

Approximation Error and Complexity Bounds for ReLU Networks on Low-Regular Function Spaces

Owen Davis^{*1,2}, Gianluca Geraci^{†2}, and Mohammad Motamed^{‡1}

¹*Department of Mathematics and Statistics, The University of New Mexico, Albuquerque, NM, USA*
²*Sandia National Laboratories Department of Optimization and Uncertainty Quantification, Albuquerque, NM, USA*

May 14, 2024

Abstract

In this work, we consider the approximation of a large class of bounded functions, with minimal regularity assumptions, by ReLU neural networks. We show that the approximation error can be bounded from above by a quantity proportional to the uniform norm of the target function and inversely proportional to the product of network width and depth. We inherit this approximation error bound from Fourier features residual networks, a type of neural network that uses complex exponential activation functions. Our proof is constructive and proceeds by conducting a careful complexity analysis associated with the approximation of a Fourier features residual network by a ReLU network.

keywords: ReLU neural networks, Fourier features neural networks, error bounds, complexity bounds, constructive approximation

MSC subject classification: 41A25, 41A30, 41A46, 68T07

1 Introduction

Over the past couple decades, the study of approximation error in deep feedforward neural networks has been an active area of research due to their empirically observed success in approximating a large class of target functions of varying regularity and dimension; see e.g., [13]. Early research into neural network approximation capability [3, 11, 14, 17, 2] resulted in universal approximation theorems that showed the existence of neural networks that approximate target functions in various function spaces to any desired accuracy. For

*corresponding author: davis@unm.edu, ondavis@sandia.gov, 2738 Hyder Ave SE, Albuquerque, NM, USA 81706

†ggeraci@sandia.gov

‡motamed@unm.edu

example, in [3] and [11] it was shown that feedforward networks with sigmoid activation are universal approximators of respectively continuous and Borel measurable functions defined on compact finite dimensional sets. Furthermore, in [17] it was shown that the universal approximation of continuous functions by feedforward networks is equivalent to the use of a non-polynomial activation function.

Results such as these are foundational in justifying the use of deep neural networks for function approximation tasks, but they do not provide insight into the rate of approximation with respect to variables such as the complexity of the network (width and depth), the regularity and dimension of the target function, and the size of the target function measured in some proper norm. Some of the first work of this kind includes [2], where it was shown that for feedforward networks with sigmoid activation targeting functions belonging to Barron space, the approximation error is inversely proportional to the network degree of freedom and proportional to the Barron norm of the target function. Additional results concerning the approximation of target functions belonging to Barron space were obtained for general activation functions in [20].

Much of the contemporary work; see e.g., [24, 16, 18, 19, 21], focuses on neural networks using the ReLU activation function due to their empirically observed success in real world applications [13] and their theoretical advantage over other conventional forms of non-linear approximation such as free knot linear splines [4, 15, 1]. Moreover, many of these contemporary results are concerned with the derivation of optimal approximation rates in the limit of infinite training data as a function of network complexity, target function size, and regularity. For example, in [24], optimal approximation rates are derived for continuous functions that depend on the modulus of continuity of the target function and the complexity of the approximating network. Similar results are derived for piecewise smooth target functions in [16] and Hölder continuous target functions in [18]. Moreover, optimal approximation rates for target functions belonging to Sobolev spaces which depend on the Sobolev norm of the target function and the complexity of the approximating network are derived in [19, 23].

In the present work, we further study the approximation properties of ReLU networks, but we depart from contemporary works on ReLU networks by focusing on a large class of target functions with minimal regularity assumptions. Precisely, we consider target functions belonging to

$$S = \{f : \Theta = [0, 1]^d \mapsto \mathbb{R} : \|f\|_{L^\infty(\Theta)} \leq \|\hat{f}\|_{L^1(\mathbb{R}^d)} < \infty\}, \quad (1)$$

where \hat{f} is the Fourier transform of f . The condition $\|\hat{f}\|_{L^1(\mathbb{R}^d)} < \infty$ guarantees that the target function has an integrable Fourier transform. Furthermore, the inequality $\|f\|_{L^\infty(\Theta)} \leq \|\hat{f}\|_{L^1(\mathbb{R}^d)}$ is always true following from Holder's inequality and the definition of the Fourier transform,

$$\|f\|_{L^\infty(\Theta)} = \left\| \int_{\mathbb{R}^d} \hat{f}(\boldsymbol{\omega}) e^{i2\pi\boldsymbol{\omega}\cdot\boldsymbol{\theta}} d\boldsymbol{\omega} \right\|_{L^\infty(\Theta)} \leq \int_{\mathbb{R}^d} |\hat{f}(\boldsymbol{\omega})| d\boldsymbol{\omega} = \|\hat{f}\|_{L^1(\mathbb{R}^d)}.$$

Overall, the space S can be described as real scalar valued functions defined on the compact set Θ that have absolutely integrable Fourier transform. Importantly, functions in S do not need to be continuous everywhere; they rather need to be continuous almost everywhere, and there is no requirement of differentiability. Hence, we may view S as a low-regular function

space, relaxing the classical regularity assumptions. As an illustrative example of a function belonging to S , consider the regularized sine discontinuity pictured in Figure 1 and defined by

$$f(\theta) = \text{Si}\left(\frac{\theta - 0.5}{10^{-2}}\right) e^{-(\theta - 0.5)^2/2}, \quad \theta \in [0, 1], \quad \text{Si}(x) = \int_0^x \frac{\sin(t)}{t} dt. \quad (2)$$

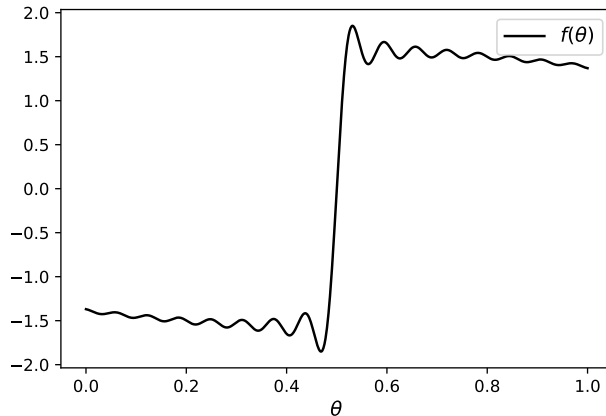


Figure 1: An example of a target function in S

The novel contributions of this work are twofold.

1. We constructively derive both complexity and approximation error estimates for ReLU networks approximating target functions belonging to S as defined in (1). Specifically, we show that the approximation error is proportional to the uniform norm of the target function and inversely proportional to the product of network width and depth. To the best of the authors' knowledge, this approximation error estimate is unique in relating approximation error directly to the uniform norm of the target function, and in simultaneously applying to such a large class of low-regular, bounded functions. This task relies on conducting careful complexity analyses associated with forming linear combinations and compositions of ReLU networks using both standard and residual network type architectures [10]. For this we borrow strategies from both [6] and [4]. In particular, the latter work introduces *special ReLU networks* that are theoretically useful in combining and composing standard ReLU networks taking one-dimensional input in $[0, 1]$.
2. We extend this concept of special ReLU networks to accommodate multi-dimensional inputs, and we additionally introduce a generalization of special ReLU networks that facilitates recursive network linear combination and composition, which will be necessary to prove our main theoretical results.

It is to be noted that the present work is motivated by [12], where target functions belonging to the same space S are approximated by neural networks with a non-ReLU activation, referred to as Fourier feature activation; see Section 4.1 for a rigorous definition of Fourier

feature networks. Our constructive proof is indeed based on approximating a Fourier feature network by a ReLU network, followed by conducting a careful error-complexity analysis of the approximation. We also refer the readers to [5], where the derived estimates are exploited and combined with residual modeling to build a ReLU network based multifidelity modeling paradigm.

The rest of the paper proceeds as follows. In Section 2, we define ReLU networks and set the notation that will be used throughout the paper. In Section 3, we state and discuss our main theoretical results. In Section 4, we begin by introducing all mathematical tools that will be used in proving our main theoretical results, which includes our generalization of special ReLU networks and a series of lemmas on ReLU network composition and linear combination. We then leverage the developed tools to prove our main theoretical results in Section 5. Concluding remarks and directions for future work can then be found in Section 6.

2 ReLU networks

We start with defining the type of ReLU networks that we consider in this work. We follow notation conventions closely related to [4] and depart from this only when necessary.

For any $m \in \mathbb{N}$ we define the ReLU activation function $\sigma : \mathbb{R}^m \mapsto \mathbb{R}^m$ by

$$\sigma(\mathbf{x}) = (\max\{0, x^{(1)}\}, \dots, \max\{0, x^{(m)}\}), \quad \mathbf{x} = (x^{(1)}, \dots, x^{(m)}) \in \mathbb{R}^m, \quad (3)$$

where \mathbf{x} represents a generic m -dimensional input. Then for any $d \in \mathbb{N}$ and $D_1, D_2 \in \mathbb{R}$ with $D_1 < D_2$, we consider feedforward ReLU networks defined on the hypercube $[D_1, D_2]^d \subset \mathbb{R}^d$ with d input neurons, one output neuron, a fixed width $W \in \mathbb{N}$, and fixed depth $L \in \mathbb{N}$. The depth here refers to the number of hidden layers (excluding the input and output layers), and the width refers to the number of neurons in each hidden layer. The ReLU activation function as defined in Equation (3) is applied to all neurons in each hidden layer, and no activation function will be applied on the output neuron. Such a network is uniquely represented by a collection of $L + 1$ weight matrices and bias vectors (or a set of matrix-vector tuples),

$$\Psi := \{(M^{(0)}, \mathbf{b}^{(0)}), (M^{(1)}, \mathbf{b}^{(1)}), \dots, (M^{(L)}, b^{(L)})\} \in \mathbb{R}^{(L-1)W^2 + (d+1)W} \times \mathbb{R}^{LW+1},$$

where

$$M^{(0)} \in \mathbb{R}^{W \times d}, \quad M^{(1)}, \dots, M^{(L-1)} \in \mathbb{R}^{W \times W}, \quad M^{(L)} \in \mathbb{R}^{1 \times W},$$

and

$$\mathbf{b}^{(0)}, \dots, \mathbf{b}^{(L-1)} \in \mathbb{R}^{W \times 1}, \quad b^{(L)} \in \mathbb{R}.$$

We denote by f_Ψ the real-valued function that the network Ψ realizes,

$$f_\Psi(\boldsymbol{\theta}) = A^{(L)} \circ \sigma \circ A^{(L-1)} \circ \dots \circ \sigma \circ A^{(0)}(\boldsymbol{\theta}), \quad \boldsymbol{\theta} \in [D_1, D_2]^d,$$

with affine maps (i.e., a map formed by a linear transformation followed by a translation),

$$A^{(\ell)}(\mathbf{x}) = M^{(\ell)}\mathbf{x} + \mathbf{b}^{(\ell)}, \quad \ell = 0, 1, \dots, L.$$

Here \mathbf{x} denotes a generic output vector from a hidden layer.

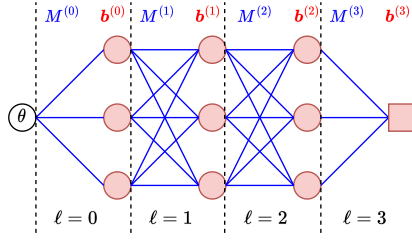


Figure 2: ReLU network $\Psi = \{(M^{(\ell)}, \mathbf{b}^{(\ell)})\}_{\ell=0}^3$ realizing a function $f_\Psi \in \mathcal{N}_{3,3}^{D_1, D_2, 1}$

Overall, we denote by $\mathcal{N}_{W,L}^{D_1, D_2, d}$ the set of all functions generated by standard uniform-width ReLU networks, i.e., functions produced by all possible choices of weights and biases,

$$\mathcal{N}_{W,L}^{D_1, D_2, d} = \{f_\Psi : [D_1, D_2]^d \mapsto \mathbb{R}, \Psi \in \mathbb{R}^{(L-1)W^2 + (d+1)W} \times \mathbb{R}^{LW+1}\}. \quad (4)$$

To fully clarify the notation we provide an example of a ReLU network $\Psi = \{(M^{(\ell)}, \mathbf{b}^{(\ell)})\}_{\ell=0}^3$ realizing a function $f_\Psi \in \mathcal{N}_{3,3}^{D_1, D_2, 1}$ in Figure 2.

Remark 2.1. In this work, we always consider the width W to be fixed across all layers. This assumption helps considerably to de-clutter the analysis associated with neural network based constructive approximation, and is standard across the neural network approximation theory literature. Moreover, the assumption is not restrictive. Any neural network can be modified to have fixed width without changing its output. Conservatively, the width of all layers can be increased to that of the maximum width layer in the network by adding an appropriate number of *dead neurons* to the deficient hidden layers. Here dead neurons are those with bias zero and with incoming and/or outgoing weights also equal to zero.

3 Main theoretical results and discussion

In this section, we state and discuss our main theoretical results for ReLU networks.

3.1 Main theorems

Theorem 1 (Main Complexity Result). *Consider a target function $f \in S$ as defined in (1). Then for any $\varepsilon_{TOL} \in (0, 1/2)$ there exists a ReLU network Ψ realizing the function $f_\Psi \in \mathcal{N}_{W,L}^{0,1,d}$ with $L \geq 2$, $W \geq 2d + 2$, and satisfying*

$$\|f - f_\Psi\|_{L^2(\Theta)} \leq \varepsilon_{TOL}. \quad (5)$$

Moreover, there exists a constant $C > 0$ such that

$$WL \leq Cd \frac{\|f\|_{L^\infty(\Theta)}^2}{\varepsilon_{TOL}^2} \left(1 + \ln \left(\frac{\|\hat{f}\|_{L^1(\mathbb{R}^d)}}{\|f\|_{L^\infty(\Theta)}} \right) \right)^2 \log_2^2(\varepsilon_{TOL}^{-1}). \quad (6)$$

Remark 3.1. The architecture bounds $L \geq 2$ and $W \geq 2d + 2$ in Theorem 1 are the result of our proof strategy, which involves a constructive approximation of a Fourier features residual

network by a ReLU network. We remark here that the linear dependence of W on the target function input dimension d is expected and required for finite width ReLU network approximation results. Indeed it was shown in [9] that universal approximation of continuous functions by ReLU networks of finite width requires that width be strictly greater than input dimension.

Given the complexity result in Theorem 1 we can immediately prove the following theorem concerning ReLU network approximation error.

Theorem 2 (Main approximation error result). *Consider a target function $f \in S$ as defined in (1). Then there exists a constant $C > 0$ such that the error $\varepsilon := \|f - f_\Psi\|_{L^2(\Theta)} < 1/2$ in the approximation of f by a ReLU network $f_\Psi \in \mathcal{N}_{W,L}^{0,1,d}$ with $L \geq 2$ and $W \geq 2d + 2$ satisfies*

$$\varepsilon^{2+\alpha(\varepsilon)} \leq Cd \frac{\|f\|_{L^\infty(\Theta)}^2}{WL} \left(1 + \ln \left(\frac{\|\hat{f}\|_{L^1(\mathbb{R}^d)}}{\|f\|_{L^\infty(\Theta)}} \right) \right)^2, \quad (7)$$

where $\alpha(\varepsilon) = (-\log_2(\log_2^2(\varepsilon^{-1}))) / \log_2(\varepsilon)$. Additionally, as $\varepsilon \rightarrow 0^+$ we have

$$\varepsilon^2 \leq Cd \frac{\|f\|_{L^\infty(\Theta)}^2}{WL} \left(1 + \ln \left(\frac{\|\hat{f}\|_{L^1(\mathbb{R}^d)}}{\|f\|_{L^\infty(\Theta)}} \right) \right)^2.$$

Proof. The proof is a direct consequence of the main complexity result, so we present it here. From Theorem 1, we know that for any $\varepsilon_{\text{TOL}} \in (0, 1/2)$ there exists a ReLU network Ψ realizing the function $f_\Psi \in \mathcal{N}_{W,L}^{0,1,d}$ such that

$$\varepsilon := \|f - f_\Psi\|_{L^2(\Theta)} \leq \varepsilon_{\text{TOL}}, \quad (8)$$

and that the complexity of this network satisfies (6) for some $C > 0$. Assuming equality in (8) and rearranging (6) we find

$$\frac{\varepsilon^2}{\log_2^2(\varepsilon^{-1})} \leq Cd \frac{\|f\|_{L^\infty(\Theta)}^2}{WL} \left(1 + \ln \left(\frac{\|\hat{f}\|_{L^1(\mathbb{R}^d)}}{\|f\|_{L^\infty(\Theta)}} \right) \right)^2.$$

Now we solve the inequality $\varepsilon^{2+\alpha} \leq \frac{\varepsilon^2}{\log_2^2(\varepsilon^{-1})}$ and find

$$\alpha(\varepsilon) \geq \frac{-\log_2(\log_2^2(\varepsilon^{-1}))}{\log_2(\varepsilon)}. \quad (9)$$

Taking equality in (9), a straightforward limit calculation shows $\lim_{\varepsilon \rightarrow 0^+} (\alpha(\varepsilon)) = 0$. \square

3.2 Discussion

Both Theorem 1 and Theorem 2 tell a similar story concerning the interplay between ReLU network approximation error and complexity, so without loss of generality we focus this discussion on main approximation error result in Theorem 2.

The estimate (7) shows that for ReLU networks of uniform width approximating a target function $f \in S$, the approximation error can be bounded above by a quantity proportional to $d\|f\|_{L^\infty(\Theta)}^2$ and inversely proportional to WL . Moreover, as shown in Section 5, the constant of proportionality C is a function of

$$\max\{\log_2(\omega_{max} + \pi/2), \log_2(\omega_{max}\|f\|_{L^\infty} + \pi/2)\},$$

where ω_{max} is the largest frequency present in the target function. Although this could make C infinite, we note that the set

$$S_c := \{f \in S : \hat{f} \text{ has compact support}\}$$

is dense in the set S with respect to the L^p norm for any $1 \leq p < \infty$. The proof for this relies on convolution properties of the Fourier transform and approximate identities, and can be found in full detail in Appendix B. Importantly, since target functions in S can be discontinuous, we cannot recover density with respect to L^∞ , and we cannot expect functions in S_c to uniformly approximate functions in S . This is in no conflict with the estimate (7) which considers approximation error in the L^2 norm, but we highlight it here for practitioners, and we remark that pointwise behavior cannot be inferred directly from the estimate (7). Overall, given the density of S_c in S we may simultaneously assume $\omega_{max} < \infty$ (and hence $C < \infty$) and still approximate target functions in S to any chosen tolerance with respect to the L^p norm for any $1 \leq p < \infty$.

Additionally, the constant C scales weakly with the target function regularity. Precisely, the Fourier transform of a function f with integrable partial derivatives of order up to m decays like $|\hat{f}| \sim \mathcal{O}(|\omega|^{-m})$ [8]. Further results relating function regularity to the decay of its Fourier transform are available, and we direct the reader to [8] for a comprehensive discussion. Overall, approximating target functions of lower regularity will generally require larger frequencies and vice versa. Importantly, ω_{max} could still be very large for functions of high regularity, but with isolated high-frequency content; for example, any single high-frequency sinusoid is infinitely differentiable, but will still have a large maximum frequency.

We note here as well that the value $\alpha(\varepsilon)$ required to prove the estimate (7) over the full error tolerance range $(0, 1/2)$ is $\alpha(2^{-e}) \approx 1.061$. In practice, α depends weakly and continuously on the desired approximation error, and the conservative choice $\alpha = 1.061$ is only required when (7) needs to hold for larger tolerances. In Table 1, we provide minimum values $\alpha(\varepsilon)$ for several benchmark tolerances ε ranging from 10^{-1} to 10^{-10} . Notice that even

ε	10^{-1}	10^{-2}	10^{-3}	10^{-4}	10^{-5}	10^{-6}	10^{-7}	10^{-8}	10^{-9}	10^{-10}
$\alpha(\varepsilon)$	1.043	0.823	0.667	0.562	0.489	0.434	0.391	0.357	0.328	0.305

Table 1: Values $\alpha(\varepsilon)$ for benchmark tolerances ε

for moderate tolerances $\alpha(\varepsilon)$ can be chosen considerably smaller than the maximum value $\alpha = 1.061$.

To conclude, we note that the error bound (7) is likely not sharp for all target functions. Indeed our proof, see Section 5, leverages the existing Fourier features residual network estimate (13), which is not sharp for all target functions [12].

4 Background for the proof

In this section, we provide all necessary background to prove our main theoretical results. We begin in Section 4.1 with the definition of Fourier features residual networks [12], which to the best of the authors' knowledge is the only type of neural network for which there are existing approximation error estimates in the space S . Our overarching proof strategy is then to conduct a constructive approximation of a Fourier features residual network by a ReLU network thereby recovering approximation error and complexity estimates for ReLU networks approximating functions in S . To accomplish this, in Section 4.2, we introduce and extend the neural network constructive approximation tool known as special ReLU networks first introduced in [4], which facilitates network linear combination and composition. Finally, in Section 4.3, we present all foundational lemmas necessary to tackle Theorem 1. These include a lemma from [6], which shows that a one-dimensional cosine function can be well approximated by a ReLU network of bounded complexity, and a series of lemmas which explain how to form linear combinations and compositions of ReLU networks both directly and through the use of related special ReLU networks.

4.1 Fourier features residual networks

Following [12], for any $m \in \mathbb{N}$ we define the Fourier features activation function $s : \mathbb{R}^m \times \mathbb{R}^m \mapsto \mathbb{C}$ by

$$s(\boldsymbol{\omega}, \boldsymbol{x}) = e^{i\boldsymbol{\omega} \cdot \boldsymbol{x}}, \quad (\boldsymbol{\omega}, \boldsymbol{x}) \in \mathbb{R}^m \times \mathbb{R}^m.$$

Then for any $d \in \mathbb{N}$ and $D_1, D_2 \in \mathbb{R}$ with $D_1 < D_2$, we define a Fourier features residual network Φ of depth $L_{FF} \geq 2$ and fixed width $W_{FF} \in \mathbb{N}$ as having L_{FF} hidden layers, W_{FF} neurons in the first hidden layer, $2W_{FF}$ neurons in each remaining hidden layer, and realizing the function

$$f_{\Phi}(\boldsymbol{\theta}) = \Re \sum_{k=1}^{W_{FF}} b_{0k} s(\boldsymbol{\omega}_{0k}, \boldsymbol{\theta}) + z_{L_{FF}}(\boldsymbol{\theta}), \quad \boldsymbol{\theta} \in [D_1, D_2]^d,$$

where $z_{L_{FF}}$ results from the following recursive scheme:

$$z_1 = 0, \quad z_{\ell+1}(\boldsymbol{\theta}) = z_{\ell}(\boldsymbol{\theta}) + \Re \sum_{k=1}^{W_{FF}} b_{\ell k} s(\boldsymbol{\omega}_{\ell k}, \boldsymbol{\theta}) + \Re \sum_{k=1}^{W_{FF}} b'_{\ell k} s(\boldsymbol{\omega}'_{\ell k}, z_{\ell}(\boldsymbol{\theta})), \quad \ell = 1, \dots, L_{FF}-1,$$

and where for all $\ell = 0, \dots, L_{FF}-1$, $\boldsymbol{\omega}_{\ell k} \in \mathbb{R}_{\geq 0}^{W_{FF}}$, $\boldsymbol{\omega}'_{\ell k} \in \mathbb{R}_{\geq 0}$ and $b_{\ell k}, b'_{\ell k} \in \mathbb{C}$ are respectively frequency and amplitude parameters. For our purposes it will be useful to introduce a more compact notation and to express these Fourier features residual networks directly as linear combinations of cosine and sine functions. To accomplish this we can equivalently view the network as realizing the function

$$f_{\Phi}(\boldsymbol{\theta}) = \beta_0(\boldsymbol{\theta}) + z_{L_{FF}}(\boldsymbol{\theta}),$$

where $z_{L_{FF}}$ results from the procedure:

$$z_1 = 0, \quad z_{\ell+1}(\boldsymbol{\theta}) = z_{\ell}(\boldsymbol{\theta}) + \beta_{\ell}(\boldsymbol{\theta}) + \beta'_{\ell}(z_{\ell}(\boldsymbol{\theta})), \quad \ell = 1, \dots, L_{FF}-1, \quad (10)$$

and where

$$\beta_\ell(\boldsymbol{\theta}) = \sum_{k=1}^{W_{FF}} \Re(b_{\ell k}) \cos(\boldsymbol{\omega}_{\ell k} \cdot \boldsymbol{\theta}) - \Im(b_{\ell k}) \sin(\boldsymbol{\omega}_{\ell k} \cdot \boldsymbol{\theta});$$

$$\beta'_\ell(\boldsymbol{\theta}) = \sum_{k=1}^{W_{FF}} \Re(b'_{\ell k}) \cos(\boldsymbol{\omega}'_{\ell k} \cdot \boldsymbol{\theta}) - \Im(b'_{\ell k}) \sin(\boldsymbol{\omega}'_{\ell k} \cdot \boldsymbol{\theta}),$$

for $\ell = 0, \dots, L_{FF} - 1$. We make one final simplification by writing β_ℓ and β'_ℓ in terms of only the cosine function as

$$\beta_\ell(\boldsymbol{\theta}) = \sum_{k=1}^{W_{FF}} |b_{\ell k}| \cos \left(\boldsymbol{\omega}_{\ell k} \cdot \boldsymbol{\theta} - \tan^{-1} \left(\frac{-\Im(b_{\ell k})}{\Re(b_{\ell k})} \right) \right); \quad (11)$$

$$\beta'_\ell(\boldsymbol{\theta}) = \sum_{k=1}^{W_{FF}} |b'_{\ell k}| \cos \left(\boldsymbol{\omega}'_{\ell k} \cdot \boldsymbol{\theta} - \tan^{-1} \left(\frac{-\Im(b'_{\ell k})}{\Re(b'_{\ell k})} \right) \right), \quad (12)$$

where $|\cdot|$ is the complex modulus. Finally, to draw a parallel between Fourier features residual networks and our definition of ReLU networks in Section 2, we may alternatively represent a Fourier features residual network by a sequence of frequency-amplitude tuples

$$\Phi := \{(\boldsymbol{\omega}_0, \mathbf{b}_0), \dots, (\boldsymbol{\omega}_{L_{FF}-1}, \mathbf{b}_{L_{FF}-1}), (\boldsymbol{\omega}'_1, \mathbf{b}'_1), \dots, (\boldsymbol{\omega}'_{L_{FF}-1}, \mathbf{b}'_{L_{FF}-1})\},$$

$$\boldsymbol{\omega}_\ell \in \mathbb{R}_{\geq 0}^{W_{FF}d}, \quad \boldsymbol{\omega}'_\ell \in \mathbb{R}_{\geq 0}^{W_{FF}d}, \quad \mathbf{b}_\ell, \mathbf{b}'_\ell \in \mathbb{C}^{W_{FF}}.$$

For clarity, in Figure 3 we include a graphical representation of a Fourier feature residual network with $W_{FF} = 1$ and $L_{FF} = 2$ approximating a uni-variate target function f .

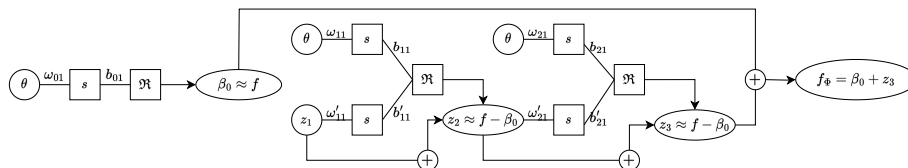


Figure 3: Graphical representation of Fourier features residual network with $W_{FF} = 1$ and $L_{FF} = 3$ approximating a uni-variate target function f

In Figure 3, notice the skip-connections that pass along the output of one hidden layer to the output of the next without any computation. These skip-connections are characteristic of residual network architectures pioneered in [10]. They enforce that each layer learns a correction on the previous layer as opposed to the identity map plus a correction. This has been shown to help in avoiding stagnating error in training very deep networks. Moreover, notice that the hidden layers of a Fourier features network are essentially disconnected aside from these skip-connections. The first layer learns a W_{FF} term Fourier sum approximation β_0 of the target function f . Next, $z_{L_{FF}}$ approximates $f - \beta_0$ by a sequence of $L_{FF} - 1$ hidden layers, where each hidden layer learns a correction on the previous layer. Precisely, $z_1 = 0$, and then each z_j for $j = 2, \dots, L_{FF}$ is an approximation of $f - \beta_0$, but where the learned quantity at layer $j + 1$ is $f - \beta_0 - z_j$.

4.1.1 A known theoretical result for Fourier features residual networks

The following was proved in [12].

Theorem 3 (Approximation error in Fourier features residual network [12]). *Let $f \in S$ as defined in (1). Then there exists a Fourier features residual network Φ of depth $L_{FF} \geq 2$, width $W_{FF} = \mathcal{O}(L_{FF}^2)$, realizing the function f_Φ , and constant $C > 0$ such that*

$$\|f - f_\Phi\|_{L^2(\Theta)}^2 \leq C \frac{\|f\|_{L^\infty(\Theta)}^2}{W_{FF} L_{FF}} \left(1 + \ln \left(\frac{\|\hat{f}\|_{L^1(\mathbb{R}^d)}}{\|f\|_{L^\infty(\Theta)}} \right) \right)^2. \quad (13)$$

To the best of the authors' knowledge, Theorem 3, derived specifically for Fourier features residual networks, is unique in relating neural network approximation error to the uniform norm of the target function. The primary goal of this work is to leverage Theorem 3 to derive a similar result for ReLU networks, which are commonly used in scientific machine learning applications.

4.2 Special ReLU networks

Motivated by [4], we introduce special ReLU networks, which can be considered a special subset of standard ReLU networks with the same depth, comparable width, and where special roles are reserved for the top and bottom neurons of each hidden layer. Specifically, we define four types of channels that appear in special ReLU networks.

- (a) A *source channel* formed by the top d neurons in each hidden layer that are assumed to be ReLU-free with unimodular weights and zero bias. The neurons in a source channel do not take any input from neurons in other channels and do not do any computation. This channel simply carries forward the input θ . The blue highlighted neurons in Figure 4 are an example of a source channel.
- (b) A *collation channel* formed by the bottom neuron in each hidden layer that are also assumed to be ReLU-free. This channel is used to collect intermediate computations, i.e., outputs of hidden layers. The neurons in a collation channel do not feed into subsequent calculations. They only take outputs of neurons in previous layers and carry them over with unit weight to subsequent bottom neurons. An example of a collation channel are the red highlighted neurons in left network of Figure 4.
- (c) A collation channel akin to channel type (b) but with the added stipulation that the collected intermediate computations in each of the neurons in the collation channel can be fed back into the next immediate layer of the standard computational channel. Note that these outgoing connections from the collation neurons to the main computational channel are not required to happen at every layer. An example of such a channel are the red highlighted neurons in the right network of Figure 4.
- (d) Standard computational channels with ReLU activation. The neurons without color in Figure 4 are an example of standard computational channels.

We now define two types of special networks:

- *Type 1 special ReLU network*: a network consisting of channel types (a), (b), and (d);
- *Type 2 special ReLU network*: a network consisting of channel types (a), (c), and (d).

Type 1 special networks taking input in $[0, 1]$ were introduced in [4]. A graphical representation of both type 1 and type 2 networks is displayed in Figure 4. The difference between type 1 and type 2 special ReLU networks is that type 2 networks allow the collected intermediate computations in the neurons of the collation channel to be fed back into the standard computational channels of the network; this type of channel will be key to implementing recursive summation and composition of networks which will be necessary for the proof of Theorem 1. For clarity, the source channel and its outgoing neuron connections are highlighted in blue, and the collation channel and its outgoing neuron connections are highlighted in red. In general, channels of type (b) are a subset of channels of type (c) where weights emanating from collation neurons back into the computational channels of the network are zero. Hence type 1 special networks are a subset of type 2 special networks.

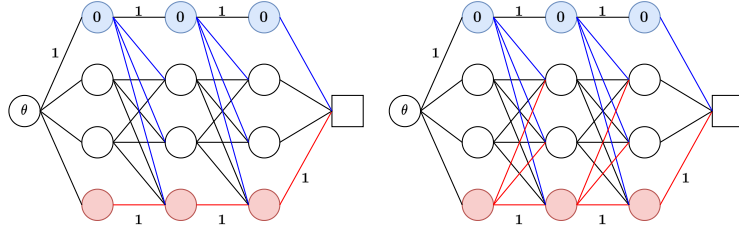


Figure 4: Graph representations of type 1 (left) and type 2 (right) special ReLU networks in $\tilde{\mathcal{N}}_{4,3}^{D_1, D_2, 1}$. The source channels are highlighted in blue while the collation channels are highlighted in red.

Let $\tilde{\Psi}$ and $f_{\tilde{\Psi}}$ be respectively the set of matrix-vector tuples and realized function of a special ReLU network. We denote by $\tilde{\mathcal{N}}_{W,L}^{D_1, D_2, d}$ the set of all functions generated by special ReLU networks

$$\tilde{\mathcal{N}}_{W,L}^{D_1, D_2, d} = \{f_{\tilde{\Psi}} : \boldsymbol{\theta} \in [D_1, D_2]^d \rightarrow \mathbb{R} \text{ produced by a special network with } W \geq 4, L \geq 2\}.$$

It is to be noted that since the source and collation channels are ReLU-free, special networks do not form a direct subset of ReLU networks. However, given any function $f_{\tilde{\Psi}} \in \tilde{\mathcal{N}}_{W,L}^{D_1, D_2, d}$ corresponding to a special network $\tilde{\Psi} = \{\tilde{M}^{(\ell)}, \tilde{\mathbf{b}}^{(\ell)}\}_{\ell=0}^L$, a standard ReLU network Ψ can be constructed that produces the same function $f_{\Psi} \equiv f_{\tilde{\Psi}}$, but with,

$$f_{\Psi} \in \begin{cases} \mathcal{N}_{W+d,L}^{D_1, D_2, d}, & \exists \boldsymbol{\theta} \in [D_1, D_2]^d \text{ containing negative components} \\ \mathcal{N}_{W,L}^{D_1, D_2, d}, & \text{otherwise.} \end{cases}$$

The parameters $\Psi = \{M^{(\ell)}, \mathbf{b}^{(\ell)}\}_{\ell=0}^L$ of such a standard ReLU network are given in terms of the parameters of the special network $\tilde{\Psi}$, and depend on whether the special network is type 1 or type 2 and whether any $\boldsymbol{\theta} \in [D_1, D_2]^d$ contains negative components. The interested reader can find the mathematically rigorous conversions between special and standard networks for each of these cases in Appendix A.

4.3 Foundational Lemmas on ReLU network composition and combination

In this section, we introduce a series of lemmas which show how to form linear combinations and compositions of ReLU networks both directly and through the use of related special networks. We finish this section with a Lemma from [6] which shows that a one dimensional cosine function can be well approximated by a ReLU network of bounded complexity. To promote readability, the proofs of the lemmas in this section are relegated to Appendix B.

We begin with Lemma 1, which shows how to form compositions of standard ReLU networks without the use of special networks.

Lemma 1. For $d \in \mathbb{N}$ and $D_1^{(j)}, D_2^{(j)} \in \mathbb{R}$, with $D_1^{(j)} < D_2^{(j)}$, $j = 1, \dots, J$, and

$$f_{\Psi_j} \in \begin{cases} \mathcal{N}_{W, L_j}^{D_1^{(j)}, D_2^{(j)}, d}, & j = 1 \\ \mathcal{N}_{W, L_j}^{D_1^{(j)}, D_2^{(j)}, 1}, & j = 2, \dots, J \end{cases}$$

such that the composition $f_{\Psi_J} \circ \dots \circ f_{\Psi_1}$ is well defined (i.e. the constituent networks f_{Ψ_j} have compatible domains and ranges for composition) the following holds:

$$f_{\Psi_J} \circ \dots \circ f_{\Psi_1} \in \mathcal{N}_{W, L_1 + \dots + L_J}^{D_1^{(1)}, D_2^{(1)}, d}.$$

Proof. In [4], an analogous result is presented with the assumption that all $f_{\Psi_j} \in \mathcal{N}_{W, L_j}^{0, 1, 1}$. The proof extends naturally for the case of a dimension $d > 1$ input space and for an arbitrary choice of D_1, D_2 , so we omit the proof here. \square

Remark 4.1. Lemma 1 requires the composed neural networks to be of the same width. This requirement is not restrictive since for any two ReLU networks of different width, the width of the smaller network can be increased without changing the overall network output by adding an appropriate amount of dead neurons to each of its hidden layers.

In addition to composition, we will need to form linear combinations of ReLU networks and bound their resulting complexity. Using just standard networks, this can be accomplished by absorbing the complexity associated with the linear combination into network width while keeping the depth fixed. This procedure is outlined in Lemma 2.

Lemma 2. For any $d \in \mathbb{N}$ and $D_1, D_2 \in \mathbb{R}$, with $D_1 < D_2$, and $f_{\Psi_j} \in \mathcal{N}_{W_j, L}^{D_1, D_2, d}$, $a_j \in \mathbb{R}$ for $j = 1, \dots, J$, the following holds,

$$\sum_{j=1}^J a_j f_{\Psi_j} \in \mathcal{N}_{W, L}^{D_1, D_2, d},$$

where $W = \sum_j W_j$.

Proof. See Appendix B. \square

Remark 4.2. In Lemma 2, we make the assumption that all networks in the linear combination have the same depth L . This requirement can be relaxed. Given any ReLU network $f_\Psi \in \mathcal{N}_{W,L}^{D_1,D_2,d}$, its depth can be extended indefinitely without changing the network output by appending hidden layers that accomplish identity mapping. Identity mapping in ReLU networks makes use of the relation $\sigma(\boldsymbol{\theta}) - \sigma(-\boldsymbol{\theta}) = \boldsymbol{\theta}$, and for networks with one-dimensional output, as those considered in this work, this identity mapping can always be accomplished by a layer of width 2. Let $\mathbf{g}(\boldsymbol{\theta})$ be the vector containing the output of each neuron in the final hidden layer, $b^{(L)}$ the output bias, and $M^{(L)}$ be the output weights, so that the output of the original network is given by $M^{(L)}\mathbf{g}(\boldsymbol{\theta}) + b^{(L)}$. Then depth can be extended indefinitely with a sequence of width 2 layers as pictured in Figure 5. A direct calculation shows that the output

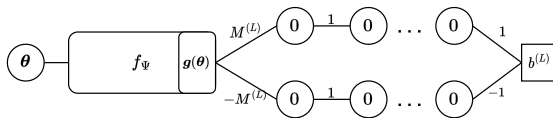


Figure 5: Extending network depth using identity mapping hidden layers

of the network of extended depth is $\sigma(M^{(L)}\mathbf{g}(\boldsymbol{\theta})) - \sigma(-M^{(L)}\mathbf{g}(\boldsymbol{\theta})) + b^{(L)} = M^{(L)}\mathbf{g}(\boldsymbol{\theta}) + b^{(L)}$ as desired.

Having shown in Lemmas 1 and 2 how to form linear combinations and compositions of standard ReLU networks, we now move to showing how these operations can alternatively be realized using related special networks. We begin with Lemma 3, which shows how basic arithmetic is carried out on special networks.

Lemma 3. *Special ReLU networks of both type 1 and type 2 have the following properties:*

- (i) For every W, L_1, L_2 : $\tilde{\mathcal{N}}_{W,L_1}^{D_1,D_2,d} + \tilde{\mathcal{N}}_{W,L_2}^{D_1,D_2,d} \subset \tilde{\mathcal{N}}_{W,L_1+L_2}^{D_1,D_2,d}$.
- (ii) For $L < P$: $\tilde{\mathcal{N}}_{W,L}^{D_1,D_2,d} \subset \tilde{\mathcal{N}}_{W,P}^{D_1,D_2,d}$.

Proof. In [4], this is proved for type 1 special networks taking input in $[0, 1]$. Extending this proof for arbitrary multi-dimensional domains $[D_1, D_2]^d$ and type 2 networks is straightforward with the help of Lemma 11, so we omit it here. \square

Next, in Lemmas 4 and 5 we show how to accomplish basic network linear combination and composition using type 1 special networks.

Lemma 4. *Let $W \geq 2$ and $D_1, D_2 \in \mathbb{R}$ with $D_1 < D_2$. Then for any $f_{\Psi_j} \in \mathcal{N}_{W,L_j}^{D_1,D_2,d}$ with $j = 1, \dots, J$, the following holds:*

$$f_{\Psi_1} + \dots + f_{\Psi_J} \in \tilde{\mathcal{N}}_{W+1+d, L_1+\dots+L_J},$$

where the special networks realizing the network summation are of type 1.

Proof. This result is proved in [4] for type 1 special networks taking input in $[0, 1]$. The proof can be readily extended for a network domain $[D_1, D_2]^d$ with $d > 1$, so we omit it here. \square

Lemma 5. Let $D_1, D_2 \in \mathbb{R}$ with $D_1 < D_2$. Then for any $h \in \mathcal{N}_{W,L}^{D_1, D_2, 1}$ with the added stipulation that h maps into $[D_1, D_2]$, i.e., the composition of h with itself is well defined, we have

$$a_0 \theta + \sum_{j=1}^m a_j h^{\circ j}(\theta) \in \tilde{\mathcal{N}}_{W+2, mL}^{D_1, D_2, 1},$$

where the special networks realizing the network summation is of type 1.

Proof. See Appendix B. □

Remark 4.3. Considering Lemmas 4 and 5 together, we see that special ReLU networks provide a way to form linear combinations of standard ReLU networks where the added complexity associated with forming this linear combination is entirely absorbed in network depth. This is the opposite of the strategy used in Lemma 2 where the complexity of the linear combination is entirely absorbed in width. In general, we hypothesize that the benefit of using one of these strategies over the other is task specific, and for example, in the proof of our main theoretical results we use a combination of these strategies.

So far we have only considered ReLU network operations that require type 1 special networks. In Lemma 6, we introduce a recursive summation and composition of ReLU networks that will be useful in the proof of our main theoretical result and which relies on type 2 special networks.

Lemma 6. Let $D_1, D'_1, D_2, D'_2 \in \mathbb{R}$ with $D_1 < D_2$ and $D'_1 < D'_2$, and let $d \in \mathbb{N}$. Further let $h_j \in \mathcal{N}_{W, L_j}^{D_1, D_2, d}$ and $h'_j \in \mathcal{N}_{W, L'_j}^{D'_1, D'_2, 1}$ for all $j = 1, \dots, J-1$. Let $p_1 = 0$ and suppose p_J results from the recursive scheme

$$p_{j+1}(\boldsymbol{\theta}) = p_j(\boldsymbol{\theta}) + h_j(\boldsymbol{\theta}) + h'_j(p_j(\boldsymbol{\theta})), \quad j = 1, \dots, J-1, \quad \boldsymbol{\theta} \in [D_1, D_2]^d,$$

with the added stipulation that $p_j(\boldsymbol{\theta})$ maps into $[D'_1, D'_2]$ for all $\boldsymbol{\theta}$ and $j = 1, \dots, J-1$; i.e., the composition $h'_j(p_j(\boldsymbol{\theta}))$ is well defined. Then $p_J \in \tilde{\mathcal{N}}_{W+d+1, \sum_j (L_j + L'_j)}^{D_1, D_2, d}$ where the special network is type 2.

Proof. See Appendix B. □

The recursive network composition and combination encountered in Lemma 6 parallels the structure of Fourier features. Important to the proof of Theorem 1 will also be Lemma 7 which asserts that a ReLU network of bounded complexity can well approximate an arbitrary one dimensional cosine function.

Lemma 7. Let $a, v \in \mathbb{R}$, $D > 0$, $\theta \in [-D, D]$, and $\varepsilon \in (0, 1/2)$. Then there exists a constant $C > 0$ and a ReLU network $f_\Psi \in \mathcal{N}_{W,L}^{-D, D, 1}$ with $W \leq 9$, $L \leq C(\log_2^2(\varepsilon^{-1}) + \log_2(\lceil aD + |v| \rceil))$, and satisfying

$$\|f_\Psi(\theta) - \cos(a\theta + v)\|_{L^\infty([-D, D])} \leq \varepsilon.$$

Proof. For the proof we refer to Corollary III.9 in [6]. By carefully leveraging special networks, an alternate proof can be obtained where the upper bound on W is reduced to 8, but for brevity we omit this discussion. □

5 Proof of Theorem 1

In this section, we present the proof of Theorem 1. To enhance readability we start with a proof sketch, and then we proceed to provide full details for the one-dimensional case in Section 5.1 and the multi-dimensional case in Section 5.2.

Theorem 1 proof sketch: Let $\varepsilon_{TOL} \in (0, 1/2)$. Let Φ be a Fourier features residual network of depth L_{FF} , width W_{FF} , realizing the function f_Φ , and approximating f . Let Ψ be a ReLU network realizing the function f_Ψ and approximating f_Φ . Then by the triangle inequality we can write

$$\|f - f_\Psi\|_{L^2(\Theta)} \leq \|f - f_\Phi\|_{L^2(\Theta)} + \|f_\Phi - f_\Psi\|_{L^2(\Theta)} \quad (14)$$

$$\leq \underbrace{\|f - f_\Phi\|_{L^2(\Theta)}}_{\text{term 1}} + \underbrace{\|f_\Phi - f_\Psi\|_{L^\infty(\Theta)}}_{\text{term 2}}. \quad (15)$$

Now according to Theorem 3, term 1 can be made arbitrarily small with the depth and width of Φ satisfying

$$W_{FF}L_{FF} = \mathcal{O} \left(\frac{\|f\|_{L^\infty(\Theta)}^2}{\varepsilon_{TOL}^2} \left(1 + \ln \left(\frac{\|\hat{f}\|_{L^1(\mathbb{R})}}{\|f\|_{L^\infty(\Theta)}} \right) \right)^2 \right), \quad (16)$$

From here, the primary task of the proof is to show that there exists a ReLU network Ψ realizing the function f_Ψ such that term 2 can be made arbitrarily small with $WL = \mathcal{O}(dW_{FF}L_{FF})$. Once this is accomplished, the result follows. We accomplish this through a constructive approximation of a Fourier features residual network by a ReLU network.

5.1 Proof of Theorem 1 for univariable target function

In this section, we provide a rigorous proof for Theorem 1 for a target function $f \in S$ as defined in (1) with a one-dimensional input, that is $\theta \in \Theta = [0, 1]$. For simplicity, we make a slight abuse of notation and denote by Ψ both a ReLU network and the function it realizes, and by Φ both a Fourier features residual network and the function it realizes. The primary task of this proof is to show that a Fourier features residual network approximating $f \in S$ can be approximated well by a ReLU network of bounded complexity. Recall from Section 4.1 that a Fourier features network of depth L_{FF} is built as a linear combination and composition of functions of the form β_ℓ , β'_ℓ , and z_ℓ for $\ell = 0, \dots, L_{FF} - 1$. The proof proceeds as a sequence of lemmas. We begin in Lemma 8 by showing that functions of the form β_ℓ and β'_ℓ , defined respectively by Equations (11) and (12), can be approximated well by ReLU networks of bounded complexity.

Lemma 8 (ReLU network approximation of β_ℓ and β'_ℓ). *Let $\ell \in \mathbb{N} \cup \{0\}$ and $D > 0$. Consider the function $\beta_\ell : \theta \in [-D, D] \mapsto \mathbb{R}$ as defined in (11). Then for any $\varepsilon \in (0, 1/2)$ there exists a ReLU network $\Psi_{\beta_\ell} \in \mathcal{N}_{W,L}^{-D,D,1}$ with $L \geq 2$ and $W \geq 1 + d$ such that*

$$\|\beta_\ell(\theta) - \Psi_{\beta_\ell}(\theta)\|_{L^\infty([-D,D])} \leq \varepsilon.$$

Moreover, there exists constants $C_\ell > 0, \omega_\ell \in \mathbb{R}_{\geq 0}$ such that the width and depth of Ψ_{β_ℓ} satisfy

$$\begin{aligned} L(\Psi_{\beta_\ell}) &\leq C_\ell(\log_2^2(\varepsilon^{-1}) + \log_2(\lceil \omega_\ell D + \pi/2 \rceil)) \\ W(\Psi_{\beta_\ell}) &\leq 9W_{FF} \end{aligned}$$

Proof. Let $\varepsilon \in (0, 1/2)$. Recall that β_ℓ is of the form

$$\beta_\ell(\theta) = \sum_{k=1}^{W_{FF}} |b_{\ell k}| \cos \left(\omega_{\ell k} \theta - \tan^{-1} \left(\frac{-\Im(b_{\ell k})}{\Re(b_{\ell k})} \right) \right).$$

From Lemma 7 we have that for each $k = 1, \dots, W_{FF}$, there exists a constant $C_{\ell k}^{\cos} > 0$ and ReLU networks $\Psi_{\omega_{\ell k}}^{\cos}$ such that

$$\left\| \Psi_{\omega_{\ell k}}^{\cos}(\theta) - \cos \left(\omega_{\ell k} \theta - \tan^{-1} \left(\frac{-\Im(b_{\ell k})}{\Re(b_{\ell k})} \right) \right) \right\|_{L^\infty([0,1])} \leq \frac{\varepsilon}{W_{FF}|b_{\ell k}|}, \quad (17)$$

with network width and depth satisfying

$$L(\Psi_{\omega_{\ell k}}^{\cos}) \leq C_{\ell k} \left(\log_2^2(\varepsilon^{-1}) + \log_2 \left(\left\lceil \omega_{\ell k} D + \left| \tan^{-1} \left(\frac{-\Im(b_{\ell k})}{\Re(b_{\ell k})} \right) \right| \right) \right); \quad (18)$$

$$W(\Psi_{\omega_{\ell k}}^{\cos}) \leq 9. \quad (19)$$

Now using Lemma 2 we generate a ReLU network Ψ_{β_ℓ} that realizes the linear combination

$$\Psi_{\beta_\ell}(\theta) = \sum_{k=1}^{W_{FF}} |b_{\ell k}| \Psi_{\omega_{\ell k}}^{\cos}(\theta).$$

This linear combination requires that we equalize the depth the constituent networks $\Psi_{\omega_{\ell k}}^{\cos}$ for $k = 1, \dots, W_{FF}$, which we do using the strategy explained in Remark 4.2. Furthermore, in accordance with Lemma 2, the width of the resulting network is the sum of the widths of the constituent networks. Overall, the resulting width and equalized depth can be bounded above as

$$\begin{aligned} L(\Psi_{\beta_\ell}) &\leq C_\ell(\log_2^2(\varepsilon^{-1}) + \log_2(\lceil \omega_\ell D + \pi/2 \rceil)); \\ W(\Psi_{\beta_\ell}) &\leq 9W_{FF}, \end{aligned}$$

where $\omega_\ell = \max_k \{\omega_{\ell k}\}$, $C_\ell = \max_k \{C_{\ell k}\}$, and $|\tan^{-1}(-\Im(b_{\ell k})/\Re(b_{\ell k}))| \leq \pi/2$ for all $k = 1, \dots, W_{FF}$. Additionally, using (17) along with the triangle inequality we find

$$\|\beta_\ell(\theta) - \Psi_{\beta_\ell}(\theta)\|_{L^\infty(\Theta)} \leq \varepsilon. \quad \square$$

Remark 5.1. In the proof of Lemma 8, we use the network linear combination strategy outlined in Lemma 2 to absorb the complexity associated with the linear combination into width. The result is a ReLU width W linearly dependent on the Fourier features width W_{FF} and a ReLU depth L independent of the Fourier features network architecture. We

can alternatively use network linear combination via special ReLU networks as outlined in Lemma 4 to absorb the complexity associated with the linear combination into depth. This results in a ReLU network width independent of the Fourier features network architecture and a ReLU depth L linearly dependent on the Fourier features width W_{FF} . We return to this observation later in Remark 5.3 when we discuss network architecture suppositions in our main theoretical results. Furthermore, the lower bound $W \geq 1 + d$ is necessary because it was shown in [9] that universal approximation of continuous functions by ReLU networks of finite width requires that width be strictly greater than input dimension. Finally, note that β_ℓ and β'_ℓ are of the same form, so Lemma 8 and its proof remain valid when replacing β_ℓ by β'_ℓ .

Next, in Lemma 9 we leverage Lemma 8 to show that for any $L_{FF} \in \mathbb{N}$ a function of the form $z_{L_{FF}}$ as defined in Equation (10) can be approximated well by a ReLU network of bounded complexity.

Lemma 9 (ReLU network approximation of $z_{L_{FF}}$). *Let $L_{FF} \in \mathbb{N}$ and consider the function $z_{L_{FF}} : \theta \in \Theta \mapsto \mathbb{R}$ as defined in Equation (10). Then for any $\varepsilon \in (0, 1/2)$ and $L_{FF} \in \mathbb{N}$, there exists a ReLU network $\Psi_{z_{L_{FF}}} \in \mathcal{N}_{W,L}^{0,1,1}$ with $L \geq 2$ and $W \geq 2d + 2$ such that*

$$\|z_{L_{FF}}(\theta) - \Psi_{z_{L_{FF}}}(\theta)\|_{L^\infty(\Theta)} \leq \varepsilon. \quad (20)$$

Moreover, there exists constants $\bar{C} > 0, \bar{\omega} \in \mathbb{R}_{\geq 0}$ such that the width and depth of $\Psi_{z_{L_{FF}}}$ satisfy

$$L(\Psi_{z_{L_{FF}}}) \leq \bar{C}(L_{FF} - 1)(\log_2^2(\varepsilon^{-1}) + \log_2(\lceil \bar{\omega} + \pi/2 \rceil)); \quad (21)$$

$$W(\Psi_{z_{L_{FF}}}) \leq 9W_{FF} + 2. \quad (22)$$

Proof. Unless otherwise specified, in what follows we define $\|\cdot\| := \|\cdot\|_{L^\infty(\Theta)}$. Let $\varepsilon \in (0, 1/2)$. We now proceed by induction on L_{FF} . First, for $L_{FF} = 1$ we have $\Psi_{z_1} \equiv z_1 \equiv 0$. Hence z_1 can be represented exactly by a single neuron of bias zero. Next, for our base case we consider $L_{FF} = 2$, and we recall that

$$z_2(\theta) = z_1(\theta) + \beta_1(\theta) + \beta'_1(z_1(\theta)) = \beta_1(\theta) + \beta'_1(0).$$

Then from Lemma 8 we know there exists ReLU networks Ψ_{β_1} and $\Psi_{\beta'_1}$ such that

$$\|\beta_1(\theta) - \Psi_{\beta_1}(\theta)\|_{L^\infty(\Theta)} \leq \frac{\varepsilon}{2}; \quad (23)$$

$$\|\hat{\beta}_1(\theta) - \Psi_{\beta'_1}(\theta)\|_{L^\infty(\Theta)} \leq \frac{\varepsilon}{2}. \quad (24)$$

Employing Lemma 6, we form the type 2 special network $\tilde{\Psi}_{z_2}(\theta) = z_1(\theta) + \Psi_{\beta_1}(\theta) + \Psi_{\beta'_1}(z_1)$ displayed in Figure 6. By construction, the width of $\tilde{\Psi}_{z_2}$ is 2 more than the maximum of the widths of $\Psi_{\beta'_1}$ and Ψ_{β_1} , where the additional neurons are due to the width 1 source and collation channels. Then from Section 4.2 we know there exists a standard ReLU network Ψ_{z_2} such that $\Psi_{z_2}(\theta) = \tilde{\Psi}_{z_2}(\theta)$ for all $\theta \in [0, 1]$. Furthermore, since only Ψ_{β_1} takes input from

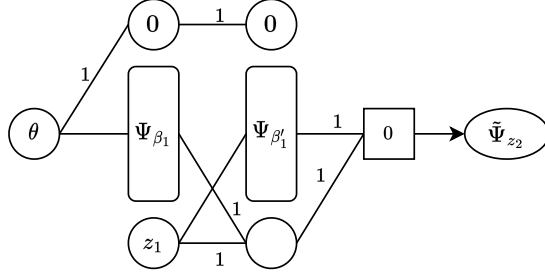


Figure 6: Network diagram for $\tilde{\Psi}_{z_2}$

the source channel, and since Ψ_{β_1} need only accept non-negative inputs, the conversion from special to standard network requires no source channel modification, and the width of Ψ_{z_2} is equivalent to that of $\tilde{\Psi}_{z_2}$. Now, leveraging (23) and (24), using the fact that $z_1(\theta) = 0$, and employing the triangle inequality we calculate

$$\begin{aligned} \|z_2(\theta) - \Psi_{z_2}(\theta)\| &= \|\beta_1(\theta) + \beta'_1(0) - \Psi_{\beta_1}(\theta) - \Psi_{\beta'_1}(0)\| \\ &\leq \|\beta_1(\theta) - \Psi_{\beta_1}(\theta)\| + \|\beta'_1(0) - \Psi_{\beta'_1}(0)\| \\ &\leq \varepsilon. \end{aligned}$$

Moreover, the complexity of Ψ_{z_2} can be calculated directly as

$$\begin{aligned} L(\Psi_{z_2}) &= L(\Psi_{\beta_1}) + L(\Psi_{\beta'_1}) \\ &\leq C_1(\log_2^2(\varepsilon^{-1}) + \log_2(\lceil \omega_1 + \pi/2 \rceil)) + C'_1(\log_2^2(\varepsilon^{-1}) + \log_2(\lceil \omega'_1 + \pi/2 \rceil)) \\ &\leq \bar{C} \log_2^2(\varepsilon^{-1} + \log_2(\lceil \bar{\omega} + \pi/2 \rceil)); \\ W(\Psi_{z_2}) &\leq \max\{W(\Psi_{\beta_1}), W(\Psi_{\beta'_1})\} + 2 \\ &\leq 9W_{FF} + 2, \end{aligned}$$

where C_1, ω_1 and C'_1, ω'_1 are the constants present in the complexity bounds for respectively Ψ_{β_1} and $\Psi_{\beta'_1}$ guaranteed to exist by Lemma 8, and where $\bar{C} = C_1 + C'_1 > 0$, $\bar{\omega} = \max\{\omega_1, \omega'_1\} \in \mathbb{R}_{\geq 0}$.

Next, let $L_{FF} = \ell \in \mathbb{N}$ with $\ell > 2$. Recall that the function $z_{L_{FF}}$ results from the recursive scheme

$$z_1 = 0, \quad z_{j+1}(\theta) = z_j(\theta) + \beta_j(\theta) + \beta'_j(z_j(\theta)), \quad j = 1, \dots, \ell - 1.$$

Hence there exists functions $z_j : \Theta \mapsto \mathbb{R}$ for all $j = 1, \dots, \ell$. Since each z_j is continuous on the compact set Θ , there exists a constant $D \in \mathbb{R}_{\geq 0}$ such that $|z_j(\theta)| \leq D$ for all $\theta \in \Theta$ and all $j = 1, \dots, \ell$.

Now notice that β'_j is continuous everywhere and therefore uniformly continuous on the compact set $[-(D + 1/8), D + 1/8]$ for any $j = 1, \dots, \ell$. Thus there exists $\delta_j > 0$ such that for any $\theta_1, \theta_2 \in [-(D + 1/8), (D + 1/8)]$ where $|\theta_1 - \theta_2| \leq \delta_j$, we have $|\beta'_j(\theta_1) - \beta'_j(\theta_2)| \leq \varepsilon/4$. In particular, this holds for β'_ℓ . Continuing, from Lemma 8 there exists Ψ_{β_j} and $\Psi_{\beta'_j}$ such

that

$$\|\beta_j(\theta) - \Psi_{\beta_\ell}(\theta)\|_{L^\infty(\Theta)} \leq \frac{\varepsilon}{4}; \quad (25)$$

$$\|\beta'_j(\theta) - \Psi_{\beta'_\ell}(\theta)\|_{L^\infty([-(D+1/8), D+1/8])} \leq \frac{\varepsilon}{4}. \quad (26)$$

Notice that we require $\Psi_{\beta'_j}$ to take inputs in $[-(D + 1/8), D + 1/8]$ whereas Ψ_{β_j} need only take inputs in Θ . The reasoning for this requirement will be clear momentarily. Now for our inductive hypothesis assume Ψ_{z_j} exists for all $j = 1, \dots, \ell$ and satisfies

$$\|z_j(\theta) - \Psi_{z_j}(\theta)\| \leq \min\{\delta_j, \varepsilon/4\}. \quad (27)$$

Now we leverage Lemma 6 to construct the type 2 special ReLU network $\tilde{\Psi}_{z_{\ell+1}}$, displayed in Figure 7, that realizes the recursive summation and composition

$$\Psi_{z_1} = z_1 = 0, \quad \Psi_{z_{j+1}}(\theta) = \Psi_{z_j}(\theta) + \Psi_{\beta_j}(\theta) + \Psi_{\beta'_j}(\Psi_{z_j}(\theta)), \quad j = 1, \dots, \ell.$$

Notice that the inductive hypothesis (27) guarantees that each Ψ_{z_j} maps into $[-(D+1/8), D+1/8]$ for any $\varepsilon \in (0, 1/2)$, which in turn makes the compositions $\Psi'_{\beta_j}(\Psi_{z_j}(\theta))$ well defined for all $\theta \in \Theta$ and all $j = 1, \dots, \ell$. Analogous to the handling of $\tilde{\Psi}_{z_2}$, the width of $\tilde{\Psi}_{z_{\ell+1}}$ will be 2 more than the maximum width of Ψ_{β_j} and $\Psi_{\beta'_j}$ for any $j = 1, \dots, \ell$, where the additional neurons are due to width 1 source and collation channels. There then exists a standard ReLU

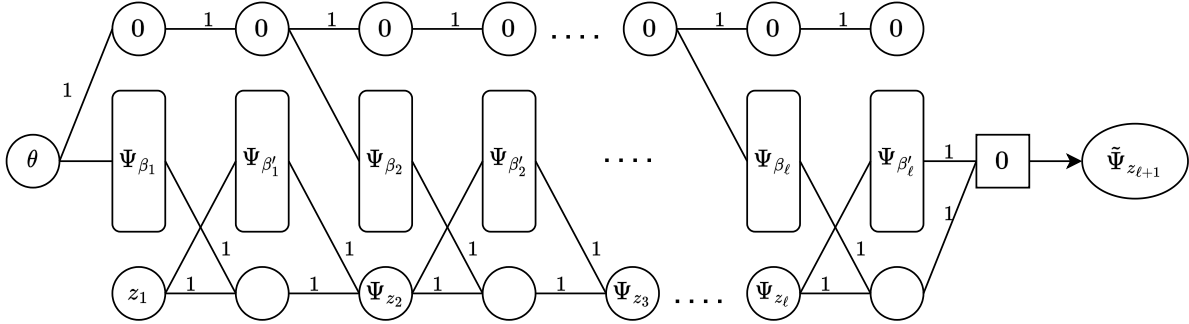


Figure 7: Network diagram for $\tilde{\Psi}_{z_{\ell+1}}$

network, $\Psi_{z_{\ell+1}}$, such that $\Psi_{z_{\ell+1}}(\theta) = \tilde{\Psi}_{z_{\ell+1}}(\theta)$ for all $\theta \in \Theta$, and just like before, since only the Ψ_{β_j} accept inputs from the source channel, and since their inputs are non-negative, the conversion between special and standard network requires no source channel modification, and the width of $\Psi_{z_{\ell+1}}$ is equal to the width of $\tilde{\Psi}_{z_{\ell+1}}$. Using (25), (26), and (27) we calculate

$$\begin{aligned} \|z_{\ell+1}(\theta) - \Psi_{z_{\ell+1}}(\theta)\| &= \|z_\ell + \beta_\ell(\theta) + \beta'_\ell(z_\ell(\theta)) - \Psi_{z_\ell} - \Psi_{\beta_\ell}(\theta) - \Psi_{\beta'_\ell}(\Psi_{z_\ell}(\theta))\| \\ &\leq \|z_\ell(\theta) - \Psi_{z_\ell}(\theta)\| + \|\beta_\ell(\theta) - \Psi_{\beta_\ell}(\theta)\| + \|\beta'_\ell(z_\ell(\theta)) - \Psi_{\beta'_\ell}(\Psi_{z_\ell}(\theta))\| \\ &\leq \frac{\varepsilon}{4} + \frac{\varepsilon}{4} + \|\beta'_\ell(z_\ell(\theta)) - \beta'_\ell(\Psi_{z_\ell}(\theta)) + \beta'_\ell(\Psi_{z_\ell}(\theta)) - \Psi_{\beta'_\ell}(\Psi_{z_\ell}(\theta))\| \\ &\leq \frac{\varepsilon}{2} + \|\beta'_\ell(z_\ell(\theta)) - \beta'_\ell(\Psi_{z_\ell}(\theta))\| + \|\beta'_\ell(\Psi_{z_\ell}(\theta)) - \Psi_{\beta'_\ell}(\Psi_{z_\ell}(\theta))\| \\ &\leq \frac{\varepsilon}{2} + \frac{\varepsilon}{4} + \frac{\varepsilon}{4} \\ &= \varepsilon. \end{aligned}$$

To this point, given $L_{FF} \in \mathbb{N}$, we have shown how to constructively generate a network $\Psi_{z_{L_{FF}}}$ that satisfies the error tolerance (20). Finally, given the constructive nature of the proof, the complexity of $\Psi_{z_{L_{FF}}}$ can be bounded as follows:

$$\begin{aligned}
L(\Psi_{z_{L_{FF}}}) &= \sum_{\ell=1}^{L_{FF}-1} (L(\Psi_{\beta_\ell}) + L(\Psi_{\beta'_\ell})) \\
&= \sum_{\ell=1}^{L_{FF}-1} \left(C_\ell (\log_2^2(\varepsilon^{-1}) + \log_2(\lceil \omega_\ell + \pi/2 \rceil)) \right. \\
&\quad \left. + C'_\ell (\log_2^2(\varepsilon^{-1}) + \max\{\log_2(\lceil \omega'_\ell + \pi/2 \rceil), \log_2(\lceil \omega'_\ell(D + 1/8) + \pi/2 \rceil)\}) \right) \\
&\leq \bar{C} (L_{FF} - 1) (\log_2^2(\varepsilon^{-1}) + \log_2(\lceil \bar{\omega} + \pi/2 \rceil)), \tag{28}
\end{aligned}$$

where $C_\ell, C'_\ell > 0$ and $\omega_\ell, \omega'_\ell \in \mathbb{R}_{\geq 0}$ are guaranteed to exist by Lemma 8, and where $\bar{C} = \max_\ell \{C_\ell + C'_\ell\}$ and $\bar{\omega} = \max_\ell \{\omega_\ell, \omega'_\ell, \omega'_\ell(D + 1/8)\}$. Additionally, the width of Ψ_{z_L} satisfies

$$W(\Psi_{z_L}) \leq \max\{W(\Psi_{\beta_\ell}), W(\Psi_{\beta'_\ell}) : \ell = 1, \dots, L_{FF} - 1\} + 2 \leq 9W_{FF} + 2. \quad \square$$

Remark 5.2. The constant D appearing in the proof of Lemma 9 is a uniform upper bound on the the functions z_j for $j = 1, \dots, L_{FF} - 1$. In the context of approximating a target function $f \in S$ by a Fourier features residual network we have $z_1 = 0$, and then for $j = 2, \dots, L_{FF}$, $z_j \approx f - \beta_0$ where β_0 is a W_{FF} term Fourier approximation of f . Hence conservatively we can assume $D \leq \|f\|_{L^\infty(\Theta)}$. In practice, we anticipate that D is often small, and in some cases even much less than 1. For example, any $f \in S$ that is continuous can be uniformly approximated to any small tolerance by the W_{FF} term Fourier sum β_0 as $W_{FF} \rightarrow \infty$ [8]. Hence for sufficiently large W_{FF} we expect that the quantity $f - \beta_0$ learned by z_j to satisfy $\|f - \beta_0\|_{L^\infty} \ll \|f\|_{L^\infty}$ for any $j = 2, \dots, L_{FF}$.

We additionally remark that the $d + 1$ increase in the lower-bound on W is required due to our use of special networks which introduce a width d source channel and width 1 collation channel to the overall network.

Now, leveraging Lemmas 8 and 9 we show that an arbitrary Fourier features network can be approximated by a ReLU network of bounded complexity.

Lemma 10 (Approximation of Fourier features residual network by ReLU Network). *Let Φ be a Fourier features residual network with width $W_{FF} \in \mathbb{N}$ and depth $L_{FF} \geq 2$, and let $f_\Phi : \theta \in \Theta \mapsto \mathbb{R}$ be the function it realizes. Then for any $\varepsilon \in (0, 1/2)$ there exists a ReLU network $\Psi_{f_\Phi} \in \mathcal{N}_{W,L}^{0,1,1}$ with $L \geq 2$ and $W \geq 2d + 2$ such that*

$$\|f_\Phi - \Psi_{f_\Phi}\|_{L^\infty(\Theta)} \leq \varepsilon. \tag{29}$$

Moreover, there exists constants $C > 0, \omega \in \mathbb{R}_{\geq 0}$ such that the width and depth of Ψ_{f_Φ} satisfy

$$L(\Psi_{f_\Phi}) \leq CL_{FF} (\log_2^2(\varepsilon^{-1}) + \log_2(\lceil \omega + \pi/2 \rceil)); \tag{30}$$

$$W(\Psi_{f_\Phi}) \leq 9W_{FF} + 2. \tag{31}$$

Proof. Let $\epsilon \in (0, 1/2)$. By Lemma 8 and Lemma 9 respectively there exists ReLU networks Ψ_{β_0} and $\Psi_{z_{L_{FF}}}$ that satisfy

$$\|\beta_0(\theta) - \Psi_{\beta_0}(\theta)\|_{L^\infty(\Theta)} \leq \frac{\epsilon}{2}; \quad (32)$$

$$\|z_{L_{FF}}(\theta) - \Psi_{z_{L_{FF}}}(\theta)\|_{L^\infty(\Theta)} \leq \frac{\epsilon}{2}, \quad (33)$$

with bounds on width and depth given respectively in Lemmas 8 and 9. Furthermore, we may assume that $\Psi_{z_{L_{FF}}}$ is constructed as a standard ReLU network equivalent to a type 2 special network $\tilde{\Psi}_{z_{L_{FF}}}$ as appears in Lemma 9. We now construct the type 2 special network $\tilde{\Psi}_{f_\Phi}$ pictured in Figure 8 by appending the network Ψ_{β_0} to the special network $\tilde{\Psi}_{z_{L_{FF}}}$. In

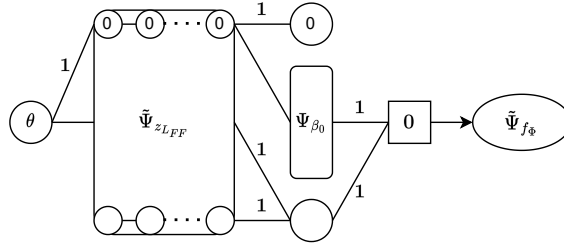


Figure 8: Type 2 special network $\tilde{\Psi}_{f_\Phi}$

doing this we add a width 1 source and collation channel to Ψ_{β_0} , and if necessary we equalize the width between $\tilde{\Psi}_{z_{L_{FF}}}$ and Ψ_{β_0} by adding dead neurons to the hidden layers of the smaller network. By construction $\tilde{\Psi}_{f_\Phi}$ realizes the sum $\Psi_{z_{L_{FF}}}(\theta) + \Psi_{\beta_0}(\theta)$.

We now define Ψ_{f_Φ} as the standard ReLU network equivalent to $\tilde{\Psi}_{f_\Phi}$, and using (32) and (33) we calculate

$$\begin{aligned} \|f_\Phi(\theta) - \Psi_{f_\Phi}(\theta)\|_{L^\infty(\Theta)} &\leq \|\beta_0(\theta) - \Psi_{\beta_0}(\theta)\|_{L^\infty(\Theta)} + \|z_L(\theta) - \Psi_{z_L}(\theta)\|_{L^\infty(\Theta)} \\ &\leq \frac{\epsilon}{2} + \frac{\epsilon}{2} \\ &= \epsilon. \end{aligned}$$

Finally, the constructive nature of the proof allows us to bound the complexity of Ψ_{f_Φ} as

$$\begin{aligned} L(\Psi_{f_\Phi}) &= L(\Psi_{\beta_0}) + L(\Psi_{z_{L_{FF}}}) \\ &\leq CL_{FF}(\log_2^2(\epsilon^{-1}) + \log_2(\lceil \omega + \pi/2 \rceil)); \\ W(\Psi_{f_\Phi}) &\leq \max\{W(\Psi_{\beta_0}), W(\Psi_{z_{L_{FF}}}) - 2\} + 2 \\ &\leq 9W_{FF} + 2, \end{aligned}$$

where $C = \max\{C_0, \bar{C}\}$ and $\omega = \max\{\omega_0, \bar{\omega}\}$. Here $C_0 > 0$ and $\omega_0 \in \mathbb{R}_{\geq 0}$ are the constants present in the complexity bounds for Ψ_{β_0} guaranteed by Lemma 8, and $\bar{C} > 0$ and $\bar{\omega} \in \mathbb{R}_{\geq 0}$ are the constants present in the complexity bounds for $\Psi_{z_{L_{FF}}}$ guaranteed by Lemma 9. \square

Remark 5.3. In Lemma 10, we show that an arbitrary Fourier features residual network of width W_{FF} and depth L_{FF} can be well approximated by a ReLU network where ReLU width and depth are respectively linearly dependent on Fourier features width and depth; i.e., $W = \mathcal{O}(W_{FF})$ and $L = \mathcal{O}(L_{FF})$. Modifying the proof of Lemma 8 according to Remark 5.1, we can alternatively approximate a Fourier features residual network by a ReLU network with $L = \mathcal{O}(W_{FF}L_{FF})$ and W independent of the Fourier features network architecture. Recall that the Fourier features approximation error estimate in Theorem 3 requires $W_{FF} = \mathcal{O}(L_{FF}^2)$. The above discussion tells us that this network aspect ratio requirement is not necessary for either of our derived theoretical results on ReLU networks.

We are now ready to prove the main complexity theorem.

Proof of Theorem 1. Recall in this section that $d = 1$, and hence $\Theta = [0, 1]$. Let $\varepsilon \in (0, 1/2)$. From Theorem 3 there exists a constant $C_1 > 0$ and a Fourier features residual network Φ realizing the function f_Φ with the product of width and depth satisfying

$$W_{FF}L_{FF} = C_1 \frac{\|f\|_{L^\infty(\Theta)}^2}{\varepsilon^2} \left(1 + \ln \left(\frac{\|\hat{f}\|_{L^1(\mathbb{R})}}{\|f\|_{L^\infty(\Theta)}} \right) \right)^2, \quad (34)$$

and satisfying the error tolerance

$$\|f_\Phi - f\|_{L^2(\Theta)} \leq \frac{\varepsilon}{2}.$$

Then from Lemma 10 there exists constants $C_2 > 0, \omega \in \mathbb{R}_{\geq 0}$ and ReLU network $f_\Psi \in \mathcal{N}_{W,L}^{0,1,1}$ with complexity bounds

$$L \leq C_2 L_{FF} (\log_2^2(\varepsilon^{-1}) + \log_2(\lceil \omega + \pi/2 \rceil)); \quad (35)$$

$$W \leq 9W_{FF} + 2, \quad (36)$$

and satisfying $\|f_\Psi - f_\Phi\|_{L^\infty(\Theta)} \leq \varepsilon/2$. Now employing the triangle inequality as well as the compactness of the set Θ we find

$$\begin{aligned} \|f - f_\Psi\|_{L^2(\Theta)} &\leq \|f - f_\Phi\|_{L^2(\Theta)} + \|f_\Phi - f_\Psi\|_{L^2(\Theta)} \\ &\leq \|f - f_\Phi\|_{L^2(\Theta)} + \|f_\Phi - f_\Psi\|_{L^\infty(\Theta)} \\ &\leq \frac{\varepsilon}{2} + \frac{\varepsilon}{2} \\ &= \varepsilon. \end{aligned}$$

The expression for L can be further bounded above as

$$L \leq C_3 L_{FF} \log_2^2(\varepsilon^{-1}), \quad (37)$$

where $C_3 = C_2 \cdot (1 + \log_2(\lceil \omega + \pi/2 \rceil)) > 0$. Then multiplying (37) and (36) we find

$$WL \leq C_4 W_{FF} L_{FF} \log_2^2(\varepsilon^{-1}), \quad (38)$$

where $C_4 = 11C_3 > 0$. Further, using the expression for $W_{FF}L_{FF}$ in (34) we can write

$$WL \leq C \frac{\|f\|_{L^\infty(\Theta)}^2}{\varepsilon^2} \left(1 + \ln \left(\frac{\|\hat{f}\|_{L^1(\mathbb{R})}}{\|f\|_{L^\infty(\Theta)}} \right) \right)^2 \log_2^2(\varepsilon^{-1}),$$

where $C = C_4 C_1 > 0$. □

5.2 Extending the proof of Theorem 1 for a multivariable target function

The proof presented for $d = 1$ can be generalized in the case of a multi-dimensional parameter space. In this section we follow the structure of the one dimensional proof and highlight the necessary modifications.

Suppose $\boldsymbol{\theta} \in \Theta = [0, 1]^d$ with $d \geq 2$. We begin by showing how Lemma 8 can be modified to accommodate this higher dimensional input $\boldsymbol{\theta}$. Recall the form of the function β_ℓ in (11)

$$\beta_\ell(\boldsymbol{\theta}) = \sum_{k=1}^{W_{FF}} |b_{\ell k}| \cos \left(\boldsymbol{\omega}_{\ell k} \cdot \boldsymbol{\theta} - \tan^{-1} \left(\frac{-\text{Im}(b_{\ell k})}{\text{Re}(b_{\ell k})} \right) \right).$$

Using the identity $\sigma(\boldsymbol{\theta}) - \sigma(-\boldsymbol{\theta}) = \boldsymbol{\theta}$, the argument $\boldsymbol{\omega}_{\ell k} \cdot \boldsymbol{\theta} - \tan^{-1} \left(\frac{-\text{Im}(b_{\ell k})}{\text{Re}(b_{\ell k})} \right)$ for $\boldsymbol{\theta} \in [0, 1]^d$ and $\boldsymbol{\omega}_{\ell k} \in \mathbb{R}^d$ can be represented exactly by a ReLU network $\Psi_{\boldsymbol{\theta} \cdot \boldsymbol{\omega}_{\ell k}}$ with a single hidden layer containing 2 neurons. An example of such a network for $d = 3$ is pictured in Figure 9.

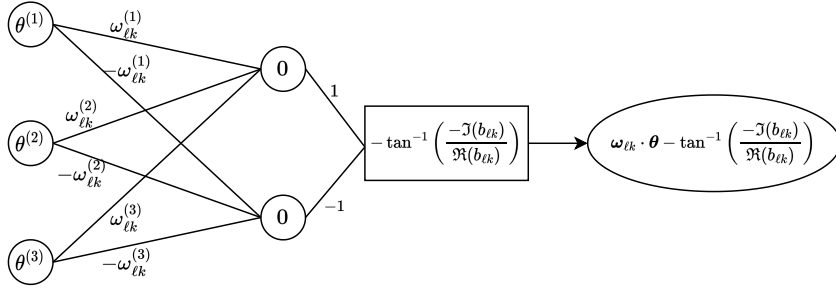


Figure 9: ReLU network realizing $\boldsymbol{\omega}_{\ell k} \cdot \boldsymbol{\theta} - \tan^{-1} \left(\frac{-\text{Im}(b_{\ell k})}{\text{Re}(b_{\ell k})} \right)$ for $\boldsymbol{\theta} \in [0, 1]^3$, $\boldsymbol{\omega}_{\ell k} \in \mathbb{R}_{\geq 0}^3$

Next, let

$$\Omega_\ell = \max_k \{ |\boldsymbol{\omega}_{\ell k} \cdot \boldsymbol{\theta}| + \pi/2 \} \geq \max_k \left\{ \left| \boldsymbol{\omega}_{\ell k} \cdot \boldsymbol{\theta} - \tan^{-1} \left(\frac{-\text{Im}(b_{\ell k})}{\text{Re}(b_{\ell k})} \right) \right| \right\}.$$

Then from Lemma 7, for any $\varepsilon \in (0, 1/2)$ there exists a ReLU network $\Psi^{\cos} : \theta \in [-\Omega_\ell, \Omega_\ell] \mapsto \mathbb{R}$ such that $\|\Psi^{\cos}(\theta) - \cos(\theta)\|_{L^\infty([-\Omega_\ell, \Omega_\ell])} \leq \varepsilon$. Moreover, there exists a constant $A_\ell > 0$ such that the width and depth of Ψ^{\cos} satisfy

$$L(\Psi^{\cos}) \leq A_\ell (\log_2^2(\varepsilon^{-1}) + \log_2(\lceil \Omega_\ell \rceil)); \quad (39)$$

$$W(\Psi^{\cos}) \leq 9. \quad (40)$$

Next, consider the composition network $\Psi_{\boldsymbol{\omega}_{\ell k}}^{\cos} := \Psi^{\cos} \circ \Psi_{\boldsymbol{\theta} \cdot \boldsymbol{\omega}_{\ell k}} : \boldsymbol{\theta} \in \Theta \mapsto \mathbb{R}$. Note that although Ψ^{\cos} and $\Psi_{\boldsymbol{\theta} \cdot \boldsymbol{\omega}_{\ell k}}$ may have different widths, they can be composed as explained in Remark 4.1. Then for any $\ell \in \mathbb{N} \cup \{0\}$ and $k \in \mathbb{N}$ the ReLU network $\Psi := \Psi^{\cos} \circ \Psi_{\boldsymbol{\theta} \cdot \boldsymbol{\omega}_{\ell k}}$ approximates the function $\cos \left(\boldsymbol{\omega}_{\ell k} \cdot \boldsymbol{\theta} - \tan^{-1} \left(\frac{-\text{Im}(b_{\ell k})}{\text{Re}(b_{\ell k})} \right) \right)$ to tolerance ε with width and depth satisfying (40) and (39) and with A_ℓ replaced by $C_\ell = (1 + A_\ell) > 1$.

Having shown this, the construction of a neural network approximating β_ℓ to tolerance ε with bounded complexity proceeds as in Lemma 8. We use the network linear combination strategy outlined in Lemma 2 and find that the overall network complexity of Ψ_{β_ℓ} satisfies

$$\begin{aligned} L(\Psi_{\beta_\ell}) &\leq C_\ell(\log_2^2(\varepsilon^{-1}) + \log_2(\lceil \Omega_\ell \rceil)); \\ W(\Psi_{\beta_\ell}) &\leq 9W_{FF}. \end{aligned}$$

Now consider an extension of Lemma 9 in the case $d \geq 2$. We construct a standard ReLU network $\Psi_{z_{L_{FF}}} \approx z_{L_{FF}}$ equivalent to a type 2 special ReLU network $\tilde{\Psi}_{z_{L_{FF}}}$ that realizes the recursive linear combination and composition of networks $\Psi_{\beta_\ell} : \boldsymbol{\theta} \in \Theta \mapsto \mathbb{R}$ and $\Psi_{\beta'_\ell} : \Psi_{z_\ell}(\boldsymbol{\theta}) \in \mathbb{R} \mapsto \mathbb{R}$ for $\ell = 1, \dots, L_{FF} - 1$. The construction of the network $\Psi_{z_{L_{FF}}}$ itself is analogous to the one dimensional case, but the source channel now has width d to accommodate the d -dimensional input $\boldsymbol{\theta}$. Hence the overall complexity can be bounded as

$$\begin{aligned} L(\Psi_{z_{L_{FF}}}) &\leq \bar{C}(L_{FF} - 1)(\log_2^2(\varepsilon^{-1}) + \log_2(\lceil \bar{\Omega} \rceil)); \\ W(\Psi_{z_{L_{FF}}}) &\leq 9W_{FF} + d + 1, \end{aligned}$$

for constants $\bar{C} > 1, \bar{\Omega} \geq \pi/2$.

Continuing, the proof of Lemma 10 for $d = 1$ extends naturally in the case $d \geq 2$. In particular, we find that a Fourier features network Φ realizing the function f_Φ and approximating $f \in S$ can in turn be approximated to a tolerance ε by a ReLU network Ψ_{f_Φ} with complexity satisfying

$$\begin{aligned} L(\Psi_{f_\Phi}) &\leq CL_{FF}(\log_2^2(\varepsilon^{-1}) + \log_2(\lceil \Omega \rceil)); \\ W(\Psi_{f_\Phi}) &\leq 9W_{FF} + d + 1, \end{aligned}$$

for constants $\Omega \geq \pi/2, C > 1$. From here the proof of Theorem 1 in the case $d \geq 2$ is analogous to that for $d = 1$.

6 Conclusion

In this work, we derived error and complexity estimates for ReLU networks applicable to target functions with absolutely integrable Fourier transforms. In particular, we showed that the network approximation error can be bounded above by a quantity proportional to the uniform norm of the target function, inversely proportional to the product of network width and depth, and with constant of proportionality that scales weakly with the regularity of the target function. Our proof involved the constructive approximation of a Fourier features residual network by a ReLU network of quantifiable complexity. This task was facilitated by our extension of the neural network constructive approximation tool known as special ReLU networks, first developed in [4], to handle neural networks with multidimensional input spaces and also to facilitate recursive network linear combination and composition.

Similar to other neural network approximation error and complexity estimates, Theorem 1 and Theorem 2 are only provable in the limit of infinite training data, and so their justified use in real world approximation tasks will require a preponderance of empirical evidence

evaluating their efficacy under different data sparsity conditions. In this vein, these estimates have already been successfully used to develop a ReLU network based multifidelity modeling paradigm [5], and we direct readers to that work for numerical illustration of the proved estimates. Further numerical verification will be the subject of future work. In particular, we hypothesize that our derived estimates could be useful in general scientific machine learning tasks where target function regularity is unknown and training data is relatively sparse. Under these conditions, we posit that the computation of the uniform norm, which appears in both our approximation error and complexity estimates, will be more accurately and reliably computable compared to quantities such as the modulus of continuity, Barron norm, or Sobolev norm which appear in other estimates in the literature.

Acknowledgements The authors would like to acknowledge the work of Anders Szepessy and co-authors in [12] and thank him for introducing us to the existing approximation error estimate for Fourier features residual networks.

This article has been authored by an employee of National Technology & Engineering Solutions of Sandia, LLC under Contract No. DE-NA0003525 with the U.S. Department of Energy (DOE). The employee owns all right, title and interest in and to the article and is solely responsible for its contents. The United States Government retains and the publisher, by accepting the article for publication, acknowledges that the United States Government retains a non-exclusive, paid-up, irrevocable, world-wide license to publish or reproduce the published form of this article or allow others to do so, for United States Government purposes. The DOE will provide public access to these results of federally sponsored research in accordance with the DOE Public Access Plan <https://www.energy.gov/downloads/doe-public-access-plan>.

References

- [1] Raman Arora et al. “Understanding deep neural networks with rectified linear units”. In: *arXiv preprint arXiv:1611.01491* (2016).
- [2] Andrew R Barron. “Universal approximation bounds for superpositions of a sigmoidal function”. In: *IEEE Transactions on Information theory* 39.3 (1993), pp. 930–945.
- [3] George Cybenko. “Approximation by superpositions of a sigmoidal function”. In: *Mathematics of Control, Signals and Systems* 2.4 (1989), pp. 303–314.
- [4] Ingrid Daubechies et al. “Nonlinear approximation and (deep) ReLU networks”. In: *Constructive Approximation* 55.1 (2022), pp. 127–172.
- [5] Owen Davis, Mohammad Motamed, and Raúl Tempone. “Residual Multi-Fidelity Neural Network Computing”. In: *arXiv preprint arXiv:2310.03572* (2023).
- [6] Dennis Elbrächter et al. “Deep neural network approximation theory”. In: *IEEE Transactions on Information Theory* 67.5 (2021), pp. 2581–2623.
- [7] Gerald B Folland. *Real analysis: modern techniques and their applications*. Vol. 40. John Wiley & Sons, 1999.
- [8] Loukas Grafakos et al. *Classical Fourier analysis*. Vol. 2. Springer, 2008.

- [9] Boris Hanin. “Universal Function Approximation by Deep Neural Nets with Bounded Width and ReLU Activations”. In: *Mathematics* 7.10 (2019), p. 992. DOI: 10.3390/math7100992. URL: <https://doi.org/10.3390/math7100992>.
- [10] Kaiming He et al. “Deep residual learning for image recognition”. In: *Proceedings of the IEEE conference on computer vision and pattern recognition*. 2016, pp. 770–778.
- [11] Kurt Hornik, Maxwell Stinchcombe, and Halbert White. “Multilayer feedforward networks are universal approximators”. In: *Neural Networks* 2.5 (1989), pp. 359–366.
- [12] Aku Kammonen et al. “Smaller generalization error derived for a deep residual neural network compared with shallow networks”. In: *IMA Journal of Numerical Analysis* 43.5 (2023), pp. 2585–2632.
- [13] Yann LeCun, Yoshua Bengio, and Geoffrey Hinton. “Deep Learning”. In: *nature* 521.7553 (2015), pp. 436–444.
- [14] Moshe Leshno et al. “Multilayer feedforward networks with a nonpolynomial activation function can approximate any function”. In: *Neural Networks* 6.6 (1993), pp. 861–867.
- [15] Mohammad Motamed. “Approximation Power of Deep Neural Networks: an explanatory mathematical survey”. In: *arXiv:2207.09511* (2022). arXiv: 2207.09511 [cs.LG].
- [16] P. Petersen and F. Voigtlaender. “Optimal approximation of piecewise smooth functions using deep ReLU neural networks”. In: *Neural Networks* 108 (2018), pp. 296–330.
- [17] Allan Pinkus. “Approximation theory of the MLP model in neural networks”. In: *Acta Numerica* 8 (1999), pp. 143–195.
- [18] Zuowei Shen, Haizhao Yang, and Shijun Zhang. “Optimal approximation rate of ReLU networks in terms of width and depth”. In: *Journal de Mathématiques Pures et Appliquées* 157 (2022), pp. 101–135.
- [19] Jonathan W Siegel. “Optimal Approximation Rates for Deep ReLU Neural Networks on Sobolev Spaces”. In: *arXiv preprint arXiv:2211.14400* (2022).
- [20] Jonathan W Siegel and Jinchao Xu. “Approximation rates for neural networks with general activation functions”. In: *Neural Networks* 128 (2020), pp. 313–321.
- [21] Jonathan W Siegel and Jinchao Xu. “High-order approximation rates for shallow neural networks with cosine and ReLUk activation functions”. In: *Applied and Computational Harmonic Analysis* 58 (2022), pp. 1–26.
- [22] Elias M Stein and Rami Shakarchi. *Real analysis: measure theory, integration, and Hilbert spaces*. Princeton University Press, 2009.
- [23] Dmitry Yarotsky. “Error bounds for approximations with deep ReLU networks”. In: *Neural Networks* 94 (2017), pp. 103–114.
- [24] Dmitry Yarotsky. “Optimal approximation of continuous functions by very deep ReLU networks”. In: *Conference on Learning Theory*. PMLR. 2018, pp. 639–649.

A Conversions between special and standard ReLU networks

Consider converting a special ReLU network $\tilde{f}_\Psi \in \mathcal{N}_{W,L}^{D_1,D_2,d}$ to a standard ReLU network. Such an operation relies on the following observations.

- If $\boldsymbol{\theta} \in [D_1, D_2]^d$ contains only non-negative components, then $\boldsymbol{\theta} = \sigma(\boldsymbol{\theta})$, and the assumption that the source channel is ReLU free is not restrictive. However, if there are one or more negative components present in any $\boldsymbol{\theta}$, then converting from a special network to a standard network requires increasing the width of the source channel from d to $2d$ and making use of the identity $\sigma(\boldsymbol{\theta}) - \sigma(-\boldsymbol{\theta}) = \boldsymbol{\theta}$. An example of such a modification for a one dimensional input θ is pictured in Figure 10. The circular neurons

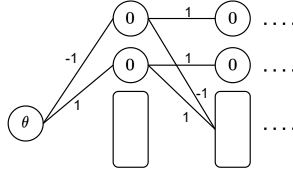


Figure 10: Source channel modification

represent the source channel while the rectangles represent the main computational channels of the network. We increase the width of the source channel from 1 to 2 and make use of the identity $\sigma(\theta) - \sigma(-\theta) = \theta$ to provide for identity mapping of the input θ .

- The first bottom neuron takes 0, and since $\sigma(0) = 0$ the ReLU free assumption is not restrictive. Any bottom neuron in the remaining $L - 1$ hidden layers ($\ell = 1, \dots, L - 1$) takes an input function $g_\ell(\boldsymbol{\theta})$ that depends continuously on $\boldsymbol{\theta}$. Hence there exists a constant C_ℓ such that $g_\ell(\boldsymbol{\theta}) + C_\ell \geq 0$ for every $\boldsymbol{\theta} \in [D_1, D_2]^d$, e.g. we may set $C_\ell := -\min_{\boldsymbol{\theta}} g_\ell(\boldsymbol{\theta})$. This implies that $g_\ell(\boldsymbol{\theta}) = \sigma(g_\ell(\boldsymbol{\theta}) + C_\ell) - C_\ell$. Using this procedure to modify the bias in each of the collation neurons and subtracting $\sum_\ell C_\ell$ from the bias in the output neuron yields a re-parameterization of a type 1 special network into a standard ReLU network. Such a re-parameterization scheme was first introduced in [4]. For type 2 networks, the same modification of the biases in the collation and output neuron(s) is required in addition to a slightly more complicated procedure that relies on Lemma 11 below.

Lemma 11 (Shifted input re-parameterization). *Let $D_1, D_2 \in \mathbb{R}$ with $D_1 < D_2$ and $W, L \in \mathbb{N}$. Let Ψ_1 be a neural network realizing the function $f_{\Psi_1} \in \mathcal{N}_{W,L}^{D_1,D_2,1}$. Then for any $C \in \mathbb{R}$, there exists a ReLU network Ψ_2 realizing the function $f_{\Psi_2} \in \mathcal{N}_{W,L}^{D_1+C,D_2+C,1}$ such that for any $\theta \in [D_1, D_2]$, $f_{\Psi_1}(\theta) = f_{\Psi_2}(\theta + C)$.*

Proof. The proof is constructive. The parameters $\Psi_2 = \{M_{\Psi_2}^{(\ell)}, \mathbf{b}_{\Psi_2}^{(\ell)}\}_{\ell=0}^L$ of the network f_{Ψ_2} can be determined as a function of the parameters $\Psi_1 = \{M_{\Psi_1}^{(\ell)}, \mathbf{b}_{\Psi_1}^{(\ell)}\}_{\ell=0}^L$ of f_{Ψ_1} and

the constant C . Indeed, the weight matrices and bias vectors associated with f_{Ψ_1} and f_{Ψ_2} can be taken identical aside from the small modification

$$\mathbf{b}_{\Psi_2}^{(0)} = \mathbf{b}_{\Psi_1}^{(0)} - CM_{\Psi_1}^{(0)}.$$

In doing this modification, the output of the first hidden layer of the network f_{Ψ_2} is

$$\sigma(M_{\Psi_1}^{(0)}(\theta + C) + \mathbf{b}_{\Psi_1}^{(0)} - M_{\Psi_1}^{(0)}C) = \sigma(M_{\Psi_1}^{(0)}\theta + \mathbf{b}_{\Psi_1}^{(0)}),$$

which is identical to the output of the first hidden layer of f_{Ψ_1} . Then since the rest of the network parameters of both and f_{Ψ_1} and f_{Ψ_2} are identical the result follows. \square

Each time a collation neuron passes its collected computations back into the main computational channels of the network, the biases of the neurons in the main computational channel that are directly connected to the collation neuron need to be modified as a function of the special network weights and the constant C_ℓ in accordance with Lemma 11.

Now, given these observations, the relation between the parameters $\tilde{\Psi} = \{(\tilde{M}^{(\ell)}, \tilde{\mathbf{b}}^{(\ell)})\}_{\ell=0}^L$ of the special network and the parameters $\Psi = \{(M^{(\ell)}, \mathbf{b}^{(\ell)})\}_{\ell=0}^L$ of the corresponding standard network depend on whether or not the special network is type 1 or type 2. If the special network is type 1, then the relation between the network parameters is given by,

$$\begin{aligned} M^{(\ell)} &= \tilde{M}^{(\ell)}, & \ell &= 0, \dots, L, \\ b_j^{(0)} &= \tilde{b}_j^{(0)}, & j &= 1, \dots, W-1, \\ b_j^{(\ell)} &= \begin{cases} \tilde{b}_j^{(\ell)}, & j = 1, \dots, W-1 \\ \tilde{b}_j^{(\ell)} + C_\ell, & j = W \end{cases} & \ell &= 1, \dots, L-1, \\ b^L &= \tilde{b}^L - \sum_{\ell=1}^{L-1} C_\ell, \end{aligned}$$

and if the network is type 2, then the finding the relation between parameters depends on Lemma 11 and is given by,

$$\begin{aligned} M^{(\ell)} &= \tilde{M}^{(\ell)}, & \ell &= 0, \dots, L, \\ b_j^{(0)} &= \tilde{b}_j^{(0)}, & j &= 1, \dots, W-1, \\ b_j^{(\ell)} &= \begin{cases} \tilde{b}_j^{(\ell)} & j = 1, \dots, d \\ \tilde{b}_j^{(\ell)} - C_\ell \tilde{M}_{jW}^{(\ell)}, & j = d+1, \dots, W-1, \\ \tilde{b}_j^{(\ell)} + C_\ell, & j = W \end{cases} & \ell &= 1, \dots, L-1 \\ b^L &= \tilde{b}^L - \sum_{\ell=1}^{L-1} C_\ell. \end{aligned}$$

Additionally, in the case when there exists $\boldsymbol{\theta} \in [D_1, D_2]^d$ that contains negative valued components, then converting from a special to standard network requires expanding the

width of the source channel from d to $2d$ neurons. The additional d neurons are referred to by negative indices $-(d-1), \dots, 0$, and the network parameters (weights and biases) associated with these added neurons are described below.

$$\begin{aligned}
M_{jk}^{(0)} &= -1, & j &= -(d-1), \dots, 0, & k &= 1, \dots, d \\
M_{jk}^{(\ell)} &= \begin{cases} -1, & j = d, \dots, W-1, & k = -(d-1), \dots, 0 \\ 1, & j = -(d-1), \dots, 0, & k = -(d-1), \dots, 0 \\ 0, & j = -(d-1), \dots, 0, & k = 1, \dots, d \\ 0, & j = 1, \dots, d, & k = -(d-1), \dots, 0 \end{cases} & \ell &= 1, \dots, L-1 \\
b_j^{(\ell)} &= 0, & j &= -(d-1), \dots, 0, & \ell &= 0, \dots, L-1
\end{aligned}$$

We note here that regardless of the type of special network, the source channel modification is the same.

B Auxiliary Proofs

Proof of Lemma 2. Let \mathbf{g}_j denote the output of the final hidden layer of network f_{Ψ_j} , let $b_j^{(L)}$ be the output bias associated with network f_{Ψ_j} , and let $M_j^{(L)}$ be the output weights associated with network f_{Ψ_j} for any $j = 1, \dots, J$. Then the output of network f_{Ψ_j} is given by $\mathbf{g}_j M_j^{(L)} + b_j^{(L)}$. The network realizing the desired linear combination can be built as pictured in Figure 11. Each output weight matrix $M_j^{(L)}$ is multiplied by the corresponding constant

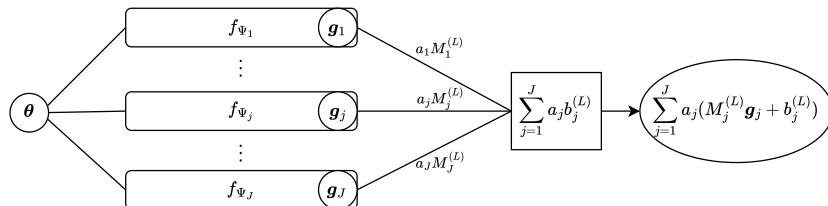


Figure 11: Network forming linear combination $\sum_{j=1}^J a_j f_{\Psi_j}$

a_j , and all constituent networks f_{Ψ_j} are made to share a single output neuron with bias $\sum_{j=1}^J a_j b_j^{(L)}$. Then a direct calculation shows that the full network computes $\sum_{j=1}^J a_j (M_j^{(L)} \mathbf{g}_j + b_j^{(L)}) = \sum_{j=1}^J a_j f_{\Psi_j}$, and by construction the resulting network has width $W = \sum_j W_j$ and depth L .

Proof of Lemma 5. This proof proceeds constructively. The type 1 special network pictured in Figure 12 computes the desired linear combination of compositions of h . The rectangular blocks h are a condensed representation of the neural networks $h \in \mathcal{N}_{W,L}^{D_1, D_2, d}$. Notice that the output of each network h feeds into the next network h indicating composition. By Lemma 1 this type of composition can be done with no added width and additive depth, meaning the full network has depth mL . The bottom neurons form a collation channel that collects and sums the contributions of the network after each new copy of h . Since each network h accepts

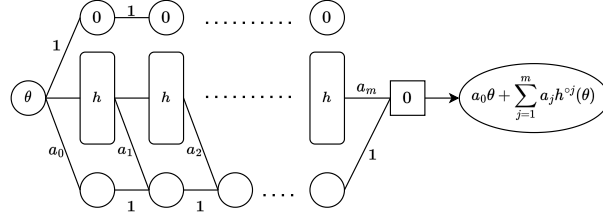


Figure 12: Type 1 special network producing $a_0 \theta + \sum_{j=1}^m a_j h^{oj}(\theta)$

as input the output of the previous copy, this collation channel is collecting a sum of weighted compositions of successively longer length. The first pictured neuron in the collation channel contains $a_0 \theta$, the second contains $a_0 \theta + a_1 h(\theta)$, and it continues in this manner. In general, the $(j + 1)$ st pictured bottom neuron contains $a_0 \theta + \sum_{k=1}^j a_k h^{ok}(\theta)$. Given the constructive nature of the proof the width of the resulting network can be calculated directly as $W + 2$.

Remark B.1. In Figure 12, although just one source and one collation neuron is pictured for each network h , this is just done to simplify the figure. Indeed, there are source and collation neurons present for each and every hidden layer of each copy of h .

Proof of Lemma 6. The proof is fully constructive with the help of type 2 special networks. Indeed the type 2 special network displayed in Figure 13 realizes p_J in the case that $d = 1$. The extension to $d > 1$ is straightforward and can be accomplished by increasing the width

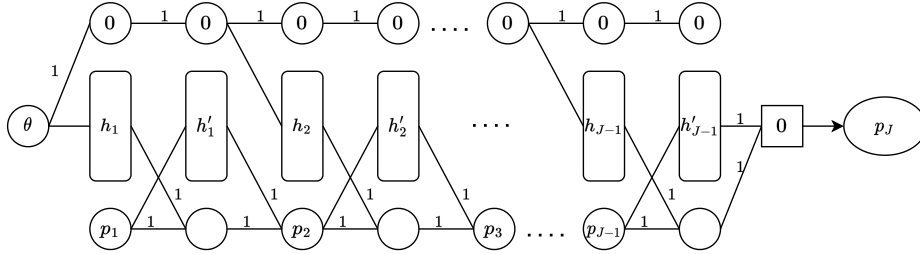


Figure 13: Type 2 special ReLU network realizing p_J with $d = 1$

of the source channel to d . Similar to previous network diagrams we only picture one source and collation neuron per constituent network, but this is just done to simplify the figure. There are in fact source and collation neurons present for each of the hidden layers of each of the constituent networks. For this particular network structure, the collation channel only accepts outputs from the final hidden layer of each of the constituent networks h_j and h'_j . This is in no conflict with our definition of collation channel as incoming and outgoing weights between collation neurons and neurons in the main computational channels can always be set to zero. Given the constructive nature of the proof, the network complexity can be calculated directly. Indeed the width of the type 2 network is the width W of the constituent networks h_j and h'_j plus a width d source channel and width 1 collation channel yielding an overall width of $W + d + 1$. Furthermore, the depth is additive with respect to the constituent networks yielding an overall depth of $\sum_{j=1}^{J-1} (L_j + L'_j)$.

Proof: density of S_c in S . Here we show that S_c is dense in S with respect to the L^p norm for $1 \leq p < \infty$. Recall the form of the sets S and S_c ,

$$S = \{f : \Theta = [0, 1]^d \mapsto \mathbb{R} : \|\hat{f}\|_{L^1(\mathbb{R}^d)} < \infty\}$$

$$S_c = \{f \in S : \hat{f} \text{ has compact support}\}.$$

We claim that S_c is dense in S with respect to $\|\cdot\|_{L^p}$ for any $1 \leq p < \infty$. Let $\varepsilon > 0$ and $f \in S$. Then $\|f\|_{L^\infty(\Theta)} \leq \|\hat{f}\|_{L^1(\mathbb{R}^d)} < \infty$, and since Θ is compact this implies $f \in L^p(\Theta)$ for all $1 \leq p < \infty$. Define

$$\bar{f}(\boldsymbol{\theta}) = \begin{cases} f(\boldsymbol{\theta}) & \boldsymbol{\theta} \in \Theta \\ 0 & \boldsymbol{\theta} \in \mathbb{R}^d \setminus \Theta. \end{cases}$$

Then $\bar{f} \in L^p(\mathbb{R}^d)$ for all $1 \leq p \leq \infty$. Now since the Fourier transform is an automorphism of Schwarz space there exists a Schwarz function $\varphi : \mathbb{R}^d \mapsto \mathbb{R}$ satisfying the following properties:

- $\int_{\mathbb{R}^d} \varphi \, d\boldsymbol{\theta} = 1$
- $\|\varphi\|_{L^p(\mathbb{R}^d)} < \infty$ for all $1 \leq p < \infty$
- $\hat{\varphi}$ has compact support.

Further define the family of functions $\{\varphi_\lambda\}_{\lambda>0}$ by the dilation $\varphi_\lambda = \lambda^d \varphi(\lambda\boldsymbol{\theta})$. Such an operation makes $\{\varphi_\lambda\}_{\lambda>0}$ an approximation to the identity [8] satisfying

- $\int_{\mathbb{R}^d} \varphi_\lambda \, d\boldsymbol{\theta} = 1$
- $\|\varphi_\lambda\|_{L^p(\mathbb{R}^d)} < \infty$ for all $1 \leq p < \infty$
- For any $\delta > 0$, $\lim_{\lambda \rightarrow \infty} \int_{\mathbb{R}^d \setminus \overline{B_\delta(\mathbf{0})}} |\varphi_\lambda| \, d\boldsymbol{\theta} = 0$.

Additionally, notice that $\hat{\varphi}_\lambda = \hat{\varphi}(\boldsymbol{\omega}/\lambda)$ and so $\hat{\varphi}_\lambda$ has compact support for all $\lambda > 0$. Now define $g_\lambda = \bar{f} * \varphi_\lambda$, and $g_\lambda^\ominus = g_\lambda|_\Theta$. Since \bar{f} and φ_λ are both in $L^1(\mathbb{R}^d)$ and \bar{f} is additionally in $L^\infty(\mathbb{R}^d)$, Young's inequality tells us that $g_\lambda \in L^1(\mathbb{R}^d) \cap L^\infty(\mathbb{R}^d)$. It then follows that $\|g_\lambda^\ominus\|_{L^\infty(\Theta)} < \infty$ as well. Furthermore, we have $\hat{g}_\lambda = \hat{\bar{f}}\hat{\varphi}_\lambda$, and since $\hat{\varphi}_\lambda$ has compact support so does \hat{g}_λ and \hat{g}_λ^\ominus . Continuing, this compact support also implies

$$\|\hat{g}_\lambda^\ominus\|_{L^1(\mathbb{R}^d)} \leq \|\hat{g}_\lambda\|_{L^1(\mathbb{R}^d)} \leq \|g_\lambda\|_{L^1(\mathbb{R}^d)} \cdot \text{supp}(\hat{\varphi}_\lambda) < \infty.$$

Overall then $g_\lambda^\ominus \in S_c$ for all λ . Finally, we find

$$\lim_{\lambda \rightarrow \infty} \|g_\lambda^\ominus - f\|_{L^p(\Theta)} \leq \lim_{\lambda \rightarrow \infty} \|g_\lambda - \bar{f}\|_{L^p(\mathbb{R}^d)} \leq \varepsilon.$$

where the right inequality which indicates convergence in norm is a well known result that is true for any L^p function in convolution with an approximation of the identity, for example see [8, 22, 7].