

# Nested Instrumental Variables Design: Switcher Average Treatment Effect, Identification, Efficient Estimation and Generalizability

Rui Wang<sup>1</sup>, Ying-Qi Zhao<sup>2</sup>, Oliver Dukes<sup>3</sup>, and Bo Zhang\*<sup>4</sup>

<sup>1</sup>Department of Biostatistics, University of Washington

<sup>2</sup>Public Health Sciences Division, Fred Hutchinson Cancer Center

<sup>3</sup>Department of Applied Mathematics, Computer Science and Statistics, Ghent University

<sup>4</sup>Vaccine and Infectious Disease Division, Fred Hutchinson Cancer Center

**Abstract:** Instrumental variables (IV) are a commonly used tool to estimate causal effects from non-randomized data. An archetype of an IV is a randomized trial with non-compliance where the randomized treatment assignment serves as an IV for the non-ignorable treatment received. Under a monotonicity assumption, a valid IV non-parametrically identifies the average treatment effect among a non-identified, latent complier subgroup, whose generalizability is often under debate. In many studies, there could exist multiple versions of an IV, for instance, different nudges to take the same treatment in different study sites in a multicentre clinical trial. These different versions of an IV may result in different compliance rates and offer a unique opportunity to study IV estimates' generalizability. In this article, we introduce a novel nested IV assumption and study identification of the average treatment effect among two latent subgroups: always-compliers and switchers, who are defined based on the joint potential treatment received under two versions of a binary IV. We derive the efficient influence function for the SWitcher Average Treatment Effect (SWATE) under a non-parametric model and propose efficient estimators. We then propose formal statistical tests of the generalizability of IV estimates under the nested IV framework. We apply the proposed method to the Prostate, Lung, Colorectal and Ovarian (PLCO) Cancer Screening Trial and study the causal effect of colorectal cancer screening and its generalizability.

**Keywords:** Generalizability; Instrumental variable; Noncompliance; Principal stratification; Semipara-

---

\*Assistant Professor of Biostatistics, Vaccine and Infectious Disease Division, Fred Hutchinson Cancer Center. Email: bzhang3@fredhutch.org

## 1 Introduction

### 1.1 Instrumental variable (IV); complier average treatment effect; generalizability

Scientific inquiries often involve investigating cause-and-effect relationships. Randomization is a powerful tool for drawing valid causal inference. Randomized controlled trials (RCTs) are widely regarded as the gold standard for establishing causality. However, drawing a valid causal conclusion from non-randomized studies is often challenging due to many factors, unmeasured confounding being a primary concern. To address the potential bias introduced by unmeasured confounders, researchers often turn to quasi-experimental methods (Cook et al., 1979), with instrumental variable (IV) methods being among the most widely used approaches (Angrist et al., 1996; Hernán and Robins, 2006; Baiocchi et al., 2014). A variable is a valid IV if it is correlated with the treatment, does not have a direct effect on the outcome under investigation and is independent of unmeasured treatment-outcome confounders (see, e.g., Baiocchi et al., 2014). Econometricians popularized IV methods under the framework of linear structural equations with omitted variables (see, e.g., Goldberger, 1972). Angrist et al. (1996) first formalized an IV under the potential outcomes (PO) framework (Neyman, 1923; Rubin, 1974), defined the complier average treatment effect (CATE) as a key estimand and studied its non-parametric identification under a monotonicity assumption which states that the level of a person’s treatment received cannot decrease as the level of IV increases. The concept of identifying and estimating causal effects among a latent subpopulation defined by potential outcomes under *both* treatment assignments (referred to as “cross-world” potential outcomes) was referred to as principal stratification and later generalized to other contexts, including surrogate endpoints, truncation by death, among others (Frangakis and Rubin, 2002; Zhang and Rubin, 2003; Gilbert and Hudgens, 2008).

A key critique towards the CATE framework, and principal stratification in general, is that the CATE only concerns the causal effect of a latent subgroup and cannot be generalized to the entire population without further assumptions; see, e.g., the extensive discussion in Deaton (2009), Heckman and Urzua (2010), Joffe (2011), among others. One strand of work seeks to illuminate the relationship between the CATE and the average treatment effect (ATE) or the av-

erage treatment effect on the treated (ATT) by proposing suitable identification assumptions that point identify the ATE with a valid IV. These assumptions typically impose some homogeneity or no-interaction-type restrictions on the data generating processes (Swanson et al., 2018; Levis et al., 2024). For instance, with a binary IV and a binary treatment, Robins (1994) proposed the no-current-treatment-interaction assumption, which states that there is no additive interaction between the IV and treatment in the model for conditional average treatment effect. An alternative assumption is the homogeneous selection bias assumption proposed by Tchetgen Tchetgen and Vansteelandt (2013), which posits that the selection bias function is independent of the value of the IV on an additive scale and identifies the ATT using a valid IV. More recently, Wang and Tchetgen Tchetgen (2018) showed that if there is no additive unmeasured confounder-IV interaction in the model for treatment or additive unmeasured confounder-treatment interaction in the model for potential outcomes, then the ATE can be identified by an IV. These assumptions are typically not empirically verifiable and are scale-specific (i.e., only suitable for an additive or multiplicative scale). Under the principal stratification framework, a similar assumption called principal ignorability, which states that there is no difference in the average potential outcomes across principal strata conditional on baseline covariates, is needed for generalizability (Jo and Stuart, 2009). Unfortunately, the principal ignorability assumption is also not empirically verifiable.

## **1.2 A clinical trial with two versions of an IV; nested IV**

The archetype of an IV is an RCT with non-compliance, where the treatment assignment serves as a randomized encouragement to receive the treatment, thereby acting as an IV for the actual treatment uptake. The Prostate, Lung, Colorectal and Ovarian (PLCO) Cancer Screening Trial is a multiphasic RCT conducted from 1993 to 2011 at 10 US institutions. A total of 154,897 participants, aged 55 to 74 years, were enrolled and randomized to either the intervention or control arm. Participants in the intervention arm were offered cancer screening exams, while those in the control arm were advised to receive their usual medical care.

Two methods of consent were used in this trial. Seven centres employed a single consent process, while the remaining three initially adopted a dual consent process. In centres using the single consent process, enrollment and randomization were consented to simultaneously. In centres using the dual consent process, participants were not informed of the study design, including the

type of intervention, during the initial enrollment and first consent. Later, participants randomized to the intervention arm were informed of their treatment assignment and asked to consent again for the administration of the intervention. The results indicated that the overall compliance rate among participants in the single consent process was 91.3%, while the compliance rate among participants in the dual consent process dropped to 71.2%. Due to the high rate of refusal to receive the screening intervention among dual-consent participants, the three screening centres later switched to the single consent process. In a *post hoc* analysis, Marcus et al. (2014) found that the single versus dual consent process was significantly associated with receiving the cancer screening (odds ratio = 2.2; 95% CI: 2.0 to 2.5), even after adjusting for a comprehensive set of baseline characteristics, including age at randomization, race and ethnicity, gender, education, BMI, comorbidity score, and others.

The transition from single to dual consent process created a natural experiment that *strengthened* the encouragement to comply with the treatment assignment. Given Marcus et al.’s (2014) analysis, it is not unreasonable to assume that a complier under the dual consent process would remain a complier had the person enrolled in the study during the single consent stage. We will refer to the assumption that a complier under one binary IV would remain a complier under a second, strengthened IV as a “nested IV” assumption. In addition to being induced by a sudden policy shift like that in the PLCO trial, multiple versions of an IV, possibly with varying strength, are prevalent in modern-day trials:

1. **Multicentre trials.** Contemporary multicentre clinical trials often involve a large number of investigative centres in order to recruit a large number of study participants. In multicentre trials, non-compliance was often variable among different investigative centres. The randomization scheme at each centre can be viewed as a different version of an IV.
2. **Integrative/Meta-analysis of multiple trials.** Compliance rates often vary across different clinical trials investigating the same intervention. For instance, ?, Figure 1 summarizes the study-specific compliance rates in 10 studies of epidural analgesia, with rates ranging from less than 5% to over 50% across these studies. As another example, in different trials testing the same HIV prevention modality (e.g., daily oral prophylaxis) in similar study populations (e.g., heterosexual women in sub-Saharan Africa), compliance rates varied due to a variety of



factors (Cohen and Baden, 2012; He et al., 2023), including the methods of encouragement to adhere to the prescribed daily pills. The randomization scheme in each study can be viewed as a different version of an IV.

3. **Implementation trials.** Implementation science studies methods to promote the systematic uptake of evidence based interventions (?). An implementation trial that compares different methods to encourage treatment uptake often induces nested IV structures.

A nested IV assumption, when specialized to (1) a pooled analysis of a multicentre clinical trial, (2) an integrated analysis of multiple studies, or (3) an implementation trial comparing different encouragement strategies, would state that a participant who was a complier when enrolled in a clinical site or study with a lower compliance rate would remain a complier had the person enrolled in a clinical site or study with a higher compliance rate.

### 1.3 Implications of a nested IV assumption

While a conventional IV analysis defines latent subpopulations — compliers, always-takers, never-takers, and defiers — based on potential treatment received under two realizations of one binary IV (Angrist et al., 1996), the nested IV assumption and its associated framework would define subpopulations based on potential treatment received under  $2 \times 2 = 4$  realizations of two binary IVs and impose structures on these latent subpopulations in a way analogous to the monotonicity assumption in the original paper by Angrist et al. (1996). Under the nested IV framework, the average treatment effects of two latent subpopulations, referred to as “always-compliers” and “switchers,” respectively, can be non-parametrically identified under suitable conditions. “Always-compliers” are participants who would comply with the treatment regardless of the specific IV being used; for instance, these are participants who would be compliers regardless of the consent process employed or the clinical site at which they were enrolled. On the other hand, a non-overlapping latent subpopulation called “switchers” are participants who would be a non-complier (i.e., an always-taker or a never-taker under Angrist et al.’s (1996) monotonicity assumption) under the weaker IV but become a complier under a strengthened IV; in the PLCO trial, these are participants who would not comply under a dual consent process but comply under a single consent process. In addition to identifying and estimating the causal effect among “always-compliers” and “switchers,” a com-

parison of the causal effects on these two disjoint subpopulations, possibly conditional on a set of baseline covariates, helps illuminate the generalizability of IV-based estimates and formally test the no-interaction/principal-ignorability-type assumptions. The proposed tests are flexible non-parametric generalizations of classical over-identification tests that incorporate machine learning tools for the estimation of nuisance parameters. Such progress towards establishing the generalizability of IV estimates, to the best of our knowledge, is a novel and useful contribution to the literature.

The rest of the article is organized as follows. In Section 2, we describe the nested IV design, define the switcher average treatment effect (SWATE) and present main identification results. In Section 4, we propose estimators for SWATE. In Section 5, we propose formal hypothesis testing procedures that examine treatment effect homogeneity among latent subpopulations under the proposed nested IV framework. Numerical experiments are reported in Section 6. We examine the PLCO study using our proposed method and framework in Section 7 and conclude with a discussion in Section 8.

## 2 Nested IV design

### 2.1 Two versions of treatment assignment

Consider a clinical trial centre in the PLCO study, say the Henry Ford Health System, that switched from a dual to a single consent process. The clinical trial comprised two stages. Let  $G = a$  denote the dual consent stage, and we use  $Z \in \{0_a, 1_a\}$  to denote a participant being randomized to the control group ( $Z = 0_a$ ) or the intervention group ( $Z = 1_a$ ) in the dual consent stage. In parallel, in the single consent stage, denoted by  $G = b$ , we use  $Z \in \{0_b, 1_b\}$  to denote a participant being randomized to the control ( $Z = 0_b$ ) group or the intervention ( $Z = 1_b$ ) group. Importantly, in either stage, participants randomized to the intervention arm may choose not to take the assigned cancer screening procedure, while participants randomized to the control arm may choose to conduct a cancer screening even if this is not part of their usual medical care. In other words, the randomized treatment assignment is only an encouragement, or a nudge, for participants to receive cancer screening, and participants retain the full right not to adhere to the treatment assignment.

Treatment assignment, or “encouragement to receive the treatment,” may carry different im-

plications in two trial stages ( $G = a$  or  $G = b$ ) and hence resulted in different compliance rates; therefore, we use different notations,  $1_a$  and  $1_b$  (or  $0_a$  and  $0_b$ ), to denote being assigned to the intervention (or control) arm and encouraged to receive cancer screening (or usual care). Our notation acknowledges that there may exist two versions of encouragement and that the Stable Unit Treatment Value Assumption (Rubin, 1974, 1980), or SUTVA, may be violated if one single notation (0 or 1) is used instead.

To further fix ideas, consider a second example in the context of HIV prevention implementation trials (Lambdin et al., 2015). To best leverage the multiple effective HIV prevention modalities in the real world settings, scientists are studying the best implementation strategies to encourage people at elevated HIV risk to use the appropriate HIV prevention tools, like daily oral prophylaxis. To this end, trials with different mechanisms to improve drug uptake (e.g., different drug delivery methods) are deployed. In this context, one could use  $G = a$  or  $G = b$  to denote two separate implementation trials,  $Z = 1_a$  or  $Z = 0_a$  to denote randomization to a first drug delivery method or a control method, and  $Z = 1_b$  or  $Z = 0_b$  to denote randomization to a second drug delivery method or a possibly different control method.

## 2.2 Potential outcomes and identification assumptions

We define potential outcomes and formulate causal estimands under Neyman and Rubin’s potential outcomes framework (Neyman, 1923; Rubin, 1974). Suppose we observe  $n$  independent and identically distributed samples,  $\mathcal{D} = \{O_i = (Z_i, \mathbf{X}_i, D_i, Y_i), i = 1, \dots, n\}$ , from a target population  $P_0 \in \mathcal{P}$ , where  $\mathcal{P}$  denotes a non-parametric model for the observed data distribution. Throughout the article, we use  $\mathbb{E}_P[\cdot]$  to denote taking expectation over some distribution  $P \in \mathcal{P}$  and  $\mathbb{E}_{P_0}[\cdot]$  taking expectation over the target population. For participant  $i$ ,  $\mathbf{X}_i$  denotes a set of baseline covariates,  $Z_i$  a categorical instrumental variable taking value in  $\{0_a, 0_b, 1_a, 1_b\}$ ,  $D_i \in \{0, 1\}$  a binary variable indicating the treatment a participant actually received, and  $Y_i$  a real-valued outcome of interest. Let  $G_i$  denote a stratification variable, that is, define  $G_i = a$  if  $Z_i \in \{0_a, 1_a\}$ , and  $G_i = b$  if  $Z_i \in \{0_b, 1_b\}$ . For the Henry Ford Health System in the PLCO study,  $G_i$  denotes the trial stage and, consequently, the type of consent process used (e.g., dual or single consent). In the context of an across-center or across-trial integrated analysis,  $G_i$  would represent the clinical center or the specific trial in which a participant was enrolled.

We will refer to the tuple  $(0_a, 1_a)$  (or  $(0_b, 1_b)$ ) as an IV dose pair (Sun and Wüthrich, 2022). We use  $Y(D = d, Z = z)$  to denote the potential outcome of  $Y$  when a participant is assigned  $D = d$  and  $Z = z$  and  $D(Z = z)$  to denote potential outcome of  $D$  when a participant is assigned  $Z = z$ . We write  $Y(Z = z)$  as a shorthand of  $Y(D(Z = z), Z = z)$ . Following Angrist et al. (1996), we say a participant is a complier under the IV dose pair  $\{0_g, 1_g\}$  if  $\{D(Z = 0_g), D(Z = 1_g)\} = (0, 1)$ , an always-taker if  $\{D(Z = 0_g), D(Z = 1_g)\} = (1, 1)$ , a never-taker if  $\{D(Z = 0_g), D(Z = 1_g)\} = (0, 0)$ , or a defier if  $\{D(Z = 0_g), D(Z = 1_g)\} = (1, 0)$ ,  $g \in \{a, b\}$ . We first describe identification assumptions.

**Assumption 1. (Standard IV assumptions).**

- (i). (**Consistency**).  $D = D(Z = z)$  if  $Z = z$ ,  $Y = Y(D = d, Z = z)$  if  $D = d$  and  $Z = z$ , for  $d \in \{0, 1\}$  and  $z \in \{0_a, 1_a, 0_b, 1_b\}$ .
- (ii). (**Exclusion restriction**).  $Y(D = d, Z = z) = Y(D = d, Z = z')$ , for  $d \in \{0, 1\}$  and  $z, z' \in \{0_a, 1_a, 0_b, 1_b\}$ .
- (iii). (**IV independence**).  $Z \perp\!\!\!\perp \{D(Z = z), Y(D = d)\} \mid \mathbf{X} = \mathbf{X}, G = g$ , for all  $d, z$  and  $g$ .
- (iv). (**IV relevance**).  $\mathbb{E}_{P_0}[D \mid Z = 1_g, \mathbf{X}] - \mathbb{E}_{P_0}[D \mid Z = 0_g, \mathbf{X}] \neq 0$  and  $P_0(Z = z \mid \mathbf{X}) > 0$  for  $g \in \{a, b\}$ ,  $z \in \{0_a, 1_a, 0_b, 1_b\}$ .

All four parts of Assumption 1 are standard IV identification assumptions and sometimes referred to as *core* IV assumptions (Angrist et al., 1996; Baiocchi et al., 2014). In a clinical trial like the PLCO study, the treatment assignment is most likely affecting clinical outcomes only via its effect on the treatment received, so exclusion restriction (Assumption 1(ii)) is often satisfied. We will use notation  $Y(D = d)$  as a shorthand of  $Y(D = d, Z = z)$  since the latter does not depend on  $z$  by exclusion restriction. Moreover, IV independence (Assumption 1(iii)) is automatically satisfied by design in a randomized trial, and IV relevance (Assumption 1(iv)) is verifiable and holds in most clinical trials.

In the nested IV framework, the IV dose pair that a participant receives depends on the stratification variable  $G$ : a participant will be randomly assigned to  $0_a$  or  $1_a$  if  $G = a$ , or  $0_b$  or  $1_b$  if  $G = b$ . In addition to the core IV assumptions, we consider the following set of *nested IV assumptions*:

**Assumption 2. (Nested IV assumptions).**

(i). (**Mean exchangeability over  $G$** ).  $\mathbb{E}_{P_0}[Y(Z = 1_g) - Y(Z = 0_g) \mid G = g, \mathbf{X}] = \mathbb{E}_{P_0}[Y(Z = 1_g) - Y(Z = 0_g) \mid \mathbf{X}]$  and  $\mathbb{E}_{P_0}[D(Z = 1_g) - D(Z = 0_g) \mid G = g, \mathbf{X}] = \mathbb{E}_{P_0}[D(Z = 1_g) - D(Z = 0_g) \mid \mathbf{X}]$ ,  $g \in \{a, b\}$ .

(ii). (**Partial monotonicity**).  $D(Z = 1_g) \geq D(Z = 0_g)$ ,  $g \in \{a, b\}$ .

(iii). (**Non-equal compliance**).

$$\begin{aligned} & \mathbb{E}_{P_0}[D \mid Z = 1_a, \mathbf{X} = \mathbf{x}] - \mathbb{E}_{P_0}[D \mid Z = 0_a, \mathbf{X} = \mathbf{x}] \\ & \neq \mathbb{E}_{P_0}[D \mid Z = 1_b, \mathbf{X} = \mathbf{x}] - \mathbb{E}_{P_0}[D \mid Z = 0_b, \mathbf{X} = \mathbf{x}]. \end{aligned}$$

(iv). (**Nested IV**).  $\{D(Z = 0_a), D(Z = 1_a)\} = (0, 1)$  implies  $\{D(Z = 0_b), D(Z = 1_b)\} = (0, 1)$ .

Assumption 2(i) states that, conditional on the observed covariates  $\mathbf{X}$ , the average effect of IV  $Z$  (either version) on  $D$  and that on  $Y$  can be identified based on the corresponding stratum  $G = a$  or  $b$ . This assumption is satisfied if the stratification variable  $G$  is exogenous. For instance, in the PLCO study, the sudden shift from dual to single consent could be thought of as a happenstance for participants who enrolled right before and after this policy shift, analogous to the so-called “regression discontinuity design” (Thistlethwaite and Campbell, 1960). This assumption is also satisfied, for example, if participating in the trial does not itself modify the effect of the IV on  $D$  (the treatment) or  $Y$  (the outcome), which is a standard assumption in the literature on generalizability (Dahabreh et al., 2019). Assumption 2(ii) states that there is no defier with respect to either version of the IV. Importantly, we do not impose any ordering among  $\{0_a, 0_b\}$ ,  $\{0_a, 1_b\}$ ,  $\{1_a, 0_b\}$ , or  $\{1_a, 1_b\}$ ; hence, this partial monotonicity assumption is weaker than the usual monotonicity assumption for an ordinal IV (Imbens and Angrist, 1994). Assumption 2(iii) states that the compliance rates corresponding to  $G = a$  and  $G = b$  are different; this is likely to hold when the IV is of different versions in two strata. Finally, Assumption 2(iv) states that if a participant is a complier under the IV pair  $\{0_a, 1_a\}$ , then the participant is also a complier under the IV pair  $\{0_b, 1_b\}$ . This assumption is key to our identification results and most likely to be satisfied when the binary IV  $Z \in \{0_b, 1_b\}$  is *stronger* than the binary IV  $Z \in \{0_a, 1_a\}$ . Empirically, the compliance rates can be calculated for

both IV pairs, either marginally or conditional on a set of covariates as in Marcus et al. (2014), so the reasonableness of Assumption 2(iv) can be assessed prior to invoking the nested IV framework.

### 2.3 Principal strata; causal estimands; identification results

A total of  $2^4 = 16$  possible subgroups can be defined based on the joint potential outcomes

$$\{D(Z = 0_a), D(Z = 1_a), D(Z = 0_b), D(Z = 1_b)\};$$

see Table 1. Assumptions 2(ii) (partial monotonicity) and 2(iv) (nested IV) together eliminate 9 out of 16 principal strata, and the population then consists of the following 6 latent subgroups:

1. **Always-Always-Takers (AAT)**: Always-takers under both IV pairs  $\{0_a, 1_a\}$  and  $\{0_b, 1_b\}$ ;
2. **SWitchers (SW)**: Always-takers or never-takers under the IV pair  $\{0_a, 1_a\}$  but compliers under the IV pair  $\{0_b, 1_b\}$ ;
3. **Always-Taker-Never-Taker (AT-NT)**: Always-takers under the IV pair  $\{0_a, 1_a\}$  but never-takers under the IV pair  $\{0_b, 1_b\}$ ;
4. **Always-COmplier (ACO)**: Compliers under both IV pairs  $\{0_a, 1_a\}$  and  $\{0_b, 1_b\}$ ;
5. **Never-Taker-Always-Taker (NT-AT)**: Never-takers under the IV pair  $\{0_a, 1_a\}$  but always-takers under the IV pair  $\{0_b, 1_b\}$ ;
6. **Always-Never-Taker (ANT)**: Never-takers under both IV pairs  $\{0_a, 1_a\}$  and  $\{0_b, 1_b\}$ .

**Remark 1** (One-sided non-compliance). *In clinical trials assessing an investigational product, participants assigned placebo often do not have access to the treatment. This is referred to as “one-sided non-compliance.” In this stylistic case, we necessarily have  $D(Z = 0_a) = D(Z = 0_b) = 0$ , and the latent groups NT-AT, AT-NT and AAT in Table 1 no longer exist. Moreover, the switcher subgroup now only comprises participants who are never-takers under  $(0_a, 1_a)$  but become compliers under  $(0_b, 1_b)$ .*

Table 1: Latent populations and reasons for their existence/non-existence under Assumption 2(ii) (partial monotonicity) and Assumption 2(iv) (nested IV). NT: never-taker. AT: always-taker. CO: complier. DF: defier. ANT: always-never-taker. SW: switcher. AT-NT: always-taker-never-taker. ACO: always-complier. NT-AT: never-taker-always-taker. AAT: always-always-taker.

$D(Z = 0_a)$	$D(Z = 1_a)$	$G = a$	$D(Z = 0_b)$	$D(Z = 1_b)$	$G = b$	Exists?	Identification Assumption	$S$
0	0	NT	0	0	NT	Yes		ANT
1	0	DF	0	0	NT	No	Partial monotonicity	
0	1	CO	0	0	NT	No	Nested IV	
0	0	NT	1	0	DF	No	Partial monotonicity	
0	0	NT	0	1	CO	Yes		SW
1	1	AT	0	0	NT	Yes		AT-NT
1	0	DF	1	0	DF	No	Partial monotonicity	
1	0	DF	0	1	CO	No	Partial monotonicity	
0	1	CO	1	0	DF	No	Partial monotonicity/Nested IV	
0	1	CO	0	1	CO	Yes		ACO
0	0	NT	1	1	AT	Yes		NT-AT
1	1	AT	1	0	DF	No	Partial monotonicity	
1	1	AT	0	1	CO	Yes		SW
1	0	DF	1	1	AT	No	Partial monotonicity	
0	1	CO	1	1	AT	No	Nested IV	
1	1	AT	1	1	AT	Yes		AAT

Let  $S$  denote principal stratum. Define the following conditional switcher average treatment effect:

$$\text{SWATE}_{P_0}(\mathbf{X}) := \mathbb{E}_{P_0}[Y(D = 1) - Y(D = 0) \mid S = \text{SW}, \mathbf{X}],$$

and the conditional always-complier average treatment effect:

$$\text{ACOATE}_{P_0}(\mathbf{X}) := \mathbb{E}_{P_0}[Y(D = 1) - Y(D = 0) \mid S = \text{ACO}, \mathbf{X}].$$

Importantly, both  $\text{SWATE}_{P_0}(\mathbf{X})$  and  $\text{ACOATE}_{P_0}(\mathbf{X})$  are the average “per-protocol” effect of  $D$  on  $Y$ , although on different subpopulations, within strata defined by observed covariates  $\mathbf{X}$ . Averaging  $\text{SWATE}_{P_0}(\mathbf{X})$  and  $\text{ACOATE}_{P_0}(\mathbf{X})$  then yields the SWitcher Average Treatment Effect (SWATE):

$$\text{SWATE}_{P_0} := \mathbb{E}_{P_0}[Y(D = 1) - Y(D = 0) \mid S = \text{SW}],$$

and the Always-COmplier Average Treatment Effect (ACOATE):

$$\text{ACOATE}_{P_0} := \mathbb{E}_{P_0}[Y(D = 1) - Y(D = 0) \mid S = \text{ACO}].$$

Theorem 1 is our main identification result and shows that the ACOATE and SWATE can be non-

parametrically identified from observed data under identification assumptions discussed in Section 2.2.

**Theorem 1.** *Under Assumptions 1(i)-(iv) and 2(i)-(iv),  $SWATE_{P_0}(\mathbf{x})$ ,  $ACOATE_{P_0}(\mathbf{x})$ ,  $SWATE_{P_0}$  and  $ACOATE_{P_0}$  can be non-parametrically identified as follows:*

$$\begin{aligned} ACOATE_{P_0}(\mathbf{X}) &= \theta_{ACO,P_0}(\mathbf{X}) := \frac{\delta_{a,P_0}(\mathbf{X})}{\eta_{a,P_0}(\mathbf{X})}; & SWATE_{P_0}(\mathbf{X}) &= \theta_{SW,P_0}(\mathbf{X}) := \frac{\delta_{b,P_0}(\mathbf{X}) - \delta_{a,P_0}(\mathbf{X})}{\eta_{b,P_0}(\mathbf{X}) - \eta_{a,P_0}(\mathbf{X})}; \\ ACOATE_{P_0} &= \Psi_{ACO,P_0} := \frac{\mathbb{E}_{P_0}[\delta_{a,P_0}(\mathbf{X})]}{\mathbb{E}_{P_0}[\eta_{a,P_0}(\mathbf{X})]}; & SWATE_{P_0} &= \Psi_{SW,P_0} := \frac{\mathbb{E}_{P_0}[\delta_{b,P_0}(\mathbf{X}) - \delta_{a,P_0}(\mathbf{X})]}{\mathbb{E}_{P_0}[\eta_{b,P_0}(\mathbf{X}) - \eta_{a,P_0}(\mathbf{X})]}, \end{aligned}$$

where, for  $P \in \mathcal{P}$ ,

$$\begin{aligned} \delta_{a,P}(\mathbf{x}) &:= \mathbb{E}_P[Y \mid Z = 1_a, \mathbf{X} = \mathbf{x}] - \mathbb{E}_P[Y \mid Z = 0_a, \mathbf{X} = \mathbf{x}]; \\ \delta_{b,P}(\mathbf{x}) &:= \mathbb{E}_P[Y \mid Z = 1_b, \mathbf{X} = \mathbf{x}] - \mathbb{E}_P[Y \mid Z = 0_b, \mathbf{X} = \mathbf{x}]; \\ \eta_{a,P}(\mathbf{x}) &:= \mathbb{E}_P[D \mid Z = 1_a, \mathbf{X} = \mathbf{x}] - \mathbb{E}_P[D \mid Z = 0_a, \mathbf{X} = \mathbf{x}]; \\ \eta_{b,P}(\mathbf{x}) &:= \mathbb{E}_P[D \mid Z = 1_b, \mathbf{X} = \mathbf{x}] - \mathbb{E}_P[D \mid Z = 0_b, \mathbf{X} = \mathbf{x}]. \end{aligned}$$

Unlike ACOATE or SWATE, the causal effect in other latent subgroups, including AAT, AT-NT, NT-AT, and ANT, cannot be non-parametrically identified.

## 2.4 Conventional Wald estimator when SUTVA is violated

A conventional IV analysis that ignores different versions of an IV would define a binary IV  $Z^*$  as follows:  $Z^* = 1$  if  $Z = 1_a$  or  $Z = 1_b$ , and  $Z^* = 0$  if  $Z = 0_a$  or  $Z = 0_b$ . The analysis would then identify the conditional complier average treatment effect using the following Wald estimator (Frölich, 2007):

$$\theta_{CW,P_0}(\mathbf{X}) := \frac{\mathbb{E}_{P_0}[Y \mid Z^* = 1, \mathbf{X}] - \mathbb{E}_{P_0}[Y \mid Z^* = 0, \mathbf{X}]}{\mathbb{E}_{P_0}[D \mid Z^* = 1, \mathbf{X}] - \mathbb{E}_{P_0}[D \mid Z^* = 0, \mathbf{X}]}. \quad (1)$$

As we have discussed extensively in Section 2.1, the potential outcomes  $Y(Z^* = z^*)$  and  $D(Z^* = z^*)$ ,  $z^* \in \{0, 1\}$ , are not well-defined as SUTVA is violated. Nevertheless, the statistical functional in (1) is well-defined, and it is of interest to understand its meaning. Our next result states that, under an additional testable assumption  $G \perp\!\!\!\perp Z^* \mid \mathbf{X}$ , this “conventional Wald estimand” can be



interpreted as a weighted average of conditional ACOATE and conditional SWATE:

**Proposition 1.** *Under Assumption 1, Assumption 2, and an additional assumption  $G \perp\!\!\!\perp Z^* \mid \mathbf{X}$ , we have*

$$\theta_{CW, P_0}(X) = \omega_1 \cdot SWATE_{P_0}(\mathbf{X}) + \omega_2 \cdot ACOATE_{P_0}(\mathbf{X}),$$

with

$$\omega_1 = \frac{P_0(S = SW \mid \mathbf{X})P_0(G = b \mid \mathbf{X})}{P_0(S = SW \mid \mathbf{X})P_0(G = b \mid \mathbf{X}) + P_0(S = ACO \mid \mathbf{X})}, \quad \text{and}$$

$$\omega_2 = \frac{P_0(S = ACO \mid \mathbf{X})}{P_0(S = SW \mid \mathbf{X})P_0(G = b \mid \mathbf{X}) + P_0(S = ACO \mid \mathbf{X})}.$$

The additional assumption  $G \perp\!\!\!\perp Z^* \mid \mathbf{X}$  is equivalent to stating that the treatment assignment probability does not depend on the stratification variable (e.g., study stage or clinical center). That is,  $P_0(Z = 1_a \mid G = a, \mathbf{X}) = P_0(Z = 1_b \mid G = b, \mathbf{X})$  and  $P_0(Z = 0_a \mid G = a, \mathbf{X}) = P_0(Z = 0_b \mid G = b, \mathbf{X})$ . This assumption is testable and holds in the PLCO trial as  $Z$  is randomized in each study stage. It should be noted that the marginalized Wald estimand, defined as

$$\frac{\mathbb{E}_{P_0}[\mathbb{E}_{P_0}[Y \mid Z^* = 1, \mathbf{X}] - \mathbb{E}_{P_0}[Y \mid Z^* = 0, \mathbf{X}]]}{\mathbb{E}_{P_0}[\mathbb{E}_{P_0}[D \mid Z^* = 1, \mathbf{X}] - \mathbb{E}_{P_0}[D \mid Z^* = 0, \mathbf{X}]},$$

does not equal a weighted average of SWATE and ACOATE in general.

## 2.5 Practical relevance of ACOATE and SWATE

Causal estimands ACOATE and SWATE are examples of the so-called principal treatment effects (Frangakis and Rubin, 2002). As discussed in Section 1.1, the practical relevance of any principal stratum effects is always under close scrutiny and often with good reasons (Pearl, 2011; ?). Responding to Pearl’s (2011) critiques, in our opinion, SWATE and ACOATE are both a useful “tool” in a holistic IV analysis and potentially interesting causal parameters in themselves. First, it is a “tool” towards establishing the generalizability of a causal effect. For instance, researchers can immediately get a crude assessment of the generalizability of the treatment effect by comparing ACOATE to SWATE conditional on  $\mathbf{X}$ . Such a testing strategy could be more powerful than

directly comparing the treatment effects among compliers under two versions of the IV. We will develop a formal testing procedure for the principal ignorability assumption in Section 5. Moreover, the ACOATE and SWATE help unravel additional effect heterogeneity and could be more informative than the standard CATE. Although a study participant cannot be classified into one of the latent subgroups, the distribution of observed covariates among always-compliers and switchers can be characterized. Proposition 2 gives an identification formula for a function of an observed covariate among always-compliers and switchers.

**Proposition 2.** *Let  $g(\cdot)$  denote a generic function. The mean of  $g(\mathbf{X})$  among switchers and always-compliers can be identified as follows:*

$$\begin{aligned}\mathbb{E}_{P_0}[g(\mathbf{X}) \mid S = SW] &= \mathbb{E}_{P_0} \left[ g(\mathbf{X}) \frac{\eta_{b,P_0}(\mathbf{X}) - \eta_{a,P_0}(\mathbf{X})}{\mathbb{E}_{P_0}[\eta_{b,P_0}(\mathbf{X}) - \eta_{a,P_0}(\mathbf{X})]} \right], \\ \mathbb{E}_{P_0}[g(\mathbf{X}) \mid S = ACO] &= \mathbb{E}_{P_0} \left[ g(\mathbf{X}) \frac{\eta_{a,P_0}(\mathbf{X})}{\mathbb{E}_{P_0}[\eta_{a,P_0}(\mathbf{X})]} \right].\end{aligned}$$

Based on Proposition 2, the mean and variance of each observed covariate, and more generally certain combinations of observed covariates (e.g., a projected risk score), in the always-complier and switcher subgroups can be characterized and compared to those in the entire study population. For instance, for a binary covariate  $X$ , a “prevalence ratio” (Brookhart and Schneeweiss, 2007) may be calculated as  $P_0(X = 1 \mid S = ACO)/P_0(X = 1)$  and  $P_0(X = 1 \mid S = SW)/P_0(X = 1)$ .

### 3 Extensions

#### 3.1 Vector IV representation and connection to vector IV literature

So far, we have formulated  $Z \in \{0_a, 1_a, 0_b, 1_b\}$  as a categorical IV. An alternative approach is to define a vector-valued IV, denoted as  $(Z^*, G)$ , where  $Z^* \in \{0, 1\}$  indicates whether an individual is assigned to the treatment group or the control group, and  $G$  is the stratification variable, which takes values in  $\{a, b\}$ . For  $G = g \in \{a, b\}$ , one may alternatively write  $D(Z = 1_g)$  as  $D(Z^* = 1, G = g)$  and  $D(Z = 0_g)$  as  $D(Z^* = 0, G = g)$ . Under this vector IV representation, we may compare our partial monotonicity assumption (denoted as PM) to (1) the partial monotonicity assumption in

Mogstad et al. (2021) (denoted as PM2); (2) the limited monotonicity assumption in Hoff et al. (2024) (denoted as LiM); and (3) the vector monotonicity assumption in Goff (2024) (denoted as VM), when both  $Z^*$  and  $G$  are binary. In the Supplemental Material S1.1, we review these identification assumptions and discuss their relationship in detail. We show that PM2 and VM are equivalent in our setting, and PM, PM2 (VM) and LiM imply different principal strata. Moreover, the collection of 7 principal strata implied by the PM plus the nested IV assumption is neither a superset nor a subset of the principal strata implied by PM2 (VM) or LiM, highlighting the novelty of the identification assumptions developed in this article. In the Supplemental Material S1.2, we also discussed the difference between the SWATE and principal strata effects proposed in Goff (2024).

### 3.2 Sensitivity of the estimand to violation of the nested IV assumption

We consider violations of the nested IV assumption. When the nested IV assumption fails, two additional principal strata, those with  $\{D(Z = 0_a) = 0, D(Z = 1_a) = 1, D(Z = 0_b) = 0, D(Z = 1_b) = 0\}$  or  $\{D(Z = 0_a) = 0, D(Z = 1_a) = 1, D(Z = 0_b) = 1, D(Z = 1_b) = 1\}$ , will come into existence. We refer to the union of these two principal strata as **DeFiers** to the **Nested IV** assumption (**DFN**).

**Proposition 3.** *Under Assumption 1 (i)-(iv) and 2(i)-(iii), but without the nested IV assumption, we have*

$$\begin{aligned} \theta_{SW, P_0}(\mathbf{x}) &= \lambda_{P_0}(\mathbf{x}) \mathbb{E}_{P_0}[Y(D = 1) - Y(D = 0) \mid S = SW, \mathbf{X} = \mathbf{x}] + \\ &\quad \{1 - \lambda_{P_0}(\mathbf{x})\} \mathbb{E}_{P_0}[Y(D = 1) - Y(D = 0) \mid S = DFN, \mathbf{X} = \mathbf{x}], \end{aligned} \quad (2)$$

where

$$\lambda_{P_0}(\mathbf{x}) = \frac{P_0(S = SW \mid \mathbf{X} = \mathbf{x})}{P_0(S = SW \mid \mathbf{X} = \mathbf{x}) + P_0(S = DFN \mid \mathbf{X} = \mathbf{x})}.$$

Proposition 3 states that without the nested IV assumption, the statistical functional  $\theta_{SW, P_0}$  equals a weighted average of the conditional average treatment effect of switchers (**SW**) and **DFN**. Under

the nested IV assumption,  $P_0(S = \text{DFN} \mid \mathbf{X} = \mathbf{x}) = 0$ ,  $\lambda_{P_0}(\mathbf{x}) = 1$ , and therefore the statistical functional  $\theta_{\text{SW}, P_0}(\mathbf{x})$  identifies  $\text{SWATE}_{P_0}(\mathbf{x})$ . It should be noted that  $\lambda_{P_0}(\mathbf{x}) \in [0, 1]$ ; therefore,  $\theta_{\text{SW}, P_0}(\mathbf{x})$  lies in the convex hull of  $\mathbb{E}_{P_0}[Y(D = 1) - Y(D = 0) \mid S = \text{SW}, \mathbf{X} = \mathbf{x}]$  and  $\mathbb{E}_{P_0}[Y(D = 1) - Y(D = 0) \mid S = \text{DFN}, \mathbf{X} = \mathbf{x}]$ . Proposition 3 also implies that if we assume effect homogeneity among SW and DFN, that is,  $\mathbb{E}_{P_0}[Y(D = 1) - Y(D = 0) \mid S = \text{SW}, \mathbf{X} = \mathbf{x}] = \mathbb{E}_{P_0}[Y(D = 1) - Y(D = 0) \mid S = \text{DFN}, \mathbf{X} = \mathbf{x}]$ , then  $\text{SWATE}_{P_0}(\mathbf{x})$  can still be identified by  $\theta_{\text{SW}, P_0}(\mathbf{x})$ .

Rearranging (7) yields:

$$\begin{aligned} & \theta_{\text{SW}, P_0}(\mathbf{x}) - \mathbb{E}_{P_0}[Y(D = 1) - Y(D = 0) \mid S = \text{SW}, \mathbf{X} = \mathbf{x}] \\ &= -\{1 - \lambda_{P_0}(\mathbf{x})\}\{\mathbb{E}_{P_0}[Y(D = 1) - Y(D = 0) \mid S = \text{SW}, \mathbf{X} = \mathbf{x}] - \\ & \quad \mathbb{E}_{P_0}[Y(D = 1) - Y(D = 0) \mid S = \text{DFN}, \mathbf{X} = \mathbf{x}]\}, \end{aligned} \quad (3)$$

which gives the bias formula when the nested IV assumption is violated. In practice, expression (3) can be used as a basis for a sensitivity analysis by specifying  $\lambda_{P_0}(\mathbf{x})$  and  $\mathbb{E}_{P_0}[Y(D = 1) - Y(D = 0) \mid S = \text{DFN}, \mathbf{X} = \mathbf{x}]$  as sensitivity functions (see, e.g., ?).

### 3.3 Multiple IV pairs; ordinal IV; strengthening an IV

The nested IV framework can be extended to multiple IV pairs. Let  $Z \in \mathcal{Z}$  denote an IV, where  $\mathcal{Z}$  is the support of  $Z$ . Throughout this subsection, we assume consistency, exclusion restriction and IV independence assumptions hold for any  $z \in \mathcal{Z}$ , so  $Z$  is a valid IV. Let  $\mathcal{G}$  denote an index set, and  $0_g$  and  $1_g$  denote two distinct elements of  $\mathcal{Z}$ , where  $g \in \mathcal{G}$  is the index. The ordered pair  $(0_g, 1_g)$  is referred to as an IV pair, denoted as  $\mathcal{Z}_g$ , if  $D(1_g) \geq D(0_g)$ . Definition 1 formally defines a nested IV relation.

**Definition 1. (Nested IV relation).** Let  $g, g' \in \mathcal{G}$ . IV pair  $\mathcal{Z}_g$  is said to be nested within IV pair  $\mathcal{Z}_{g'}$ , denoted as  $\mathcal{Z}_g \preceq \mathcal{Z}_{g'}$ , if  $\{(D(0_g), D(1_g)) = (0, 1)\} \subset \{(D(0_{g'}), D(1_{g'})) = (0, 1)\}$ . We also define  $\mathcal{Z}_g \succeq \mathcal{Z}_{g'}$  if  $\mathcal{Z}_{g'} \preceq \mathcal{Z}_g$ , and  $\mathcal{Z}_g \sim \mathcal{Z}_{g'}$  if both  $\mathcal{Z}_g \succeq \mathcal{Z}_{g'}$  and  $\mathcal{Z}_{g'} \preceq \mathcal{Z}_g$  hold.

The nested IV relation is a binary relation defined on the set of all IV pairs  $\mathcal{F} := \{\mathcal{Z}_g, g \in \mathcal{G}\}$ . Proposition 4 states the properties of the nested IV relation, which follows directly from the Definition 1.

**Proposition 4.** *The nested IV relation  $\preceq$ , as defined in Definition 1, is reflexive, transitive, but not necessarily complete. The relation “ $\sim$ ” defines an equivalence relation on  $\mathcal{F}$ .*

Suppose IV pair  $\mathcal{Z}_g$  is nested in IV pair  $\mathcal{Z}_{g'}$ , the switcher associated with IV pairs  $\mathcal{Z}_g, \mathcal{Z}_{g'}$  is defined as

$$\{D(1_{g'}) = 1, D(0_{g'}) = 0\} \setminus \{D(1_g) = 1, D(0_g) = 0\}.$$

We can similarly define the SWATE associated with IV pairs  $\mathcal{Z}_g, \mathcal{Z}_{g'}$  as in section 2.2. Since the SWATE is always defined with respect to two IV pairs, in the following sections we will focus on two IV pairs.

Formalizing the nested IV assumption as a binary relation is useful conceptually when the stratification variable  $G$  takes on multiple values. Below, we give three examples.

**Example 1** (Multicentre clinical trials). *When the objective is to pool data across clinical sites with varying degrees of compliance to estimate the switcher treatment effect, then  $G$  represents different clinical sites. For instance, in the PLCO study, when the Henry Ford Health System adopted a dual consent process, two other sites, University of Colorado (UC) and University of Alabama at Birmingham (UAB), both adopted a single consent process and had a high compliance rate. As we will demonstrate in the case study (Section 7), one may do an integrated data analysis by defining the stratification variable  $G \in \{a, b, c\}$ , where  $G = a$  corresponds to Henry Ford,  $G = b$  UC, and  $G = c$  UAB. In this analysis,  $\mathcal{Z} = \{0_a, 1_a, 0_b, 1_b, 0_c, 1_c\}$ , and it is reasonable to assume the IV pair  $(0_a, 1_a)$  is nested within both  $(0_b, 1_b)$ , denoted  $(0_a, 1_a) \preceq (0_b, 1_b)$ , and  $(0_c, 1_c)$ , denoted  $(0_a, 1_a) \preceq (0_c, 1_c)$ , without imposing any relation between  $(0_b, 1_b)$  and  $(0_c, 1_c)$  because the nested IV assumption may not hold for UC and UAB participants. When viewed as a partial order, both  $(0_b, 1_b)$  and  $(0_c, 1_c)$  are maximal elements.*

**Example 2** (Ordinal IV). *An ordinal IV can be understood as a collection of IV pairs, equipped with a nested IV relation. For instance, let  $Z \in \{0, 1, 2\}$  be an ordinal IV with three levels. Suppose  $D(Z)$  is binary,  $D(z) \geq D(z')$  if  $z \geq z'$ , and the population consists of a mixture of those with  $(D(0), D(1), D(2)) = (0, 0, 0), (0, 0, 1), (0, 1, 1),$  and  $(1, 1, 1)$ . This three-level ordinal IV can be decomposed into the following three IV pairs:  $(0, 1), (1, 2),$  and  $(0, 2)$ . Among the three IV pairs, we*

have the following nested IV relations:  $(0, 1) \preceq (0, 2)$ ,  $(1, 2) \preceq (0, 2)$ ; however, neither  $(0, 1) \succeq (1, 2)$  nor  $(0, 1) \preceq (1, 2)$  holds.

**Example 3** (Strengthening an IV). *A nested IV relation helps understand how an ordinal or continuous IV could be strengthened in a matched cohort study (Baiocchi et al., 2010; ?). Let  $Z \in [0, 1]$  denote a continuous IV. Suppose the treatment uptake  $D(z)$  is determined by some latent continuous variable  $D^*(z)$  by  $D(z) = \mathbb{1}\{D^*(z) \geq \frac{3}{4}\}$ . Suppose the population consists of (1) those with  $D^*(z) = z$ ; and (2) those with  $D^*(z) = \frac{1}{2}z + \frac{1}{2}$ . The set of IV pairs can then be defined as  $\{(a, b) : 0 \leq a \leq b \leq 1\}$ . One may easily verify, for instance, that  $(0, \frac{1}{3})$  is nested in  $(0, \frac{2}{3})$ , and  $(\frac{2}{3}, 1)$  is nested in  $(\frac{1}{3}, 1)$ . Consider four participants with the same observed covariates to be matched, with  $Z \in \{0, 1/3, 2/3, 1\}$ . By pairing the participant with  $Z = 0$  with  $Z = 2/3$ , and  $Z = 1/3$  with  $Z = 1$ , one may construct a matched cohort with higher compliance rate, compared to pairing  $Z = 0$  with  $Z = 1/3$  and  $Z = 2/3$  with  $Z = 1$ , as advocated in Baiocchi et al. (2010).*

## 4 Estimation and inference

Estimation of the always-complier average treatment effect follows immediately by applying the estimation and inferential methods in the standard IV literature to the binary IV pair  $(0_a, 1_a)$ ; see, e.g., Frölich (2007) and Kennedy (2022). In this section, we will focus on estimation and inference of the switcher average treatment effect.

### 4.1 Wald-type estimator

When the IV assignment is randomized between and within each stratum ( $G = a$  or  $b$ ), as in a randomized clinical trial, a classical Wald estimator for ACOATE is  $\hat{\psi}_{\text{ACO}}^{\text{Wald}} = \frac{\hat{\delta}_a}{\hat{\eta}_a}$ , where

$$\begin{aligned}\hat{\delta}_a &= \frac{1}{\sum_i \mathbb{1}\{Z_i = 1_a\}} \sum_{Z_i=1_a} Y_i - \frac{1}{\sum_i \mathbb{1}\{Z_i = 0_a\}} \sum_{Z_i=0_a} Y_i, \\ \hat{\eta}_a &= \frac{1}{\sum_i \mathbb{1}\{Z_i = 1_a\}} \sum_{Z_i=1_a} D_i - \frac{1}{\sum_i \mathbb{1}\{Z_i = 0_a\}} \sum_{Z_i=0_a} D_i.\end{aligned}$$

An analogous Wald-type estimator for SWATE can be formulated as follows:

$$\widehat{\psi}_{SW}^{\text{Wald}} = \frac{\widehat{\delta}_b - \widehat{\delta}_a}{\widehat{\eta}_b - \widehat{\eta}_a},$$

where

$$\begin{aligned}\widehat{\delta}_b &= \frac{1}{\sum_i \mathbb{1}\{Z_i = 1_b\}} \sum_{Z_i=1_b} Y_i - \frac{1}{\sum_i \mathbb{1}\{Z_i = 0_b\}} \sum_{Z_i=0_b} Y_i, \\ \widehat{\eta}_b &= \frac{1}{\sum_i \mathbb{1}\{Z_i = 1_b\}} \sum_{Z_i=1_b} D_i - \frac{1}{\sum_i \mathbb{1}\{Z_i = 0_b\}} \sum_{Z_i=0_b} D_i.\end{aligned}$$

Theorem 2 summarizes the property of  $\widehat{\psi}_{SW}^{\text{Wald}}$ .

**Theorem 2.** *Under regularity conditions specified in Supplemental Material S2.5, we have*

$$\sqrt{n} \left( \widehat{\psi}_{SW}^{\text{Wald}} - \Psi_{SW,P_0} \right) \rightsquigarrow \mathcal{N} \left( 0, \sigma_{\text{Wald}}^2 \right),$$

where  $\sigma_{\text{Wald}}^2 = \mathbb{E}_{P_0} [\varphi_{\text{Wald},SW}^2]$ , and  $\varphi_{\text{Wald},SW}$  is the influence function of  $\widehat{\psi}_{SW}^{\text{Wald}}$ , whose form can be found in Supplemental Material S2.5.

An estimator  $\widehat{\sigma}_{\text{Wald}}^2$  of  $\sigma_{\text{Wald}}^2$  can be obtained using non-parametric bootstrap or via the delta method.

## 4.2 Non-parametric efficiency bound

We now derive the non-parametric efficiency bound for the target identified parameter  $\Psi_{SW,P_0}$  under identification assumptions discussed in Section 2.2. For a pathwise differentiable parameter, its non-parametric efficiency bound equals the variance of the canonical gradient at  $P_0$  in a non-parametric model. Theorem 3 derives the canonical gradient and hence the non-parametric efficiency bound for the identification functional  $\Psi_{SW,P}$ .

**Theorem 3.** *The canonical gradient of*

$$\Psi_{SW,P} = \frac{\mathbb{E}_P[\delta_{b,P}(\mathbf{X}) - \delta_{a,P}(\mathbf{X})]}{\mathbb{E}_P[\eta_{b,P}(\mathbf{X}) - \eta_{a,P}(\mathbf{X})]}$$

at  $P_0$  is  $D_{P_0}$ , where

$$\begin{aligned}
D_P = (z, x, d, y) \mapsto & \frac{1}{\mathbb{E}_P[\eta_{b,P}(\mathbf{X}) - \eta_{a,P}(\mathbf{X})]} \left\{ \frac{\mathbb{1}\{z = 1_b\}}{P(Z = 1_b | \mathbf{X} = \mathbf{x})} \left[ y - \mathbb{E}_P[Y | Z = 1_b, \mathbf{X} = \mathbf{x}] \right] \right. \\
& - \frac{\mathbb{1}\{z = 0_b\}}{P(Z = 0_b | \mathbf{X} = \mathbf{x})} \left[ y - \mathbb{E}_P[Y | Z = 0_b, \mathbf{X} = \mathbf{x}] \right] \\
& - \frac{\mathbb{1}\{z = 1_a\}}{P(Z = 1_a | \mathbf{X} = \mathbf{x})} \left[ y - \mathbb{E}_P[Y | Z = 1_a, \mathbf{X} = \mathbf{x}] \right] + \frac{\mathbb{1}\{z = 0_a\}}{P(Z = 0_a | \mathbf{X} = \mathbf{x})} \left[ y - \mathbb{E}_P[Y | Z = 0_a, \mathbf{X} = \mathbf{x}] \right] \\
& \left. + \delta_{b,P}(\mathbf{x}) - \delta_{a,P}(\mathbf{x}) \right\} - \frac{\Psi_{SW,P}}{\mathbb{E}_P[\eta_{b,P}(\mathbf{X}) - \eta_{a,P}(\mathbf{X})]} \left\{ \frac{\mathbb{1}\{z = 1_b\}}{P(Z = 1_b | \mathbf{X} = \mathbf{x})} \left[ d - \mathbb{E}_P(D | Z = 1_b, \mathbf{X} = \mathbf{x}) \right] \right. \\
& - \frac{\mathbb{1}\{z = 0_b\}}{P(Z = 0_b | \mathbf{X} = \mathbf{x})} \left[ d - \mathbb{E}_P(D | Z = 0_b, \mathbf{X} = \mathbf{x}) \right] - \frac{\mathbb{1}\{z = 1_a\}}{P(Z = 1_a | \mathbf{X} = \mathbf{x})} \left[ d - \mathbb{E}_P(D | Z = 1_a, \mathbf{X} = \mathbf{x}) \right] \\
& \left. + \frac{\mathbb{1}\{z = 0_a\}}{P(Z = 0_a | \mathbf{X} = \mathbf{x})} \left[ d - \mathbb{E}_P(D | Z = 0_a, \mathbf{X} = \mathbf{x}) \right] + \eta_{b,P}(\mathbf{x}) - \eta_{a,P}(\mathbf{x}) \right\}.
\end{aligned}$$

Therefore, the non-parametric efficiency bound is  $\mathbb{E}_{P_0}[D_{P_0}^2(Z, X, D, Y)]$ .

### 4.3 Non-parametric efficient estimators

The efficient influence function in Theorem 3 motivates an asymptotically efficient, one-step estimator and an estimating equation-based estimator. A one-step estimator is based on first order bias correction of a plug-in estimator (Pfanzagl, 1990); an estimating equation-based estimator is based on solving an efficient influence function-based estimating equation (van der Laan and Robins, 2003; Chernozhukov et al., 2018a). Here we will focus on the estimating equation-based estimator and leave the one-step estimator to Supplemental Material S2.7.

Define

$$\pi_P = (\pi_{0_a,P}, \pi_{0_b,P}, \pi_{1_b,P}, \pi_{1_a,P}), \text{ where } \pi_{z,P} = P(Z = z | \mathbf{X} = \mathbf{x}),$$

$$\mu_{Y,P} = (\mu_{Y,0_a,P}, \mu_{Y,1_b,P}, \mu_{Y,0_b,P}, \mu_{Y,1_a,P}), \text{ where } \mu_{Y,z,P} = \mathbb{E}_P[Y | Z = z, \mathbf{X} = \mathbf{x}],$$

$$\mu_{D,P} = (\mu_{D,0_a,P}, \mu_{D,1_b,P}, \mu_{D,0_b,P}, \mu_{D,1_a,P}), \text{ where } \mu_{D,z,P} = \mathbb{E}_P[D | Z = z, \mathbf{X} = \mathbf{x}],$$

for  $z \in \{0_a, 1_a, 0_b, 1_b\}$ . The canonical gradient defines an estimating function of  $\Psi_{P_0}$ , denoted as



$D'(o; \Psi_P, \pi_P, \mu_{Y,P}, \mu_{D,P})$ , where

$$\begin{aligned}
& D'(o; \Psi_P, \pi_P, \mu_{Y,P}, \mu_{D,P}) \\
&= \left\{ \frac{\mathbb{1}\{z = 1_b\}}{\pi_{1_b,P}(x)} [y - \mu_{Y,1_b,P}(x)] - \frac{\mathbb{1}\{z = 0_b\}}{\pi_{0_b,P}(x)} [y - \mu_{Y,0_b,P}(x)] - \frac{\mathbb{1}\{z = 1_a\}}{\pi_{1_a,P}(x)} [y - \mu_{Y,1_a,P}(x)] \right. \\
&+ \left. \frac{\mathbb{1}\{z = 0_a\}}{\pi_{0_a,P}(x)} [y - \mu_{Y,0_a,P}(x)] + \delta_{b_P}(\mathbf{x}) - \delta_{a,P}(\mathbf{x}) \right\} - \Psi_{SW,P} \left\{ \frac{\mathbb{1}\{z = 1_b\}}{\pi_{1_b,P}(x)} [d - \mu_{D,1_b,P}(x)] \right. \\
&- \left. \frac{\mathbb{1}\{z = 0_b\}}{\pi_{0_b,P}(x)} [d - \mu_{D,0_b,P}(x)] - \frac{\mathbb{1}\{Z = 1_a\}}{\pi_{1_a,P}(x)} [d - \mu_{D,1_a,P}(x)] + \frac{\mathbb{1}\{Z = 0_a\}}{\pi_{0_a,P}(x)} [d - \mu_{D,0_a,P}(x)] \right. \\
&\left. + \eta_{b,P}(\mathbf{x}) - \eta_{a,P}(\mathbf{x}) \right\}.
\end{aligned}$$

Consider a  $K$ -fold random partition  $\{I_k\}_{k=1}^K$  of indices  $[N] = \{1, \dots, K\}$ , and define  $I_k^c := \{1, \dots, n\} - I_k$ . For simplicity, we assume  $I_k$ 's have the same cardinality. For each  $k \in [K]$ , construct estimators  $\hat{\pi}_{n,k}$ ,  $\hat{\mu}_{D,n,k}$ , and  $\hat{\mu}_{Y,n,k}$  of  $\pi_{P_0}$ ,  $\mu_{Y,P_0}$ , and  $\mu_{D,P_0}$ , respectively, each based on sample  $\{O_i\}_{i \in I_k^c}$ . Let  $\mathbb{P}_{n,k}$  be the empirical distribution of  $\{O_i\}_{i \in I_k}$ , and we use  $\mathbb{P}_{n,k}\{\cdot\}$  to denote averaging with respect to the empirical measure  $\mathbb{P}_{n,k}$ . Let  $\hat{P}_{n,k}$  be any distribution such that  $f(Z | \mathbf{X})$  is compatible with  $\hat{\pi}_{n,k}$ ,  $f(Y | Z, \mathbf{X})$  is compatible with  $\hat{\mu}_{Y,n,k}$ ,  $f(D | Z, \mathbf{X})$  is compatible with  $\hat{\mu}_{D,n,k}$ , and the marginal distribution of  $\hat{\mu}_{D,n,k}(z, \mathbf{X}_i)$  is given by its empirical distribution for  $z \in \{0_a, 1_a, 0_b, 1_b\}$  in the  $k$ -th fold. With this notation,  $\hat{\pi}_{n,k}$ ,  $\hat{\mu}_{D,n,k}$ , and  $\hat{\mu}_{Y,n,k}$  can also be written as  $\pi_{\hat{P}_{n,k}}$ ,  $\mu_{Y,\hat{P}_{n,k}}$  and  $\mu_{D,\hat{P}_{n,k}}$ , respectively. Observe that  $\mathbb{E}_{P_0}[D'(O; \Psi_{P_0}, \pi_{P_0}, \mu_{Y,P_0}, \mu_{D,P_0})] = 0$ . An estimating equation-based estimator  $\hat{\psi}_{ee}$  of the target parameter can be constructed as follows.

**Step I** For each  $k \in [K]$ , solve the estimating equation  $\mathbb{P}_{n,k}\{D'(\psi, \hat{\pi}_{n,k}, \hat{\mu}_{Y,n,k}, \hat{\mu}_{D,n,k})\} = 0$ .

Denote the solution as  $\hat{\psi}_{ee,k}$ .

**Step II** Construct the final cross-fitted one-step estimator as  $\hat{\psi}_{ee} = \frac{1}{K} \sum_{k=1}^n \hat{\psi}_{ee,k}$ .

Theorem 4 establishes the property of  $\hat{\psi}_{ee}$ .

**Theorem 4.** *Under regularity conditions specified in Supplemental Material S2.7, we have*

$$\sqrt{n} \left( \hat{\psi}_{ee} - \Psi_{SW,P_0} \right) = \sqrt{n} \mathbb{P}_n D_{P_0} + o_p(1). \quad (4)$$

If we further assume  $P_0 D_{P_0}^2 < \infty$ , then by Central Limit Theorem, we have:

$$\sqrt{n} \left( \widehat{\psi}_{ee} - \Psi_{\text{SW}, P_0} \right) \rightsquigarrow \mathcal{N} \left( 0, P_0 D_{P_0}^2 \right).$$

The asymptotic variance can be estimated by  $\frac{1}{n} \sum_{k=1}^K n_k \mathbb{P}_{n,k} D_{\widehat{P}_{n,k}}^2$  (Chernozhukov et al., 2018a).

**Remark 2** (Rates of convergence). *Supplemental Material S2.7 further describes how to construct a one-step estimator  $\widehat{\psi}_{os}$ . Property (4) is also satisfied for the one-step estimator  $\widehat{\psi}_{os}$  under a slightly different set of regularity conditions. In fact, for the one-step estimator to be asymptotically linear, regularity conditions require the convergence rates for all nuisance functions to be  $o_p(n^{-1/4})$ . On the other hand, the estimating equation-based estimator is rate doubly robust (Rotnitzky et al., 2020), that is,  $\widehat{\psi}_{ee}$  is asymptotically linear with influence function  $D_{P_0}$  when*

$$\left\| \pi_{z, P_0}(\cdot) - \pi_{z, \widehat{P}_{n,k}}(\cdot) \right\|_{L^2(P_0)} \left\| \mu_{B,z, P_0}(z, \cdot) - \mu_{B,z, \widehat{P}_{n,k}}(\cdot) \right\|_{L^2(P_0)} = o_p(1/\sqrt{n}),$$

for  $z \in \{0_a, 1_a, 0_b, 1_b\}$ ,  $k \in \{1, \dots, K\}$ , and  $B = Y$  or  $D$ .

## 5 Testable implications of homogeneity-type assumptions in the nested IV design

### 5.1 Generalizing principal stratum effects

Let  $\text{ATE}_{P_0}(\mathbf{x}) = \mathbb{E}_{P_0}[Y(D=1) - Y(D=0) \mid \mathbf{X} = \mathbf{x}]$  denote the conditional average treatment effect among those with covariates  $\mathbf{X} = \mathbf{x}$  and  $\text{ATE}_{P_0} = \mathbb{E}_{P_0}[\text{ATE}_{P_0}(\mathbf{X})]$ . Proposition 5 states two sufficient conditions that facilitates identifying  $\text{ATE}_{P_0}(\mathbf{x})$  (and hence  $\text{ATE}_{P_0}$ ) from principal stratum effect  $\text{ACOATE}_{P_0}(\mathbf{x})$  or  $\text{SWATE}_{P_0}(\mathbf{x})$ .

**Proposition 5.** *Suppose one of the following assumptions holds:*

H(i). *(Principal ignorability)  $\mathbb{E}_{P_0}[Y(D=d) \mid S=s, \mathbf{X}] = \mathbb{E}_{P_0}[Y(D=d) \mid \mathbf{X}]$  for  $d \in \{0, 1\}$ .*

H(ii). *(No unmeasured common effect modifier)*

$$\begin{aligned} \text{Cov}_{P_0} \left[ \left( D(Z=1_a) - D(Z=0_a) \right) \left( Y(D=1) - Y(D=0) \right) \mid \mathbf{X} \right] &= 0, \\ \text{Cov}_{P_0} \left[ \left( D(Z=1_b) - D(Z=0_b) \right) \left( Y(D=1) - Y(D=0) \right) \mid \mathbf{X} \right] &= 0. \end{aligned}$$

Then we have  $ATE_{P_0}(\mathbf{x}) = ACOATE_{P_0}(\mathbf{x}) = SWATE_{P_0}(\mathbf{x})$ .

**Remark 3** (Single IV setting). *Both Assumption H(i) and Assumption H(ii) in Proposition 5 have their counterparts in the usual setting with one IV; see, e.g., Jo and Stuart (2009) and Wang and Tchetgen Tchetgen (2018). With one IV, either assumption implies that the conditional complier average treatment effect with respect to the IV equals the conditional average treatment effect.*

Define  $COATE_{P_0}(\mathbf{X}) = \mathbb{E}_{P_0}[Y(D=1) - Y(D=0) \mid S \in \{\text{SW}, \text{ACO}\}, \mathbf{X}]$ , which is the conditional average treatment effect among compliers under IV pair  $\{0_b, 1_b\}$ . Then under Assumptions 1 and 2, we have  $COATE_{P_0}(\mathbf{X}) = \theta_{\text{CO}, P_0}(\mathbf{X}) := \frac{\delta_{b, P_0}(\mathbf{X})}{\eta_{b, P_0}(\mathbf{X})}$ . Observe that

$$\begin{aligned} \theta_{\text{CO}, P_0}(\mathbf{X}) &:= \frac{\delta_{b, P_0}(\mathbf{X})}{\eta_{b, P_0}(\mathbf{X})} \\ &= \left\{ \frac{\eta_{b, P_0}(\mathbf{X}) - \eta_{a, P_0}(\mathbf{X})}{\eta_{b, P_0}(\mathbf{X})} \right\} \times \theta_{\text{SW}, P_0}(\mathbf{X}) + \left\{ \frac{\eta_{a, P_0}(\mathbf{X})}{\eta_{b, P_0}(\mathbf{X})} \right\} \times \theta_{\text{ACO}, P_0}(\mathbf{X}). \end{aligned}$$

Under the nested IV setting, Proposition 5 implies that Assumption H(i) or H(ii) has the following testable implications:  $\theta_{P_0}^{(1)} \equiv \theta_{\text{ACO}, P_0}(\mathbf{X}) - \theta_{\text{SW}, P_0}(\mathbf{X}) = 0$  a.s.  $P_0$ ,  $\theta_{P_0}^{(2)} \equiv \theta_{\text{ACO}, P_0}(\mathbf{X}) - \theta_{\text{CO}, P_0}(\mathbf{X}) = 0$  a.s.  $P_0$ , and  $\theta_{P_0}^{(3)} \equiv \theta_{\text{SW}, P_0}(\mathbf{X}) - \theta_{\text{CO}, P_0}(\mathbf{X}) = 0$  a.s.  $P_0$ . In words, under either assumption, we would expect that, within strata of  $\mathbf{X}$ , the average treatment effect among always-compliers equals that among the switchers and that among the compliers under the IV pair  $\{0_b, 1_b\}$ .

Next, we propose formal statistical procedures testing the null hypothesis:

$$H_0^{(j)} : \theta_{P_0}^{(j)} = 0 \text{ a.s. } P_0 \text{ vs } H_1^{(j)} : \theta_{P_0}^{(j)} \neq 0, \quad j = 1, 2, 3. \quad (5)$$

We note that if  $\mathbf{X}$  is empty or low dimensional, then one might postulate parametric models for  $\theta_{\text{ACO}, P_0}(\mathbf{X})$  and  $\theta_{\text{SW}, P_0}(\mathbf{X})$ , along with additional conditional mean models for  $Y$  and  $D$ . In that case, one can test e.g.  $\theta_{\text{ACO}, P_0}(\mathbf{X}) - \theta_{\text{SW}, P_0}(\mathbf{X}) = 0$  using standard over-identification tests, such as the Sargan–Hansen test. However, when  $\mathbf{X}$  is moderate in dimension, then such tests may be prone both to inflated type-I error (due to nuisance model misspecification) and lack of power (relative to tests that allow for a more flexible set of alternatives). Two flexible non-parametric testing procedures are therefore described below.

## 5.2 Testing the best least squares projection

Consider testing a generic null hypothesis  $H_0 : \xi_{P_0} = 0$  a.s.  $P_0$  versus  $H_1 : \xi_{P_0} \neq 0$ . Here  $\xi_{P_0} \in L^2(P_0)$  is a function-valued parameter and it is a function of  $\mathbf{X}$ . Let  $\Gamma = \{\gamma(\mathbf{x}; \beta), \beta \in B\}$  denote a class of functions indexed by  $\beta$ , with  $\gamma(\mathbf{x}; 0) = 0$  for all  $\beta$  and  $B$  a subset of some linear space. Assume  $\beta$  is well-identified in the sense that  $\beta_1 \neq \beta_2$  implies  $\gamma(\cdot; \beta_1) \neq \gamma(\cdot; \beta_2)$ . Furthermore, suppose  $\Gamma$  is a closed subspace  $L^2(P_0)$ . Then the best least squares projection of  $\xi_{P_0}$  onto  $\Gamma$  (see, e.g., Chernozhukov et al., 2018b), denoted as  $\Pi(\xi_{P_0} | \Gamma)$ , can be defined as

$$\Pi(\xi_{P_0} | \Gamma) = \arg \min_{\gamma \in \Gamma} \|\gamma - \xi_{P_0}\|_{L^2(P_0)}.$$

The projection  $\Pi(\xi_{P_0} | \Gamma)$  has the unique representation as  $\gamma(\cdot, \beta_{P_0})$ , with  $\beta_{P_0}$  satisfying

$$\beta_0 = \arg \min_{\beta \in B} \mathbb{E}_{P_0} [\xi_{P_0}(\mathbf{X}) - \gamma(\mathbf{X}; \beta_0)]^2. \quad (6)$$

Under the null hypothesis  $H_0 : \xi_{P_0} = 0$  a.s.  $P_0$ , we necessarily have  $\beta_0 = 0$ . Therefore, we can test the null hypothesis  $H_0 : \xi_{P_0} = 0$  a.s.  $P_0$  by first deriving an asymptotically normal estimator and then constructing a Wald-type test for  $\beta_0$ . Below, we will specialize our discussion to the functional parameters  $\theta_{P_0}^{(j)}$  and consider testing  $H_{P_0}^{(j)}$  in (5). Let  $\beta_{P_0}^{(j)}$  denote the projection of  $\theta_{P_0}^{(j)}$  as defined in (6). Theorem 5 derives the canonical gradient for  $\beta_{P_0}^{(j)}$ ,  $j = 1, 2, 3$ .

**Theorem 5.** *Suppose  $\partial\gamma(\mathbf{x}; \beta)/\partial\beta$  exists and is continuous in  $\beta$ . Under a non-parametric model, the canonical gradient for  $\beta_{P_0}^{(j)}$ ,  $j = 1, 2, 3$  at  $P_0$ , are  $\phi_{P_0}^{(j)}$ ,  $j = 1, 2, 3$ .  $\phi_{P_0}^{(j)}$ ,  $j = 1, 2, 3$  are defined as*

$$\begin{aligned} \phi_P^{(1)} : (z, \mathbf{x}, d, y) &\mapsto C_P^{(1)} \frac{\partial\gamma(\mathbf{x}; \beta)}{\partial\beta} \Big|_{\beta=\beta_P^{(1)}} \left[ D_P^{(1)}(z, \mathbf{x}, d, y) - D_P^{(2)}(z, \mathbf{x}, d, y) + \theta_P^{(1)}(\mathbf{x}) - \gamma(\mathbf{x}; \beta_P^{(1)}) \right], \\ \phi_P^{(2)} : (z, \mathbf{x}, d, y) &\mapsto C_P^{(2)} \frac{\partial\gamma(\mathbf{x}; \beta)}{\partial\beta} \Big|_{\beta=\beta_P^{(2)}} \left[ D_P^{(1)}(z, \mathbf{x}, d, y) - D_P^{(3)}(z, \mathbf{x}, d, y) + \theta_P^{(2)}(\mathbf{x}) - \gamma(\mathbf{x}; \beta_P^{(2)}) \right], \\ \phi_P^{(3)} : (z, \mathbf{x}, d, y) &\mapsto C_P^{(3)} \frac{\partial\gamma(\mathbf{x}; \beta)}{\partial\beta} \Big|_{\beta=\beta_P^{(3)}} \left[ D_P^{(2)}(z, \mathbf{x}, d, y) - D_P^{(3)}(z, \mathbf{x}, d, y) + \theta_P^{(3)}(\mathbf{x}) - \gamma(\mathbf{x}; \beta_P^{(3)}) \right]. \end{aligned}$$

where  $C_P^{(j)}$  are constants, and the expressions of  $D_P^{(1)}$ ,  $D_P^{(2)}$ , and  $D_P^{(3)}$  can be found in the Supplemental Material S2.9.

Analogous to the development in Section 4.3, we estimate  $\beta_{P_0}^{(j)}$ ,  $j = 1, 2, 3$  based on estimating

equations with nuisance functions estimated via flexible non-parametric methods and cross-fitting. Below, we focus on  $\gamma(\mathbf{x}; \beta) = \mathbf{x}^T \beta$ . In this case,  $\beta_P^{(j)}$  admits the following equivalent form:

$$\beta_P^{(j)} = (\mathbb{E}_P[\mathbf{X}\mathbf{X}^T])^{-1} \mathbb{E}_P[\mathbf{X}\theta_P^{(j)}(\mathbf{X})].$$

For each  $\beta_P^{(j)}$ , our proposed test statistics can then be constructed analogously as described in Section 4.3 based on the following steps:

**Step I:** For each  $k \in [K]$ , construct the estimating equation-based estimator  $\widehat{\beta}_{ee,k}^{(j)}$ , where the estimating equation is defined based on the canonical gradient  $\phi_{P_0}^{(j)}$ ;

**Step II:** Construct the cross-fitted estimating equation-based estimator  $\widehat{\beta}_{ee}^{(j)} = \frac{1}{K} \sum_{k=1}^n \widehat{\beta}_{ee,k}^{(j)}$ .

**Step III:** Estimate the asymptotic variance  $\widehat{\Sigma}^{(j)} = \frac{1}{n} \sum_{k=1}^K n_k \mathbb{P}_{n,k} \left\{ \phi_{\widehat{P}_{n,k}}^{(j)T} \phi_{\widehat{P}_{n,k}}^{(j)} \right\}$ ;

**Step IV:** Construct the test statistic  $W^{(j)} = \widehat{\beta}_{ee}^{(j)T} \widehat{\Sigma}^{(j),-1} \widehat{\beta}_{ee}^{(j)}$  and define the test:

$$T_{\text{Wald},\alpha}^{(j)} = \mathbb{1} \left\{ W^{(j)} > \chi_{1-\alpha}^2(d_{\mathbf{x}}) \right\},$$

where  $d_{\mathbf{x}}$  is the dimension of  $\mathbf{x}$ , and  $\chi_{1-\alpha}^2(d_{\mathbf{x}})$  is the  $1-\alpha$  quantile for Chi-squared distribution with  $d_{\mathbf{x}}$  degrees of freedom .

Theorem 6 establishes the properties of  $\widehat{\beta}_{ee}^{(j)}$  and the test  $T_{\text{Wald},\alpha}^{(j)}$ .

**Theorem 6.** *Under regularity conditions specified in Supplemental Material S2.10, for  $j = 1, 2, 3$ ,*

1. *Estimator  $\widehat{\beta}_{ee}^{(j)}$  is consistent and asymptotically normal, with its asymptotic variance achieving the efficiency bound:*

$$\sqrt{n} \left( \widehat{\beta}_{ee}^{(j)} - \beta_{P_0}^{(j)} \right) \rightsquigarrow \mathcal{N} \left( 0, \mathbb{E}_{P_0} \left[ \phi_{P_0}^{(j)T} \phi_{P_0}^{(j)} \right] \right).$$

2. *The test  $T_{\text{Wald},\alpha}^{(j)}$  is an asymptotically size- $\alpha$  test.*

**Remark 4** (One-step estimator). *Similar to estimating  $\text{SWATE}_{P_0}$ , one may also construct a one-step estimator for  $\beta_{P_0}^{(j)}$ . When  $\gamma(\mathbf{X}; \beta)$  is linear in  $\mathbf{X}$ , one-step estimators of  $\beta_{P_0}^{(j)}$  are equivalent to estimating equation-based estimators.*

**Remark 5.** Three statistical tests, each based on  $\widehat{\beta}_{ee}^{(j)}$ ,  $j = 1, 2, 3$ , have different power under different scenarios, as we will explore in Section 6.2. One may also combine any two or all three tests and perform a joint test based on the asymptotic joint distribution of  $(\widehat{\beta}_{ee}^{(1)}, \widehat{\beta}_{ee}^{(2)}, \widehat{\beta}_{ee}^{(3)})$ .

### 5.3 Non-parametric $L^p$ norm-based test

Next, we describe a class of non-parametric  $L^p$  norm-based tests motivated by Westling (2022). Again, we consider testing a null hypothesis  $H_0 : \xi_{P_0} = 0$  a.s.  $P_0$  versus  $H_1 : \xi_{P_0} \neq 0$ , where  $\xi_{P_0} \in L^2(P_0)$  is a function of  $\mathbf{X}$ . Suppose  $\mathbf{X} = (\mathbf{X}_1, \mathbf{X}_2)$ , where the marginal distribution of  $\mathbf{X}_1$  is absolutely continuous to the counting measure, and the marginal distribution of  $\mathbf{X}_2$  is absolutely continuous to the Lebesgue measure. Let  $\|\xi_{P_0}\|_{P_0,p} = (\int |\xi_{P_0}|^p dP_0)^{1/p}$  for  $p \geq 1$ , and  $\|\xi_{P_0}\|_{P_0,\infty} = \sup_{\mathbf{x} \in \mathcal{X}} \xi(\mathbf{x})$ . Let the support of  $\mathbf{X} = (\mathbf{X}_1, \mathbf{X}_2)$  be  $\mathcal{X} = \mathcal{X}_1 \times \mathcal{X}_2 \subset \mathbb{R}^{d_1} \times \mathbb{R}^{d_2}$ . Let  $1_c(x) = 1\{x \in (-\infty, c_1] \times \dots \times (-\infty, c_{d_1}] \times \dots \times (-\infty, c_{d_1+d_2}]\}$ . The construction of the  $L^p$  norm-based tests is based on the following technical lemma.

**Lemma 1.** *The following statements are equivalent: (i).  $\theta_{P_0}(x) = 0$  for all  $x \in \mathcal{X}_1 \times \mathcal{X}_2$ . (ii).  $\Omega_{P_0}(c) := \int \xi_{P_0}(x) 1_c(x) dP_0(x) = 0$  for all  $c \in \mathcal{X}$ . (iii).  $\|\Omega_{P_0}\|_{P_0,p} = 0$  for  $p \geq 1$  or  $p = \infty$ .*

Therefore, testing the null hypothesis  $\xi_{P_0}(x) = 0$  a.s.  $P_0$  is equivalent to testing the null hypothesis that  $\Omega_{P_0}(c) = 0$  for any  $c \in \mathcal{X}$ . One advantage of constructing a test based on  $\Omega_{P_0}(c)$  is that  $\Omega_{P_0}(c)$  is  $\sqrt{n}$ -estimable for any fixed  $c$  without further parametric assumptions. On the contrary, even when all the nuisance parameters and potential outcomes are known,  $\theta_{P_0}(\mathbf{x})$  is not generally  $\sqrt{n}$ -estimable.

To construct a test, we first construct a RAL estimator of  $\Omega_{P_0}(c)$  for each fixed  $c$ , denoted as  $\widehat{\Omega}(c)$ . Similar to the estimation procedure developed in Section 5.2, we may construct a cross-fitted, estimating equation-based estimator or a one-step estimator based on the efficient influence function of  $\Omega_P(c)$  at  $P_0$  for any fixed  $c$ . Suppose  $\widehat{\Omega}(c)$  admits the following asymptotic expansion:

$$\widehat{\Omega}(c) - \Omega_{P_0}(c) = \mathbb{P}_n D_{P_0}^*(c) + r_n(c),$$

where  $D_{P_0}^*(c)$  is the canonical gradient of  $\Omega_P(c)$  at  $P_0$ . If we further have  $\sup_{c \in \mathcal{X}} |r_n(c)| = o_p(n^{-1/2})$  and  $\{D_{P_0}^*(c), c \in \mathcal{X}\}$  is  $P_0$ -Donsker, then the stochastic process  $\mathbb{H}_n := \{\sqrt{n}[\widehat{\Omega}(c) - \Omega_{P_0}(c)] : c \in \mathcal{X}\}$  converges weakly in  $l^\infty(\mathcal{X})$  to a tight, mean-zero Gaussian process  $\mathbb{H}$ , with covariance function

$\Sigma(s, t) = \mathbb{E}_{P_0}[D_{P_0}^*(s)D_{P_0}^*(t)]$ , where  $(s, t) \in \mathcal{X} \times \mathcal{X}$ . Then by the continuous mapping theorem,  $\|\sqrt{n}\{\widehat{\Omega}(c) - \Omega_{P_0}(c)\}\|_{P_{0,p}} \rightsquigarrow \|\mathbb{H}\|_{P_{0,p}}$  for  $p \geq 1$  or  $p = \infty$ . In practice, one may replace  $\|\sqrt{n}\{\widehat{\Omega}(c) - \Omega_{P_0}(c)\}\|_{P_{0,p}}$  with  $\|\sqrt{n}\{\widehat{\Omega}(c) - \Omega_{P_0}(c)\}\|_{P_{n,p}}$  for  $p \geq 1$  or  $p = \infty$ , where  $\|\sqrt{n}\{\widehat{\Omega}(c) - \Omega_{P_0}(c)\}\|_{P_{n,\infty}} = \sup_{c \in \mathcal{X}_n} |\sqrt{n}\{\widehat{\Omega}(c) - \Omega_{P_0}(c)\}|$  when  $p = \infty$ ,  $\mathcal{X}_n = \{\mathbf{X}_1, \dots, \mathbf{X}_n\}$ . To simulate the  $\alpha$ -th quantile of  $\|\mathbb{H}\|_{P_{n,p}}$ , one may (i) simulate a mean-zero Gaussian process  $\widehat{\mathbb{H}}_n$  with covariance function equal to the sample covariance function  $\Sigma_n(s, t) = \frac{1}{K} \sum_{k=1}^K \mathbb{P}_{n,k} \left\{ D_{\widehat{P}_{n,k}}^*(s) D_{\widehat{P}_{n,k}}^*(t) \right\}$ ; (ii) simulate the  $1 - \alpha$ -th quantile of  $\|\widehat{\mathbb{H}}_n(c)\|_{P_{n,p}}$ , denoted as  $Q_{n,\alpha}$ ; and (iii) construct the test by comparing  $Q_{n,\alpha}$  to  $\|\sqrt{n}\widehat{\Omega}(c)\|_{P_{n,p}}$  since  $\Omega_{P_0}(c)$  equals 0 under the null.

For  $j = 1, 2, 3$ , let  $\xi_{P_0}$  be  $\theta_{P_0}^{(j)}$ , and define  $\Omega_{P_0}^{(j)}(c) := \int \theta_{P_0}^{(j)}(x) \mathbb{1}_c(x) dP_0(x)$ . Proposition 6 derives the canonical gradient for  $\Omega_P^{(j)}(c)$ .

**Proposition 6.** *The canonical gradient for  $\Omega_P^{(j)}(c)$  at  $P_0$  is  $D_{P_0}^{(j)*}(c)$ , where*

$$\begin{aligned} D_P^{(1)*}(c) &: o \mapsto D_P^{(1)}(z, x, d, y) \mathbb{1}_c(x) - D_P^{(2)}(g, z, x, d, y) \mathbb{1}_c(x) + \theta_P^{(1)}(x) \mathbb{1}_c(x) - \Omega_P^{(1)}(c), \\ D_P^{(2)*}(c) &: o \mapsto D_P^{(1)}(z, x, d, y) \mathbb{1}_c(x) - D_P^{(3)}(g, z, x, d, y) \mathbb{1}_c(x) + \theta_P^{(2)}(x) \mathbb{1}_c(x) - \Omega_P^{(2)}(c), \\ D_P^{(3)*}(c) &: o \mapsto D_P^{(2)}(z, x, d, y) \mathbb{1}_c(x) - D_P^{(3)}(g, z, x, d, y) \mathbb{1}_c(x) + \theta_P^{(3)}(x) \mathbb{1}_c(x) - \Omega_P^{(3)}(c). \end{aligned}$$

For each  $j \in \{1, 2, 3\}$  and any fixed  $c$ , the proposed estimating equation-based estimator  $\widehat{\Omega}_{ee}^{(j)}(c)$  of  $\Omega_{P_0}^{(j)}(c)$ , which is equivalent to the one-step estimator, can then be constructed as follows:

**Step I:** For each  $k \in [K]$ , construct the cross-fitted, estimating equation estimator  $\widehat{\Omega}_{ee,k}^{(j)}(c) = \Omega_{\widehat{P}_k}^{(j)}(c) + \mathbb{P}_{n,k} D_{\widehat{P}_k}^{(j)*}(c)$ ;

**Step II:** Construct the final cross-fitted estimating equation estimator as  $\widehat{\Omega}_{ee}^{(j)}(c) = \frac{1}{K} \sum_{k=1}^K \widehat{\Omega}_{ee,k}^{(j)}(c)$ .

We summarize our proposed asymptotically size- $\alpha$  test below:

**Step I:** For each  $k \in [K]$  and a fixed  $c$ , construct the cross-fitted, estimating equation-based estimator  $\widehat{\Omega}_{ee}^{(j)}(c)$ .

**Step II:** Define  $\mathcal{X}_n = \{\mathbf{X}_1, \dots, \mathbf{X}_n\}$ . Let  $Q_{n,\alpha}^{(j)}$  be the  $1 - \alpha$  quantile of  $\|\widehat{\mathbb{H}}_n^{(j)}\|_{P_{n,p}}$ , where  $(\widehat{\mathbb{H}}_n^{(j)}(\mathbf{X}_1), \dots, \widehat{\mathbb{H}}_n^{(j)}(\mathbf{X}_n))$  is distributed to a mean-zero multivariate normal distribution with  $(s, t)$ -th element of covariance matrix given by  $\Sigma_n^{(j)}(X_s, X_t)$ , where  $\Sigma_n^{(j)}(s, t) = \frac{1}{K} \sum_{k=1}^K \mathbb{P}_{n,k} \left\{ D_{\widehat{P}_{n,k}}^{(j)*}(s) D_{\widehat{P}_{n,k}}^{(j)*}(t) \right\}$ ,  $1 \leq s, t \leq n$ , conditional on data  $(O_1, \dots, O_n)$ .

**Step III:** Define the test:  $T_{np,\alpha}^{(j)} = \mathbb{1}\{\sup_i \|\widehat{\Omega}^{(j)}(\mathbf{X}_i)\|_{P_n,p} > Q_{n,\alpha}^{(j)}\}$ .

Theorem 7 summarizes the properties of the proposed test  $T_{np,\alpha}^{(j)}$ .

**Theorem 7.** *Under regularity conditions specified in Supplemental Material S2.13,*

1.  $T_{np,\alpha}^{(j)}$  is an asymptotically size  $\alpha$  test.
2. The asymptotic power of  $T_{np,\alpha}^{(j)}$  is 1.
3.  $T_{np,\alpha}^{(j)}$  has non-trivial power under local alternative distributions  $P_n$ :

$$\lim_{n \rightarrow \infty} \int \left[ n^{1/2} \left( dP_n^{1/2} - dP_0^{1/2} \right) - \frac{1}{2} h dP_0^{1/2} \right] = 0,$$

where  $h$  is a score function with  $P_0 h = 0$  and  $P_0 h^2 < \infty$ .

**Remark 6** (Choice of  $p$ ). *Two choices of  $p$  are often adopted in the literature:  $p = 2$ , corresponding to the Cramer-von Mises-type test, and  $p = \infty$ , corresponding to the Kolmogorov-Smirnov-type test.*

**Remark 7** (Computation cost). *Unlike  $T_{Wald}^{(j)}$ , the proposed non-parametric  $L^p$  norm-based tests are computationally challenging when the dimension of  $\mathbf{X}$  is moderately large, because the procedure requires simulating a Gaussian process indexed by a subset of  $\mathbb{R}^{d_x}$ . On the other hand, the computation cost of the best least squares projection-based test is essentially agnostic to the dimension of  $\mathbf{X}$ .*

## 6 Simulation study

We have three goals in this simulation study. First, we investigate the finite-sample performance of the proposed estimators for SWATE. Second, we investigate the level of each projection-based test for the null hypotheses  $H_0^{(j)}$ . Because test  $T_{Wald,\alpha}^{(j)}$  developed for  $H_0^{(j)}$ ,  $j = 1, 2, 3$ , can each be used to test the same null hypothesis Assumption H(i) or H(ii), we also compare their power. Third, we compare the level and power of the projection-based test and two non-parametric  $L^p$  norm-based tests.



## 6.1 Estimation of SWATE

We generate datasets according to the following factorial design:

**Sample sizes:**  $N = 1000, 2000, 5000$  and  $10000$ .

**Baseline covariates:** We consider a eight-dimensional covariate  $\mathbf{X} = (\mathbf{X}_1, \mathbf{X}_2, \dots, \mathbf{X}_8)$ , where

$(\mathbf{X}_1, \mathbf{X}_2, \mathbf{X}_3) \sim \mathcal{MVN}(\mu, \Sigma)$ , with  $\mu = (0, 1, -0.5)$ ,  $\Sigma = \begin{pmatrix} 1 & 0.2 & -0.3 \\ 0.2 & 1 & 0.1 \\ -0.3 & 0.1 & 1 \end{pmatrix}$ , and truncated at  $-4$  and  $4$ ,  $\mathbf{X}_4, \mathbf{X}_5, \mathbf{X}_6 \sim \text{Bernoulli}(0.5)$ ,  $\mathbf{X}_7 \sim \text{Uniform}(-3, 3)$ , and  $\mathbf{X}_8 \sim \text{Binomial}(4, 0.5)$ .

**Instrumental variable:** We generate a binary stratification variable  $G \in \{a, b\}$  according to  $P(G = a) = 1 - \text{expit}(1 + 0.2X_1 - 0.1X_2 + 0.3X_3)$  and  $P(G = b) = 1 - P(G = a)$ , where  $\text{expit}(x) = \exp(x)/(1 + \exp(x))$  is the inverse of the logit function. Conditioning on  $G = a$  or  $b$ , we then generate a binary IV  $Z \in \{0_a, 1_a\}$  when  $G = a$  and  $Z \in \{0_b, 1_b\}$  when  $G = b$  as follows:

$$P(Z = 1_a | G = a) = \text{expit}(1 + 0.5X_1 - X_2 + 0.7X_3),$$

$$P(Z = 1_b | G = b) = \text{expit}(0.5 + 0.6X_1 + 0.3X_2 + 0.4X_3).$$

According to this data generating process, the IV assignment is dependent on observed covariates and different for  $G = a$  or  $b$ .

**Unmeasured confounder:** We generate an unmeasured confounder  $U \sim \mathcal{N}(0, 0.6)$ . Scalar representation of unobserved confounding is widely adopted in the literature and referred to as a “principal unobserved covariate” (Rosenbaum and Rubin, 2023).

**Principal stratum:** The principal stratum status of participant  $i$ , denoted as  $S_i$ , is generated via a multinomial distribution:  $P(S_i = j) = \frac{g_j}{\sum_j g_j}$ ,  $j \in \{\text{ANT}, \text{SW1}, \text{SW2}, \text{AT-NT}, \text{ACO}, \text{NT-AT}, \text{AAT}\}$ . The principal strata  $\text{SW1}$  and  $\text{SW2}$  correspond to participants who convert from always-takers or never-takers to compliers, respectively. We specify  $g_j$  as follows:

$$\begin{aligned} g_{\text{ANT}} &= \exp(1 - X_2 + 0.7X_3 + 0.3U), & g_{\text{SW1}} &= \exp(\alpha_1 + \alpha_2(X_1 + 2X_2 - X_3) + \alpha_3U), \\ g_{\text{SW2}} &= \exp(\alpha_1 + \alpha_2(-X_1 - 2X_2) + \alpha_3U), & g_{\text{AT-NT}} &= \exp(1 + 0.5X_1 + X_2 + 0.5X_3 + 0.5U), \\ g_{\text{ACO}} &= \exp(1 + 0.8X_1 - 2X_2 - 2X_3 + 0.5U), & g_{\text{NT-AT}} &= \exp(1 - 0.5X_1 - 1X_2 - 0.5X_3 - 0.5U), \\ g_{\text{AAT}} &= \exp(1 + 2X_1 + 2X_3 - U), \end{aligned}$$

where parameters  $(\alpha_1, \alpha_2, \alpha_3)$  control the proportions of switchers. We consider the following 4

choices of  $(\alpha_1, \alpha_2, \alpha_3)$ :  $(-0.2, 0.1, 0.0005)$ ,  $(0.5, 0.2, 0.05)$ ,  $(0.3, 0.5, 0.1)$ , and  $(1, 1, 1)$ , corresponding to 11%, 22%, 32%, and 66% switchers in the population, respectively.

**Treatment received:** Treatment received  $D$  is determined by  $Z$  and  $S$ .

**Outcome:** We consider two sets of data generating processes for potential outcomes: For a continuous outcome, we generate  $Y(0) = 1 + X_1 + X_2 + X_3 + X_4 + U + \epsilon$  and  $Y(1)$  as follows:

$$\begin{aligned} Y(1) = & \mathbb{1}\{S = \text{ANT or AAT}\} \cdot (1 + X_1 + 2X_2 + 2X_3 + X_4 + U) \\ & + \mathbb{1}\{S = \text{AT-NT or NT-AT}\} \cdot (1 + X_1 + X_2 + 2X_3 + X_4 + U) \\ & + \mathbb{1}\{S = \text{SWI}\} \cdot (\beta_1 + \beta_2 X_1 + 2X_2 + \beta_3 X_3 + X_4 + U) \\ & + \mathbb{1}\{S = \text{ACO}\} \cdot (1 + X_1 + 2X_2 + 0.2X_2^2 + X_3 + X_4 + U) + \epsilon, \end{aligned}$$

where  $(\beta_1, \beta_2, \beta_3) = (2, 2, 2)$  or  $(4, 4, 4)$  control the effect size of SWATE, and  $\epsilon \sim \mathcal{N}(0, 1)$ .

For a binary outcome, potential outcomes are generated as follows:

$$\begin{aligned} P(Y(0) = 1) = & \mathbb{1}\{S = \text{ANT or AAT}\} \cdot \text{expit}(1 + X_1 + 2X_2 + 2X_3 + X_4 + X_5 - X_6 - X_7 + X_8 + U) \\ & + \mathbb{1}\{S = \text{AT-NT or NT-AT}\} \cdot \text{expit}\{1 + X_1 + X_2 + 2X_3 + X_4 + X_5 - X_6 - X_7 + X_8 + U\} \\ & + \mathbb{1}\{S = \text{SWI}\} \cdot \text{expit}(\beta_1 + \beta_2 X_1 + 2X_2 + X_3 + \beta_3 X_6 - X_7 + 2X_8 + U) \\ & + \mathbb{1}\{S = \text{ACO}\} \cdot \text{expit}(1 + X_1 + 2X_2 + 0.2X_2^2 + X_3 + X_4 + X_5 - X_6 - X_7 + X_8 + U), \end{aligned}$$

$$P(Y(1) = 1) = \text{expit}(1 + X_1 + X_2 + X_3 + U),$$

where  $(\beta_1, \beta_2, \beta_3) = (0, 1, -1)$  or  $(0, 2, -3)$  control the size of SWATE. For a binary outcome, SWATE is the causal risk difference (RD) among switchers. The ground truth SWATE was calculated using Monte Carlo methods based on a simulated dataset of size 1 million.

According to the above data generating processes, nuisance functions in the canonical gradient do not have explicit forms. For each simulated dataset, we constructed the proposed estimator  $\widehat{\psi}_{ee}$  with all nuisance functions estimated using the R (R Core Team, 2013) package **SuperLearner** (Van der Laan et al., 2007). Specifically, we included the random forest and generalized linear models in the SuperLearner library. For each of the  $2 \times 4 \times 3 \times 2 = 48$  settings determined by the outcome type, sample size,  $(\alpha_1, \alpha_2, \alpha_3)$  and  $(\beta_1, \beta_2, \beta_3)$ , we repeated the simulation 1000 times. The standard error of  $\widehat{\psi}_{ee}$  was estimated based on the efficient influence function, as described in Section 4.3.

Figure S.1 plots the sampling distributions of estimating equation-based estimators for various

combinations of sample size and switcher proportion when the outcome is continuous and  $\beta = (2, 2, 2)$ . The true values of SWATE are superimposed as red dash lines. Overall, the sampling distributions appeared normal except in settings where both the proportion of switchers and the sample size are small (e.g.,  $n = 1000$  with 11% switchers). For a fixed proportion of switchers, the sampling distributions are more concentrated around the true values as the sample size increases. Similarly, for a fixed sample size, the sampling distribution becomes more concentrated around the true values as the proportion of switchers increases. Table 2 further reports the bias, relative bias and coverage probability for different settings. We have observed some consistent trends. First, when the proportion of switchers is small, say 11%, then a large sample size (e.g.,  $n = 10000$ ) is needed for the proposed estimator to achieve a small relative bias and its 95% confidence intervals to achieve nominal coverage. This phenomenon is known as the weak IV bias (see, e.g., Bound et al., 1995; Andrews et al., 2019). On the other hand, when the proportion of switchers is relatively high (e.g., 66%), then the relative bias is small and the coverage attains approximately its nominal level for a moderately large sample size. For instance, when  $\beta = (2, 2, 2)$ , the relative bias of the proposed estimator is 2.1% and the coverage of the 95% CI is 94.1% when the sample size is as small as 1000. Table 2 also reports the proportion of times the estimator becomes unstable. This only happened when both the sample size and proportion of switchers were small. For instance, when  $n = 2000$  and the proportion of switchers is 32%, none of the 1000 simulated datasets returned an unstable estimator. On the other hand, the one-step estimator was a bit more unstable compared to the estimating equation-based estimator; see Table S3 in Supplemental Material S3.

Overall, our simulation studies suggest that when the sample size times the proportion of switchers is greater than 500, the performance of our proposed estimator is favorable with small relative bias and close-to-nominal coverage. Simulation results for a binary outcome are qualitatively similar; see Supplemental Material S3 for details.

## 6.2 Testing implications of homogeneity

We evaluate and compare the level and power of the best linear projection-based test,  $L^2$  norm-based tests (Cramer-von Mises-type), and  $L^\infty$  norm-based tests (Kolmogorov-Smirnov-type) under various data generating processes in this section. Datasets were generated according to the following factorial design:

Table 2: Simulation results for  $\hat{\psi}_{ee}$  when the outcome is continuous. Column **SWATE** reports the true values of SWATE under each setting. Column **Estimate** reports the average point estimates (excluded if the absolute value exceeded 500). Column **SE Est** reports the 90% Winsorized mean of standard error estimates. Column **Acc. Rate** reports the proportion of point estimates not truncated.

$\beta$	SW%	SWATE	Sample Size	Estimate	Rel. Bias	Bias	SE Est	Coverage	Acc. Rate
(2,2,2)	11%	0.917	1000	-1.202	-0.610	-0.559	43.614	0.906	99.8%
			2000	0.765	-2.244	-2.060	10.774	0.923	99.9%
			5000	1.052	0.147	0.135	1.018	0.941	100%
			10000	1.019	0.110	0.101	0.546	0.938	100%
	22%	1.019	1000	0.799	-0.216	-0.220	4.852	0.909	100%
			2000	1.130	0.109	0.111	0.966	0.949	100%
			5000	1.081	0.061	0.062	0.430	0.961	100%
			10000	1.053	0.033	0.034	0.273	0.954	100%
	32%	1.377	1000	1.838	0.334	0.461	1.259	0.942	100%
			2000	1.486	0.079	0.108	0.606	0.962	100%
			5000	1.383	0.004	0.005	0.304	0.959	100%
			10000	1.378	0.000	0.000	0.202	0.961	100%
	66%	1.557	1000	1.590	0.021	0.033	0.341	0.941	100%
			2000	1.553	-0.003	-0.004	0.210	0.949	100%
			5000	1.560	0.002	0.003	0.122	0.946	100%
			10000	1.560	0.002	0.003	0.083	0.949	100%
(4,4,4)	11%	0.906	1000	1.518	0.674	0.612	51.315	0.924	100%
			2000	1.273	3.698	3.354	9.969	0.937	99.9%
			5000	1.168	0.288	0.261	1.216	0.953	100%
			10000	1.111	0.225	0.204	0.607	0.931	100%
	22%	1.146	1000	1.258	0.097	0.111	5.562	0.921	100%
			2000	1.328	0.158	0.181	1.298	0.964	100%
			5000	1.213	0.058	0.066	0.546	0.968	100%
			10000	1.152	0.004	0.005	0.340	0.953	100%
	32%	1.699	1000	1.814	0.068	0.115	1.721	0.944	100%
			2000	1.966	0.157	0.267	0.853	0.962	100%
			5000	1.741	0.024	0.041	0.425	0.969	100%
			10000	1.735	0.021	0.036	0.278	0.961	100%
	66%	2.315	1000	2.336	0.009	0.020	0.574	0.953	100%
			2000	2.336	0.009	0.021	0.350	0.964	100%
			5000	2.302	-0.006	-0.014	0.202	0.960	100%
			10000	2.306	-0.004	-0.010	0.138	0.973	100%

**Sample sizes:**  $N = 2000, 5000, \text{ and } 10000$  for the projection-based tests.  $N = 2000$  and  $5000$  for non-parametric tests ( $L^2$  and  $L^\infty$  norm-based). We did not pursue  $N = 10000$  for the non-parametric tests because of the large computation cost.

**Baseline covariates:** We consider  $\mathbf{X} = (\mathbf{X}_1, \mathbf{X}_2)$  from a bivariate normal distribution with  $\mu = (0, 0)$  and  $\Sigma = I_2$ .

**Instrumental variable:** We generate a stratification variable  $G \in \{a, b\}$  as follows:

$$P(G = a) = \text{expit}(0.1\mathbb{1}\{X_1 > 0\} - 0.1\mathbb{1}\{X_2 > 0\}).$$

We generate a binary IV for  $G = a$  or  $b$  as follows:

$$\begin{aligned} P(Z = 1_a \mid G = a) &= 0.5 + 0.1\mathbb{1}\{X_1 > 0\} - 0.1\mathbb{1}\{X_2 > 0\}, \\ P(Z = 1_b \mid G = b) &= 0.5 - 0.1\mathbb{1}\{X_1 > 0\} + 0.1\mathbb{1}\{X_2 > 0\}. \end{aligned}$$

**Unmeasured confounder:** We generate an unmeasured confounder  $U \sim \mathcal{N}(-0.3, 0.3)$ .

**Principal stratum:** The principal stratum status of participant  $i$ , denoted as  $S_i$ , is generated through a multinomial distribution. To this end, we define  $g_j$  as follows:

$$\begin{aligned} g_{\text{ANT}} &= \exp(1 - X_2 + 0.3\mathbb{1}\{U > 0\}), & g_{\text{SW1}} &= \exp(3.5 + 0.5X_1 + X_2 + 0.1\mathbb{1}\{U > 0\}), \\ g_{\text{SW2}} &= \exp(3.5 + 0.5X_1 + X_2 + 0.1\mathbb{1}\{U > 0\}), & g_{\text{AT-NT}} &= \exp(1 + 0.5X_1 + X_2 + 0.5\mathbb{1}\{U > 0\}), \\ g_{\text{ACO}} &= \exp(1 + 0.8X_1 - 2X_2 + 0.5\mathbb{1}\{U > 0\}), & g_{\text{NT-AT}} &= \exp(1 - 0.5X_1 - 1X_2 - 0.5\mathbb{1}\{U > 0\}), \\ g_{\text{AAT}} &= \exp(1 + 2X_1 - \mathbb{1}\{U > 0\}), \end{aligned}$$

and let  $P(S_i = j) = \frac{g_j}{\sum_j g_j}$  for  $j \in \{\text{ANT}, \text{AT-NT}, \text{NT-AT}, \text{AAT}\}$ ,  $P(S = \text{SW1}) = P(S = \text{SW2}) = \frac{(1-\alpha) \cdot (g_{\text{SW1}} + g_{\text{SW2}} + g_{\text{ACO}})}{2 \sum_j g_j}$ , and  $P(S = \text{ACO}) = \frac{\alpha \cdot (g_{\text{SW1}} + g_{\text{SW2}} + g_{\text{ACO}})}{\sum_j g_j}$ , where  $\alpha$  controls the proportion of switchers. We let  $\alpha = 0.1, 0.2, 0.4, 0.6, 0.8, \text{ and } 0.9$ , which correspond to 9%, 18%, 36%, 54%, 72%, and 81% switchers, respectively. Under this data generating process, the proportion of switchers and always-compliers, i.e.,  $P(S = \text{SW}) + P(S = \text{ACO})$ , is fixed at 90%.

**Treatment received:** Treatment received  $D$  is determined by  $Z$  and  $S$ .

**Outcome:** We consider the following data generating process for potential outcomes:

$$Y(0) = 1 + X_1 + X_2 + U + \epsilon,$$

$$Y(1) = \mathbb{1}\{S = \text{ANT or AAT}\} \cdot (1 + X_1 + X_2 + U) + \mathbb{1}\{S = \text{AT-NT or NT-AT}\} \cdot (1 + X_1 + X_2 + U) \\ + \mathbb{1}\{S = \text{SW}\} \cdot (\beta_1 + \beta_2 X_1 + \beta_3 X_2 + U) + \mathbb{1}\{S = \text{ACO}\} \cdot (1 + 2X_1 + 2X_2 + U) + \epsilon,$$

where parameters  $(\beta_1, \beta_2, \beta_3)$  control the effect size of SWATE, and  $\epsilon \sim N(0, 1)$ . We consider  $(\beta_1, \beta_2, \beta_3) = (1, 2, 2)$ ,  $(1, 2.5, 2.5)$ , and  $(2, 3, 3)$ . When  $\beta = (1, 2, 2)$ , the null hypothesis  $H_0^{(j)}$  holds, i.e.,  $\theta_{P_0}^{(j)} = 0$ . Conversely,  $\beta = (1, 2.5, 2.5)$  and  $(2, 3, 3)$  correspond to  $\theta_{P_0}^{(j)} \neq 0$ . For each null hypothesis  $H_0^{(j)}$ ,  $j = 1, 2, 3$ , we construct the projection-based,  $L^2$  norm-based, and  $L^\infty$  norm-based tests and repeated the simulation 1000 times.

Figure S.5 in the Supplemental Material S3 plots the nominal Type-I error rate versus the empirical rejection proportion for the projection-based test. For  $T_{\text{Wald},\alpha}^{(1)}$  that compares  $\text{SWATE}_{P_0}(\mathbf{X})$  to  $\text{ACOATE}_{P_0}(\mathbf{X})$ , the rejection fraction aligns well with the nominal level when the proportion of switchers is not too high or too low. On the other hand, the approximation of the null distribution is not accurate when the proportion of switchers is small and hence  $\text{SWATE}_{P_0}(\mathbf{X})$  is not accurately estimated, or when the proportion of always-compliers is small and hence  $\text{ACOATE}_{P_0}(\mathbf{X})$  is not well estimated. Analogously, the null distribution of  $T_{\text{Wald},\alpha}^{(2)}$  is best approximated when the proportion of switchers is small and that of  $T_{\text{Wald},\alpha}^{(3)}$  is best approximated when the proportion of switchers is large. Importantly, we did not observe an inflation of type-I error for a level-0.05 test in any setting. We observed similar patterns for the Type-I error control for the  $L^2$  and  $L^\infty$  norm-based tests (Figure S.6 and S.8 in the Supplemental Material S4).

Figure 1 further compares the power of each test under different settings. In all settings, when the proportion of switchers is small (e.g., 9% and 18%),  $T_{\text{Wald},0.05}^{(2)}$  often outperforms  $T_{\text{Wald},0.05}^{(1)}$  and  $T_{\text{Wald},0.05}^{(3)}$ , and  $T_{\text{Wald},0.05}^{(3)}$  is the least powerful. When the proportion of switchers is high (e.g., 72% and 81%),  $T_{\text{Wald},0.05}^{(3)}$  is the most powerful among three tests. Lastly, when the proportion of switchers is moderate (e.g., 36% and 54%),  $T_{\text{Wald},0.05}^{(2)}$  outperforms the other two tests although the three tests have similar performance when the sample size is large. As the sample size increases, the power of all three tests increases. In empirical studies, we would recommend  $T_{\text{Wald},0.05}^{(2)}$  when the proportion of always-compliers is high and  $T_{\text{Wald},0.05}^{(3)}$  when the proportion of switchers is high.

Figure S.7 and S.9 in the Supplemental Material S4 are analogous to Figure 1 and exhibit the

power of each non-parametric test. We found the power of the projection-based test considerably higher than that of either non-parametric test when the conditional treatment effects are linear in covariates. The power of the Cramer-von Mises-type tests almost equaled its nominal Type-I error rate except when both the effect size and sample size were large (e.g. when  $\beta = (2, 3, 3)$  and  $N = 5000$ ).

We then considered additional data generating processes where the conditional treatment effects are nonlinear in covariates; see Supplemental Material S5. Under these scenarios, we observed a significant improvement in the power of both non-parametric tests. Nevertheless, we found that projection-based tests still had more favorable or comparable power compared to two non-parametric alternatives; see Figures S.10—S.15 in Supplementary Material S5 for details.

Finally, we compared the computation cost of the projection-based and  $L^p$  norm-based, non-parametric tests. When  $n = 5000$ , it took roughly one minute to conduct a projection-based test, with cross-fitting using machine learning methods taking the most computation time. On the other hand, it took more than 15 minutes to conduct a  $L^p$  norm-based, non-parametric test, as simulating a Gaussian process could be computationally intensive.

## 7 Revisiting the PLCO study

We applied our developed nested IV framework to re-analyzing the Prostate, Lung, Colorectal and Ovarian (PLCO) Cancer Screening Trial. We first focused on the Henry Ford Health System, which shifted from dual to single consent in the middle of 1997. Our analysis cohort consisted of participants who enrolled prior to 1997 ( $G = a$ ) and after 1997 ( $G = b$ ). We excluded those enrolled during 1997. Table 3 summarizes important baseline covariates and treatment uptake (attending first scheduled cancer screening or not) by stage and treatment assignment. Participants enrolled in the two stages differed moderately in their baseline covariates; within each stage, participants were comparable in the treatment and control arms due to randomization.

After the study switched to a single consent process, the compliance rate increased. The unadjusted compliance rate was estimated to be 80.1% after 1997 compared to 50.9% before 1997. One might suspect that the shift in the covariate distribution contributed to this difference, so we further estimated the covariate-adjusted compliance rate, which was estimated to be 84.9% after

Table 3: Baseline characteristics by study stages and arms. Continuous variables are presented as mean (sd) and categorical variables are presented as count (proportion).

	Prior to 1997 ( $G = a$ )		After 1997 ( $G = b$ )	
	Control arm	Treatment arm	Control arm	Treatment arm
Samplpe size	4,210	4,204	4,970	4,978
Treatment uptake (%)				
No screening	4210 (100.0)	2063 (49.1)	4970 (100.0)	989 (19.9)
Screening	0 ( 0.0)	2141 (50.9)	0 ( 0.0)	3989 (80.1)
Age	64.75 (5.09)	64.69 (5.08)	60.40 (5.26)	60.42 (5.31)
Sex (%)				
Female	2642 ( 62.8)	2638 (62.7)	2810 ( 56.5)	2798 (56.2)
Male	1568 ( 37.2)	1566 (37.3)	2160 ( 43.5)	2180 (43.8)
Race (%)				
White	3346 ( 79.5)	3289 (78.2)	4266 ( 85.8)	4278 (85.9)
Minority	864 ( 20.5)	915 (21.8)	704 ( 14.2)	700 (14.1)
Education (%)				
No high school	585 ( 13.9)	616 (14.7)	351 ( 7.1)	369 ( 7.4)
High school	1775 ( 42.2)	1639 (39.0)	1586 ( 31.9)	1589 (31.9)
College or above	1850 ( 43.9)	1949 (46.4)	3033 ( 61.0)	3020 (60.7)
Smoking Status (%)				
Non-smoker	1803 ( 42.8)	1798 (42.8)	2101 ( 42.3)	2076 (41.7)
Current smoker	562 ( 13.3)	573 (13.6)	700 ( 14.1)	729 (14.6)
Former smoker	1845 ( 43.8)	1833 (43.6)	2169 ( 43.6)	2173 (43.7)
BMI (%)				
< 25	1439 ( 34.2)	1446 (34.4)	1438 ( 28.9)	1486 (29.9)
> 25	2771 ( 65.8)	2758 (65.6)	3532 ( 71.1)	3492 (70.1)
Colorectal cancer (%)				
No Confirmed Cancer	4128 ( 98.1)	4139 (98.5)	4905 ( 98.7)	4920 (98.8)
Confirmed Cancer	82 ( 1.9)	65 ( 1.5)	65 ( 1.3)	58 ( 1.2)
Following time	12.08 (3.87)	11.45 (4.47)	9.64 (2.31)	9.55 (2.47)
Rate (per 1000 person-yrs)	1.61	1.35	1.36	1.22



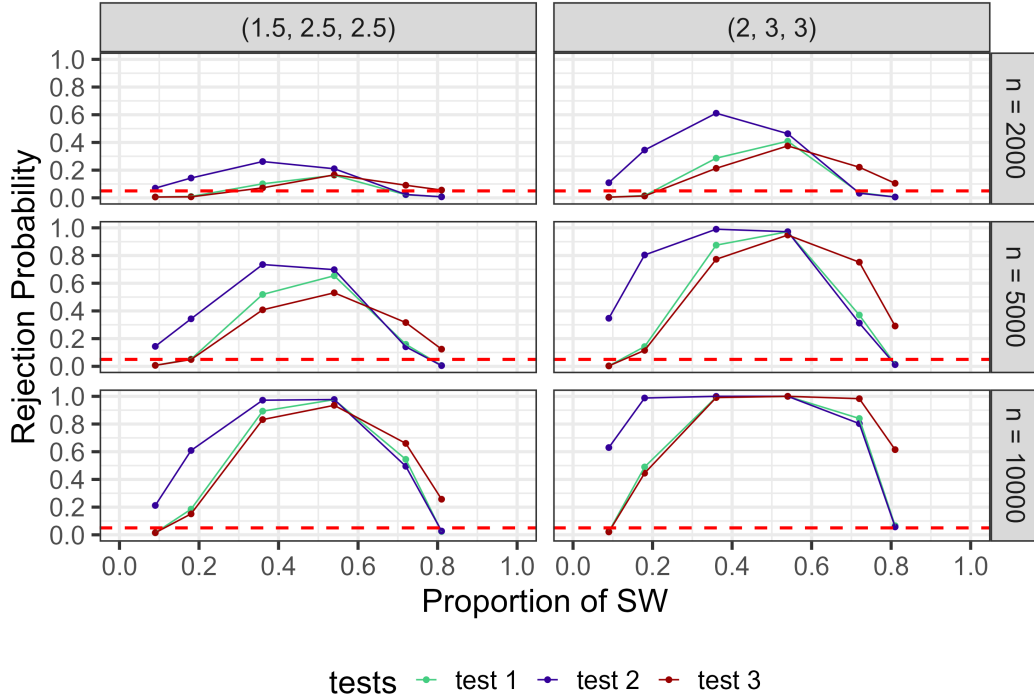


Figure 1: Comparison of power for the projection-based tests. The red dashed lines correspond to the nominal level. Test 1 compares  $\text{SWATE}_{P_0}(\mathbf{X})$  to  $\text{ACOATE}_{P_0}(\mathbf{X})$ ; test 2 compares  $\text{COATE}_{P_0}(\mathbf{X})$  to  $\text{ACOATE}_{P_0}(\mathbf{X})$ ; test 3 compares  $\text{COATE}_{P_0}(\mathbf{X})$  to  $\text{SWATE}_{P_0}(\mathbf{X})$ .

1997 compared to 52.6% before 1997. These results immediately imply that (1) the moderate shift in the baseline covariates between two stages *did not* fully explain the significant improvement in the marginal compliance rate; and (2)  $84.9\% - 52.6\% = 32.3\%$  participants were estimated to be “switchers” under the nested IV framework. Who were these switchers that responded to the shift in the consent process? Table 4 summarizes the mean of each baseline covariate in the switcher and always-complier groups using Proposition 2. Interestingly, although always-compliers and switchers were similar in age and smoking status, switchers were more likely to be female, white, and having  $\text{BMI} < 25$ .

We then estimated the SWATE using the proposed one-step estimator and the estimating equation-based estimator. Our outcome of interest is 15-year colorectal cancer incidence. When implementing the estimators, we used the superlearner with a library consisting of `glm` and `randomforest` to estimate nuisance functions including  $P_0(Z = z \mid G = g, \mathbf{X} = \mathbf{x})$ ,  $P_0(G = g \mid \mathbf{X} = \mathbf{x})$ ,  $\mathbb{E}_{P_0}[D \mid Z = z, \mathbf{X} = \mathbf{x}]$ , and  $\mathbb{E}_{P_0}[Y \mid Z = z, \mathbf{X} = \mathbf{x}]$ . The 15-year risk difference was estimated to be 0.9% (95% CI: -1.8% to 3.6%) for switchers and -1.1% (95% CI: -2.3% to 0.1%) for always-

Table 4: Estimated baseline characteristics of switchers (SW) and always-compliers (ACO)

	Switchers	Always-compliers
Age	62.6	62.1
Sex (%)		
Female	71.6%	50.4%
Male	28.4%	49.6%
Race (%)		
White	88.0%	80.8%
Minority	12.0%	19.2%
Education (%)		
No high school	9.3%	10.0%
High school	40.0%	33.1%
College or above	50.7%	56.9%
Smoking Status (%)		
Non-smoker	41.5%	42.8%
Current smoker	15.3%	12.1%
Former smoker	43.2%	45.1%
BMI (%)		
< 25	36.0%	28.7%
> 25	64.0%	71.3%

compliers based on the one-step estimator. The results obtained from the estimating equation-based estimator were similar: 1.1% (95% CI: -1.6% to 3.8%) for switchers and -1.1% (95% CI: -2.3% to 0.1%) for always-compliers. On the other hand, the Wald estimators with bootstrapped confidence intervals were less accurate, with an estimated risk difference of 1.1% (95% CI: -1.8% to 4.0%) for switchers and -0.7% (95% CI: -1.8% to 0.4%) for always-compliers.

Finally, we tested the null hypothesis that the effect of cancer screening on colorectal cancer rate was the same for all principal strata, within strata defined by 6 observed covariates including age, sex, race, education, smoking status, and BMI. The test statistic equaled 7.31, 9.29 and 7.75 for three best-projection-based tests  $T_{\text{Wald},0.05}^{(1)}$ ,  $T_{\text{Wald},0.05}^{(2)}$ , and  $T_{\text{Wald},0.05}^{(3)}$ , respectively. The 95% quantile of a  $\chi^2(9)$  distribution is 16.92; hence, results from all these tests did not provide evidence supporting further effect heterogeneity among latent principal strata within strata defined by 6 observed covariates.

In Supplemental Material S.6, we presented an integrated analysis of data from three clinical sites participating in the PLCO trial, including the Henry Ford Health system during the dual consent stage ( $G = a$ ), University of Colorado ( $G = b$ ), and University of Alabama at Birmingham

( $G = c$ ). We consider the following nested IV assumption: IV pair  $\mathcal{Z}_a = \{1_a, 0_a\}$  is nested in  $\mathcal{Z}_b = \{1_b, 0_b\}$  and  $\mathcal{Z}_c = \{1_c, 0_c\}$ . Hence, two separate switcher populations can be defined accordingly, one associated with  $\mathcal{Z}_a$  and  $\mathcal{Z}_b$  and the other with  $\mathcal{Z}_a$  and  $\mathcal{Z}_c$ . We characterize the switcher population characteristics and found that two switcher populations look similar and both resemble the switcher population in Table 4. We also found little evidence supporting additional effect heterogeneity within latent principal strata within strata defined by observed covariates.

## 8 Discussion

In this work, we systematically study the problem with a pair of nested instrumental variables. We show that the switcher average treatment effect, or SWATE, can be non-parametrically identified under a novel nested IV assumption and develop an efficient-influence-function-based estimator for it. We also develop a projection-based test and a non-parametric test that formally assess the effect-homogeneity-type assumptions under our proposed nested IV framework.

Our paper contributes to the discussion on violation of the SUTVA (Imbens and Rubin, 2015). In the PLCO trial and similar multicentre or multiphase trials, there may exist multiple versions of encouragement for treatment uptake, a subtlety that could be easily overlooked. In the presence of multiple versions of an IV, the usual intention-to-treat effect and the Wald estimand do not have their usual causal interpretations. The differentiation between two distinct versions of IV gives us an opportunity to study additional principal causal effects induced by the nested IV structure and test for effect heterogeneity. Interestingly, our identified conditional switcher average treatment has a similar form as the conditional ATE under the so-called instrumented difference-in-differences setting (Ye et al., 2023); however, the SWATE estimand proposed in this article is obtained by integrating over the covariate distribution among switchers, while Ye et al.’s (2023) marginalized estimand is obtained by integrating over the covariate distribution of the entire study population. Furthermore, in our setting, the abundance of principal strata complicates the model for treatment uptake and potential outcomes; hence, the current article focused on non-parametric estimators that permit using flexible non-parametric methods for nuisance functions estimation rather the usual doubly robust estimators that require correct specification for parametric nuisance models (Rotnitzky et al., 2020).

Our methods also provide some insight into testing the equality of two function-valued parameters (Hudson et al., 2021, 2023). We provide a general framework for such testing problems by projecting the function-valued parameter to a subspace of  $L^2(P)$ . In principle, one can project the parameters onto an infinite-dimensional space; in practice, projection onto a finite dimensional space suffices for type-I error control and appears to have good finite-sample power. Moreover, compared to a non-parametric test, e.g., our generalization of Westling (2022), a projection-based test is computationally more efficient and easier to implement when covariates are of moderate to high dimension.

Switcher average treatment effect is an example of the principal treatment effect. Principal effects are sometimes criticized for not being the most relevant for clinical decision making as they are concerned about the effects among unidentified subgroups; however, SWATE is clinically meaningful when researchers are interested in the practical utility of improving the compliance: a small SWATE effectively conveys the message that the marginal gain of improving compliance may be low for a target population, while a large SWATE could be an encouraging marching order for implementation scientists to investigate how to improve treatment adherence which has potential to translate to improved clinical outcomes.

The assumption of mean exchangeability over  $G$ , which may represent time (as in the analysis of the policy shift in Henry Ford Health System in Section 7) or different clinical sites (as in the integrated analysis of multicentre trial data in Supplemental Material S6.1), is crucial. In the case of a sudden policy shift, an unconditional version of mean exchangeability may be sufficient, as  $G$  is likely to be exogenous. However, in the integrated clinical trial analysis, differences in trial participation between the University of Colorado and Henry Ford Health System could influence the effect of the IV on treatment uptake, or even the effect of treatment uptake on clinical outcomes. Therefore, conditioning on observed covariates is necessary to reduce the risk of residual confounding.

In general, even a valid IV cannot point identify the marginal and conditional treatment effects without restricting heterogeneity in some sense. Since it was an aim of this work to investigate treatment effect heterogeneity with non-compliance, we did not impose these type of restrictions. It is an interesting question for future work whether alternative non-principal interpretations of the ACOATE and SWATE functionals exist, without imposing homogeneity. In this article, we focus

on identifying and estimating the SWATE using individual-level data.

## References

- Andrews, I., Stock, J. H., and Sun, L. (2019). Weak instruments in instrumental variables regression: Theory and practice. *Annual Review of Economics*, 11(1):727–753.
- Angrist, J. D., Imbens, G. W., and Rubin, D. B. (1996). Identification of causal effects using instrumental variables. *Journal of the American Statistical Association*, 91(434):444–455.
- Baiocchi, M., Cheng, J., and Small, D. S. (2014). Instrumental variable methods for causal inference. *Statistics in Medicine*, 33(13):2297–2340.
- Baiocchi, M., Small, D. S., Lorch, S., and Rosenbaum, P. R. (2010). Building a stronger instrument in an observational study of perinatal care for premature infants. *Journal of the American Statistical Association*, 105(492):1285–1296.
- Bound, J., Jaeger, D. A., and Baker, R. M. (1995). Problems with instrumental variables estimation when the correlation between the instruments and the endogenous explanatory variable is weak. *Journal of the American Statistical Association*, 90(430):443–450.
- Brookhart, M. A. and Schneeweiss, S. (2007). Preference-based instrumental variable methods for the estimation of treatment effects: assessing validity and interpreting results. *The international journal of biostatistics*, 3(1).
- Chernozhukov, V., Chetverikov, D., Demirer, M., Duflo, E., Hansen, C., and Newey, W. (2018a). Double/debiased/neyman machine learning of treatment effects. *The Econometrics Journal*, 21(1):C1–C68.
- Chernozhukov, V., Demirer, M., Duflo, E., and Fernandez-Val, I. (2018b). Generic machine learning inference on heterogeneous treatment effects in randomized experiments, with an application to immunization in india. Technical report, National Bureau of Economic Research.
- Cohen, M. S. and Baden, L. R. (2012). Preexposure prophylaxis for HIV—where do we go from here? *New England Journal of Medicine*, 367(5):459–461.

- Cook, T. D., Campbell, D. T., and Day, A. (1979). *Quasi-experimentation: Design & Analysis Issues for Field Settings*, volume 351. Houghton Mifflin Boston.
- Dahabreh, I. J., Robertson, S. E., Tchetgen, E. J., Stuart, E. A., and Hernán, M. A. (2019). Generalizing causal inferences from individuals in randomized trials to all trial-eligible individuals. *Biometrics*, 75(2):685–694.
- Deaton, A. S. (2009). Instruments of development: Randomization in the tropics, and the search for the elusive keys to economic development. Technical report, National Bureau of Economic Research.
- Frangakis, C. E. and Rubin, D. B. (2002). Principal stratification in causal inference. *Biometrics*, 58(1):21–29.
- Frölich, M. (2007). Nonparametric iv estimation of local average treatment effects with covariates. *Journal of Econometrics*, 139(1):35–75. Endogeneity, instruments and identification.
- Gilbert, P. B. and Hudgens, M. G. (2008). Evaluating candidate principal surrogate endpoints. *Biometrics*, 64(4):1146–1154.
- Goff, L. (2024). A vector monotonicity assumption for multiple instruments. *Journal of Econometrics*, 241(1):105735.
- Goldberger, A. S. (1972). Structural equation methods in the social sciences. *Econometrica: Journal of the Econometric Society*, pages 979–1001.
- He, Q., Gao, F., Dukes, O., Delany-Moretlwe, S., and Zhang, B. (2023). Generalizing the intention-to-treat effect of an active control against placebo from historical placebo-controlled trials to an active-controlled trial: A case study of the efficacy of daily oral TDF/FTC in the HPTN 084 study.
- Heckman, J. J. and Urzua, S. (2010). Comparing iv with structural models: What simple iv can and cannot identify. *Journal of Econometrics*, 156(1):27–37.
- Hernán, M. A. and Robins, J. M. (2006). Instruments for causal inference: an epidemiologist’s dream? *Epidemiology*, pages 360–372.

- Hoff, N., Lewbel, A., and Mellace, G. (2024). Limited monotonicity and the combined compliers late. Technical report, Boston College Department of Economics.
- Hudson, A., Carone, M., and Shojaie, A. (2021). Inference on function-valued parameters using a restricted score test.
- Hudson, A., Geng, E. H., Odeny, T. A., Bukusi, E. A., Petersen, M. L., and van der Laan, M. J. (2023). An approach to nonparametric inference on the causal dose response function.
- Imbens, G. W. and Angrist, J. D. (1994). Identification and estimation of local average treatment effects. *Econometrica*, 62(2):467–475.
- Imbens, G. W. and Rubin, D. B. (2015). *Causal Inference for Statistics, Social, and Biomedical Sciences: An Introduction*. Cambridge University Press.
- Jo, B. and Stuart, E. A. (2009). On the use of propensity scores in principal causal effect estimation. *Statistics in Medicine*, 28(23):2857–2875.
- Joffe, M. (2011). Principal stratification and attribution prohibition: good ideas taken too far. *The International Journal of Biostatistics*, 7(1).
- Kennedy, E. H. (2022). Semiparametric doubly robust targeted double machine learning: a review.
- Lambdin, B., Cheng, B., Peter, T., Mbwambo, J., Apollo, T., Dunbar, M., C Udo, I., Cattamanchi, A., H Geng, E., and Volberding, P. (2015). Implementing implementation science: an approach for hiv prevention, care and treatment programs. *Current HIV Research*, 13(3):244–246.
- Levis, A. W., Kennedy, E. H., and Keele, L. (2024). Nonparametric identification and efficient estimation of causal effects with instrumental variables.
- Marcus, P. M., Ogden, S. L., Gren, L. H., Childs, J. C., Pretzel, S. M., Lamerato, L. E., Walsh, K., Rozjabek, H. M., Mabie, J., Thomas, B., et al. (2014). Non-compliance with the initial screening exam visit in the Prostate, Lung, Colorectal and Ovarian (PLCO) Cancer Screening Trial. *Preventive medicine*, 67:82–88.

- Mogstad, M., Torgovitsky, A., and Walters, C. R. (2021). The causal interpretation of two-stage least squares with multiple instrumental variables. *American Economic Review*, 111(11):3663–3698.
- Neyman, J. S. (1923). On the application of probability theory to agricultural experiments. Essay on principles. Section 9. *Annals of Agricultural Sciences*, 10:1–51.
- Pearl, J. (2011). Principal stratification—a goal or a tool? *The International Journal of Biostatistics*, 7(1):1–13.
- Pfanzagl, J. (1990). *Estimation in semiparametric models*, pages 17–22. Springer US, New York, NY.
- R Core Team (2013). R: A language and environment for statistical computing.
- Robins, J. M. (1994). Correcting for non-compliance in randomized trials using structural nested mean models. *Communications in Statistics-Theory and Methods*, 23(8):2379–2412.
- Rosenbaum, P. and Rubin, D. (2023). Propensity scores in the design of observational studies for causal effects. *Biometrika*, 110(1):1–13.
- Rotnitzky, A., Smucler, E., and Robins, J. M. (2020). Characterization of parameters with a mixed bias property. *Biometrika*, 108(1):231–238.
- Rubin, D. (1980). Discussion of “Randomization analysis of experimental data in the Fisher randomization test” by D. Basu. *Journal of the American Statistical Association*, 75:591–593.
- Rubin, D. B. (1974). Estimating causal effects of treatments in randomized and nonrandomized studies. *Journal of Educational Psychology*, 66(5):688.
- Sun, Z. and Wüthrich, K. (2022). Pairwise valid instruments.
- Swanson, S. A., Hernán, M. A., Miller, M., Robins, J. M., and Richardson, T. S. (2018). Partial identification of the average treatment effect using instrumental variables: review of methods for binary instruments, treatments, and outcomes. *Journal of the American Statistical Association*, 113(522):933–947.



- Tchetgen Tchetgen, E. J. and Vansteelandt, S. (2013). Alternative identification and inference for the effect of treatment on the treated with an instrumental variable.
- Thistlethwaite, D. L. and Campbell, D. T. (1960). Regression-discontinuity analysis: An alternative to the ex post facto experiment. *Journal of Educational psychology*, 51(6):309.
- Van der Laan, M. J., Polley, E. C., and Hubbard, A. E. (2007). Super learner. *Statistical Applications in Genetics and Molecular Biology*, 6(1).
- van der Laan, M. J. and Robins, J. M. (2003). *Unified Approach for Causal Inference and Censored Data*, pages 311–370. Springer New York, New York, NY.
- van der Vaart, A. and Wellner, J. (2023). *Weak Convergence and Empirical Processes: With Applications to Statistics*. Springer International Publishing.
- Van der Vaart, A. W. (2000). *Asymptotic statistics*, volume 3. Cambridge university press.
- Wang, L. and Tchetgen Tchetgen, E. (2018). Bounded, efficient and multiply robust estimation of average treatment effects using instrumental variables. *Journal of the Royal Statistical Society: Series B (Statistical Methodology)*, 80(3):531–550.
- Westling, T. (2022). Nonparametric tests of the causal null with nondiscrete exposures. *Journal of the American Statistical Association*, 117(539):1551–1562.
- Ye, T., Ertefaie, A., Flory, J., Hennessy, S., and Small, D. S. (2023). Instrumented difference-in-differences. *Biometrics*, 79(2):569–581.
- Zhang, J. L. and Rubin, D. B. (2003). Estimation of causal effects via principal stratification when some outcomes are truncated by “death”. *Journal of Educational and Behavioral Statistics*, 28(4):353–368.

# Supporting Information to “Nested Instrumental Variables Design: Switcher Average Treatment Effect, Identification, Efficient Estimation and Generalizability”

## **S1 Connection to the literature on multiple instrumental variables**

### **S1.1 Monotonicity assumptions**

An alternative approach for defining the potential outcomes is by using a vector-valued instrumental variable  $(Z^*, G)$ , where  $Z^* \in \{0, 1\}$  indicates whether an individual is assigned to the treatment group or the control group, and  $G$  is the stratification variable, taking values in  $\{a, b\}$ . For  $g \in \{a, b\}$ , one may alternatively write  $D(Z = 1_g)$  as  $D(Z^* = 1, G = g)$  and  $D(Z = 0_g)$  as  $D(Z^* = 0, G = g)$ . Under this vector-valued IV formulation, we may compare our partial monotonicity assumption (denoted as **PM**) to (1) the partial monotonicity assumption in Mogstad et al. (2021) (denoted as **PM2**); (2) the limited monotonicity assumption in Hoff et al. (2024) (denoted as **LiM**); and (3) the vector monotonicity assumption in Goff (2024) (denoted as **VM**), when both  $Z^*$  and  $G$  are binary.

Below, we first rewrite each monotonicity assumption using the notation in the current manuscript:

**Definition S1.** 1. (**PM**).  $D(Z^* = 1, G = g) \geq D(Z^* = 0, G = g)$  for  $g \in \{a, b\}$ .

2. (**PM2**).  $D(Z^* = 1, G = g) \geq D(Z^* = 0, G = g)$  for  $g \in \{a, b\}$  and  $D(Z^* = z, G = a) \geq D(Z^* = z, G = b)$  for  $z \in \{0, 1\}$ .

3. (**LiM**).  $D(Z^* = 1, G = b) \geq D(Z^* = 0, G = a)$ .

4. (**VM**).  $D(Z^* = 1, G = g) \geq D(Z^* = 0, G = g)$  or and  $D(Z^* = z, G = a) \geq D(Z^* = z, G = b)$  for  $z \in \{0, 1\}$ .

For the definition of **PM2**, we imposed similar direction constraint as equation (7) of Mogstad et al. (2021). Under the setting considered in this article, we have the following relationship among these 4 definitions:

1. **PM2** and **VM** are equivalent.
2. **PM2** implies **PM** and **LiM**.

3. **PM** and **LiM** don't imply each other.

Importantly, PM, PM2 (VM) and LiM imply the existence of different principal strata, which is summarized in Table S1. LiM is the weakest assumption and implies 12 out of 16 possible principal strata. PM2 (VM) implies 6 principal strata, which is also a proper subset of the 9 principal strata PM implies. PM, together with the key nested IV assumption considered in the current article, implies 7 principal strata, including Always-Taker-Never-Taker (AT-NT) and Always-Taker-Complier (a particular type of Switcher), that do not exist under PM2 (VM). Complier-Always-Taker, which exists under PM2 (VM), no longer exists under PM + Nested IV.

Table S1: Principal strata under different monotonicity assumptions.  $D(z, g)$  is a shorthand of  $D(Z^* = z, G = g)$ .

$D(0, a)$	$D(1, a)$	$D(0, b)$	$D(1, b)$	PM	PM+Nested IV	PM2 (VM)	LiM
0	0	0	0	Yes	Yes	Yes	Yes
1	0	0	0				
0	1	0	0	Yes			Yes
0	0	1	0				Yes
0	0	0	1	Yes	Yes	Yes	Yes
1	1	0	0	Yes	Yes		
1	0	1	0				
1	0	0	1				Yes
0	1	1	0				Yes
0	1	0	1	Yes	Yes	Yes	Yes
0	0	1	1	Yes	Yes	Yes	Yes
1	1	1	0				
1	1	0	1	Yes	Yes		Yes
1	0	1	1				Yes
0	1	1	1	Yes		Yes	Yes
1	1	1	1	Yes	Yes	Yes	Yes

**S1.2 Related estimands**

Goff (2024) introduced a new principal treatment effect called combined compliers local average treatment effect (CC-LATE). The combined compliers (denoted as  $S = CC$ ) is defined as the subgroup with  $D(Z^* = 0, G = a) = 0$  and  $D(Z^* = 1, G = b) = 1$ . Under regularity conditions, the CC-LATE, defined as

$$\mathbb{E}_{P_0}[Y(D = 1) - Y(D = 0) \mid S = CC],$$

can be identified via the following identification formula:

$$\text{CC-LATE} = \frac{\mathbb{E}[Y \mid Z^* = 1, G = b] - \mathbb{E}[Y \mid Z^* = 0, G = a]}{\mathbb{E}[D \mid Z^* = 1, G = b] - \mathbb{E}[D \mid Z^* = 0, G = a]}.$$

Goff (2024) defined the following four principal strata:

1.  $Z^*$  complier, defined as participants with  $(D(Z^* = 0, G = a) = 0, D(Z^* = 0, G = b) = 0, D(Z^* = 1, G = a) = 1, D(Z^* = 1, G = b) = 1)$  and denoted as  $S = Z^*$ -complier;
2.  $G$ -complier, defined as participants with  $(D(Z^* = 0, G = a) = 0, D(Z^* = 0, G = b) = 1, D(Z^* = 1, G = a) = 0, D(Z^* = 1, G = b) = 1)$  and denoted as  $S = G$ -complier;
3. Reluctant compliers, defined as participants with  $(D(Z^* = 0, G = a) = 0, D(Z^* = 0, G = b) = 0, D(Z^* = 1, G = a) = 0, D(Z^* = 1, G = b) = 1)$  and denoted as  $S = \text{RC}$ ;
4. Eager compliers, defined as participants with  $(D(Z^* = 0, G = a) = 0, D(Z^* = 0, G = b) = 1, D(Z^* = 1, G = a) = 1, D(Z^* = 1, G = b) = 1)$  and denoted as  $S = \text{EC}$ .

Intuitively,  $Z^*$ -compliers refers to those whose compliance behavior is only determined by  $Z^*$ ;  $G$ -compliers refer to those whose compliance behavior is only determined by  $G$ . The average treatment effects among those four principal strata can be identified as follows:

$$\begin{aligned} \mathbb{E}_{P_0}[Y(D = 1) - Y(D = 0) \mid S = Z^*\text{-compliers}] &= \frac{\mathbb{E}_{P_0}[Y \mid Z^* = 1] - \mathbb{E}_{P_0}[Y \mid Z^* = 0]}{\mathbb{E}_{P_0}[D \mid Z^* = 1] - \mathbb{E}_{P_0}[D \mid Z^* = 0]}, \\ \mathbb{E}_{P_0}[Y(D = 1) - Y(D = 0) \mid S = G\text{-compliers}] &= \frac{\mathbb{E}_{P_0}[Y \mid G = b] - \mathbb{E}_{P_0}[Y \mid G = a]}{\mathbb{E}_{P_0}[D \mid G = b] - \mathbb{E}_{P_0}[D \mid G = a]}, \\ \mathbb{E}_{P_0}[Y(D = 1) - Y(D = 0) \mid S = \text{RC}] &= \frac{\mathbb{E}_{P_0}[Y \mid Z^* = 1, G = b] - \mathbb{E}_{P_0}[Y \mid Z^* = 0 \text{ or } G = a]}{\mathbb{E}_{P_0}[D \mid Z^* = 1, G = b] - \mathbb{E}_{P_0}[D \mid Z^* = 0 \text{ or } G = a]}, \\ \mathbb{E}_{P_0}[Y(D = 1) - Y(D = 0) \mid S = \text{EC}] &= \frac{\mathbb{E}_{P_0}[Y \mid Z^* = 1 \text{ or } G = b] - \mathbb{E}_{P_0}[Y \mid Z^* = 0, G = a]}{\mathbb{E}_{P_0}[D \mid Z^* = 1 \text{ or } G = b] - \mathbb{E}_{P_0}[D \mid Z^* = 0, G = a]}. \end{aligned}$$

All of the above causal estimands can be identified by Wald-type identification formula.

## S2 Proofs

### S2.1 Proof of Theorem 1

*Proof.* For *SWATE*, Since we have

$$\begin{aligned}
& \mathbb{E}_{P_0}[Y | Z = 1_b, X] - \mathbb{E}_{P_0}[Y | Z = 0_b, X] \\
&= \mathbb{E}_{P_0}[Y(Z = 1_b) | Z = 1_b, G = b, X] - \mathbb{E}_{P_0}[Y(Z = 0_b) | Z = 0_b, G = b, X] \\
&= \mathbb{E}_{P_0}[Y(Z = 1_b) - Y(Z = 0_b) | G = b, X] \\
&= \mathbb{E}_{P_0}[Y(Z = 1_b) - Y(Z = 0_b) | X] \\
&= \mathbb{E}_{P_0}[Y(D = 1) - Y(D = 0) | S = SW, X] P_0(S = SW | X) \\
&\quad + \mathbb{E}_{P_0}[Y(D = 1) - Y(D = 0) | S = ACO, X] P_0(S = ACO | X)
\end{aligned}$$

and

$$\begin{aligned}
& \mathbb{E}_{P_0}[Y | Z = 1_a, X] - \mathbb{E}_{P_0}[Y | Z = 0_a, X] \\
&= \mathbb{E}_{P_0}[Y(Z = 1_a) | Z = 1_a, G = a, X = x] - \mathbb{E}_{P_0}[Y(Z = 0_a) | Z = 0_a, G = a, X = x] \\
&= \mathbb{E}_{P_0}[Y(Z = 1_a) - Y(Z = 0_a) | G = a, X = x] \\
&= \mathbb{E}_{P_0}[Y(Z = 1_a) - Y(Z = 0_a) | X = x] \\
&= \mathbb{E}_{P_0}[Y(D = 1) - Y(D = 0) | S = ACO, X] P_0(S = ACO | X)
\end{aligned}$$

therefore

$$\begin{aligned}
& \mathbb{E}_{P_0}[Y(D = 1) - Y(D = 0) | S = SW, X] P_0(S = SW | X) \\
&= (\mathbb{E}_{P_0}[Y | Z = 1_b, X] - \mathbb{E}_{P_0}[Y | Z = 0_b, X]) - (\mathbb{E}_{P_0}[Y | Z = 1_a, X] - \mathbb{E}_{P_0}[Y | Z = 0_a, X])
\end{aligned}$$

Similarly, we have

$$\begin{aligned}
& \mathbb{E}_{P_0}[D|Z = 1_b, X] - \mathbb{E}_{P_0}[D|Z = 0_b, X] \\
&= \mathbb{E}_{P_0}[D|Z = 1_b, G = b, X] - \mathbb{E}_{P_0}[D|Z = 0_b, G = b, X] \\
&= \mathbb{E}_{P_0}[D(Z = 1_b) - D(Z = 0_b)|G = b, X] \\
&= \mathbb{E}_{P_0}[D(Z = 1_b) - D(Z = 0_b)|X] \\
&= P_0(S = \text{ACO}|X) + P_0(S = \text{SW}|X)
\end{aligned}$$

and

$$\begin{aligned}
& \mathbb{E}_{P_0}[D|Z = a_1, X] - E[D|Z = a_0, X] \\
&= \mathbb{E}_{P_0}[D|Z = 1_b, G = a, X] - \mathbb{E}_{P_0}[D|Z = 0_b, G = a, X] \\
&= \mathbb{E}_{P_0}[D(Z = 1_a) - D(Z = 0_a)|G = a, X] \\
&= \mathbb{E}_{P_0}[D(Z = 1_a) - D(Z = 0_a)|X] \\
&= P_0(S = \text{ACO}|X)
\end{aligned}$$

Therefore we have

$$(\mathbb{E}_{P_0}[D|Z = 1_b, X] - \mathbb{E}_{P_0}[D|Z = 0_b, X]) - (\mathbb{E}_{P_0}[D|Z = 1_a, X] - \mathbb{E}_{P_0}[D|Z = 0_a, X]) = P_0(S = \text{SW}|X)$$

Therefore,

$$\begin{aligned}
SWATE_{P_0}(X) &:= \mathbb{E}_{P_0}[Y(D = 1) - Y(D = 0)|S = \text{SW}, X] \\
&= \frac{(\mathbb{E}_{P_0}[Y|Z = 1_b, X] - \mathbb{E}_{P_0}[Y|Z = 0_b, X]) - (\mathbb{E}_{P_0}[Y|Z = 1_a, X] - \mathbb{E}_{P_0}[Y|Z = 0_a, X])}{(\mathbb{E}_{P_0}[D|Z = 1_b, X] - \mathbb{E}_{P_0}[D|Z = 0_b, X]) - (\mathbb{E}_{P_0}[D|Z = 1_a, X] - \mathbb{E}_{P_0}[D|Z = 0_a, X])}
\end{aligned}$$

and

$$\begin{aligned}
\text{SWATE}_{P_0} &= \int \text{SWATE}_{P_0}(x) f_{P_0}(x|S = SW) d\mu(x) \\
&= \int \frac{\delta_{b,P_0}(x) - \delta_{a,P_0}(x)}{\eta_{b,P_0}(x) - \eta_{a,P_0}(x)} \frac{\eta_{b,P_0}(x) - \eta_{a,P_0}(x)}{P_0(S = SW)} f_{P_0}(x) d\mu(x) \\
&= \frac{\mathbb{E}_{P_0}[\delta_{b,P_0}(X) - \delta_{a,P_0}(X)]}{P_0(S = SW)} \\
&= \frac{\mathbb{E}_{P_0}[\delta_{b,P_0}(X) - \delta_{a,P_0}(X)]}{\mathbb{E}_{P_0}[\eta_{b,P_0}(X) - \eta_{a,P_0}(X)]}
\end{aligned}$$

where  $f_{P_0}(x|S = SW)$  and  $f_{P_0}(x)$  are conditional density of and density functions of  $X$  implied by  $P_0$ . Similarly, for ACOATE, we have

$$\begin{aligned}
\text{ACOATE}_{P_0}(X) &:= \mathbb{E}_{P_0}[Y(D = 1) - Y(D = 0)|S = \text{ACO}, X] \\
&= \frac{\mathbb{E}_{P_0}[Y|Z = 1_a, X] - \mathbb{E}_{P_0}[Y|Z = 0_a, X]}{\mathbb{E}_{P_0}[D|Z = 1_a, X] - \mathbb{E}_{P_0}[D|Z = 0_a, X]}
\end{aligned}$$

and

$$\text{ACOATE}_{P_0} = \frac{\mathbb{E}_{P_0}[\delta_{a,P_0}(X)]}{\mathbb{E}_{P_0}[\eta_{a,P_0}(X)]}$$

□

## S2.2 Proof of Proposition 1

*Proof.* Direct calculation yields

$$\begin{aligned}
&\mathbb{E}_{P_0}[Y|Z^* = 1, \mathbf{X}] \\
&= \mathbb{E}_{P_0}[Y|Z = 1_a, \mathbf{X}]P_0(Z = 1_a|Z^* = 1, \mathbf{X}) + \mathbb{E}_{P_0}[Y|Z = 1_b, \mathbf{X}]P_0(Z = 1_b|Z^* = 1, \mathbf{X}) \\
&= \mathbb{E}_{P_0}[Y|Z = 1_a, \mathbf{X}]P_0(G = a|Z^* = 1, \mathbf{X}) + \mathbb{E}_{P_0}[Y|Z = 1_b, \mathbf{X}]P_0(G = b|Z^* = 1, \mathbf{X}) \\
&= \mathbb{E}_{P_0}[Y|Z = 1_a, \mathbf{X}]P(G = a|\mathbf{X}) + \mathbb{E}_{P_0}[Y|Z = 1_b, \mathbf{X}]P(G = b|\mathbf{X}) \\
&= \mathbb{E}_{P_0}[Y(Z = 1_a)|G = a, \mathbf{X}]P(G = a|\mathbf{X}) + \mathbb{E}_{P_0}[Y(Z = 1_b)|G = b, \mathbf{X}]P(G = b|\mathbf{X}),
\end{aligned}$$

where the second last inequality is due to the assumption that  $G \perp\!\!\!\perp Z^* | \mathbf{X}$ . Similarly, we have

$$\begin{aligned} & \mathbb{E}_{P_0}[Y|Z^* = 0, \mathbf{X}] \\ &= \mathbb{E}_{P_0}[Y(Z = 0_a)|G = a, \mathbf{X}]P(G = a|\mathbf{X}) + \mathbb{E}_{P_0}[Y(Z = 0_b)|G = b, \mathbf{X}]P_0(G = b|\mathbf{X}). \end{aligned}$$

Therefore,

$$\begin{aligned} & \mathbb{E}_{P_0}[Y|Z^* = 1, \mathbf{X}] - \mathbb{E}_{P_0}[Y|Z^* = 0, \mathbf{X}] \\ &= \mathbb{E}_{P_0}[Y(Z = 1_a) - Y(Z = 0_a)|G = a, \mathbf{X}]P(G = a|\mathbf{X}) + \mathbb{E}_{P_0}[Y(Z = 1_b) - Y(Z = 0_b)|G = b, \mathbf{X}]P_0(G = b|\mathbf{X}) \\ &= \mathbb{E}_{P_0}[Y(Z = 1_a) - Y(Z = 0_a)|\mathbf{X}]P_0(G = a|\mathbf{X}) + \mathbb{E}_{P_0}[Y(Z = 1_b) - Y(Z = 0_b)|\mathbf{X}]P(G = b|\mathbf{X}) \\ &= \mathbb{E}_{P_0}[Y(D = 1) - Y(D = 0)|S = \text{ACO}, \mathbf{X}]P_0(S = \text{ACO}|\mathbf{X})P_0(G = a|\mathbf{X}) \\ & \quad + \mathbb{E}_{P_0}[Y(D = 1) - Y(D = 0)|S = \text{SW}, \mathbf{X}]P_0(S = \text{SW}|\mathbf{X})P_0(G = b|\mathbf{X}) \\ & \quad + \mathbb{E}_{P_0}[Y(D = 1) - Y(D = 0)|S = \text{ACO}, \mathbf{X}]P_0(S = \text{ACO}|\mathbf{X})P_0(G = b|\mathbf{X}) \end{aligned}$$

Similarly, we have

$$\begin{aligned} & \mathbb{E}_{P_0}[D|Z^* = 1, \mathbf{X}] - \mathbb{E}_{P_0}[D|Z^* = 0, \mathbf{X}] \\ &= P_0(S = \text{ACO}|\mathbf{X})P_0(G = a|\mathbf{X}) + P_0(S = \text{SW}|\mathbf{X})P_0(G = b|\mathbf{X}) + P_0(S = \text{ACO}|\mathbf{X})P_0(G = b|\mathbf{X}). \end{aligned}$$

Therefore,

$$\theta_{\text{CW}, P_0}(X) = \omega_1 \cdot \text{SWATE}_{P_0}(\mathbf{X}) + \omega_2 \cdot \text{ACOATE}_{P_0}(\mathbf{X}),$$

with

$$\begin{aligned} \omega_1 &= \frac{P_0(S = \text{SW} | \mathbf{X})P_0(G = b | \mathbf{X})}{P_0(S = \text{SW} | \mathbf{X})P_0(G = b | \mathbf{X}) + P_0(S = \text{ACO} | \mathbf{X})}, \quad \text{and} \\ \omega_2 &= \frac{P_0(S = \text{ACO} | \mathbf{X})}{P_0(S = \text{SW} | \mathbf{X})P_0(G = b | \mathbf{X}) + P_0(S = \text{ACO} | \mathbf{X})}. \end{aligned}$$

□



### S2.3 Proof of Proposition 2

*Proof.* Direct calculation yields

$$\begin{aligned}
& \mathbb{E}_{P_0}[g(\mathbf{X})|S = \text{SW}] \\
&= \int g(\mathbf{x})f_{P_0}(\mathbf{x}|S = \text{SW})d\mu(\mathbf{x}) \\
&= \int g(\mathbf{x})\frac{P_0(S = \text{SW}|\mathbf{X} = \mathbf{x})}{P_0(S = \text{SW})}f_{P_0}(\mathbf{x})d\mu(\mathbf{x}) \\
&= \mathbb{E}_{P_0}[g(\mathbf{X}) | S = \text{SW}] = \mathbb{E}_{P_0}\left[g(\mathbf{X})\frac{\eta_{b,P_0}(\mathbf{X}) - \eta_{a,P_0}(\mathbf{X})}{\mathbb{E}_{P_0}[\eta_{b,P}(\mathbf{X}) - \eta_{a,P_0}(\mathbf{X})]}\right].
\end{aligned}$$

□

### S2.4 Proof of Proposition 3

*Proof.* Direct calculations yield

$$\begin{aligned}
& \mathbb{E}_{P_0}[Y|Z = 1_b, \mathbf{X}] - \mathbb{E}_{P_0}[Y|Z = 0_b, \mathbf{X}] \\
&= \mathbb{E}_{P_0}[Y(D = 1) - Y(D = 0)|S = \text{SW}, \mathbf{X}]P_0(S = \text{SW}|\mathbf{X}) \\
&\quad + \mathbb{E}_{P_0}[Y(D = 1) - Y(D = 0)|S = \text{ACO}, \mathbf{X}]P_0(S = \text{ACO}|\mathbf{X}).
\end{aligned}$$

Similarly,

$$\begin{aligned}
& \mathbb{E}_{P_0}[Y|Z = 1_a, \mathbf{X}] - \mathbb{E}_{P_0}[Y|Z = 0_a, \mathbf{X}] \\
&= \mathbb{E}_{P_0}[Y(D = 1) - Y(D = 0)|S = \text{ACO}, \mathbf{X}]P_0(S = \text{ACO}|\mathbf{X}) \\
&\quad - \mathbb{E}_{P_0}[Y(D = 1) - Y(D = 0)|S = \text{DFN}, \mathbf{X}]P_0(S = \text{DFN}|\mathbf{X}).
\end{aligned}$$

Therefore,

$$\begin{aligned}
& (\mathbb{E}_{P_0}[Y|Z = 1_b, \mathbf{X}] - \mathbb{E}_{P_0}[Y|Z = 0_b, \mathbf{X}]) - (\mathbb{E}_{P_0}[Y|Z = 1_a, \mathbf{X}] - \mathbb{E}_{P_0}[Y|Z = 0_a, \mathbf{X}]) \\
&= \mathbb{E}_{P_0}[Y(D = 1) - Y(D = 0)|S = \text{SW}, \mathbf{X}]P_0(S = \text{SW}|\mathbf{X}) \\
&\quad + \mathbb{E}_{P_0}[Y(D = 1) - Y(D = 0)|S = \text{DFN}, \mathbf{X}]P_0(S = \text{DFN}|\mathbf{X})
\end{aligned}$$

Similarly,

$$\begin{aligned} & (\mathbb{E}_{P_0}[D|Z = 1_b, \mathbf{X}] - \mathbb{E}_{P_0}[D|Z = 0_b, \mathbf{X}]) - (\mathbb{E}_{P_0}[D|Z = 1_a, \mathbf{X}] - \mathbb{E}_{P_0}[D|Z = 0_a, \mathbf{X}]) \\ & = P_0(S = SW|\mathbf{X}) + P_0(S = DFN|\mathbf{X}) \end{aligned}$$

Therefore,

$$\begin{aligned} \theta_{SW,P_0}(\mathbf{x}) &= \lambda_{P_0}(\mathbf{x})\mathbb{E}_{P_0}[Y(D = 1) - Y(D = 0) | S = SW, \mathbf{X} = \mathbf{x}] + \\ & \quad \{1 - \lambda_{P_0}(\mathbf{x})\}\mathbb{E}_{P_0}[Y(D = 1) - Y(D = 0) | S = DFN, \mathbf{X} = \mathbf{x}], \end{aligned} \quad (7)$$

where

$$\lambda_{P_0}(\mathbf{x}) = \frac{P_0(S = SW | \mathbf{X} = \mathbf{x})}{P_0(S = SW | \mathbf{X} = \mathbf{x}) + P_0(S = DFN | \mathbf{X} = \mathbf{x})}.$$

□

## S2.5 Additional technical details of Theorem 2

We need to assume the random variables  $Y$  has finite second moment. The proof of Theorem 2 is given below:

*Proof.* Let

$$\begin{aligned} \hat{\mu}_{Y,m} &= \frac{1}{n} \sum_{i=1}^n Y_i 1\{Z_i = m\}, & \mu_{Y,m} &= \mathbb{E}_{P_0}[Y_i 1\{Z_i = m\}] \\ \hat{\mu}_{D,m} &= \frac{1}{n} \sum_{i=1}^n D_i 1\{Z_i = m\}, & \mu_{D,m} &= \mathbb{E}_{P_0}[D_i 1\{Z_i = m\}] \\ \hat{\mu}_{Z,m} &= \frac{1}{n} \sum_{i=1}^n 1\{Z_i = m\}, & \mu_{Z,m} &= \mathbb{E}_{P_0}[1\{Z_i = m\}] \end{aligned}$$

for  $m \in \{a_1, a_0, b_1, b_0\}$ . Then it's clear that  $\hat{\mu}_{Y,m}, \hat{\mu}_{D,m}, \hat{\mu}_{Z,m}, m \in \{a_1, a_0, b_1, b_0\}$  are asymptotic

linear estimators for  $\mu_{Y,s}, \mu_{D,s}, \mu_{Z,s}, s \in \{a_1, a_0, b_1, b_0\}$ , with influence functions

$$\varphi_{Y,m} = o \mapsto y \mathbb{1}\{z = m\} - \mu_{Y,m}$$

$$\varphi_{D,m} = o \mapsto d \mathbb{1}\{z = m\} - \mu_{D,m}$$

$$\varphi_{Z,m} = o \mapsto \mathbb{1}\{z = m\} - \mu_{Z,m}$$

Let

$$f(x_1, x_2, x_3, x_4, x_5, x_6, x_7, x_8, x_9, x_{10}, x_{11}, x_{12}) = \frac{\frac{x_1}{x_2} - \frac{x_3}{x_4} - \frac{x_5}{x_6} + \frac{x_7}{x_8}}{\frac{x_9}{x_2} - \frac{x_{10}}{x_4} - \frac{x_{11}}{x_6} + \frac{x_{12}}{x_8}}$$

Then

$$\hat{\psi}_{\text{SW}}^{\text{Wald}} = f(\hat{\mu}_{Y,1_b}, \hat{\mu}_{Z,1_b}, \hat{\mu}_{Y,0_b}, \hat{\mu}_{Z,0_b}, \hat{\mu}_{Y,1_a}, \hat{\mu}_{Z,1_a}, \hat{\mu}_{Y,0_a}, \hat{\mu}_{Z,0_a}, \hat{\mu}_{D,1_b}, \hat{\mu}_{D,0_b}, \hat{\mu}_{D,1_a}, \hat{\mu}_{D,0_a})$$

$$\Psi_{\text{SW},P_0} = f(\mu_{Y,1_b}, \mu_{Z,1_b}, \mu_{Y,0_b}, \mu_{Z,0_b}, \mu_{Y,1_a}, \mu_{Z,1_a}, \mu_{Y,0_a}, \mu_{Z,0_a}, \mu_{D,1_b}, \mu_{D,0_b}, \mu_{D,1_a}, \mu_{D,0_a})$$

By delta method (Van der Vaart, 2000), we know  $\hat{\psi}_{\text{SW}}^{\text{Wald}}$  is asymptotically linear estimator of  $\Psi_{\text{SW},P_0}$  with influence function

$$\varphi_{\text{Wald,SW}} : o \mapsto [\nabla f(\mu_{Y,D,Z})]^T \varphi_{Y,D,Z}(o)$$

where

$$\mu_{Y,D,Z} = (\mu_{Y,1_b}, \mu_{Z,1_b}, \mu_{Y,0_b}, \mu_{Z,0_b}, \mu_{Y,1_a}, \mu_{Z,1_a}, \mu_{Y,0_a}, \mu_{Z,0_a}, \mu_{D,1_b}, \mu_{D,0_b}, \mu_{D,1_a}, \mu_{D,0_a})^T,$$

$$\varphi_{Y,D,Z}(o) = (\varphi_{Y,1_b}, \varphi_{Z,1_b}, \varphi_{Y,0_b}, \varphi_{Z,0_b}, \varphi_{Y,1_a}, \varphi_{Z,1_a}, \varphi_{Y,0_a}, \varphi_{Z,0_a}, \varphi_{D,1_b}, \varphi_{D,0_b}, \varphi_{D,1_a}, \varphi_{D,0_a})^T.$$

Therefore,

$$\sqrt{n} \left( \hat{\psi}_{\text{SW}}^{\text{Wald}} - \Psi_{\text{SW},P_0} \right) \rightsquigarrow N \left( 0, \sigma_{\text{Wald}}^2 \right),$$

where  $\sigma_{\text{Wald}}^2 = P_0 \varphi_{\text{Wald,SW}}^2$ . □

## S2.6 Proof of Theorem 3

*Proof.* Let  $\{P_t, t \in [0, \delta]\}$  denote a one-dimensional regular submodel in  $\mathcal{P}$ , with  $P_{t=0} = P_0$ . Recall that  $\mathcal{P}$  is a locally nonparametric model. Then the canonical gradient  $D(P)$  at  $P_0$  is the unique

function which belongs to  $L_0^2(P_0)$  that satisfies

$$\left. \frac{d\Psi(P_t)}{dt} \right|_{t=0} = P_0(D(P_0)g), \quad (8)$$

where  $g$  is the score function of submodel  $\{P_t, t \in [0, \delta]\}$  at  $t = 0$ . We observe that

$$\begin{aligned} & \left. \frac{d\Psi(P_t)}{dt} \right|_{t=0} \\ = & \frac{\left. \frac{d}{dt} \right|_{t=0} \mathbb{E}_{P_t} [\mathbb{E}_{P_t}[Y|Z = b_1, X] - \mathbb{E}_{P_t}[Y|Z = b_0, X] - \mathbb{E}_{P_t}[Y|Z = a_1, X] + \mathbb{E}_{P_t}[Y|Z = b_0, X]]}{\mathbb{E}_{P_0}[\eta_{b,P_0}(X) - \eta_{a,P_0}(X)]} \\ & + \Psi(P_0) \frac{\left. \frac{d}{dt} \right|_{t=0} \mathbb{E}_{P_t} [\mathbb{E}_{P_t}[D|Z = b_1, X] - \mathbb{E}_{P_t}[D|Z = b_0, X] - \mathbb{E}_{P_t}[D|Z = a_1, X] + \mathbb{E}_{P_t}[D|Z = b_0, X]]}{\mathbb{E}_{P_0}[\eta_{b,P_0}(X) - \eta_{a,P_0}(X)]} \end{aligned}$$

It's well-known that the canonical gradients for  $\mathbb{E}_{P_0}[\mathbb{E}_{P_0}[Y|Z = z, X]]$  and  $\mathbb{E}_{P_0}[\mathbb{E}_{P_0}[D|Z = z, X]]$  are

$$T_1(P_0) = E_{P_0}[Y|Z = z, X] + \frac{\mathbb{1}(Z = z)}{P_0(Z = z|X)} [Y - \mathbb{E}_{P_0}[Y|Z = z, X]] - \mathbb{E}_{P_0}[\mathbb{E}_{P_0}[Y|Z = z, X]]$$

and

$$T_2(P_0) = \mathbb{E}_{P_0}[D|Z = z, X] + \frac{\mathbb{1}(Z = z)}{P_0(Z = z|X)} [D - \mathbb{E}_{P_0}[D|Z = z, X]] - \mathbb{E}_{P_0}[\mathbb{E}_{P_0}[D|Z = z, X]]$$

respectively, therefore

$$\begin{aligned} \left. \frac{d}{dt} \mathbb{E}_{P_t} [\mathbb{E}_{P_t}[Y|Z = z, X]] \right|_{t=0} &= P_0(T_1(P_0)g) \\ \left. \frac{d}{dt} \mathbb{E}_{P_t} [\mathbb{E}_{P_t}[D|Z = z, X]] \right|_{t=0} &= P_0(T_2(P_0)g) \end{aligned}$$

therefore

$$\begin{aligned}
D_P = (z, x, d, y) \mapsto & \frac{1}{\mathbb{E}_P[\eta_{b,P}(\mathbf{X}) - \eta_{a,P}(\mathbf{X})]} \left\{ \frac{\mathbb{1}\{z = 1_b\}}{P(Z = 1_b | \mathbf{X} = \mathbf{x})} \left[ y - \mathbb{E}_P[Y | Z = 1_b, \mathbf{X} = \mathbf{x}] \right] \right. \\
& - \frac{\mathbb{1}\{z = 0_b\}}{P(Z = 0_b | \mathbf{X} = \mathbf{x})} \left[ y - \mathbb{E}_P[Y | Z = 0_b, \mathbf{X} = \mathbf{x}] \right] \\
& - \frac{\mathbb{1}\{z = 1_a\}}{P(Z = 1_a | \mathbf{X} = \mathbf{x})} \left[ y - \mathbb{E}_P[Y | Z = 1_a, \mathbf{X} = \mathbf{x}] \right] + \frac{\mathbb{1}\{z = 0_a\}}{P(Z = 0_a | \mathbf{X} = \mathbf{x})} \left[ y - \mathbb{E}_P[Y | Z = 0_a, \mathbf{X} = \mathbf{x}] \right] \\
& \left. + \delta_{b,P}(\mathbf{x}) - \delta_{a,P}(\mathbf{x}) \right\} - \frac{\Psi_{SW,P}}{\mathbb{E}_P[\eta_{b,P}(\mathbf{X}) - \eta_{a,P}(\mathbf{X})]} \left\{ \frac{\mathbb{1}\{z = 1_b\}}{P(Z = 1_b | \mathbf{X} = \mathbf{x})} \left[ d - \mathbb{E}_P(D | Z = 1_b, \mathbf{X} = \mathbf{x}) \right] \right. \\
& - \frac{\mathbb{1}\{z = 0_b\}}{P(Z = 0_b | \mathbf{X} = \mathbf{x})} \left[ d - \mathbb{E}_P(D | Z = 0_b, \mathbf{X} = \mathbf{x}) \right] - \frac{\mathbb{1}\{z = 1_a\}}{P(Z = 1_a | \mathbf{X} = \mathbf{x})} \left[ d - \mathbb{E}_P(D | Z = 1_a, \mathbf{X} = \mathbf{x}) \right] \\
& \left. + \frac{\mathbb{1}\{z = 0_a\}}{P(Z = 0_a | \mathbf{X} = \mathbf{x})} \left[ d - \mathbb{E}_P(D | Z = 0_a, \mathbf{X} = \mathbf{x}) \right] + \eta_{b,P}(\mathbf{x}) - \eta_{a,P}(\mathbf{x}) \right\}.
\end{aligned}$$

satisfies (8). □

## S2.7 Additional information for estimation part

### S2.7.1 One-step estimator

Similar to  $\widehat{\psi}_{ee}$ , we can also construct a one-step estimator based on the efficient influence function and cross-fitting.

A one-step estimator  $\widehat{\psi}_{os}$  can be constructed as follows:

**Step I:** For each  $k \in [K]$ , construct the one-step estimator  $\widehat{\psi}_{os,k} = \Psi_{\widehat{P}_{n,k}} + \mathbb{P}_{n,k} D_{\widehat{P}_{n,k}}$  for  $\Psi_{SW,P_0}$ ;

**Step II:** Construct the final cross-fitted one-step estimator as  $\widehat{\psi}_{os} = \frac{1}{K} \sum_{k=1}^n \widehat{\psi}_{os,k}$ .

### S2.7.2 Regularity conditions for asymptotic normality of $\widehat{\psi}_{ee}$ and $\widehat{\psi}_{os}$

Suppose that

1. There exists  $0 < \epsilon < 0.5$  such that  $\epsilon < P_0(Z|X) < 1 - \epsilon$ ,  $\epsilon < P_0(D|Z, X) < 1 - \epsilon$ ,  $\epsilon < \mathbb{E}_{P_0}[\eta_{b,P_0}(X) - \eta_{a,P_0}(X)] < 1 - \epsilon$ ,  $\epsilon < \widehat{P}_{n,k}(Z|X) < 1 - \epsilon$ ,  $\epsilon < \widehat{P}_{n,k}(D|Z, X) < 1 - \epsilon$  ( $k = 1, \dots, K$ ), there is a universal constant  $C$  such that  $|\mathbb{E}_{P_0}[Y|Z, X]| \leq C$  with probability one.

2. The nuisance functions estimators are consistent:

$$\begin{aligned} \left\| \pi_{P_0}(z, \cdot) - \pi_{\hat{P}_{n,k}}(z, \cdot) \right\|_{L^2(P_0)} &= o_p(1) \\ \left\| \mu_{Y, P_0}(z, \cdot) - \mu_{Y, \hat{P}_{n,k}}(z, \cdot) \right\|_{L^2(P_0)} &= o_p(1) \\ \left\| \mu_{D, P_0}(z, \cdot) - \mu_{D, \hat{P}_{n,k}}(z, \cdot) \right\|_{L^2(P_0)} &= o_p(1) \end{aligned}$$

for  $z \in \{0_a, 1_a, 0_b, 1_b\}$  and  $k \in \{1, \dots, K\}$

3. Rate conditions for nuisance functions estimation:

(a) Rate double-robustness:

$$\left\| \pi_{P_0}(z, \cdot) - \pi_{\hat{P}_{n,k}}(z, \cdot) \right\|_{L^2(P_0)} \left\| \mu_{B, P_0}(z, \cdot) - \mu_{B, \hat{P}_{n,k}}(z, \cdot) \right\|_{L^2(P_0)} = o_p(1/\sqrt{n})$$

for  $z \in \{0_a, 1_a, 0_b, 1_b\}$ ,  $k \in \{1, \dots, K\}$ ,  $B = Y$  or  $D$ .

(b) The convergence rates for all nuisance function estimators are faster than  $n^{-1/4}$ :

$$\begin{aligned} \left\| \pi_{P_0}(z, \cdot) - \pi_{\hat{P}_{n,k}}(z, \cdot) \right\|_{L^2(P_0)} &= o_p(n^{-1/4}) \\ \left\| \mu_{Y, P_0}(z, \cdot) - \mu_{Y, \hat{P}_{n,k}}(z, \cdot) \right\|_{L^2(P_0)} &= o_p(n^{-1/4}) \\ \left\| \mu_{D, P_0}(z, \cdot) - \mu_{D, \hat{P}_{n,k}}(z, \cdot) \right\|_{L^2(P_0)} &= o_p(n^{-1/4}) \end{aligned}$$

for  $z \in \{0_a, 1_a, 0_b, 1_b\}$ ,  $k \in \{1, \dots, K\}$ .

For asymptotic linearity of  $\hat{\psi}_{ee}$ , we need to assume conditions 1, 2 and 3(a) hold, for asymptotic linearity of  $\hat{\psi}_{os}$ , we need to assume conditions 1, 2 and 3(b) hold.

*Proof.* We firstly prove the results for  $\hat{\psi}_{os}$ . For probability measures  $P$  and  $\bar{P}$ , define

$$R(\bar{P}, P) = \Psi_{\text{SW}, \bar{P}} - \Psi_{\text{SW}, P} + PD_{\bar{P}}.$$

We will use the notations with overbar to denote functionals defined by  $\bar{P}$ , and use the notations

without overbar to denote functionals defined by  $P$ . The simplified notations are listed below:

$$\begin{aligned}
\bar{\pi}_z(x) &= \bar{P}(Z = z|X = x), \pi_z(x) = P(Z = z|X = x), \\
\bar{\mu}_{Y,z} &= \mathbb{E}_{\bar{P}}[Y|Z = z, X = x], \mu_{Y,z} = \mathbb{E}_P[Y|Z = z, X = x], \\
\bar{\mu}_{D,z} &= \mathbb{E}_{\bar{P}}[D|Z = z, X = x], \mu_{D,z} = \mathbb{E}_P[D|Z = z, X = x], \\
\bar{\omega}_1 &= \mathbb{E}_{\bar{P}}[\delta_{b,\bar{P}}(\mathbf{X}) - \delta_{a,\bar{P}}(\mathbf{X})], \omega_1 = \mathbb{E}_P[\delta_{b,P}(\mathbf{X}) - \delta_{a,P}(\mathbf{X})], \\
\bar{\omega}_2 &= \mathbb{E}_{\bar{P}}[\eta_{b,\bar{P}}(\mathbf{X}) - \eta_{a,\bar{P}}(\mathbf{X})], \omega_2 = \mathbb{E}_P[\eta_{b,P}(\mathbf{X}) - \eta_{a,P}(\mathbf{X})]
\end{aligned}$$

For  $z \in \{1_b, 0_b, 1_a, 0_a\}$ , and  $L$  is equal to either  $Y$  or  $D$ , we have (we will use lower case to denote the realization of random variables),

$$\begin{aligned}
& P \left\{ \frac{\mathbb{1}\{z = 1_b\}}{\bar{\pi}_z} \left[ l - \bar{\mu}_{L,z} \right] + \bar{\mu}_{L,z} \right\} \\
&= P \left\{ \mathbb{1}\{z = 1_b\} \left( \frac{1}{\bar{\pi}_z} - \frac{1}{\pi_z} + \frac{1}{\pi_z} \right) \left[ (l - \mu_{L,z}) + (\mu_{L,z} - \bar{\mu}_{L,z}) \right] + (\bar{\mu}_{L,z} - \mu_{L,z}) + \mu_{L,z} \right\} \\
&= P \left\{ \mathbb{1}\{z = 1_b\} \frac{1}{\pi_z} \left[ l - \mu_{L,z} \right] + \mu_{L,z} \right\} + P \left\{ \mathbb{1}\{z = 1_b\} \left( \frac{1}{\bar{\pi}_z} - \frac{1}{\pi_z} \right) (\mu_{L,z} - \bar{\mu}_{L,z}) \right\} \\
&\quad + P \left\{ \mathbb{1}\{z = 1_b\} \frac{1}{\pi_z} (\bar{\mu}_{L,z} - \mu_{L,z}) - (\bar{\mu}_{L,z} - \mu_{L,z}) \right\} + P \left\{ \mathbb{1}\{z = 1_b\} \left( \frac{1}{\bar{\pi}_z} - \frac{1}{\pi_z} \right) (y - \mu_{L,z}) \right\} \\
&= P \mu_{L,z} + P \left\{ \mathbb{1}\{z = 1_b\} \left( \frac{1}{\bar{\pi}_z} - \frac{1}{\pi_z} \right) (\mu_{L,z} - \bar{\mu}_{L,z}) \right\}
\end{aligned}$$

Plug this into  $R(\bar{P}, P)$ , we have

$$\begin{aligned}
& R(\bar{P}, P) \\
&= \Psi_{SW, \bar{P}} - \Psi_{SW, P} + PD_{\bar{P}} \\
&= \frac{1}{\bar{\omega}_2} \left\{ P \left[ \mathbb{1}\{z = 1_b\} \left( \frac{1}{\bar{\pi}_{1_b}} - \frac{1}{\pi_{1_b}} \right) (\mu_{Y, 1_b} - \bar{\mu}_{Y, 1_b}) \right] - P \left[ \mathbb{1}\{z = 0_b\} \left( \frac{1}{\bar{\pi}_{0_b}} - \frac{1}{\pi_{0_b}} \right) (\mu_{Y, 0_b} - \bar{\mu}_{Y, 0_b}) \right] \right. \\
&\quad \left. - P \left[ \mathbb{1}\{z = 1_a\} \left( \frac{1}{\bar{\pi}_{1_a}} - \frac{1}{\pi_{1_a}} \right) (\mu_{Y, 1_a} - \bar{\mu}_{Y, 1_a}) \right] + P \left[ \mathbb{1}\{z = 0_a\} \left( \frac{1}{\bar{\pi}_{0_a}} - \frac{1}{\pi_{0_a}} \right) (\mu_{Y, 0_a} - \bar{\mu}_{Y, 0_a}) \right] \right\} \\
&\quad - \frac{\bar{\omega}_1}{\bar{\omega}_2^2} \left\{ P \left[ \mathbb{1}\{z = 1_b\} \left( \frac{1}{\bar{\pi}_{1_b}} - \frac{1}{\pi_{1_b}} \right) (\mu_{D, 1_b} - \bar{\mu}_{D, 1_b}) \right] - P \left[ \mathbb{1}\{z = 0_b\} \left( \frac{1}{\bar{\pi}_{0_b}} - \frac{1}{\pi_{0_b}} \right) (\mu_{D, 0_b} - \bar{\mu}_{D, 0_b}) \right] \right. \\
&\quad \left. - P \left[ \mathbb{1}\{z = 1_a\} \left( \frac{1}{\bar{\pi}_{1_a}} - \frac{1}{\pi_{1_a}} \right) (\mu_{D, 1_a} - \bar{\mu}_{D, 1_a}) \right] + P \left[ \mathbb{1}\{z = 0_a\} \left( \frac{1}{\bar{\pi}_{0_a}} - \frac{1}{\pi_{0_a}} \right) (\mu_{D, 0_a} - \bar{\mu}_{D, 0_a}) \right] \right\} \\
&\quad + \frac{1}{\bar{\omega}_2^2} (\omega_2 - \bar{\omega}_2) (\bar{\omega}_1 - \omega_1) + \frac{\omega_1}{\bar{\omega}_2^2 \omega_2} (\omega_2 - \bar{\omega}_2)^2
\end{aligned}$$

Then for  $k = 1, \dots, K$ ,

$$\begin{aligned}
& \hat{\psi}_{os, k} - \Psi_{SW, P_0} \\
&= \Psi_{SW, \hat{P}_{n, k}} + \mathbb{P}_{n, k} D_{\hat{P}_n} - \Psi_{SW, P_0} \\
&= (\mathbb{P}_{n, k} - P_0) D_{P_0} + (\mathbb{P}_{n, k} - P_0) (D_{\hat{P}_{n, k}} - D_{P_0}) + R(\hat{P}_{n, k}, P_0)
\end{aligned}$$

We will show that  $\sqrt{n}R(\hat{P}_{n, k}, P_0) = o_p(1)$ . Now we define new notations

$$\begin{aligned}
& \hat{\pi}_{z, k}(x) = \hat{P}_{n, k}(Z = z | X = x), \pi_{0, z}(x) = P_0(Z = z | X = x), \\
& \hat{\mu}_{Y, z, k} = \mathbb{E}_{\hat{P}_{n, k}}[Y | Z = z, X = x], \mu_{0, Y, z} = \mathbb{E}_{P_0}[Y | Z = z, X = x], \\
& \hat{\mu}_{D, z, k} = \mathbb{E}_{\hat{P}_{n, k}}[D | Z = z, X = x], \mu_{0, D, z} = \mathbb{E}_{P_0}[D | Z = z, X = x], \\
& \hat{\omega}_{1, k} = \mathbb{E}_{\hat{P}_{n, k}}[\delta_{b, \hat{P}_{n, k}}(\mathbf{X}) - \delta_{a, \hat{P}_{n, k}}(\mathbf{X})], \omega_{0, 1} = \mathbb{E}_{P_0}[\delta_{b, P_0}(\mathbf{X}) - \delta_{a, P_0}(\mathbf{X})], \\
& \hat{\omega}_{2, k} = \mathbb{E}_{\hat{P}_{n, k}}[\eta_{b, \hat{P}_{n, k}}(\mathbf{X}) - \eta_{a, \hat{P}_{n, k}}(\mathbf{X})], \omega_{0, 2} = \mathbb{E}_{P_0}[\eta_{b, P_0}(\mathbf{X}) - \eta_{a, P_0}(\mathbf{X})]
\end{aligned}$$



Then with probability approaching one, we know there exists a constant  $C$  such that

$$\left| \frac{1}{\hat{\omega}_{2,k}} \right| \leq C, \left| \frac{1}{\hat{\omega}_{2,k}^2} \right| \leq C, \left| \frac{\hat{\omega}_{1,k}}{\hat{\omega}_{2,k}^2} \right| \leq C, \left| \frac{\hat{\omega}_{1,k}}{\hat{\omega}_{2,k}^2 \omega_{0,2}} \right| \leq C,$$

Under our assumptions for nuisance parameter estimation, we have

$$P_0 \left[ \mathbb{1}\{z = z\} \left( \frac{1}{\hat{\pi}_{z,k}} - \frac{1}{\pi_z} \right) (\mu_{B,z} - \hat{\mu}_{B,z,k}) \right] \leq C \left\| \frac{1}{\hat{\pi}_{z,k}} - \frac{1}{\pi_z} \right\|_{L^2(P_0)} \left\| \mu_{B,z} - \hat{\mu}_{B,z,k} \right\|_{L^2(P_0)} = o_p(n^{-1/2})$$

for  $z \in \{1_b, 0_b, 1_a, 0_a\}$ . Similarly, by the fact we used cross-fitting and Holder's inequality, we have

$$\begin{aligned} |\omega_{0,2} - \hat{\omega}_{2,k}| |\omega_{0,1} - \hat{\omega}_{1,k}| &= o_p(n^{-1/2}), \\ |\omega_{0,2} - \hat{\omega}_{2,k}|^2 &= o_p(n^{-1/2}) \end{aligned}$$

Therefore, we have proved that  $R(\hat{P}_{n,k}, P_0) = o_p(n^{-1/2})$ .

Now we discuss how to handle  $(\mathbb{P}_{n,k} - P_0)(D_{\hat{P}_{n,k}} - D_{P_0})$ . Since we used cross-fitting, we have for fixed  $t > 0$ ,

$$\begin{aligned} & P_0 \left\{ \left| [\mathbb{P}_{n,k} - P_0][D_{\hat{P}_{n,k}} - D_{P_0}] \right| > (n/K)^{-1/2} t \mid k\text{-th subsample} \right\} \\ & \leq \min \left\{ 1, \frac{\text{Var}\{[D_{\hat{P}_{n,k}} - D_{P_0}] \mid k\text{-th subsample}\}}{t^2} \right\} \\ & = \min \left\{ 1, \frac{P_0\{[D_{\hat{P}_{n,k}} - D_{P_0}]^2 \mid k\text{-th subsample}\}}{t^2} \right\} \\ & = \min \left\{ 1, \frac{P_0[D_{\hat{P}_{n,k}} - D_{P_0}]^2}{t^2} \right\} \\ & = \min\{1, o_p(1)\} \end{aligned}$$

Taking an expectation of both sides and applying the dominated convergence theorem shows

that

$$\begin{aligned}
& P_0 \left\{ \left| [\mathbb{P}_{n,k} - P_0][D_{\hat{P}_{n,k}} - D_{P_0}] \right| > (n/K)^{-1/2}t \right\} \\
&= E[\min 1, o_p(1)] \\
&\rightarrow 0
\end{aligned}$$

As  $t > 0$  was arbitrary, we have

$$(\mathbb{P}_{n,k} - P_0)(D_{\hat{P}_{n,k}} - D_{P_0}) = o_p(n^{-1/2}).$$

To sum up,

$$\begin{aligned}
& \sqrt{n}(\hat{\psi}_{os} - \Psi_{SW,P_0}) \\
&= \sqrt{n} \left( \frac{1}{K} \sum_{k=1}^K (\hat{\psi}_{os,k} - \Psi_{SW,P_0}) \right) \\
&= \sqrt{n} \left( \frac{1}{K} \sum_{k=1}^K (\mathbb{P}_{n,k} - P_0) D_{P_0} \right) + o_p(1) \\
&= \sqrt{n}(\mathbb{P}_n - P_0) D_{P_0} \\
&\rightsquigarrow N(0, P_0 D_{P_0}^2)
\end{aligned}$$

where the last line holds if we further assume  $P_0 D_{P_0}^2 < \infty$ .

For  $\hat{\psi}_{ee}$ , we notice that

$$\hat{\psi}_{ee,k} = \frac{\mathbb{P}_{n,k} A_{n,k}}{\mathbb{P}_{n,k} B_{n,k}}$$

where

$$\begin{aligned}
A_{n,k} &= \frac{\mathbb{1}\{z = 1_b\}}{\hat{P}_{n,k}(Z = 1_b | \mathbf{X} = \mathbf{x})} \left[ y - \mathbb{E}_{\hat{P}_{n,k}}[Y | Z = 1_b, \mathbf{X} = \mathbf{x}] \right] - \frac{\mathbb{1}\{z = 0_b\}}{\hat{P}_{n,k}(Z = 0_b | \mathbf{X} = \mathbf{x})} \left[ y - \mathbb{E}_{\hat{P}_{n,k}}[Y | Z = 0_b, \mathbf{X} = \mathbf{x}] \right] \\
&\quad - \frac{\mathbb{1}\{z = 1_a\}}{\hat{P}_{n,k}(Z = 1_a | \mathbf{X} = \mathbf{x})} \left[ y - \mathbb{E}_{\hat{P}_{n,k}}[Y | Z = 1_a, \mathbf{X} = \mathbf{x}] \right] + \frac{\mathbb{1}\{z = 0_a\}}{\hat{P}_{n,k}(Z = 0_a | \mathbf{X} = \mathbf{x})} \left[ y - \mathbb{E}_{\hat{P}_{n,k}}[Y | Z = 0_a, \mathbf{X} = \mathbf{x}] \right] \\
&\quad + \delta_{b,\hat{P}_{n,k}}(\mathbf{x}) - \delta_{a,\hat{P}_{n,k}}(\mathbf{x})
\end{aligned}$$

$$\begin{aligned}
B_{n,k} &= \frac{\mathbb{1}\{z = 1_b\}}{\widehat{P}_{n,k}(Z = 1_b | \mathbf{X} = \mathbf{x})} \left[ d - \mathbb{E}_{\widehat{P}_{n,k}}[D | Z = 1_b, \mathbf{X} = \mathbf{x}] \right] - \frac{\mathbb{1}\{z = 0_b\}}{\widehat{P}_{n,k}(Z = 0_b | \mathbf{X} = \mathbf{x})} \left[ d - \mathbb{E}_{\widehat{P}_{n,k}}[D | Z = 0_b, \mathbf{X} = \mathbf{x}] \right] \\
&\quad - \frac{\mathbb{1}\{z = 1_a\}}{\widehat{P}_{n,k}(Z = 1_a | \mathbf{X} = \mathbf{x})} \left[ d - \mathbb{E}_{\widehat{P}_{n,k}}[D | Z = 1_a, \mathbf{X} = \mathbf{x}] \right] + \frac{\mathbb{1}\{z = 0_a\}}{\widehat{P}_{n,k}(Z = 0_a | \mathbf{X} = \mathbf{x})} \left[ d - \mathbb{E}_{\widehat{P}_{n,k}}[D | Z = 0_a, \mathbf{X} = \mathbf{x}] \right] \\
&\quad + \eta_{b,\widehat{P}_{n,k}}(\mathbf{x}) - \eta_{a,\widehat{P}_{n,k}}(\mathbf{x})
\end{aligned}$$

Since under the given conditions,  $\mathbb{P}_{n,k}A_{n,k}$  and  $\mathbb{P}_{n,k}B_{n,k}$  are asymptotically linear estimators for  $\mathbb{E}_{P_0}[\delta_{b,P_0} - \delta_{a,P_0}]$  and  $\mathbb{E}_{P_0}[\eta_{b,P_0} - \eta_{a,P_0}]$ , respectively, the influence functions (denoted as  $D_{A,P_0}$  and  $D_{B,P_0}$ ) at  $P_0$  are

$$\begin{aligned}
D_{A,P_0} : o \mapsto & \mathbb{E}_{P_0}[Y|Z = 1_b, X = x] + \frac{\mathbb{1}(z = 1_b)}{P_0(Z = 1_b|X = x)} [y - \mathbb{E}_{P_0}[Y|Z = z, X = x]] \\
& - \mathbb{E}_{P_0}[Y|Z = 0_b, X = x] - \frac{\mathbb{1}(z = 0_b)}{P_0(Z = 0_b|X = x)} [y - \mathbb{E}_{P_0}[Y|Z = z, X = x]] \\
& - \mathbb{E}_{P_0}[Y|Z = 1_a, X = x] - \frac{\mathbb{1}(z = 1_a)}{P_0(Z = 1_a|X = x)} [y - \mathbb{E}_{P_0}[Y|Z = z, X = x]] \\
& + \mathbb{E}_{P_0}[Y|Z = 0_a, X = x] + \frac{\mathbb{1}(z = 0_a)}{P_0(Z = 0_a|X = x)} [y - \mathbb{E}_{P_0}[Y|Z = z, X = x]] \\
& - \mathbb{E}_{P_0}[\delta_{b,P_0}(X) - \delta_{a,P_0}(X)]
\end{aligned}$$

and

$$\begin{aligned}
D_{B,P_0} : o \mapsto & \mathbb{E}_{P_0}[D|Z = 1_b, X = x] + \frac{\mathbb{1}(z = 1_b)}{P_0(Z = 1_b|X = x)} [d - \mathbb{E}_{P_0}[D|Z = z, X = x]] \\
& - \mathbb{E}_{P_0}[D|Z = 0_b, X = x] - \frac{\mathbb{1}(z = 0_b)}{P_0(Z = 0_b|X = x)} [d - \mathbb{E}_{P_0}[D|Z = z, X = x]] \\
& - \mathbb{E}_{P_0}[D|Z = 1_a, X = x] - \frac{\mathbb{1}(z = 1_a)}{P_0(Z = 1_a|X = x)} [d - \mathbb{E}_{P_0}[D|Z = z, X = x]] \\
& + \mathbb{E}_{P_0}[D|Z = 0_a, X = x] + \frac{\mathbb{1}(z = 0_a)}{P_0(Z = 0_a|X = x)} [d - \mathbb{E}_{P_0}[D|Z = z, X = x]] \\
& - \mathbb{E}_{P_0}[\eta_{b,P_0}(X) - \eta_{a,P_0}(X)].
\end{aligned}$$

Let  $f(x_1, x_2) = x_1/x_2$ , then by delta method Van der Vaart (2000),  $\widehat{\psi}_{ee,k}$  should also be asymptotically linear, where the influence function should be

$$o \mapsto (\nabla f(\mathbb{E}_{P_0}[\delta_{b,P_0} - \delta_{a,P_0}], \mathbb{E}_{P_0}[\eta_{b,P_0} - \eta_{a,P_0}]))^T (D_{A,P_0}(o), D_{A,P_0}(o))$$

which is exactly  $D_{P_0}$ . Therefore, we also have

$$\sqrt{n/K}(\hat{\psi}_{ee,k} - \Psi_{SW,P_0}) = \sqrt{n/K}(\mathbb{P}_{n,k} - P_0)D_{P_0} + o_p(1/\sqrt{n})$$

Therefore,

$$\sqrt{n}(\hat{\psi}_{ee} - \Psi_{SW,P_0}) = \sqrt{n}(\mathbb{P}_n - P_0)D_{P_0} + o_p(1/\sqrt{n}).$$

□

## S2.8 Proof of Proposition 5

*Proof.* Suppose principal ignorability holds, then by definition of principal ignorability, we have

$$\text{ATE}_{P_0}(x) = \text{SWATE}_{P_0}(x) = \text{ACOATE}_{P_0}(x).$$

Suppose no unmeasured common effect modifier holds, then

$$\begin{aligned} & (\mathbb{E}_{P_0}[Y|X, Z = 1_a] - \mathbb{E}_{P_0}[Y|X, Z = 0_a]) - (\mathbb{E}_{P_0}[Y|X, Z = 1_b] - \mathbb{E}_{P_0}[Y|X, Z = 0_b]) \\ &= (\mathbb{E}_{P_0}[Y(Z = 1_a)|X] - \mathbb{E}_{P_0}[Y(Z = 0_a)|X]) - (\mathbb{E}_{P_0}[Y(Z = 1_b)|X] - \mathbb{E}_{P_0}[Y(Z = 0_b)|X]) \end{aligned}$$

Notice that

$$\begin{aligned} & \mathbb{E}_{P_0}[Y(Z = 1_a)|X] - \mathbb{E}_{P_0}[Y(Z = 0_a)|X] \\ &= \mathbb{E}_{P_0}[D(Z = 1_a)Y(D = 1) + (1 - D(Z = 1_a))Y(D = 0)|X] - \\ & \quad \mathbb{E}_{P_0}[D(Z = 0_a)Y(D = 1) + (1 - D(Z = 0_a))Y(D = 0)|X] \\ &= \mathbb{E}_{P_0}[(D(Z = 1_a) - D(Z = 0_a))(Y(D = 1) - Y(D = 0))|X] \\ &= \mathbb{E}_{P_0}[D(Z = 1_a) - D(Z = 0_a)|X]\mathbb{E}_{P_0}[Y(D = 1) - Y(D = 0)|X] \end{aligned}$$

similarly we have

$$\mathbb{E}_{P_0}[Y(Z = 1_b)|X] - \mathbb{E}_{P_0}[Y(Z = 0_b)|X] = \mathbb{E}_{P_0}[D(Z = 1_b) - D(Z = 0_b)|X]\mathbb{E}_{P_0}[Y(D = 1) - Y(D = 0)|X]$$

Therefore,

$$\begin{aligned}
& (\mathbb{E}_{P_0}[Y|X, Z = 1_a] - \mathbb{E}_{P_0}[Y|X, Z = 0_a]) - (\mathbb{E}_{P_0}[Y|X, Z = 1_b] - \mathbb{E}_{P_0}[Y|X, Z = 0_b]) \\
&= (\mathbb{E}_{P_0}[D(Z = 1_a) - D(Z = 0_a)|X] - \mathbb{E}_{P_0}[D(Z = 1_b) - D(Z = 0_b)|X])\mathbb{E}_{P_0}[Y(D = 1) - Y(D = 0)|X] \\
&= [(\mathbb{E}_{P_0}[D|X, Z = 1_a] - \mathbb{E}_{P_0}[D|X, Z = 0_a]) - (\mathbb{E}_{P_0}[D|X, Z = 1_b] - \mathbb{E}_{P_0}[D|X, Z = 0_b])]\text{ATE}_{P_0}(X)
\end{aligned}$$

Therefore,  $\text{ATE}_{P_0}(X) = \text{SWATE}_{P_0}(X)$ . Similarly, we have  $\text{ATE}_{P_0}(X) = \text{ACOATE}_{P_0}(X)$ .  $\square$

## S2.9 Additional information for Theorem 5

### S2.9.1 Explicit form of the canonical gradients

The canonical gradients for  $\beta_P^{(j)}$ ,  $j = 1, 2, 3$  at  $P_0$ , are  $\phi_{P_0}^{(j)}$ ,  $j = 1, 2, 3$ .  $\phi_P^{(j)}$ ,  $j = 1, 2, 3$  are defined as

$$\begin{aligned}
\phi_P^{(1)} : (z, \mathbf{x}, d, y) &\mapsto C_P^{(1)} \frac{\partial \gamma(\mathbf{x}; \beta)}{\partial \beta} \Big|_{\beta=\beta_P^{(1)}} \left[ D_P^{(1)}(z, \mathbf{x}, d, y) - D_P^{(2)}(z, \mathbf{x}, d, y) + \theta_P^{(1)}(\mathbf{x}) - \gamma(\mathbf{x}; \beta_P^{(1)}) \right], \\
\phi_P^{(2)} : (z, \mathbf{x}, d, y) &\mapsto C_P^{(2)} \frac{\partial \gamma(\mathbf{x}; \beta)}{\partial \beta} \Big|_{\beta=\beta_P^{(2)}} \left[ D_P^{(1)}(z, \mathbf{x}, d, y) - D_P^{(3)}(z, \mathbf{x}, d, y) + \theta_P^{(2)}(\mathbf{x}) - \gamma(\mathbf{x}; \beta_P^{(2)}) \right], \\
\phi_P^{(3)} : (z, \mathbf{x}, d, y) &\mapsto C_P^{(3)} \frac{\partial \gamma(\mathbf{x}; \beta)}{\partial \beta} \Big|_{\beta=\beta_P^{(3)}} \left[ D_P^{(2)}(z, \mathbf{x}, d, y) - D_P^{(3)}(z, \mathbf{x}, d, y) + \theta_P^{(3)}(\mathbf{x}) - \gamma(\mathbf{x}; \beta_P^{(3)}) \right].
\end{aligned}$$

where  $C_P^{(j)}$  are constants, and the expressions of  $D_P^{(1)}$ ,  $D_P^{(2)}$ , and  $D_P^{(3)}$  are

$$\begin{aligned}
D_P^{(1)} &= (z, \mathbf{x}, d, y) \mapsto \frac{1}{\eta_{a,P}(\mathbf{x})} \left\{ \frac{1\{z = 1_a\}}{P(Z = 1_a | \mathbf{X} = \mathbf{x})} \left[ y - \mathbb{E}_P[Y | Z = 1_a, \mathbf{X} = \mathbf{x}] \right] \right. \\
&\quad \left. - \frac{1\{z = 0_a\}}{P(Z = 0_a | \mathbf{X} = \mathbf{x})} \left[ y - \mathbb{E}_P[Y | Z = 0_a, \mathbf{X} = \mathbf{x}] \right] \right\} \\
&\quad - \frac{\delta_{a,P}(\mathbf{x})}{[\eta_{a,P}(\mathbf{x})]^2} \left\{ \frac{1\{Z = 1_a\}}{P(Z = 1_a | \mathbf{X} = \mathbf{x})} \left[ d - \mathbb{E}_P[D | Z = 1_a, \mathbf{X} = \mathbf{x}] \right] \right. \\
&\quad \left. - \frac{1\{Z = 0_a\}}{P(Z = 0_a | \mathbf{X} = \mathbf{x})} \left[ d - \mathbb{E}_P[D | Z = 0_a, \mathbf{X} = \mathbf{x}] \right] \right\}, \\
D_P^{(2)} &= (z, x, d, y) \mapsto \frac{1}{\eta_{b,P}(\mathbf{x}) - \eta_{a,P}(\mathbf{x})} \left\{ \frac{1\{z = 1_b\}}{P(Z = 1_b | \mathbf{X} = \mathbf{x})} \left[ y - \mathbb{E}_P[Y | Z = 1_b, \mathbf{X} = \mathbf{x}] \right] \right. \\
&\quad \left. - \frac{1\{z = 0_b\}}{P(Z = 0_b | \mathbf{X} = \mathbf{x})} \left[ y - \mathbb{E}_P[Y | Z = 0_b, \mathbf{X} = \mathbf{x}] \right] \right\}
\end{aligned}$$

$$\begin{aligned}
& - \frac{1\{z = 1_a\}}{P(Z = 1_a | \mathbf{X} = \mathbf{x})} \left[ y - \mathbb{E}_P[Y | Z = 1_a, \mathbf{X} = \mathbf{x}] \right] + \frac{1\{z = 0_a\}}{P(Z = 0_a | \mathbf{X} = \mathbf{x})} \left[ y - \mathbb{E}_P[Y | Z = 0_a, \mathbf{X} = \mathbf{x}] \right] \Big\} \\
& - \frac{\delta_{b,P}(\mathbf{x}) - \delta_{a,P}(\mathbf{x})}{[\eta_{b,P}(\mathbf{x}) - \eta_{a,P}(\mathbf{x})]^2} \left\{ \frac{1\{z = 1_b\}}{P(Z = 1_b | \mathbf{X} = \mathbf{x})} \left[ d - \mathbb{E}_P[D | Z = 1_b, \mathbf{X} = \mathbf{x}] \right] \right. \\
& - \frac{1\{z = 0_b\}}{P(Z = 0_b | \mathbf{X} = \mathbf{x})} \left[ d - \mathbb{E}_P[D | Z = 0_b, \mathbf{X} = \mathbf{x}] \right] - \frac{1\{Z = 1_a\}}{P(Z = 1_a | \mathbf{X} = \mathbf{x})} \left[ d - \mathbb{E}_P[D | Z = 1_a, \mathbf{X} = \mathbf{x}] \right] \\
& \left. + \frac{1\{Z = 0_a\}}{P(Z = 0_a | \mathbf{X} = \mathbf{x})} \left[ d - \mathbb{E}_P[D | Z = 0_a, \mathbf{X} = \mathbf{x}] \right] \right\}, \\
D_P^{(3)} = (z, \mathbf{x}, d, y) \mapsto & \frac{1}{\eta_{b,P}(\mathbf{x})} \left\{ \frac{1\{z = 1_b\}}{P(Z = 1_b | \mathbf{X} = \mathbf{x})} \left[ y - \mathbb{E}_P[Y | Z = 1_b, \mathbf{X} = \mathbf{x}] \right] \right. \\
& - \frac{1\{z = 0_b\}}{P(Z = 0_b | \mathbf{X} = \mathbf{x})} \left[ y - \mathbb{E}_P[Y | Z = 0_b, \mathbf{X} = \mathbf{x}] \right] \Big\} \\
& - \frac{\delta_{b,P}(\mathbf{x})}{[\eta_{b,P}(\mathbf{x})]^2} \left\{ \frac{1\{Z = 1_b\}}{P(Z = 1_b | \mathbf{X} = \mathbf{x})} \left[ d - \mathbb{E}_P[D | Z = 1_b, \mathbf{X} = \mathbf{x}] \right] \right. \\
& \left. - \frac{1\{Z = 0_b\}}{P(Z = 0_b | \mathbf{X} = \mathbf{x})} \left[ d - \mathbb{E}_P[D | Z = 0_b, \mathbf{X} = \mathbf{x}] \right] \right\}.
\end{aligned}$$

When  $\gamma(\mathbf{x}; \beta) = \mathbf{x}^T \beta$ , we have  $C_P^{(1)} = C_P^{(2)} = C_P^{(3)} = \mathbb{E}_P[\mathbf{X} \mathbf{X}^T]^{-1}$ .

### S2.9.2 Proof

*Proof.*  $\beta_P$  satisfies the following equation:

$$\int q(x; \beta_P) (\theta_P(x) - \gamma(x; \beta_P)) dP(x) = 0,$$

where  $q(x; \beta_P) = \frac{\gamma(x; \beta)}{\partial \beta} \Big|_{\beta = \beta_P}$

Now we pick a one-dimensional parametric submodel  $\{P_t : t \in [0, \epsilon]\}$ , then we have

$$\int q(x; \beta_{P_t}) (\theta_{P_t}(x) - \gamma(x; \beta_{P_t})) dP_t(x) = 0$$

Take derivative with respect to  $t$ , then evaluate the derivative at  $t = 0$ , we have

$$\begin{aligned}
& \int \frac{\partial q(x; \beta)}{\partial \beta} \Big|_{\beta=\beta_{P_0}} \frac{d\beta_{P_t}}{dt} \Big|_{t=0} [\theta_{P_0}(x) - \gamma(x; \beta_{P_0})] dP_0(x) + \\
& \int q(x; \beta_{P_0}) \left[ \frac{\theta_{P_t}(x)}{\partial t} \Big|_{t=0} - q^T(x; \beta_{P_0}) \frac{\partial \beta_{P_t}}{\partial t} \Big|_{t=0} \right] dP_0(x) \\
& \int q(x; \beta_{P_0}) [\theta_{P_0}(x) - \gamma(x; \beta_{P_0})] s_0(x) dP_0(x) = 0
\end{aligned}$$

Therefore

$$C \frac{\partial \beta_{P_t}}{\partial t} = \int q(x; \beta_{P_0}) \frac{\partial \theta_{P_t}(x)}{\partial t} \Big|_{t=0} dP_0(x) + \mathbb{E}_{P_0} \left[ q(X; \beta_{P_0}) [\theta_0(X) - \gamma(X; \beta_{P_0})] s_0(O) \right],$$

where  $C$  is a constant, when  $\gamma(x; \beta) = x^T \beta$ , we have  $\frac{\partial q(x; \beta)}{\partial \beta} = 0$ ,  $q(x; \beta) = x$  and therefore  $C = \int x^T x dP_0$ . Note that  $q(X; \beta_{P_0}) [\theta_0(X) - \gamma(X; \beta_{P_0})]$  is already mean zero, therefore we only need to arrange the first term. Since  $\theta_{P_t}(x) = \theta_{1, P_t}(x) - \theta_{2, P_t}(x)$ . We first handle  $\frac{\partial \theta_{1, P_t}(x)}{\partial t}$ :

$$\begin{aligned}
& \frac{\partial \theta_{1, P_t}(x)}{\partial t} \Big|_{t=0} \\
& = \frac{\frac{\partial \delta_{a, P_t}(x)}{\partial t} \Big|_{t=0} \eta_{a, P_0}(x) - \delta_{a, P_0}(x) \frac{\partial \eta_{a, P_t}(x)}{\partial t} \Big|_{t=0}}{[\eta_{a, P_0}(x)]^2} \\
& = \frac{1}{\eta_{a, P_0}(x)} \left[ \frac{\partial \delta_{a, P_t}(x)}{\partial t} \Big|_{t=0} - \theta_{1, P_0}(x) \frac{\partial \eta_{a, P_t}(x)}{\partial t} \Big|_{t=0} \right]
\end{aligned}$$

It remains to arrange

$$\int q(x; \beta_{P_0}) \frac{1}{\eta_{a, P_0}(x)} \frac{\delta_{a, P_t}(x)}{\partial t} \Big|_{t=0} dP_0(x) - \int q(x; \beta_{P_0}) \frac{\theta_{1, P_0}(x)}{\eta_{a, P_0}(x)} \frac{\partial \eta_{a, P_t}(x)}{\partial t} \Big|_{t=0} dP_0(x)$$

For any  $h(x)$ , we calculate  $\mathbb{E}_{P_0}[h(X)\frac{\partial}{\partial t}\mathbb{E}_{P_t}[C|Z=z, X]|_{t=0}]$ , where  $C$  is equal to either  $Y$  or  $D$ .

$$\begin{aligned}
& \mathbb{E}_{P_0}\left[h(X)\frac{\partial}{\partial t}E_{P_t}[C|Z=z, X]\Big|_{t=0}\right] \\
&= \mathbb{E}_{P_0}\left[h(X)E_{P_0}[CS_{C|Z=z, X}(C, X)|Z=z, X]\right] \\
&= \mathbb{E}_{P_0}\left[h(X)\mathbb{E}_{P_0}[(C - \mathbb{E}_{P_0}(C|Z=z, X))S_{C|Z=z, X}(C, X)|Z=z, X]\right] \\
&= \mathbb{E}_{P_0}\left[\frac{h(X)}{P_0(Z=z|X)}\mathbb{E}_{P_0}[1\{Z=z\}(C - E_{P_0}(C|Z, X))S_{C|Z=z, X}(C, X)|X]\right] \\
&= \mathbb{E}_{P_0}\left[\frac{h(X)\mathbb{E}_{P_0}[1\{Z=z\}(C - \mathbb{E}_{P_0}[C|Z, X])S_{C|Z, X}(C, Z, X)|X]}{P_0(Z=z|X)}\right] \\
&= \mathbb{E}_{P_0}\left[\frac{h(X)[1\{Z=z\}(C - \mathbb{E}_{P_0}[C|Z, X])S_{C|Z, X}(C, Z, X)}{P_0(Z=z|X)}\right]
\end{aligned}$$

Furthermore,

$$\mathbb{E}_{P_0}\left[\frac{h(X)[1\{Z=z\}(C - \mathbb{E}_{P_0}[C|Z, X])S_{Z, X}(Z, X)}{P_0(Z=z|X)}\right] = 0$$

Therefore we have

$$\mathbb{E}_{P_0}\left[\frac{h(X)[1\{Z=z\}(C - \mathbb{E}_{P_0}[C|Z, X])S_O(O)}{P_0(Z=z|X)}\right] = 0$$

Therefore,

$$\begin{aligned}
& \int q(x; \beta_{P_0})\frac{1}{\eta_{a, P_0}(x)}\frac{\delta_{a, P_t}(x)}{\partial t}\Big|_{t=0}dP_0(x) \\
&= \mathbb{E}_{P_0}\left[\frac{q(X; \beta_0)}{\eta_{a, P_0}(X)}\left[\frac{1\{Z=1_a\}}{P_0(Z=1_a|X)}(Y - \mathbb{E}_{P_0}(Y|Z=1_a, X))\right.\right. \\
& \quad \left.\left.- \frac{1\{Z=0_a\}}{P_0(Z=0_a|X)}(Y - \mathbb{E}_{P_0}(Y|Z=0_a, X))\right]S_O(O)\right]
\end{aligned}$$



Similarly,

$$\begin{aligned}
& \int q(x; \beta_{P_0}) \frac{\theta_{1,P_0}(x) \eta_{a,P_t}(x)}{\eta_{a,P_0}(x)} \Big|_{t=0} dP_0(x) \\
&= \mathbb{E}_{P_0} \left[ \frac{q(X; \beta_0) \theta_{1,P_0}(X)}{\eta_{a,P_0}(X)} \left[ \frac{1\{Z = 1_a\}}{P_0(Z = 1_a|X)} (D - \mathbb{E}_{P_0}(D|Z = 1_a, X)) \right. \right. \\
&\quad \left. \left. - \frac{1\{Z = 0_a\}}{P_0(Z = 0_a|X)} (D - \mathbb{E}_{P_0}(D|Z = 0_a, X)) \right] S_O(O) \right]
\end{aligned}$$

We repeat the similar calculation for the term involving  $\theta_{2,P_t}$ , then we can obtain the canonical gradient as stated. □

## S2.10 Proof of Theorem 6

Suppose that

1. There exists  $0 < \epsilon < 0.5$  such that  $\epsilon < P_0(Z|X) < 1 - \epsilon$ ,  $\epsilon < P_0(D|Z, X) < 1 - \epsilon$ ,  $\epsilon < \eta_{a,P_0} < 1 - \epsilon$ ,  $\epsilon < \eta_{a,P_0} - \eta_{b,P_0} < 1 - \epsilon$ ,  $\epsilon < \widehat{P}_{n,k}(Z|X) < 1 - \epsilon$ ,  $\epsilon < \widehat{P}_{n,k}(D|Z, X) < 1 - \epsilon$ ,  $\epsilon < \eta_{a,\widehat{P}_{n,k}} < 1 - \epsilon$ ,  $\epsilon < \eta_{a,\widehat{P}_{n,k}} - \eta_{b,\widehat{P}_{n,k}} < 1 - \epsilon$ , ( $k = 1, \dots, K$ ), there is a universal constant  $C$  such that  $|\mathbb{E}_{P_0}[Y|Z, X]| \leq C$  with probability one.
2.  $\|X\|_\infty < C$ ,  $\lambda_{\min}(\frac{1}{n} \sum_{i=1}^n X_i^T X_i) > 0$  with probability one.  $\lambda_{\min} E[X_i^T X_i] > 0$ . Here for any matrix  $H$ ,  $\lambda_{\min} H$  denoted the smallest eigenvalue of  $H$ .
3. Rate conditions for nuisance functions estimation: The convergence rates for all nuisance function estimators are faster than  $n^{-1/4}$ :

$$\begin{aligned}
& \left\| \pi_{P_0}(z, \cdot) - \pi_{\widehat{P}_{n,k}}(z, \cdot) \right\|_{L^2(P_0)} = o_p(n^{-1/4}) \\
& \left\| \mu_{Y,P_0}(z, \cdot) - \mu_{Y,\widehat{P}_{n,k}}(z, \cdot) \right\|_{L^2(P_0)} = o_p(n^{-1/4}) \\
& \left\| \mu_{D,P_0}(z, \cdot) - \mu_{D,\widehat{P}_{n,k}}(z, \cdot) \right\|_{L^2(P_0)} = o_p(n^{-1/4})
\end{aligned}$$

for  $z \in \{0_a, 1_a, 0_b, 1_b\}$ ,  $k \in \{1, \dots, K\}$ .

*Proof.* The proof is very similar to the proof of Theorem 4. We will only state the proof for test

$T_{\text{Wald},\alpha}^{(1)}$ . Since one-step estimator and estimating equation estimator are equivalent when our tests are based on best linear projection, we state the proof for one-step estimator. We define

$$R(\bar{P}, P) = \beta_{\bar{P}}^{(1)} - \beta_P^{(1)} + P\phi_{\bar{P}}^{(1)}.$$

Similar to the proof of Theorem 4, we define the following notations:

$$\begin{aligned}\bar{\pi}_z(x) &= \bar{P}(Z = z|X = x), \pi_z(x) = P(Z = z|X = x), \\ \bar{\mu}_{Y,z} &= \mathbb{E}_{\bar{P}}[Y|Z = z, X = x], \mu_{Y,z} = \mathbb{E}_P[Y|Z = z, X = x], \\ \bar{\mu}_{D,z} &= \mathbb{E}_{\bar{P}}[D|Z = z, X = x], \mu_{D,z} = \mathbb{E}_P[D|Z = z, X = x], \\ \bar{\delta}_g &= \delta_{g,\bar{P}}, \delta_g = \delta_{g,P}, \bar{\eta}_g = \eta_{g,\bar{P}}, \eta_g = \eta_{g,P}\end{aligned}$$

for  $z \in \{1_b, 0_b, 1_a, 0_a\}$  and  $g \in \{a, b\}$ .

We first study for fixed  $z' \in \{1_b, 0_b, 1_a, 0_a\}$ , direct calculation yields

$$\begin{aligned}& P \left[ \frac{1}{\bar{\eta}_g} \left( \frac{\mathbb{1}\{z = z'\}}{\bar{\pi}_{z'}} (y - \bar{\mu}_{Y,z'}) \right) \right] \\ &= P \left[ \left( \frac{1}{\bar{\eta}_g} - \frac{1}{\eta_g} \right) \left( \frac{\mathbb{1}\{z = z'\}}{\pi_{z'}} (y - \mu_{Y,z'}) \right) \right] + P \left[ \frac{1}{\eta_g} \left( \mathbb{1}\{z = z'\} \left( \frac{1}{\bar{\pi}_{z'}} - \frac{1}{\pi_{z'}} \right) (y - \mu_{Y,z'}) \right) \right] \\ &+ P \left[ \frac{1}{\eta_g} \left( \mathbb{1}\{z = z'\} \frac{1}{\pi_{z'}} (\bar{\mu}_{Y,z'} - \mu_{Y,z'}) \right) \right] + P \left[ \frac{1}{\eta_g} \frac{\mathbb{1}\{z = z'\}}{\pi_{z'}} (y - \mu_{Y,z'}) \right] \\ &+ P \left[ \left( \frac{1}{\bar{\eta}_g} - \frac{1}{\eta_g} \right) \mathbb{1}\{z = z'\} \frac{1}{\pi_{z'}} (\mu_{Y,z'} - \bar{\mu}_{Y,z'}) \right] + P \left[ \left( \frac{1}{\bar{\eta}_g} - \frac{1}{\eta_g} \right) \mathbb{1}\{z = z'\} \left( \frac{1}{\bar{\pi}_{z'}} - \frac{1}{\pi_{z'}} \right) (y - \mu_{Y,z'}) \right] \\ &+ P \left[ \frac{1}{\eta_g} \mathbb{1}\{z = z'\} \left( \frac{1}{\bar{\pi}_{z'}} - \frac{1}{\pi_{z'}} \right) (\mu_{Y,z'} - \bar{\mu}_{Y,z'}) \right] \\ &+ P \left[ \left( \frac{1}{\bar{\eta}_g} - \frac{1}{\eta_g} \right) \mathbb{1}\{z = z'\} \left( \frac{1}{\bar{\pi}_{z'}} - \frac{1}{\pi_{z'}} \right) (\mu_{Y,z'} - \bar{\mu}_{Y,z'}) \right] \\ &= P \left[ \frac{1}{\eta_g} (\mu_{Y,z'} - \bar{\mu}_{Y,z'}) \right] + P \left[ \left( \frac{1}{\bar{\eta}_g} - \frac{1}{\eta_g} \right) (\mu_{Y,z'} - \bar{\mu}_{Y,z'}) \right] + P \left[ \frac{1}{\eta_g} \mathbb{1}\{z = z'\} \left( \frac{1}{\bar{\pi}_{z'}} - \frac{1}{\pi_{z'}} \right) (\mu_{Y,z'} - \bar{\mu}_{Y,z'}) \right] \\ &+ P \left[ \left( \frac{1}{\bar{\eta}_g} - \frac{1}{\eta_g} \right) \mathbb{1}\{z = z'\} \left( \frac{1}{\bar{\pi}_{z'}} - \frac{1}{\pi_{z'}} \right) (\mu_{Y,z'} - \bar{\mu}_{Y,z'}) \right]\end{aligned}$$

Then

$$\begin{aligned}
& \beta_{\bar{P}}^{(1)} - \beta_P^{(1)} + P\phi_{\bar{P}}^{(1)} \\
&= (\bar{P}xx^T)^{-1}\bar{P} \left[ x \begin{pmatrix} \bar{\delta}_a \\ \bar{\eta}_a \end{pmatrix} - \frac{\bar{\delta}_b - \bar{\delta}_a}{\bar{\eta}_b - \bar{\eta}_a} \right] - (Pxx^T)^{-1}P \left[ x \begin{pmatrix} \delta_a \\ \eta_a \end{pmatrix} - \frac{\delta_b - \delta_a}{\eta_b - \eta_a} \right] \\
& \quad + (\bar{P}xx^T)^{-1}\bar{P} \left[ x \left( D_{\bar{P}}^1 - D_{\bar{P}}^2 + \frac{\bar{\delta}_a}{\bar{\eta}_a} - \frac{\bar{\delta}_b - \bar{\delta}_a}{\bar{\eta}_b - \bar{\eta}_a} - x^T(\bar{P}xx^T)^{-1}\bar{P} \left[ x \begin{pmatrix} \bar{\delta}_a \\ \bar{\eta}_a \end{pmatrix} - \frac{\bar{\delta}_b - \bar{\delta}_a}{\bar{\eta}_b - \bar{\eta}_a} \right] \right) \right] \\
&= \left\{ (\bar{P}xx^T)^{-1}\bar{P} \left[ x \frac{\bar{\delta}_a}{\bar{\eta}_a} \right] - (Pxx^T)^{-1}P \left[ x \frac{\delta_a}{\eta_a} \right] + (\bar{P}xx^T)^{-1}\bar{P} \left[ x \left( D_{\bar{P}}^1 + \frac{\bar{\delta}_a}{\bar{\eta}_a} - x^T(\bar{P}xx^T)^{-1}\bar{P} \left[ x \frac{\bar{\delta}_a}{\bar{\eta}_a} \right] \right) \right] \right\} \\
& \quad - \left\{ (\bar{P}xx^T)^{-1}\bar{P} \left[ x \frac{\bar{\delta}_b - \bar{\delta}_a}{\bar{\eta}_b - \bar{\eta}_a} \right] - (Pxx^T)^{-1}P \left[ x \frac{\delta_b - \delta_a}{\eta_b - \eta_a} \right] \right. \\
& \quad \left. + (\bar{P}xx^T)^{-1}\bar{P} \left[ x \left( D_{\bar{P}}^2 + \frac{\bar{\delta}_b - \bar{\delta}_a}{\bar{\eta}_b - \bar{\eta}_a} - x^T(\bar{P}xx^T)^{-1}\bar{P} \left[ x \frac{\bar{\delta}_b - \bar{\delta}_a}{\bar{\eta}_b - \bar{\eta}_a} \right] \right) \right] \right\}
\end{aligned}$$

Let

$$\begin{aligned}
A &:= (\bar{P}xx^T)^{-1}\bar{P} \left[ x \frac{\bar{\delta}_a}{\bar{\eta}_a} \right] - (Pxx^T)^{-1}P \left[ x \frac{\delta_a}{\eta_a} \right] + (\bar{P}xx^T)^{-1}\bar{P} \left[ x \left( D_{\bar{P}}^1 + \frac{\bar{\delta}_a}{\bar{\eta}_a} - x^T(\bar{P}xx^T)^{-1}\bar{P} \left[ x \frac{\bar{\delta}_a}{\bar{\eta}_a} \right] \right) \right] \\
B &:= (\bar{P}xx^T)^{-1}\bar{P} \left[ x \frac{\bar{\delta}_b - \bar{\delta}_a}{\bar{\eta}_b - \bar{\eta}_a} \right] - (Pxx^T)^{-1}P \left[ x \frac{\delta_b - \delta_a}{\eta_b - \eta_a} \right] \\
& \quad + (\bar{P}xx^T)^{-1}\bar{P} \left[ x \left( D_{\bar{P}}^2 + \frac{\bar{\delta}_b - \bar{\delta}_a}{\bar{\eta}_b - \bar{\eta}_a} - x^T(\bar{P}xx^T)^{-1}\bar{P} \left[ x \frac{\bar{\delta}_b - \bar{\delta}_a}{\bar{\eta}_b - \bar{\eta}_a} \right] \right) \right]
\end{aligned}$$

Direct calculation yields

$$\begin{aligned}
A = & (\bar{P}xx^T)^{-1}P(xx^T)\left(P(xx^T)^{-1} - \bar{P}(xx^T)^{-1}\right)\left(\bar{P}x\frac{\bar{\delta}_a}{\bar{\eta}_a} - Px\frac{\delta_a}{\eta_a}\right) \\
& + ((\bar{P}xx^T)^{-1}P(xx^T) - I)\left((Pxx^T)^{-1} - (\bar{P}xx^T)^{-1}\right)P\left(x\frac{\delta_a}{\eta_a}\right) \\
& + P\left[x\left(\frac{1}{\bar{\eta}_a} - \frac{1}{\eta_a}\right)(\mu_{Y,1_a} - \bar{\mu}_{Y,1_a})\right] + P\left[x\frac{1}{\eta_a}\mathbb{1}\{z = 1_a\}\left(\frac{1}{\bar{\pi}_{1_a}} - \frac{1}{\pi_{1_a}}\right)(\mu_{Y,1_a} - \bar{\mu}_{Y,1_a})\right] \\
& - P\left[x\left(\frac{1}{\bar{\eta}_a} - \frac{1}{\eta_a}\right)(\mu_{Y,0_a} - \bar{\mu}_{Y,0_a})\right] - P\left[x\frac{1}{\eta_a}\mathbb{1}\{z = 0_a\}\left(\frac{1}{\bar{\pi}_{0_a}} - \frac{1}{\pi_{0_a}}\right)(\mu_{Y,0_a} - \bar{\mu}_{Y,0_a})\right] \\
& - P\left[x\left(\frac{\bar{\delta}_a}{\bar{\eta}_a^2} - \frac{\delta_a}{\eta_a^2}\right)(\mu_{D,1_a} - \bar{\mu}_{D,1_a})\right] + P\left[x\frac{\delta_a}{\eta_a^2}\mathbb{1}\{z = 1_a\}\left(\frac{1}{\bar{\pi}_{1_a}} - \frac{1}{\pi_{1_a}}\right)(\mu_{D,1_a} - \bar{\mu}_{D,1_a})\right] \\
& + P\left[x\left(\frac{\bar{\delta}_a}{\bar{\eta}_a^2} - \frac{\delta_a}{\eta_a^2}\right)(\mu_{D,0_a} - \bar{\mu}_{D,0_a})\right] + P\left[x\frac{\delta_a}{\eta_a^2}\mathbb{1}\{z = 0_a\}\left(\frac{1}{\bar{\pi}_{0_a}} - \frac{1}{\pi_{1_a}}\right)(\mu_{D,0_a} - \bar{\mu}_{D,0_a})\right] \\
& + P\left[x\left(\frac{1}{\bar{\eta}_a} - \frac{1}{\eta_a}\right)\mathbb{1}\{z = 1_a\}\left(\frac{1}{\bar{\pi}_{1_a}} - \frac{1}{\pi_{1_a}}\right)(\mu_{Y,1_a} - \bar{\mu}_{Y,1_a})\right] \\
& - P\left[x\left(\frac{1}{\bar{\eta}_a} - \frac{1}{\eta_a}\right)\mathbb{1}\{z = 0_a\}\left(\frac{1}{\bar{\pi}_{0_a}} - \frac{1}{\pi_{0_a}}\right)(\mu_{Y,0_a} - \bar{\mu}_{Y,0_a})\right] \\
& - P\left[x\left(\frac{\bar{\delta}_a}{\bar{\eta}_a^2} - \frac{\delta_a}{\eta_a^2}\right)\mathbb{1}\{z = 0_a\}\left(\frac{1}{\bar{\pi}_{1_a}} - \frac{1}{\pi_{1_a}}\right)(\mu_{D,1_a} - \bar{\mu}_{D,1_a})\right] \\
& + P\left[x\left(\frac{\bar{\delta}_a}{\bar{\eta}_a^2} - \frac{\delta_a}{\eta_a^2}\right)\mathbb{1}\{z = 0_a\}\left(\frac{1}{\bar{\pi}_{0_a}} - \frac{1}{\pi_{0_a}}\right)(\mu_{D,0_a} - \bar{\mu}_{D,0_a})\right] \\
& + P\left[\frac{x\delta_a}{\eta_a^2\bar{\eta}_a}\left[\delta_a(\bar{\eta}_a - \eta_a)^2 + \eta_a(\bar{\eta}_a - \eta_a)(\delta_a - \bar{\delta}_a)\right]\right]
\end{aligned}$$

Similarly, for  $B$ , direct calculation yields

$$\begin{aligned}
B = & (\bar{P}xx^T)^{-1}P(xx^T)\left(P(xx^T)^{-1} - \bar{P}(xx^T)^{-1}\right)\left(\bar{P}x\frac{\bar{\delta}_b - \bar{\delta}_a}{\bar{\eta}_b - \bar{\eta}_a} - Px\frac{\delta_b - \delta_a}{\eta_b - \eta_a}\right) \\
& + ((\bar{P}xx^T)^{-1}P(xx^T) - I)\left((Pxx^T)^{-1} - (\bar{P}xx^T)^{-1}\right)P\left(x\frac{\delta_b - \delta_a}{\eta_b - \eta_a}\right) \\
& + P\left[x\left(\frac{1}{\bar{\eta}_b - \bar{\eta}_a} - \frac{1}{\eta_b - \eta_a}\right)(\mu_{Y,1_b} - \bar{\mu}_{Y,1_b})\right] + P\left[x\frac{1}{\eta_b - \eta_a}\mathbb{1}\{z = 1_b\}\left(\frac{1}{\bar{\pi}_{1_b}} - \frac{1}{\pi_{1_b}}\right)(\mu_{Y,1_b} - \bar{\mu}_{Y,1_b})\right] \\
& - P\left[x\left(\frac{1}{\bar{\eta}_b - \bar{\eta}_a} - \frac{1}{\eta_b - \eta_a}\right)(\mu_{Y,0_b} - \bar{\mu}_{Y,0_b})\right] - P\left[x\frac{1}{\eta_b - \eta_a}\mathbb{1}\{z = 0_b\}\left(\frac{1}{\bar{\pi}_{0_b}} - \frac{1}{\pi_{0_b}}\right)(\mu_{Y,0_b} - \bar{\mu}_{Y,0_b})\right] \\
& - P\left[x\left(\frac{1}{\bar{\eta}_b - \bar{\eta}_a} - \frac{1}{\eta_b - \eta_a}\right)(\mu_{Y,1_a} - \bar{\mu}_{Y,1_a})\right] - P\left[x\frac{1}{\eta_b - \eta_a}\mathbb{1}\{z = 1_a\}\left(\frac{1}{\bar{\pi}_{1_a}} - \frac{1}{\pi_{1_a}}\right)(\mu_{Y,1_a} - \bar{\mu}_{Y,1_a})\right] \\
& + P\left[x\left(\frac{1}{\bar{\eta}_b - \bar{\eta}_a} - \frac{1}{\eta_b - \eta_a}\right)(\mu_{Y,0_a} - \bar{\mu}_{Y,0_a})\right] + P\left[x\frac{1}{\eta_b - \eta_a}\mathbb{1}\{z = 0_a\}\left(\frac{1}{\bar{\pi}_{0_a}} - \frac{1}{\pi_{0_a}}\right)(\mu_{Y,0_a} - \bar{\mu}_{Y,0_a})\right] \\
& - P\left[x\left(\frac{\bar{\delta}_b - \bar{\delta}_a}{\bar{\eta}_b - \bar{\eta}_a} - \frac{\delta_b - \delta_a}{\eta_b - \eta_a}\right)(\mu_{D,1_b} - \bar{\mu}_{D,1_b})\right] - P\left[x\frac{\delta_b - \delta_a}{\eta_b - \eta_a}\mathbb{1}\{z = 1_b\}\left(\frac{1}{\bar{\pi}_{1_b}} - \frac{1}{\pi_{1_b}}\right)(\mu_{D,1_b} - \bar{\mu}_{D,1_b})\right] \\
& + P\left[x\left(\frac{\bar{\delta}_b - \bar{\delta}_a}{\bar{\eta}_b - \bar{\eta}_a} - \frac{\delta_b - \delta_a}{\eta_b - \eta_a}\right)(\mu_{D,0_b} - \bar{\mu}_{D,0_b})\right] + P\left[x\frac{\delta_b - \delta_a}{\eta_b - \eta_a}\mathbb{1}\{z = 0_b\}\left(\frac{1}{\bar{\pi}_{0_b}} - \frac{1}{\pi_{0_b}}\right)(\mu_{D,0_b} - \bar{\mu}_{D,0_b})\right] \\
& + P\left[x\left(\frac{\bar{\delta}_b - \bar{\delta}_a}{\bar{\eta}_b - \bar{\eta}_a} - \frac{\delta_b - \delta_a}{\eta_b - \eta_a}\right)(\mu_{D,1_a} - \bar{\mu}_{D,1_a})\right] + P\left[x\frac{\delta_b - \delta_a}{\eta_b - \eta_a}\mathbb{1}\{z = 1_a\}\left(\frac{1}{\bar{\pi}_{1_a}} - \frac{1}{\pi_{1_a}}\right)(\mu_{D,1_a} - \bar{\mu}_{D,1_a})\right] \\
& - P\left[x\left(\frac{\bar{\delta}_b - \bar{\delta}_a}{\bar{\eta}_b - \bar{\eta}_a} - \frac{\delta_b - \delta_a}{\eta_b - \eta_a}\right)(\mu_{D,0_a} - \bar{\mu}_{D,0_a})\right] - P\left[x\frac{\delta_b - \delta_a}{\eta_b - \eta_a}\mathbb{1}\{z = 0_a\}\left(\frac{1}{\bar{\pi}_{0_a}} - \frac{1}{\pi_{0_a}}\right)(\mu_{D,0_a} - \bar{\mu}_{D,0_a})\right] \\
& + P\left[x\left(\frac{1}{\bar{\eta}_b - \bar{\eta}_a} - \frac{1}{\eta_b - \eta_a}\right)\mathbb{1}\{z = 1_b\}\left(\frac{1}{\bar{\pi}_{1_b}} - \frac{1}{\pi_{1_b}}\right)(\mu_{Y,1_b} - \bar{\mu}_{Y,1_b})\right] \\
& - P\left[x\left(\frac{1}{\bar{\eta}_b - \bar{\eta}_a} - \frac{1}{\eta_b - \eta_a}\right)\mathbb{1}\{z = 0_b\}\left(\frac{1}{\bar{\pi}_{0_b}} - \frac{1}{\pi_{0_b}}\right)(\mu_{Y,0_b} - \bar{\mu}_{Y,0_b})\right] \\
& - P\left[x\left(\frac{1}{\bar{\eta}_b - \bar{\eta}_a} - \frac{1}{\eta_b - \eta_a}\right)\mathbb{1}\{z = 1_a\}\left(\frac{1}{\bar{\pi}_{1_a}} - \frac{1}{\pi_{1_a}}\right)(\mu_{Y,1_a} - \bar{\mu}_{Y,1_a})\right] \\
& + P\left[x\left(\frac{1}{\bar{\eta}_b - \bar{\eta}_a} - \frac{1}{\eta_b - \eta_a}\right)\mathbb{1}\{z = 0_b\}\left(\frac{1}{\bar{\pi}_{0_a}} - \frac{1}{\pi_{0_a}}\right)(\mu_{Y,0_a} - \bar{\mu}_{Y,0_a})\right] \\
& - P\left[x\left(\frac{\bar{\delta}_b - \bar{\delta}_a}{\bar{\eta}_b - \bar{\eta}_a} - \frac{\delta_b - \delta_a}{\eta_b - \eta_a}\right)\mathbb{1}\{z = 1_b\}\left(\frac{1}{\bar{\pi}_{1_b}} - \frac{1}{\pi_{1_b}}\right)(\mu_{D,1_b} - \bar{\mu}_{D,1_b})\right] \\
& + P\left[x\left(\frac{\bar{\delta}_b - \bar{\delta}_a}{\bar{\eta}_b - \bar{\eta}_a} - \frac{\delta_b - \delta_a}{\eta_b - \eta_a}\right)\mathbb{1}\{z = 0_b\}\left(\frac{1}{\bar{\pi}_{0_b}} - \frac{1}{\pi_{0_b}}\right)(\mu_{D,0_b} - \bar{\mu}_{D,0_b})\right] \\
& + P\left[x\left(\frac{\bar{\delta}_b - \bar{\delta}_a}{\bar{\eta}_b - \bar{\eta}_a} - \frac{\delta_b - \delta_a}{\eta_b - \eta_a}\right)\mathbb{1}\{z = 1_a\}\left(\frac{1}{\bar{\pi}_{1_a}} - \frac{1}{\pi_{1_a}}\right)(\mu_{D,1_a} - \bar{\mu}_{D,1_a})\right] \\
& - P\left[x\left(\frac{\bar{\delta}_b - \bar{\delta}_a}{\bar{\eta}_b - \bar{\eta}_a} - \frac{\delta_b - \delta_a}{\eta_b - \eta_a}\right)\mathbb{1}\{z = 0_b\}\left(\frac{1}{\bar{\pi}_{0_a}} - \frac{1}{\pi_{0_a}}\right)(\mu_{D,0_a} - \bar{\mu}_{D,0_a})\right]
\end{aligned}$$

Now we show how to bound  $R(\hat{P}_{n,k}, P_0)$ .

$$\begin{aligned}
& (\mathbb{P}_{n,k}xx^T)^{-1}P_0(xx^T)\left((P_0xx^T)^{-1} - \mathbb{P}_{n,k}(xx^T)^{-1}\right)\left(\mathbb{P}_{n,k}x\frac{\widehat{\delta}_{a,k}}{\widehat{\eta}_{a,k}} - P_0x\frac{\delta_{a,0}}{\eta_{a,0}}\right) \\
& \leq \|\mathbb{P}_{n,k}xx^T\|^{-1}\|P_0(xx^T)\|\left\|\left((P_0xx^T)^{-1} - (\mathbb{P}_{n,k}xx^T)^{-1}\right)\right\|\left\|\left(\mathbb{P}_{n,k}x\frac{\widehat{\delta}_{a,k}}{\widehat{\eta}_{a,k}} - P_0x\frac{\delta_{a,0}}{\eta_{a,0}}\right)\right\| \\
& \lesssim \left\|\left((P_0xx^T)^{-1} - (\mathbb{P}_{n,k}xx^T)^{-1}\right)\right\|_F\left\|\left(\mathbb{P}_{n,k}x\frac{\widehat{\delta}_{a,k}}{\widehat{\eta}_{a,k}} - P_0x\frac{\delta_{a,0}}{\eta_{a,0}}\right)\right\| \\
& \lesssim O_p(1/\sqrt{n})o_p(1) \\
& = o_p(1/\sqrt{n})
\end{aligned}$$

Similarly, we can show that

$$\left((\mathbb{P}_{n,k}xx^T)^{-1}P_0(xx^T) - I\right)\left((P_0xx^T)^{-1} - (\mathbb{P}_{n,k}xx^T)^{-1}\right)P_0\left(x\frac{\delta_{a,0}}{\eta_{a,0}}\right) = o_p(1/\sqrt{n})$$

Also,

$$\begin{aligned}
& P_0\left[x\left(\frac{\widehat{\delta}_{a,k}}{\widehat{\eta}_{a,k}^2} - \frac{\delta_{a,0}}{\eta_{a,0}^2}\right)(\mu_{D,z,0} - \widehat{\mu}_{D,z,k})\right] \\
& \lesssim P_0\left[\left|\left(\frac{\widehat{\delta}_{a,k}}{\widehat{\eta}_{a,k}^2} - \frac{\delta_{a,0}}{\eta_{a,0}^2}\right)(\mu_{D,z,0} - \widehat{\mu}_{D,z,k})\right|\right] \\
& \lesssim P_0\left[|\widehat{\delta}_{a,k} - \delta_{a,0}||\mu_{D,z,0} - \widehat{\mu}_{D,z,k}|\right] + P_0\left[|\widehat{\eta}_{a,k} - \eta_{a,0}||\mu_{D,z,0} - \widehat{\mu}_{D,z,k}|\right] \\
& \leq \left(\|\widehat{\delta}_{a,k} - \delta_{a,0}\|_{L^2(P_0)} + \|\widehat{\eta}_{a,k} - \eta_{a,0}\|_{L^2(P_0)}\right)\|\mu_{D,z,0} - \widehat{\mu}_{D,z,k}\| \\
& = o_p(1/\sqrt{n})
\end{aligned}$$

holds for  $z \in \{0_a, 1_a, 0_b, 1_b\}$ . Similarly, we can show

$$\begin{aligned}
& P_0 \left[ x \left( \frac{1}{\widehat{\eta}_{a,k}} - \frac{1}{\eta_{a,0}} \right) (\mu_{Y,z,0} - \widehat{\mu}_{Y,z,k}) \right] = o_p(1/\sqrt{n}) \\
& P_0 \left[ x \frac{1}{\eta_{a,0}} \mathbb{1}\{z = z'\} \left( \frac{1}{\widehat{\pi}_{z,k}} - \frac{1}{\pi_{z',0}} \right) (\mu_{Y,z',0} - \widehat{\mu}_{Y,z',k}) \right] = o_p(1/\sqrt{n}) \\
& P_0 \left[ x \frac{\delta_{a,0}}{\eta_{a,0}^2} \mathbb{1}\{z = z'\} \left( \frac{1}{\widehat{\pi}_{z',k}} - \frac{1}{\pi_{z',0}} \right) (\mu_{D,z',0} - \widehat{\mu}_{D,z',0}) \right] = o_p(1/\sqrt{n}) \\
& P_0 \left[ x \left( \frac{1}{\widehat{\eta}_{a,k}} - \frac{1}{\eta_{a,0}} \right) \mathbb{1}\{z = z'\} \left( \frac{1}{\widehat{\pi}_{z',0}} - \frac{1}{\pi_{z',0}} \right) (\mu_{Y,z',0} - \bar{\mu}_{Y,z',0}) \right] = o_p(1/\sqrt{n}) \\
& P_0 \left[ x \left( \frac{\widehat{\delta}_{a,k}}{\widehat{\eta}_{a,k}^2} - \frac{\delta_{a,0}}{\eta_{a,0}^2} \right) \mathbb{1}\{z = z'\} \left( \frac{1}{\widehat{\pi}_{z',k}} - \frac{1}{\pi_{z',0}} \right) (\mu_{D,z',0} - \widehat{\mu}_{D,z',0}) \right] = o_p(1/\sqrt{n}) \\
& P_0 \left[ \frac{x\delta_{a,0}}{\eta_{a,0}^2 \widehat{\eta}_{a,k}} \left[ \delta_{a,0}(\widehat{\eta}_{a,k} - \eta_{a,0})^2 + \eta_{a,0}(\widehat{\eta}_{a,k} - \eta_{a,0})(\delta_{a,0} - \widehat{\delta}_{a,k}) \right] \right] = o_p(1/\sqrt{n})
\end{aligned}$$

To sum up,  $A = o_p(1/\sqrt{n})$ . Similarly, we can prove  $B = o_p(1/\sqrt{n})$ . Therefore,  $R(\widehat{P}_{n,k}, P_0) = o_p(1/\sqrt{n})$ .

Following the same steps in Theorem 4, we know

$$\sqrt{n}(\widehat{\beta}_{os}^{(1)} - \beta_{P_0}^{(1)}) = \mathbb{P}_n \phi_{P_0}^{(1)} + o_p(1)$$

Therefore,

$$\sqrt{n}(\widehat{\beta}_{os}^{(1)} - \beta_{P_0}) \rightsquigarrow \mathcal{N} \left( 0, \mathbb{E}_{P_0} \left[ \phi_{P_0}^{(j)T} \phi_{P_0}^{(j)} \right] \right),$$

and

$$W^{(j)} \rightsquigarrow \chi^2(d_x)$$

Therefore,  $T_{Wald}^{(j)}$  is an asymptotically size- $\alpha$  test. □

## S2.11 Proof of Lemma 1

*Proof.* We will show (i)  $\Leftrightarrow$  (ii).  $\Rightarrow$  is obvious. We only need to show  $\Leftarrow$ .

For  $\Leftarrow$ , it is equivalent to show  $A \Rightarrow B$ , where  $A$  is

There exists an  $x^*$ , such that  $\xi_{P_0}(x^*) > 0$ .

and  $B$  is

There exists an  $c$ , such that  $\Omega_{P_0}(c) > 0$ .

We prove this by contradiction. That is, the statement that there exists an  $x^*$ , such that  $\xi_{P_0}(x^*) > 0$  contradicts with the statement that  $\Omega_{P_0}(c) = 0$  for all  $c$ .

Let  $x^* = (x_1^*, \dots, x_{d_1}^*, \dots, x_{d_1+d_2}^*)$  such that  $x^* \in \mathcal{X}_1 \times \mathcal{X}_2$ . Then there exists a set, and  $C := (x_1^*, \dots, x_{d_1}^*, \dots, (a_{d_1+1}, b_{d_1+1}), \dots, (a_{d_1+d_2}, b_{d_1+d_2}))$  such that

$$P_0(C) > 0$$

$|a_i < x_i^* < b_i|$ ,  $|b_i - a_i|$  small enough such that  $\xi_{P_0}(x) > 0$  for  $x \in C$ . We assume  $(-\infty, x_1^*] \times \dots \times (-\infty, x_{d_1}^*] \cap \mathcal{X}_1$  is not empty, the case when it is empty can be handled similarly. Then there must exist a point  $(a_1, \dots, a_{d_1}) \in \mathcal{X}_1$  such that  $\mathcal{X}_1 \cap (a_1, x_1^*] \times \dots \times (a_{d_1}, x_{d_1}^*] = (x_1^*, \dots, x_{d_1}^*)$ . Then

$$\int \xi_{P_0}(x) 1\{x \in (a_1, x_1^*] \times \dots \times (a_{d_1}, x_{d_1}^*] \times (a_{d_1+1}, b_{d_1+1}) \times \dots \times (a_{d_2}, b_{d_2})\} dP_0(x) > 0$$

Since  $X_2$  is absolutely continuous, then

$$\int \theta_{P_0}(x) 1\{x \in (a_1, x_1^*] \times \dots \times (a_{d_1}, x_{d_1}^*] \times (a_{d_1+1}, b_{d_1+1}) \times \dots \times (a_{d_2}, b_{d_2})\} dP_0(x) > 0 \quad (9)$$

Let  $b_i = x_i^*$  for  $i \leq d_1$ , define

$$C = \{c = (c_1, \dots, c_n) : c_i \in \{a_i, b_i\}, i = 1, \dots, d_1 + d_2\}$$



and let  $n(c) = \#\{i : c_i = a_i\}$ . Then if  $\Omega_{P_0}(c) = 0$  for all  $c \in \mathbb{R}^{d_x}$ ,

$$\begin{aligned} 0 &= \sum_{c \in \mathcal{C}} (-1)^{n(c)} \Omega_{P_0}(c) \\ &= \int \xi_{P_0}(x) \mathbb{1}_{(a_1, b_1](x) \times \dots \times (a_{d_1+d_2}, b_{d_1+d_2}]} dP_0(x), \end{aligned}$$

which contradicts with (9).

(ii)  $\Rightarrow$  (iii) is obvious. To show (iii)  $\Rightarrow$  (ii), we just need to notice (iii) implies  $\Omega_{P_0}$  is 0 almost everywhere and the covariates are either continuous or discrete.  $\square$

## S2.12 Proof of Proposition 6

*Proof.* We will pick  $\Omega_P^{(j)}(c)$  as example. We pick a one-dimensional parametric submodel  $\{P_t : t \in [0, \epsilon)\}$ , our goal is to calculate

$$\left. \frac{d\Omega_{P_t}^{(1)}(c)}{dt} \right|_{t=0} = \left. \frac{d\mathbb{E}_{P_t}[\theta_{ACO, P_t}(X) \mathbb{1}_c(X)]}{dt} \right|_{t=0} - \left. \frac{d\mathbb{E}_{P_t}[\theta_{SW, P_t}(X) \mathbb{1}_c(X)]}{dt} \right|_{t=0}$$

Similar to the proof of theorem 5, one can show that

$$\begin{aligned} &\left. \frac{d\mathbb{E}_{P_t}[\theta_{ACO, P_t}(X) - \mathbb{1}_c(X)]}{dt} \right|_{t=0} \\ &= \mathbb{E}_{P_0} \left[ (\theta_{ACO, P_t}(X) - \mathbb{E}_{P_0}[\theta_{ACO, P_t}(X)] + D_P^{(1)} \mathbb{1}_c(X) S(O) \right] \end{aligned}$$

and

$$\begin{aligned} &\left. \frac{d\mathbb{E}_{P_t}[\theta_{SW, P_t}(X) - \mathbb{1}_c(X)]}{dt} \right|_{t=0} \\ &= \mathbb{E}_{P_0} \left[ (\theta_{SW, P_t}(X) - \mathbb{E}_{P_0}[\theta_{SW, P_t}(X)] + D_P^{(2)} \mathbb{1}_c(X) S(O) \right] \end{aligned}$$

so that

$$D_P^{(1)*}(c) = o \mapsto D_P^{(1)}(z, x, d, y) \mathbb{1}_c(x) - D_P^{(2)}(g, z, x, d, y) \mathbb{1}_c(x) + \theta_P^{(1)}(x) \mathbb{1}_c(x) - \Omega_P^{(1)}(c)$$

$\square$

### S2.13 Proof of Theorem 7

Suppose that

1. There exists  $0 < \epsilon < 0.5$  such that  $\epsilon < P_0(Z|X) < 1 - \epsilon$ ,  $\epsilon < P_0(D|Z, X) < 1 - \epsilon$ ,  $\epsilon < \eta_{a, P_0} < 1 - \epsilon$ ,  $\epsilon < \eta_{a, P_0} - \eta_{b, P_0} < 1 - \epsilon$ ,  $\epsilon < \widehat{P}_{n,k}(Z|X) < 1 - \epsilon$ ,  $\epsilon < \widehat{P}_{n,k}(D|Z, X) < 1 - \epsilon$ ,  $\epsilon < \eta_{a, \widehat{P}_{n,k}} < 1 - \epsilon$ ,  $\epsilon < \eta_{a, \widehat{P}_{n,k}} - \eta_{b, \widehat{P}_{n,k}} < 1 - \epsilon$ , ( $k = 1, \dots, K$ ), there is a universal constant  $C$  such that  $|\mathbb{E}_{P_0}[Y|Z, X]| \leq C$ ,  $|\mathbb{E}_{\widehat{P}_{n,k}}[Y|Z, X]| \leq C$  ( $k = 1, \dots, K$ ) with probability one.
2.  $\{D_{P_0}^{(j)*}(c) : c \in \mathcal{X}\}$  is  $P_0$ -Donsker for  $j \in \{1, 2, 3\}$ .
3. Rate conditions for nuisance functions estimation: The convergence rates for all nuisance function estimators are faster than  $n^{-1/4}$ :

$$\begin{aligned} \left\| \pi_{P_0}(z, \cdot) - \pi_{\widehat{P}_{n,k}}(z, \cdot) \right\|_{L^2(P_0)} &= o_p(n^{-1/4}) \\ \left\| \mu_{Y, P_0}(z, \cdot) - \mu_{Y, \widehat{P}_{n,k}}(z, \cdot) \right\|_{L^2(P_0)} &= o_p(n^{-1/4}) \\ \left\| \mu_{D, P_0}(z, \cdot) - \mu_{D, \widehat{P}_{n,k}}(z, \cdot) \right\|_{L^2(P_0)} &= o_p(n^{-1/4}) \end{aligned}$$

for  $z \in \{0_a, 1_a, 0_b, 1_b\}$ ,  $k \in \{1, \dots, K\}$ .

4. Let  $\mathbb{G}_0^{(j)}$  be the limiting process of  $\{\sqrt{n}[\widehat{\Omega}^{(j)}(c) - \Omega_{P_0}^{(j)}(c)], c \in \mathcal{X}\}$ , the distribution function of  $\|\mathbb{G}_0^{(j)}\|_{P_0, p}$  is strictly increasing and continuous in a neighborhood of its  $\alpha$  quantile.

*Proof.* First we will establish asymptotic linearity of  $\widehat{\Omega}_{ee,k}^{(1)}(c)$  for a given  $c$ , so that we can establish asymptotic linearity of  $\widehat{\Omega}_{ee}^{(1)}(c)$ .

We firstly define

$$R(\bar{P}, P; c) = \Omega_{\bar{P}}^{(1)}(c) - \Omega_P^{(1)}(c) + PD_{\bar{P}}^{(1)*}(c).$$

Similar to the proof of theorem 6,  $R(\bar{P}, P; c) = A + B$ , where

$$\begin{aligned}
A = & P \left[ \mathbb{1}_c \left( \frac{1}{\bar{\eta}_a} - \frac{1}{\eta_a} \right) (\mu_{Y,1_a} - \bar{\mu}_{Y,1_a}) \right] + P \left[ \mathbb{1}_c \frac{1}{\eta_a} \mathbb{1}\{z = 1_a\} \left( \frac{1}{\bar{\pi}_{1_a}} - \frac{1}{\pi_{1_a}} \right) (\mu_{Y,1_a} - \bar{\mu}_{Y,1_a}) \right] \\
& - P \left[ \mathbb{1}_c \left( \frac{1}{\bar{\eta}_a} - \frac{1}{\eta_a} \right) (\mu_{Y,0_a} - \bar{\mu}_{Y,0_a}) \right] - P \left[ \mathbb{1}_c \frac{1}{\eta_a} \mathbb{1}\{z = 0_a\} \left( \frac{1}{\bar{\pi}_{0_a}} - \frac{1}{\pi_{0_a}} \right) (\mu_{Y,0_a} - \bar{\mu}_{Y,0_a}) \right] \\
& - P \left[ \mathbb{1}_c \left( \frac{\bar{\delta}_a}{\bar{\eta}_a^2} - \frac{\delta_a}{\eta_a^2} \right) (\mu_{D,1_a} - \bar{\mu}_{D,1_a}) \right] + P \left[ \mathbb{1}_c \frac{\delta_a}{\eta_a^2} \mathbb{1}\{z = 1_a\} \left( \frac{1}{\bar{\pi}_{1_a}} - \frac{1}{\pi_{1_a}} \right) (\mu_{D,1_a} - \bar{\mu}_{D,1_a}) \right] \\
& + P \left[ \mathbb{1}_c \left( \frac{\bar{\delta}_a}{\bar{\eta}_a^2} - \frac{\delta_a}{\eta_a^2} \right) (\mu_{D,0_a} - \bar{\mu}_{D,0_a}) \right] + P \left[ \mathbb{1}_c \frac{\delta_a}{\eta_a^2} \mathbb{1}\{z = 0_a\} \left( \frac{1}{\bar{\pi}_{0_a}} - \frac{1}{\pi_{0_a}} \right) (\mu_{D,0_a} - \bar{\mu}_{D,0_a}) \right] \\
& + P \left[ \mathbb{1}_c \left( \frac{1}{\bar{\eta}_a} - \frac{1}{\eta_a} \right) \mathbb{1}\{z = 1_a\} \left( \frac{1}{\bar{\pi}_{1_a}} - \frac{1}{\pi_{1_a}} \right) (\mu_{Y,1_a} - \bar{\mu}_{Y,1_a}) \right] \\
& - P \left[ \mathbb{1}_c \left( \frac{1}{\bar{\eta}_a} - \frac{1}{\eta_a} \right) \mathbb{1}\{z = 0_a\} \left( \frac{1}{\bar{\pi}_{0_a}} - \frac{1}{\pi_{0_a}} \right) (\mu_{Y,0_a} - \bar{\mu}_{Y,0_a}) \right] \\
& - P \left[ \mathbb{1}_c \left( \frac{\bar{\delta}_a}{\bar{\eta}_a^2} - \frac{\delta_a}{\eta_a^2} \right) \mathbb{1}\{z = 0_a\} \left( \frac{1}{\bar{\pi}_{1_a}} - \frac{1}{\pi_{1_a}} \right) (\mu_{D,1_a} - \bar{\mu}_{D,1_a}) \right] \\
& + P \left[ \mathbb{1}_c \left( \frac{\bar{\delta}_a}{\bar{\eta}_a^2} - \frac{\delta_a}{\eta_a^2} \right) \mathbb{1}\{z = 0_a\} \left( \frac{1}{\bar{\pi}_{0_a}} - \frac{1}{\pi_{0_a}} \right) (\mu_{D,0_a} - \bar{\mu}_{D,0_a}) \right] \\
& + P \left[ \frac{\mathbb{1}_c \delta_a}{\bar{\eta}_a^2 \bar{\eta}_a} \left[ \delta_a (\bar{\eta}_a - \eta_a)^2 + \eta_a (\bar{\eta}_a - \eta_a) (\delta_a - \bar{\delta}_a) \right] \right]
\end{aligned}$$

Similarly, for  $B$ , direct calculation yields

$$\begin{aligned}
B = & P \left[ \mathbb{1}_c \left( \frac{1}{\bar{\eta}_b - \bar{\eta}_a} - \frac{1}{\eta_b - \eta_a} \right) (\mu_{Y,1_b} - \bar{\mu}_{Y,1_b}) \right] + P \left[ \mathbb{1}_c \frac{1}{\eta_b - \eta_a} \mathbb{1}\{z = 1_b\} \left( \frac{1}{\bar{\pi}_{1_b}} - \frac{1}{\pi_{1_b}} \right) (\mu_{Y,1_b} - \bar{\mu}_{Y,1_b}) \right] \\
& - P \left[ \mathbb{1}_c \left( \frac{1}{\bar{\eta}_b - \bar{\eta}_a} - \frac{1}{\eta_b - \eta_a} \right) (\mu_{Y,0_b} - \bar{\mu}_{Y,0_b}) \right] - P \left[ \mathbb{1}_c \frac{1}{\eta_b - \eta_a} \mathbb{1}\{z = 0_b\} \left( \frac{1}{\bar{\pi}_{0_b}} - \frac{1}{\pi_{0_b}} \right) (\mu_{Y,0_b} - \bar{\mu}_{Y,0_b}) \right] \\
& - P \left[ \mathbb{1}_c \left( \frac{1}{\bar{\eta}_b - \bar{\eta}_a} - \frac{1}{\eta_b - \eta_a} \right) (\mu_{Y,1_a} - \bar{\mu}_{Y,1_a}) \right] - P \left[ \mathbb{1}_c \frac{1}{\eta_b - \eta_a} \mathbb{1}\{z = 1_a\} \left( \frac{1}{\bar{\pi}_{1_a}} - \frac{1}{\pi_{1_a}} \right) (\mu_{Y,1_a} - \bar{\mu}_{Y,1_a}) \right] \\
& + P \left[ \mathbb{1}_c \left( \frac{1}{\bar{\eta}_b - \bar{\eta}_a} - \frac{1}{\eta_b - \eta_a} \right) (\mu_{Y,0_a} - \bar{\mu}_{Y,0_a}) \right] + P \left[ \mathbb{1}_c \frac{1}{\eta_b - \eta_a} \mathbb{1}\{z = 0_a\} \left( \frac{1}{\bar{\pi}_{0_a}} - \frac{1}{\pi_{0_a}} \right) (\mu_{Y,0_a} - \bar{\mu}_{Y,0_a}) \right] \\
& - P \left[ \mathbb{1}_c \left( \frac{\bar{\delta}_b - \bar{\delta}_a}{\bar{\eta}_b - \bar{\eta}_a} - \frac{\delta_b - \delta_a}{\eta_b - \eta_a} \right) (\mu_{D,1_b} - \bar{\mu}_{D,1_b}) \right] - P \left[ \mathbb{1}_c \frac{\delta_b - \delta_a}{\eta_b - \eta_a} \mathbb{1}\{z = 1_b\} \left( \frac{1}{\bar{\pi}_{1_b}} - \frac{1}{\pi_{1_b}} \right) (\mu_{D,1_b} - \bar{\mu}_{D,1_b}) \right] \\
& + P \left[ \mathbb{1}_c \left( \frac{\bar{\delta}_b - \bar{\delta}_a}{\bar{\eta}_b - \bar{\eta}_a} - \frac{\delta_b - \delta_a}{\eta_b - \eta_a} \right) (\mu_{D,0_b} - \bar{\mu}_{D,0_b}) \right] + P \left[ \mathbb{1}_c \frac{\delta_b - \delta_a}{\eta_b - \eta_a} \mathbb{1}\{z = 0_b\} \left( \frac{1}{\bar{\pi}_{0_b}} - \frac{1}{\pi_{0_b}} \right) (\mu_{D,0_b} - \bar{\mu}_{D,0_b}) \right] \\
& + P \left[ \mathbb{1}_c \left( \frac{\bar{\delta}_b - \bar{\delta}_a}{\bar{\eta}_b - \bar{\eta}_a} - \frac{\delta_b - \delta_a}{\eta_b - \eta_a} \right) (\mu_{D,1_a} - \bar{\mu}_{D,1_a}) \right] + P \left[ \mathbb{1}_c \frac{\delta_b - \delta_a}{\eta_b - \eta_a} \mathbb{1}\{z = 1_a\} \left( \frac{1}{\bar{\pi}_{1_a}} - \frac{1}{\pi_{1_a}} \right) (\mu_{D,1_a} - \bar{\mu}_{D,1_a}) \right] \\
& - P \left[ \mathbb{1}_c \left( \frac{\bar{\delta}_b - \bar{\delta}_a}{\bar{\eta}_b - \bar{\eta}_a} - \frac{\delta_b - \delta_a}{\eta_b - \eta_a} \right) (\mu_{D,0_a} - \bar{\mu}_{D,0_a}) \right] - P \left[ \mathbb{1}_c \frac{\delta_b - \delta_a}{\eta_b - \eta_a} \mathbb{1}\{z = 0_a\} \left( \frac{1}{\bar{\pi}_{0_a}} - \frac{1}{\pi_{0_a}} \right) (\mu_{D,0_a} - \bar{\mu}_{D,0_a}) \right] \\
& + P \left[ \mathbb{1}_c \left( \frac{1}{\bar{\eta}_b - \bar{\eta}_a} - \frac{1}{\eta_b - \eta_a} \right) \mathbb{1}\{z = 1_b\} \left( \frac{1}{\bar{\pi}_{1_b}} - \frac{1}{\pi_{1_b}} \right) (\mu_{Y,1_b} - \bar{\mu}_{Y,1_b}) \right] \\
& - P \left[ \mathbb{1}_c \left( \frac{1}{\bar{\eta}_b - \bar{\eta}_a} - \frac{1}{\eta_b - \eta_a} \right) \mathbb{1}\{z = 0_b\} \left( \frac{1}{\bar{\pi}_{0_b}} - \frac{1}{\pi_{0_b}} \right) (\mu_{Y,0_b} - \bar{\mu}_{Y,0_b}) \right] \\
& - P \left[ \mathbb{1}_c \left( \frac{1}{\bar{\eta}_b - \bar{\eta}_a} - \frac{1}{\eta_b - \eta_a} \right) \mathbb{1}\{z = 1_a\} \left( \frac{1}{\bar{\pi}_{1_a}} - \frac{1}{\pi_{1_a}} \right) (\mu_{Y,1_a} - \bar{\mu}_{Y,1_a}) \right] \\
& + P \left[ \mathbb{1}_c \left( \frac{1}{\bar{\eta}_b - \bar{\eta}_a} - \frac{1}{\eta_b - \eta_a} \right) \mathbb{1}\{z = 0_a\} \left( \frac{1}{\bar{\pi}_{0_a}} - \frac{1}{\pi_{0_a}} \right) (\mu_{Y,0_a} - \bar{\mu}_{Y,0_a}) \right] \\
& - P \left[ \mathbb{1}_c \left( \frac{\bar{\delta}_b - \bar{\delta}_a}{\bar{\eta}_b - \bar{\eta}_a} - \frac{\delta_b - \delta_a}{\eta_b - \eta_a} \right) \mathbb{1}\{z = 1_b\} \left( \frac{1}{\bar{\pi}_{1_b}} - \frac{1}{\pi_{1_b}} \right) (\mu_{D,1_b} - \bar{\mu}_{D,1_b}) \right] \\
& + P \left[ \mathbb{1}_c \left( \frac{\bar{\delta}_b - \bar{\delta}_a}{\bar{\eta}_b - \bar{\eta}_a} - \frac{\delta_b - \delta_a}{\eta_b - \eta_a} \right) \mathbb{1}\{z = 0_b\} \left( \frac{1}{\bar{\pi}_{0_b}} - \frac{1}{\pi_{0_b}} \right) (\mu_{D,0_b} - \bar{\mu}_{D,0_b}) \right] \\
& + P \left[ \mathbb{1}_c \left( \frac{\bar{\delta}_b - \bar{\delta}_a}{\bar{\eta}_b - \bar{\eta}_a} - \frac{\delta_b - \delta_a}{\eta_b - \eta_a} \right) \mathbb{1}\{z = 1_a\} \left( \frac{1}{\bar{\pi}_{1_a}} - \frac{1}{\pi_{1_a}} \right) (\mu_{D,1_a} - \bar{\mu}_{D,1_a}) \right] \\
& - P \left[ \mathbb{1}_c \left( \frac{\bar{\delta}_b - \bar{\delta}_a}{\bar{\eta}_b - \bar{\eta}_a} - \frac{\delta_b - \delta_a}{\eta_b - \eta_a} \right) \mathbb{1}\{z = 0_a\} \left( \frac{1}{\bar{\pi}_{0_a}} - \frac{1}{\pi_{0_a}} \right) (\mu_{D,0_a} - \bar{\mu}_{D,0_a}) \right]
\end{aligned}$$

By similar argument in Theorem 6 and  $\mathbb{1}_c \leq 1$ , we know  $\sup_c |R(\hat{P}_{n,k}, P_0)(c)| = o_p(1/\sqrt{n})$ . Now we consider the empirical process term

$$\mathbb{G}_{n,k}(D_{\hat{P}_{n,k}}^{(1)*}(c) - D_{P_0}^{(1)*}(c)) = \sqrt{n_k}(\mathbb{P}_{n,k} - P_0)(D_{\hat{P}_{n,k}}^{(1)*}(c) - D_{P_0}^{(1)*}(c))$$

Define  $\mathcal{F} := \{D_{\widehat{P}_{n,k}}^{(1)*}(c) - D_{P_0}^{(1)*}(c) : c \in \mathcal{X}\}$ , then  $\sup_c |\mathbb{G}_{n,k}(D_{\widehat{P}_{n,k}}^{(1)*}(c) - D_{P_0}^{(1)*}(c))|$  can be written as  $\sup_{f \in \mathcal{F}} |\mathbb{G}_{n,k}f|$ . To show the supreme of this empirical process is  $o_p(1)$ , we will bound

$$\mathbb{E}_{P_0} \left[ \sup_{f \in \mathcal{F}_{n,k}} |\mathbb{G}_{n,k}f| \right] = \mathbb{E}_{P_0} \left[ \mathbb{E}_{P_0} \left[ \sup_{f \in \mathcal{F}_{n,k}} |\mathbb{G}_{n,k}f| \middle| O_i, i \in I_k \right] \right].$$

After condition on  $\{O_i, i \in I_k^c\}$ , the estimated nuisance functions can be treated as fixed. Let  $F_{n,k}(o)$  be an envelop function of  $\mathcal{F}_{n,k}$ . Then by Theorem 2.14.1 of van der Vaart and Wellner (2023). It holds that

$$\mathbb{E}_{P_0} \left[ \sup_{f \in \mathcal{F}_{n,k}} |\mathbb{G}_{n,k}f| \middle| O_i, i \in I_k \right] \lesssim \sqrt{\mathbb{E}_{P_0} \left[ F_{n,k}(O)^2 \middle| O_i, i \in I_k^c \right]} J(1, \mathcal{F}_{n,k} | F_{n,k}, L^2)$$

where  $J(1, \mathcal{F}_{n,k} | F_{n,k}, L^2)$  is the uniform entropy integral. Our goal is to show that

- $J(1, \mathcal{F}_{n,k} | F_{n,k}, L^2) = O(1)$
- There exists an  $F_{n,k}(o)$  such that  $\sqrt{\mathbb{E}_{P_0} \left[ F_{n,k}(O)^2 \middle| O_i, i \in I_k^c \right]} = o(1)$ .

To show  $J(1, \mathcal{F}_{n,k} | F_{n,k}, L^2) = O(1)$ , we notice that  $\mathcal{F}_{n,k}$  is a linear combination of elements from the following three class

$$\begin{aligned} \mathcal{A}_1 &:= \{[D_{\widehat{P}_{n,k}}^{(1)*}(o) - D_{P_0}^{(1)*}(o)] \mathbb{1}_c : c \in \mathcal{C}\} \\ \mathcal{A}_2 &:= \left\{ \left[ \frac{\delta_{a, \widehat{P}_{n,k}}}{\eta_{a, \widehat{P}_{n,k}}} - \frac{\delta_{a, P_0}}{\eta_{a, P_0}} \right] \mathbb{1}_c : c \in \mathcal{C} \right\} \\ \mathcal{A}_3 &:= \left\{ \left[ \mathbb{P}_{n,k} \frac{\delta_{a, \widehat{P}_{n,k}}}{\eta_{a, \widehat{P}_{n,k}}} \mathbb{1}_c - P_0 \frac{\delta_{a, P_0}}{\eta_{a, P_0}} \mathbb{1}_c \right] : c \in \mathcal{C} \right\} \end{aligned}$$

Since  $\mathcal{A}_4 := \{\mathbb{1}_c : c \in \mathcal{X}\}$  is a VC class with VC index  $d_x + 1$ , by Theorem 2.6.7 of van der Vaart and Wellner (2023), the covering number satisfies

$$N(\epsilon \|F\|_{Q,2}, \mathcal{A}_4, L^2(Q)) \leq K \left( \frac{1}{\epsilon} \right)^{2d_x}$$

By the similar reasoning from the proof of Lemma 2 in Westling (2022), We know  $J(1, \mathcal{F}_{n,k} | F_{n,k}, L^2) = O(1)$ .

Next we derive an envelope function  $F_{n,k}$ , and verify it satisfies  $\sqrt{\mathbb{E}_{P_0} \left[ F_{n,k}(O)^2 \middle| O_i, i \in I_k^c \right]} = o(1)$ .

$$\begin{aligned}
& D_{\widehat{P}_{n,k}}^{(1)*} \mathbb{1}_c - D_{P_0}^{(1)*} (c) \\
&= \underbrace{\left[ D_{\widehat{P}_{n,k}}^{(1)} \mathbb{1}_c + \theta_{ACO, \widehat{P}_{n,k}} \mathbb{1}_c - \int \mathbb{1}_c \theta_{ACO, \widehat{P}_{n,k}} dP_{n,k} \right]}_A - \underbrace{\left[ D_{P_0}^{(1)} \mathbb{1}_c + \theta_{ACO, P_0} - \int \mathbb{1}_c \theta_{ACO, P_0} dP_0 \right]}_B \\
&+ \underbrace{\left[ D_{\widehat{P}_{n,k}}^{(2)} \mathbb{1}_c + \theta_{SW, \widehat{P}_{n,k}} - \int \mathbb{1}_c \theta_{SW, \widehat{P}_{n,k}} dP_{n,k} \right]}_B - \underbrace{\left[ D_{P_0}^{(2)} \mathbb{1}_c + \theta_{SW, P_0} - \int \mathbb{1}_c \theta_{SW, P_0} dP_0 \right]}_B
\end{aligned}$$

We firstly consider term A. For  $z' \in \{o_a, 1_a, 0_b, 1_b\}$ ,

$$\begin{aligned}
& \left| \frac{\mathbb{1}_c}{\eta_{a, \widehat{P}_{n,k}}} \left[ \frac{\mathbb{1}\{z = z'\}}{\widehat{\pi}_{z',k}} [y - \widehat{\mu}_{Y,z',k}] \right] - \frac{\mathbb{1}_c}{\eta_{a, P_0}} \left[ \frac{\mathbb{1}\{z = z'\}}{\pi_{z',0}} [y - \mu_{Y,z',0}] \right] \right| \\
&\leq \left| \left( \frac{1}{\eta_{a, \widehat{P}_{n,k}}} - \frac{1}{\eta_{a, P_0}} \right) \left[ \frac{\mathbb{1}\{z = z'\}}{\widehat{\pi}_{z',k}} [y - \widehat{\mu}_{Y,z',k}] \right] + \frac{1}{\eta_{a, P_0}} \left[ \mathbb{1}\{z = z'\} \left( \frac{1}{\widehat{\pi}_{z',k}} - \frac{1}{\pi_{z',0}} \right) [y - \widehat{\mu}_{Y,z',k}] \right] \right| \\
&\quad + \left| \frac{1}{\eta_{a, P_0}} \left[ \mathbb{1}\{z = z'\} \frac{1}{\pi_{z',0}} [(\mu_{Y,z',0} - \widehat{\mu}_{Y,z',k})] \right] \right| \\
&\leq C \left| \eta_{a, \widehat{P}_{n,k}} - \eta_{a, P_0} \right| (|y| + C) + C \left| \widehat{\pi}_{z',k} - \pi_{z',0} \right| (|y| + C) + C (|\widehat{\mu}_{Y,z',k} - \mu_{Y,z',0}|) \\
&\leq C \max_{z \in \{0_a, 1_a\}} \left| \widehat{\mu}_{D,z,k} - \mu_{D,z,0} \right| (|y| + C) + C \left| \widehat{\pi}_{z',k} - \pi_{z',0} \right| (|y| + C) + C |\widehat{\mu}_{Y,z',k} - \mu_{Y,z',0}|
\end{aligned}$$

Similarly,

$$\begin{aligned}
& \left| \frac{\mathbb{1}_c \delta_{a, \widehat{P}_{n,k}}}{\eta_{a, \widehat{P}_{n,k}}^2} \left[ \frac{\mathbb{1}\{z = z'\}}{\widehat{\pi}_{z',k}} [d - \widehat{\mu}_{D,z',k}] \right] - \frac{\mathbb{1}_c \delta_{a, P_0}}{\eta_{a, P_0}^2} \left[ \frac{\mathbb{1}\{z = z'\}}{\pi_{z',0}} [d - \mu_{D,z',0}] \right] \right| \\
&\leq C \max_{z \in \{0_a, 1_a\}, B \in \{Y, D\}} \left| \widehat{\mu}_{B,z,k} - \mu_{B,z,0} \right| + C \left| \widehat{\pi}_{z',k} - \pi_{z',0} \right| + C |\widehat{\mu}_{D,z',k} - \mu_{D,z',0}|
\end{aligned}$$

Furthermore, we have

$$\begin{aligned}
& |\theta_{ACO, \widehat{P}_{n,k}} \mathbb{1}_c - \theta_{ACO, P_0} \mathbb{1}_c| \leq C \max_{z \in \{0_a, 1_a\}, B \in \{Y, D\}} \left| \widehat{\mu}_{B,z,k} - \mu_{B,z,0} \right| \\
& \int \mathbb{1}_c \theta_{ACO, \widehat{P}_{n,k}} dP_{n,k} - \int \mathbb{1}_c \theta_{ACO, P_0} dP_0 \leq \sup_{c \in C} |(\mathbb{P}_{n,k} - P_0) \mathbb{1}_c \theta_{ACO, \widehat{P}_{n,k}}| + C \max_{z \in \{0_a, 1_a\}, B \in \{Y, D\}} P_0 \left| \widehat{\mu}_{B,z,k} - \mu_{B,z,0} \right|
\end{aligned}$$

Therefore,

$$\begin{aligned}
|A| &\leq \left| D_{\widehat{P}_{n,k}}^{(1)} \mathbb{1}_c - D_{P_0}^{(1)} \mathbb{1}_c \right| + \left| \theta_{ACO, \widehat{P}_{n,k}} \mathbb{1}_c - \theta_{ACO, P_0} \mathbb{1}_c \right| + \left| \int \mathbb{1}_c \theta_{ACO, \widehat{P}_{n,k}} d\mathbb{P}_{n,k} - \int \mathbb{1}_c \theta_{ACO, P_0} dP_0 \right| \\
&\leq C \max_{z \in \{0_a, 1_a\}, B \in \{Y, D\}} \left| \widehat{\mu}_{B,z,k} - \mu_{B,z,0} \right| (|y| + C) + C \sup_{z \in \{0_a, 1_a\}} \left| \widehat{\pi}_{z,k} - \pi_{z,0} \right| (|y| + C) \\
&\quad + \sup_{c \in \mathcal{C}} |(\mathbb{P}_{n,k} - P_0) \mathbb{1}_c \theta_{ACO, \widehat{P}_{n,k}}| + C \max_{z \in \{0_a, 1_a\}, B \in \{Y, D\}} P_0 \left| \widehat{\mu}_{B,z,k} - \mu_{B,z,0} \right|
\end{aligned}$$

We can obtain a similar bound for  $B$ , to sum up, we can take

$$\begin{aligned}
&F_{n,k} \\
&= C \max_{z \in \{0_a, 1_a, 0_b, 1_b\}, B \in \{Y, D\}} \left| \widehat{\mu}_{B,z,k} - \mu_{B,z,0} \right| (|y| + C) + C \sup_{z \in \{0_a, 1_a, 0_b, 1_b\}} \left| \widehat{\pi}_{z,k} - \pi_{z,0} \right| (|y| + C) \\
&\quad + \sup_{c \in \mathcal{C}} |(\mathbb{P}_{n,k} - P_0) \mathbb{1}_c \theta_{SW, \widehat{P}_{n,k}}| + \sup_{c \in \mathcal{C}} |(\mathbb{P}_{n,k} - P_0) \mathbb{1}_c \theta_{ACO, \widehat{P}_{n,k}}| \\
&\quad + C \max_{z \in \{0_a, 1_a, 0_b, 1_b\}, B \in \{Y, D\}} P_0 \left| \widehat{\mu}_{B,z,k} - \mu_{B,z,0} \right|
\end{aligned}$$

and our assumption equipped with triangle inequality implies that  $\|F_{n,k}\|_{P_0,2} \xrightarrow{P_0} 0$ , uniform boundedness of  $\|F_{n,k}\|_{P_0,2}$  implies  $E[\|F_{n,k}\|_{P_0,2}] \rightarrow 0$  therefore,

$$\begin{aligned}
&\mathbb{E}_{P_0} \left[ \sup_{f \in \mathcal{F}_{n,k}} |\mathbb{G}_{n,k} f| \right] \\
&= \mathbb{E}_{P_0} \left[ \mathbb{E}_{P_0} \left[ \sup_{f \in \mathcal{F}_{n,k}} |\mathbb{G}_{n,k} f| \middle| O_i, i \in I_k \right] \right] \\
&\lesssim \mathbb{E}_{P_0} \left\{ \sqrt{\mathbb{E}_{P_0} \left[ F_{n,k}(O)^2 \middle| O_i, i \in I_k^c \right]} \right\} J(1, \mathcal{F}_{n,k} | F_{n,k}, L^2) \\
&= o(1)O(1) = o(1)
\end{aligned}$$

To sum up, we have already shown that

$$\max_k \sup_c |\mathbb{G}_{n,k}(D_{\widehat{P}_{n,k}}^{(1)*}(c) - D_{P_0}^{(1)*}(c))| = o_p(1)$$

and the one-step estimator has the following expansion:

$$\widehat{\Omega}_{ee}^{(1)}(c) - \Omega_{P_0}^{(1)}(c) = \frac{1}{n} \sum_{i=1}^n D_{P_0}^{(1)*}(c)(O_i) + r_n(c).$$

with  $\sup_{c \in \mathcal{X}} |r_n(c)| = o_p(1/\sqrt{n})$ .

The rest of the proof is similar to that of Westling (2022). □

### S3 Additional simulation results for proposed estimator and projection-based tests

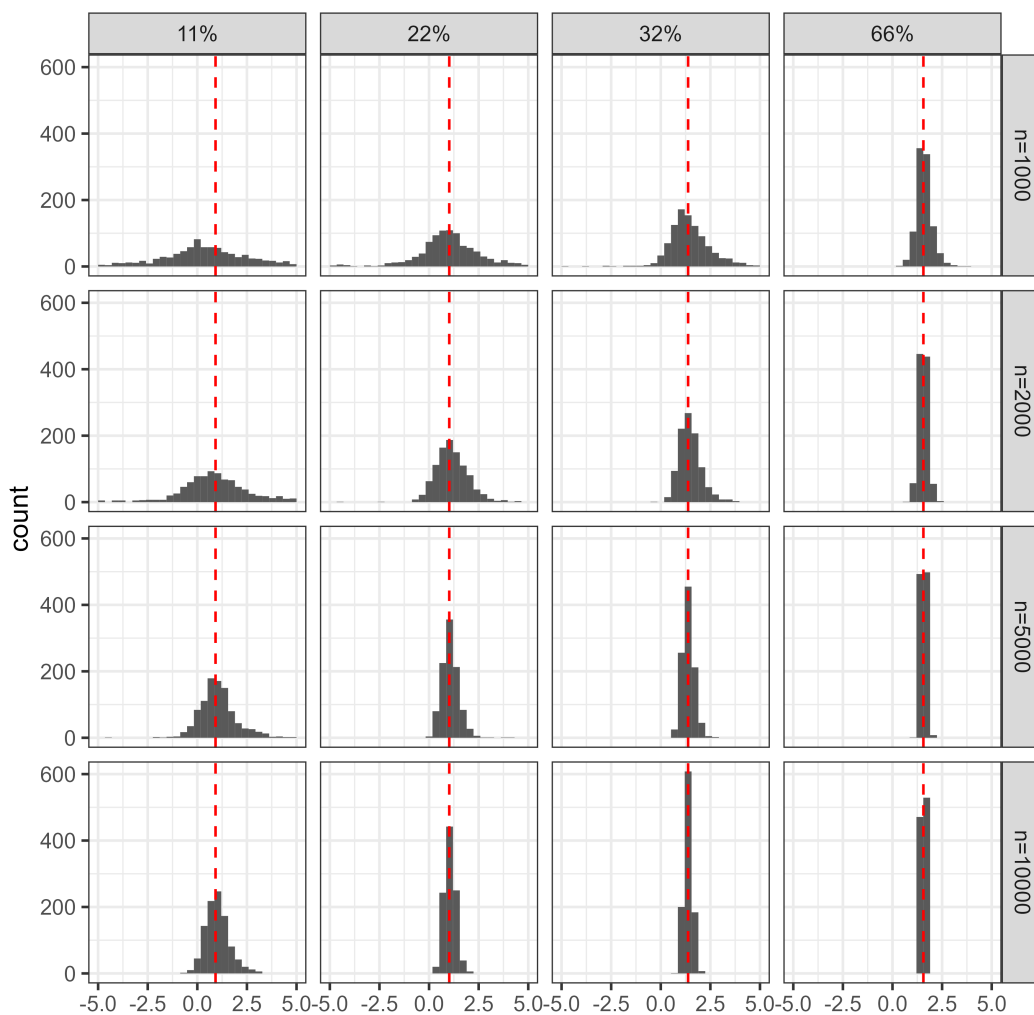


Figure S.1: Sampling distribution of the estimating equation-based estimator when the outcome is continuous. Simulations are repeated 1000 times. Datasets are generating with  $\beta = (2, 2, 2)$ . Four proportions of SW are considered. The dashed red lines represents the ground truth SWATE in each setting.



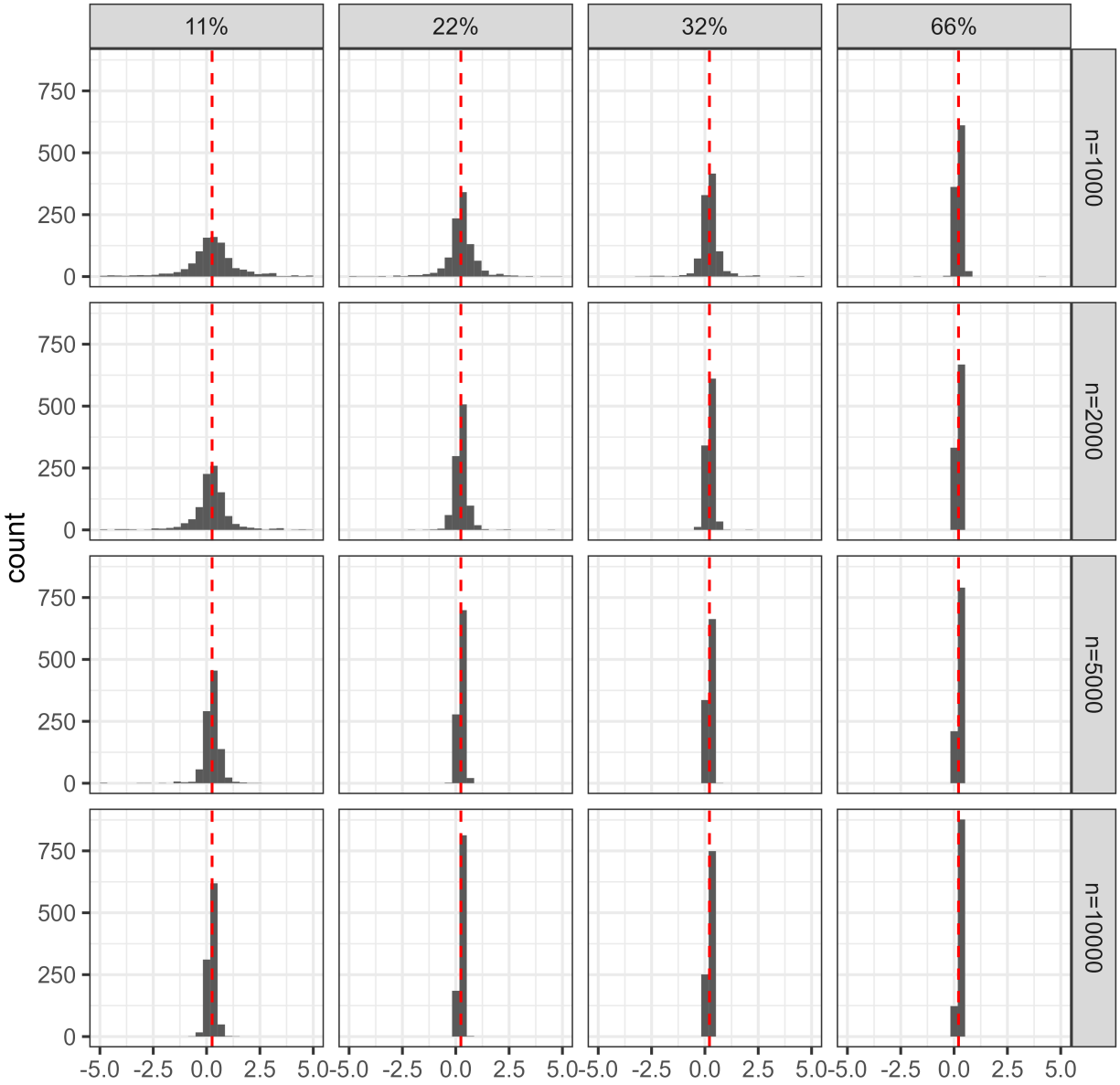


Figure S.2: Sampling distribution of estimating equation estimator when the outcome is binary. Simulations are repeated 1000 times. Datasets are generating with  $\beta = (0, 1, -1)$ . Four proportions of SW are considered. The dashed red lines represents the ground truth SWATE in each setting.

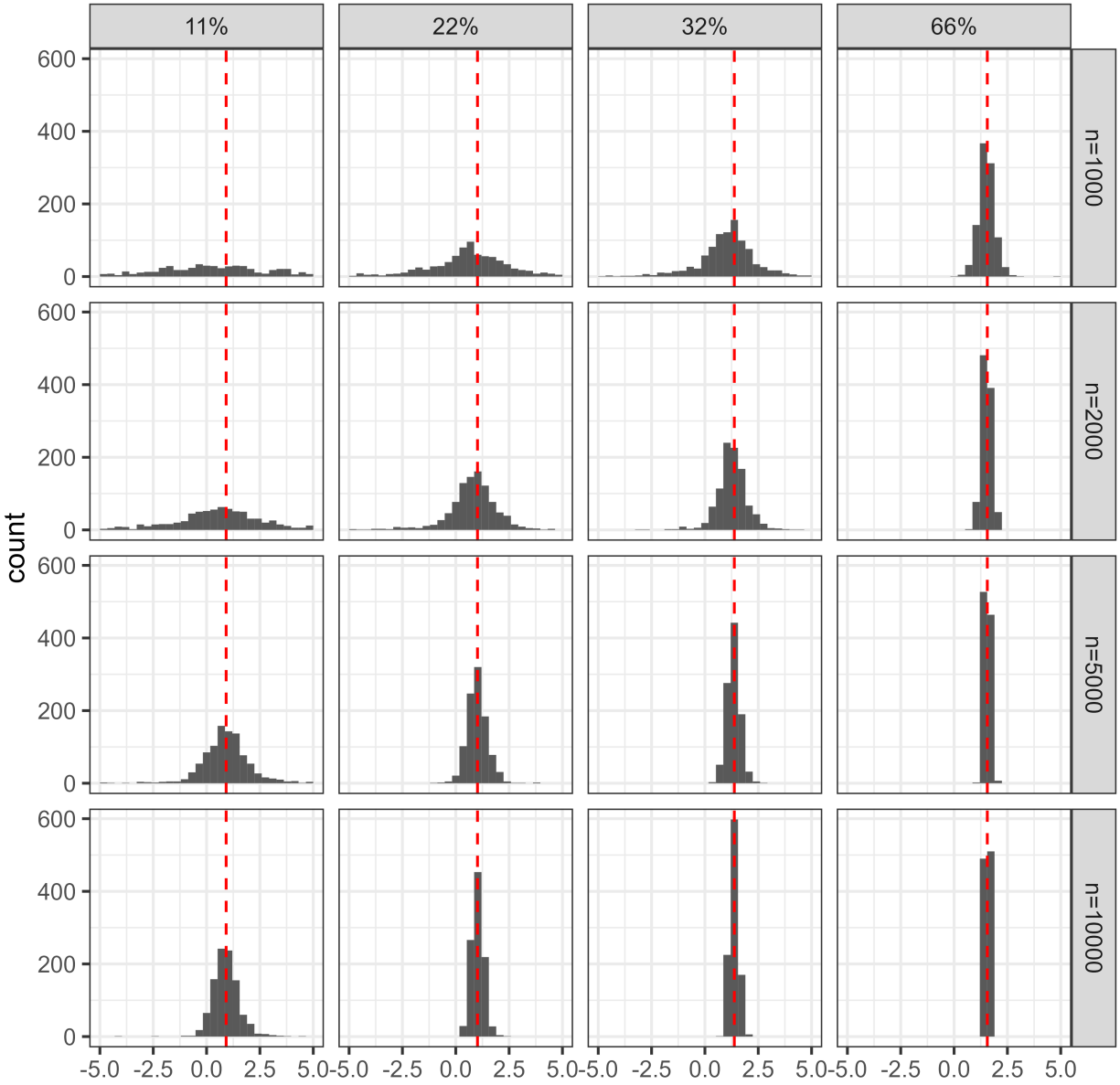


Figure S.3: Sampling distribution of one-step estimator when the outcome is continuous. Simulations are repeated 1000 times. Datasets are generating with  $\beta = (0, 1, -1)$ . Four proportions of SW are considered. The dashed red lines represents the ground truth SWATE in each setting.

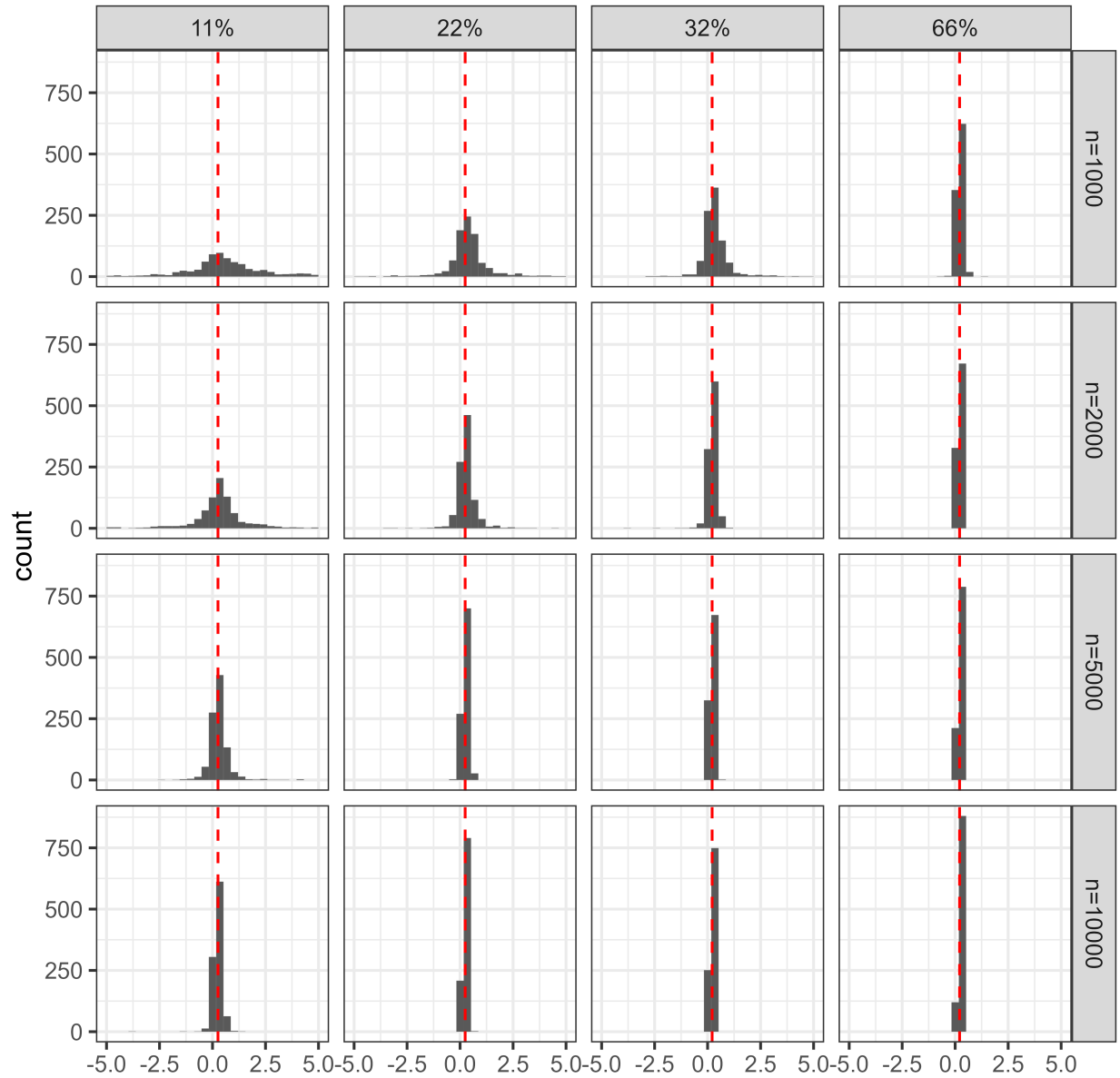


Figure S.4: Sampling distribution of one-step estimator when the outcome is binary. Simulations are repeated 1000 times. Datasets are generating with  $\beta = (0, 1, -1)$ . Four proportions of SW are considered. The dashed red lines represents the ground truth SWATE in each setting.

Table S2: Simulation results for  $\widehat{\psi}_{ee}$  when the outcome is binary

$\beta$	SWI %	SWATE	Sample size	Estimate	Relative bias	Bias	Se est	Coverage	Acceptance rate
(0,1-1)	11%	0.257	1000	0.383	0.955	3.704	17.015	0.912	0.999
			2000	-0.070	-0.328	-1.272	4.664	0.956	1.000
			5000	0.246	-0.012	-0.045	0.337	0.966	1.000
			10000	0.247	-0.011	-0.043	0.171	0.949	1.000
	22%	0.241	1000	0.192	-0.048	-0.200	1.232	0.937	1.000
			2000	0.236	-0.005	-0.021	0.304	0.963	1.000
			5000	0.248	0.008	0.032	0.136	0.962	1.000
			10000	0.247	0.006	0.026	0.087	0.944	1.000
	32%	0.212	1000	0.279	0.067	0.313	0.395	0.939	1.000
			2000	0.226	0.014	0.064	0.178	0.976	1.000
			5000	0.210	-0.003	-0.012	0.095	0.963	1.000
			10000	0.213	0.001	0.003	0.063	0.964	1.000
	66%	0.208	1000	0.224	0.016	0.075	0.121	0.934	1.000
			2000	0.204	-0.004	-0.018	0.073	0.951	1.000
			5000	0.206	-0.003	-0.012	0.043	0.956	1.000
			10000	0.205	-0.003	-0.016	0.029	0.956	1.000
(0,2,-3)	11%	0.524	1000	1.091	0.531	1.013	20.669	0.922	0.998
			2000	0.576	0.051	0.097	2.751	0.935	1.000
			5000	0.581	0.057	0.109	0.321	0.961	1.000
			10000	0.541	0.016	0.031	0.174	0.952	1.000
	22%	0.518	1000	0.805	0.287	0.555	1.293	0.924	1.000
			2000	0.555	-1.261	-2.434	0.311	0.971	0.999
			5000	0.530	0.012	0.023	0.140	0.968	1.000
			10000	0.521	0.003	0.006	0.088	0.940	1.000
	32%	0.511	1000	0.510	-0.002	-0.003	0.376	0.960	1.000
			2000	0.520	0.009	0.018	0.188	0.970	1.000
			5000	0.512	0.001	0.002	0.098	0.974	1.000
			10000	0.512	0.001	0.001	0.064	0.968	1.000
	66%	0.510	1000	0.522	0.012	0.023	0.126	0.935	1.000
			2000	0.513	0.003	0.006	0.077	0.950	1.000
			5000	0.512	0.001	0.003	0.044	0.955	1.000
			10000	0.510	0.000	-0.001	0.030	0.954	1.000

<sup>1</sup> True values of SWATE under each setting.

<sup>2</sup> Truncated means of point estimates. Point estimates are truncated if absolute value are bigger than 500.

<sup>3</sup> 90% Winsorized mean of standard error estimates.

<sup>4</sup> Proportion of point estimates which are not truncated.

Table S3: Simulation results for  $\hat{\psi}_{os}$  when the outcome is continuous

$\beta$	SWI %	SWATE	Sample size	Estimate	Relative bias	Bias	Se est	Coverage	Acceptance rate
(2,2,2)	11%	0.917	1000	-3.122	-4.040	-4.402	43.614	0.863	0.947
			2000	-5.087	-6.004	-6.543	10.774	0.864	0.976
			5000	0.744	-0.174	-0.190	1.018	0.928	0.997
			10000	0.902	-0.015	-0.017	0.546	0.932	1.000
	22%	1.019	1000	-7.244	-8.263	-8.109	4.852	0.849	0.987
			2000	0.597	-0.422	-0.415	0.966	0.914	0.998
			5000	1.008	-0.011	-0.011	0.430	0.943	1.000
			10000	1.025	0.006	0.006	0.273	0.953	1.000
	32%	1.377	1000	-0.404	-1.781	-1.293	1.259	0.885	0.996
			2000	1.232	-0.146	-0.106	0.606	0.931	1.000
			5000	1.334	-0.044	-0.032	0.304	0.936	1.000
			10000	1.364	-0.014	-0.010	0.202	0.946	1.000
66%	1.557	1000	1.531	-0.026	-0.017	0.341	0.938	1.000	
		2000	1.522	-0.036	-0.023	0.210	0.934	1.000	
		5000	1.550	-0.007	-0.005	0.122	0.938	1.000	
		10000	1.557	-0.001	-0.001	0.083	0.951	1.000	
(4,4,4)	11%	0.906	1000	-4.529	-5.436	-5.994	51.315	0.859	0.946
			2000	-1.545	-2.452	-2.704	9.969	0.856	0.971
			5000	0.090	-0.817	-0.901	1.216	0.910	0.992
			10000	0.941	0.035	0.038	0.607	0.935	1.000
	22%	1.146	1000	-2.536	-3.682	-3.211	5.562	0.865	0.978
			2000	-0.637	-1.783	-1.555	1.298	0.906	0.995
			5000	1.080	-0.067	-0.058	0.546	0.953	1.000
			10000	1.108	-0.038	-0.033	0.340	0.942	1.000
	32%	1.699	1000	-0.306	-2.006	-1.180	1.721	0.907	0.998
			2000	1.412	-0.287	-0.169	0.853	0.945	1.000
			5000	1.615	-0.084	-0.050	0.425	0.955	1.000
			10000	1.688	-0.011	-0.006	0.278	0.953	1.000
66%	2.315	1000	2.199	-0.117	-0.050	0.574	0.943	1.000	
		2000	2.286	-0.029	-0.013	0.350	0.952	1.000	
		5000	2.284	-0.032	-0.014	0.202	0.954	1.000	
		10000	2.298	-0.018	-0.008	0.138	0.967	1.000	

<sup>1</sup> True values of SWATE under each setting.

<sup>2</sup> Truncated means of point estimates. Point estimates are truncated if absolute value are bigger than 500.

<sup>3</sup> 90% Winsorized mean of standard error estimates.

<sup>4</sup> Proportion of point estimates which are not truncated.

Table S4: Simulation results for  $\widehat{\psi}_{os}$  when the outcome is binary

$\beta$	SWI %	SWATE	Sample size	Estimate	Relative bias	Bias	Se est	Coverage	Acceptance rate
(0,1-1)	11%	0.257	1000	0.769	0.512	1.984	2.679	0.914	0.790
			2000	0.404	0.146	0.568	1.090	0.917	0.884
			5000	0.284	0.026	0.100	0.370	0.922	0.988
			10000	0.255	-0.003	-0.012	0.172	0.937	1.000
	22%	0.241	1000	0.444	0.204	0.846	0.859	0.915	0.931
			2000	0.219	-0.022	-0.090	0.324	0.924	0.998
			5000	0.242	0.002	0.007	0.136	0.953	1.000
			10000	0.243	0.002	0.010	0.087	0.956	1.000
	32%	0.212	1000	0.381	0.168	0.792	0.414	0.927	0.984
			2000	0.233	0.021	0.097	0.186	0.955	1.000
			5000	0.215	0.002	0.011	0.095	0.944	1.000
			10000	0.210	-0.002	-0.011	0.063	0.956	1.000
	66%	0.208	1000	0.214	0.006	0.029	0.120	0.954	1.000
			2000	0.209	0.000	0.002	0.073	0.945	1.000
			5000	0.205	-0.003	-0.013	0.043	0.951	1.000
			10000	0.205	-0.003	-0.015	0.029	0.952	1.000
(0,2,-3)	11%	0.524	1000	0.506	-0.019	-0.036	2.304	0.917	0.796
			2000	0.495	-0.029	-0.056	1.725	0.919	0.894
			5000	0.461	-0.064	-0.122	0.363	0.930	0.994
			10000	0.513	-0.011	-0.022	0.179	0.931	0.999
	22%	0.518	1000	0.505	-0.013	-0.026	0.853	0.904	0.923
			2000	0.440	-0.078	-0.151	0.331	0.930	0.987
			5000	0.508	-0.010	-0.020	0.139	0.963	1.000
			10000	0.521	0.003	0.005	0.089	0.953	1.000
	32%	0.511	1000	0.445	-0.067	-0.131	0.397	0.911	0.989
			2000	0.491	-0.020	-0.040	0.197	0.953	1.000
			5000	0.504	-0.007	-0.014	0.098	0.950	1.000
			10000	0.509	-0.002	-0.004	0.065	0.965	1.000
	66%	0.51	1000	0.514	0.004	0.008	0.130	0.939	1.000
			2000	0.508	-0.003	-0.005	0.077	0.951	1.000
			5000	0.507	-0.004	-0.007	0.045	0.956	1.000
			10000	0.507	-0.003	-0.006	0.030	0.950	1.000

<sup>1</sup> True values of SWATE under each setting.

<sup>2</sup> Truncated means of point estimates. Point estimates are truncated if absolute value are bigger than 500.

<sup>3</sup> 90% Winsorized mean of standard error estimates.

<sup>4</sup> Proportion of point estimates which are not truncated.

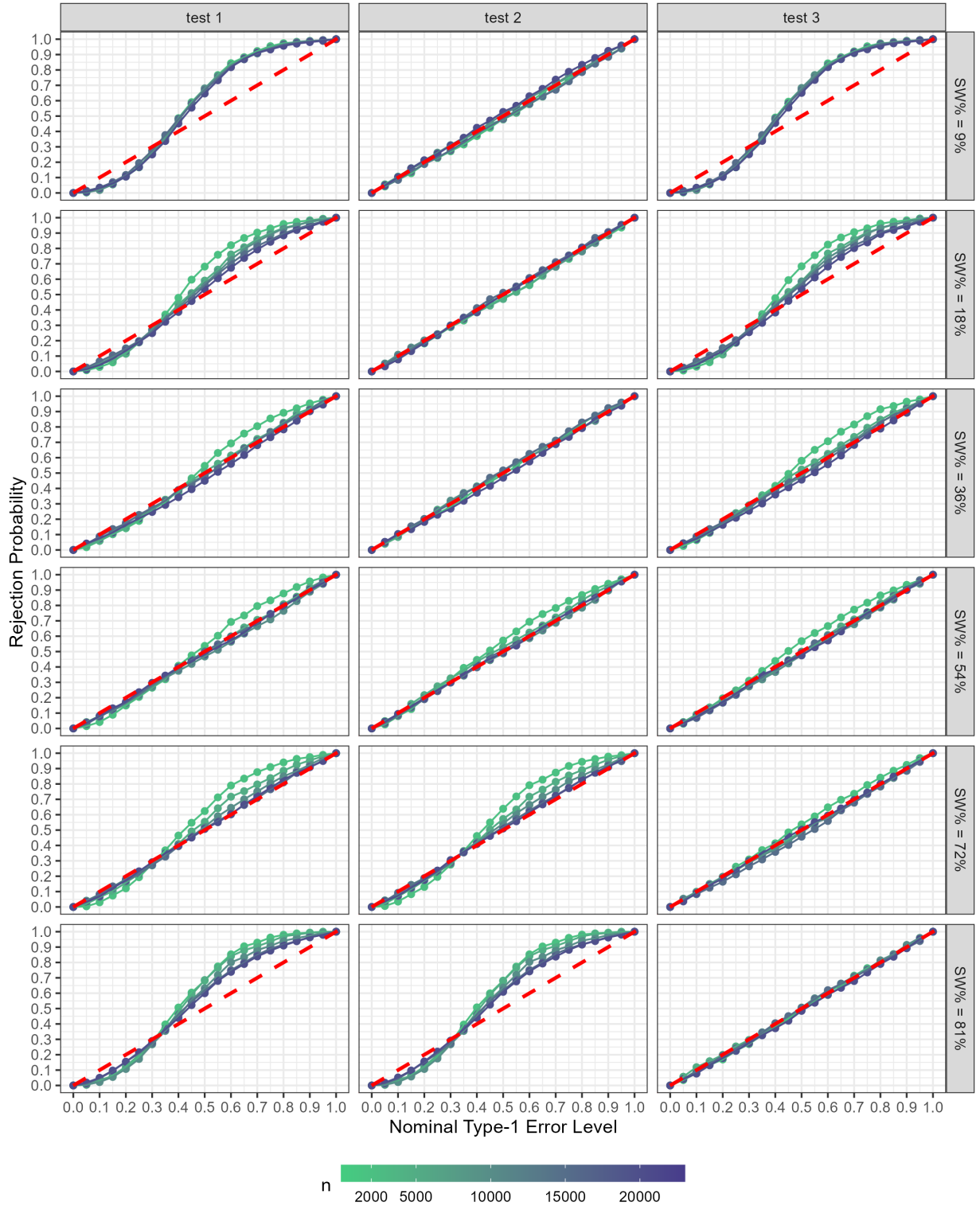


Figure S.5: Simulation results for type-one-error control for the projection-based tests. The red dash line is the theoretical asymptotic size for each under different levels.

## S4 Additional simulation results for nonparametric tests

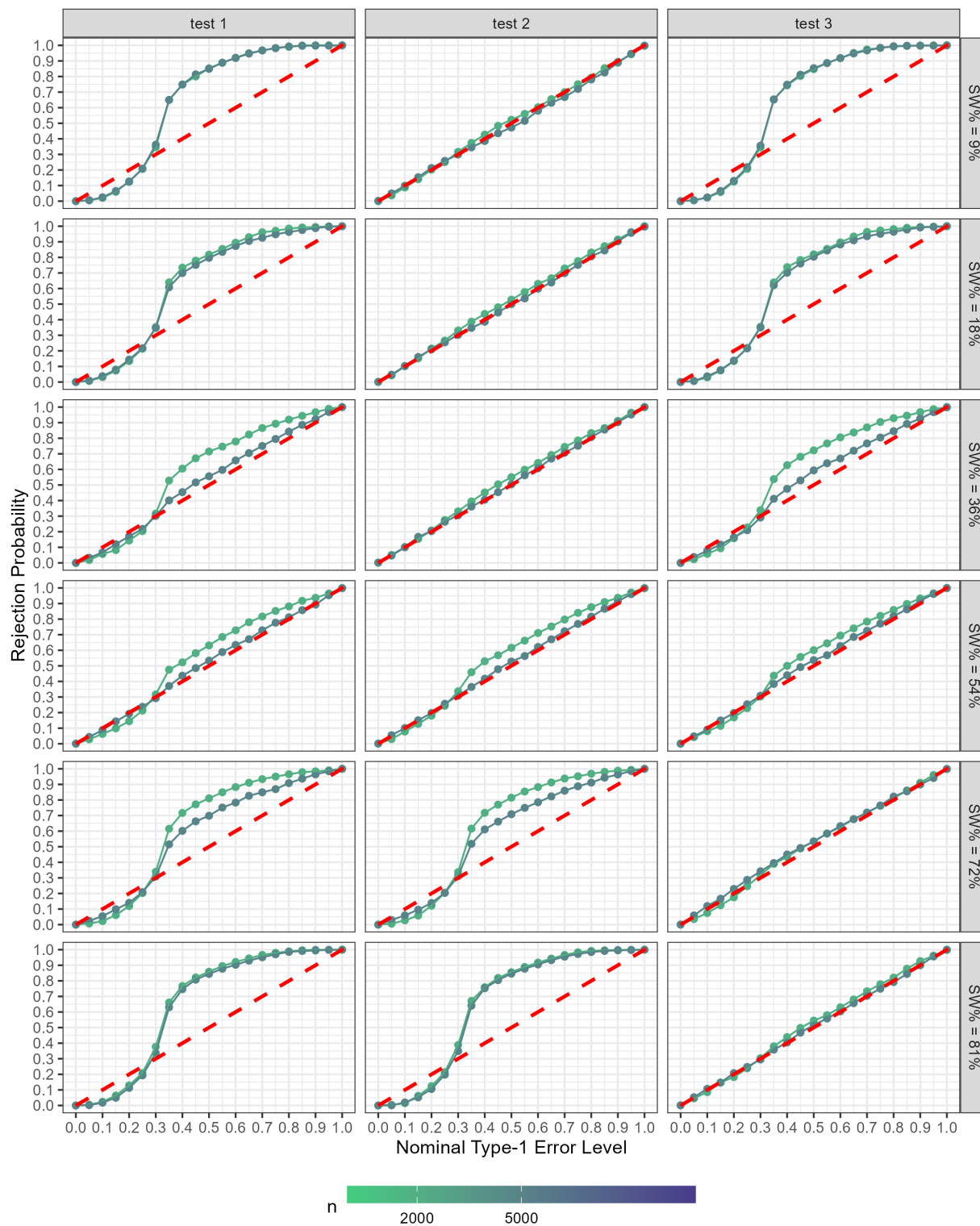


Figure S.6: Simulation results for type-one-error control for Kolmogorov-Smirnov-type test. The red dash line is the theoretical asymptotic size for each under different levels.



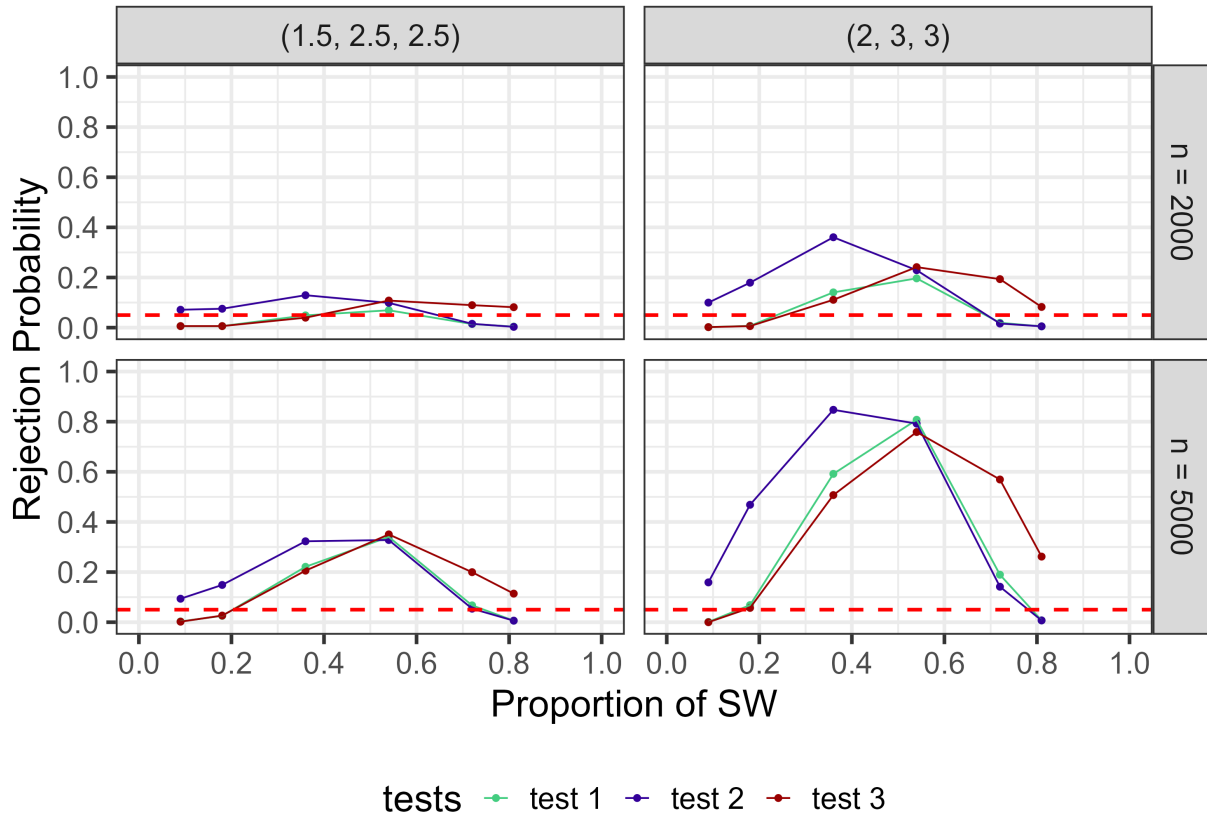


Figure S.7: Comparison of power for Kolmogorov-Smirnov-type test. The red dashed lines correspond to the nominal level. Test 1 compares  $\text{SWATE}_{P_0}(\mathbf{X})$  to  $\text{ACOATE}_{P_0}(\mathbf{X})$ ; test 2 compares  $\text{COATE}_{P_0}(\mathbf{X})$  to  $\text{ACOATE}_{P_0}(\mathbf{X})$ ; test 3 compares  $\text{COATE}_{P_0}(\mathbf{X})$  to  $\text{SWATE}_{P_0}(\mathbf{X})$ .

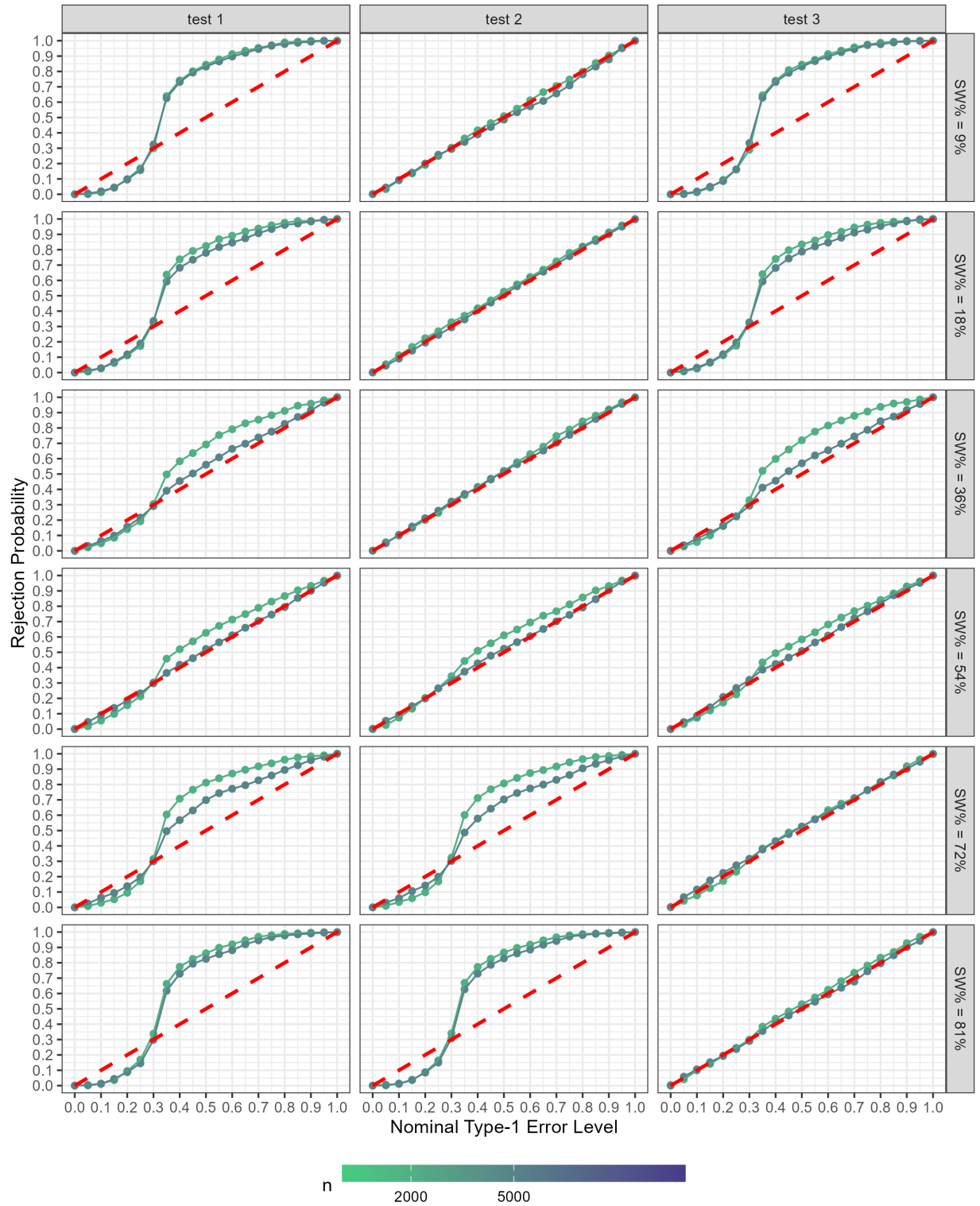


Figure S.8: Simulation results for type-one-error control for Cramér-von Mises-type test. The red dash line is the theoretical asymptotic size for each under under different levels.

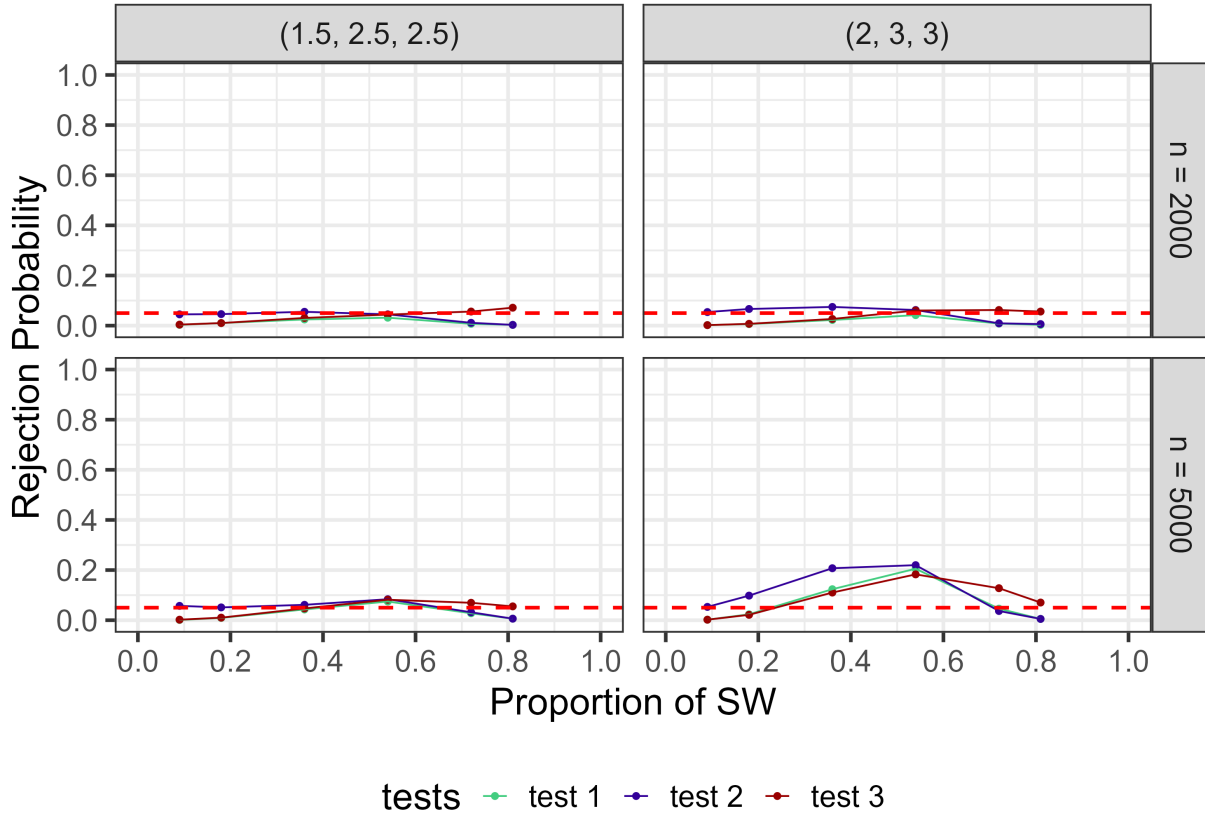


Figure S.9: Comparison of power for Cramér–von Mises-type test. The red dashed lines correspond to the nominal level. Test 1 compares  $\text{SWATE}_{P_0}(\mathbf{X})$  to  $\text{ACOATE}_{P_0}(\mathbf{X})$ ; test 2 compares  $\text{COATE}_{P_0}(\mathbf{X})$  to  $\text{ACOATE}_{P_0}(\mathbf{X})$ ; test 3 compares  $\text{COATE}_{P_0}(\mathbf{X})$  to  $\text{SWATE}_{P_0}(\mathbf{X})$ .

## S5 Additional simulation results when the conditional treatment effects are not linear in covariates

**Outcome:** We consider the following new data generating process for potential outcomes to allow for nonlinear conditional treatment effects:

$$Y(0) = 1 + X_1 + X_2 + U + \epsilon,$$

$$\begin{aligned} Y(1) = & \mathbb{1}\{S = \text{ANT or AAT}\} \cdot (1 + X_1 + X_2 + U) + \mathbb{1}\{S = \text{AT-NT or NT-AT}\} \cdot (1 + X_1 + X_2 + U) \\ & + \mathbb{1}\{S = \text{SW}\} \cdot (\beta_1 + 2X_1 + 2X_2 + \beta_2 \cos(X_1) + \beta_3 \text{expit}(X_2) + U) \\ & + \mathbb{1}\{S = \text{ACO}\} \cdot (\beta_1 + 2X_1 + 2X_2 + 2 \cos(X_1) + 2 \text{expit}(X_2) + U) + \epsilon, \end{aligned}$$

The data generating distributions for other variables stay the same. We consider  $(\beta_1, \beta_2, \beta_3) = (1, 2, 2)$ ,  $(1, 2.5, 2.5)$ , and  $(2, 3, 3)$ . When  $\beta = (1, 2, 2)$ , the null hypothesis  $H_0^{(j)}$  holds, i.e.,  $\theta_{P_0}^{(j)} = 0$ .

Conversely,  $\beta = (1, 2.5, 2.5)$  and  $(2, 3, 3)$  correspond to  $\theta_{P_0}^{(j)} \neq 0$ . For each null hypothesis  $H_0^{(j)}$ ,  $j = 1, 2, 3$ , we construct the projection-based,  $L^2$  norm-based, and  $L^\infty$  norm-based tests and repeated the simulation 1000 times.

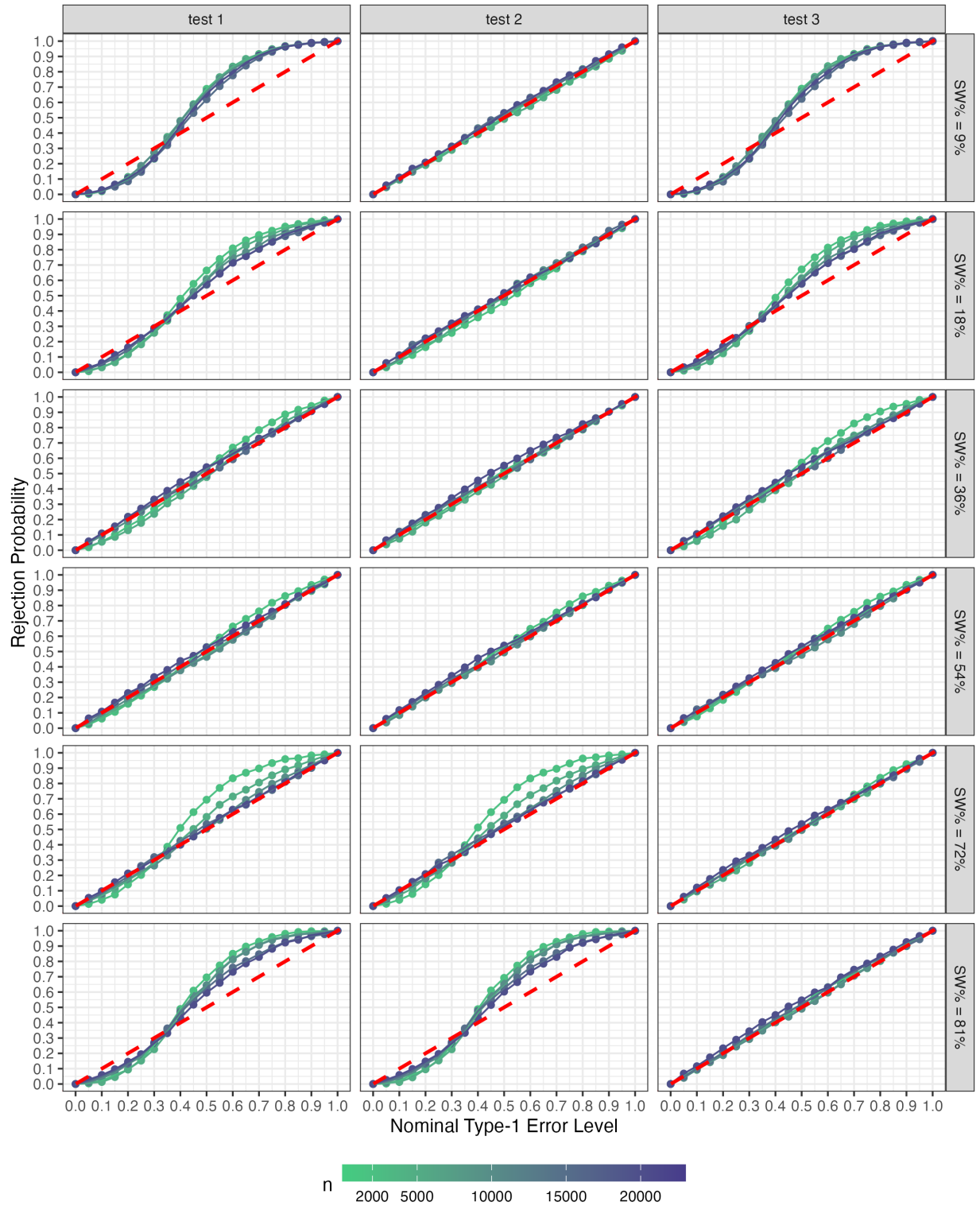


Figure S.10: Simulation results for type-one-error control for the projection-based tests with non-linear conditional treatment effects.

The red dash line is the theoretical asymptotic size for each under under different levels.

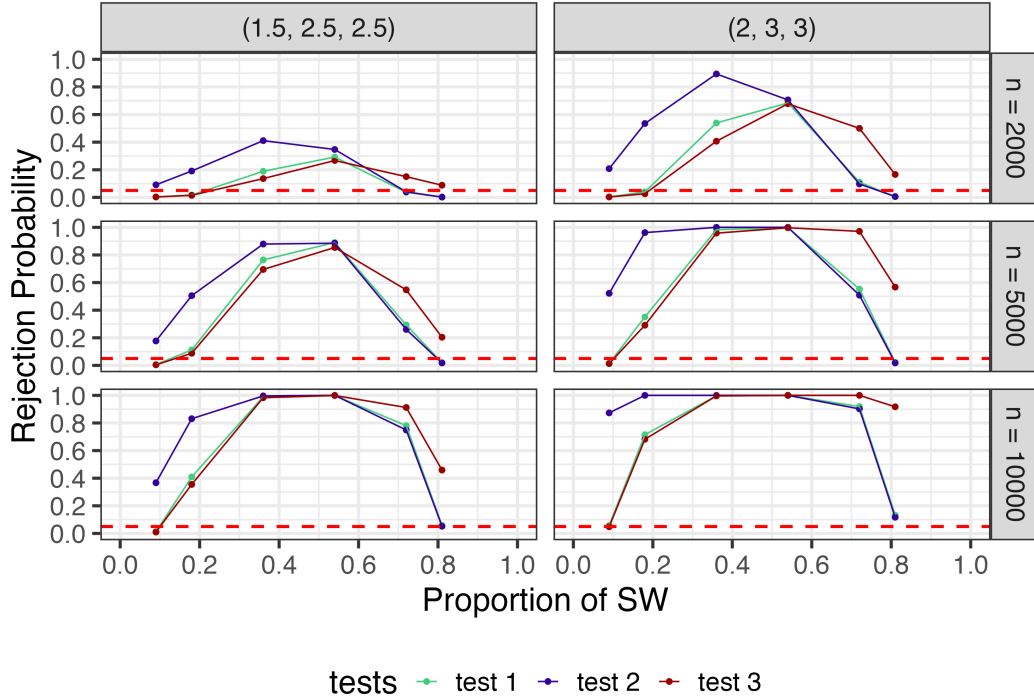


Figure S.11: Comparison of power for the projection-based tests with nonlinear conditional treatment effects. The red dashed lines correspond to the nominal level. Test 1 compares  $\text{SWATE}_{P_0}(\mathbf{X})$  to  $\text{ACOATE}_{P_0}(\mathbf{X})$ ; test 2 compares  $\text{COATE}_{P_0}(\mathbf{X})$  to  $\text{ACOATE}_{P_0}(\mathbf{X})$ ; test 3 compares  $\text{COATE}_{P_0}(\mathbf{X})$  to  $\text{SWATE}_{P_0}(\mathbf{X})$ .

## S6 Additional real data analysis results

### S6.1 Integrated analysis of multiple clinical sites

We consider an integrated analysis of three clinical sites as a second application of the proposed method. We consider the Henry Ford Health system during the dual consent stage (denoted as  $G = a$ ), University of Colorado (denoted as  $G = b$ ), and University of Alabama at Birmingham (denoted as  $G = c$ ). The compliance rates in these three sites are 50.9%, 82.6% and 96.0%, respectively (see Table S5 in Supplementary Material). We consider the following nested IV assumption: IV pair  $\mathcal{Z}_a = \{1_a, 0_a\}$  is nested in  $\mathcal{Z}_b = \{1_b, 0_b\}$ , and  $\mathcal{Z}_c = \{1_c, 0_c\}$ . Using the notation introduced in Section 3.3, we can write  $\mathcal{Z}_a \preceq \mathcal{Z}_b$  and  $\mathcal{Z}_a \preceq \mathcal{Z}_c$ . Two switcher populations can be defined accordingly, one associated with  $\mathcal{Z}_a$  and  $\mathcal{Z}_b$  and the other with  $\mathcal{Z}_a$  and  $\mathcal{Z}_c$ .

Table S6 in the Supplemental Material characterizes the mean values of covariates among switchers and always-compliers associated with  $\mathcal{Z}_a$  and  $\mathcal{Z}_b$  and with  $\mathcal{Z}_a$  and  $\mathcal{Z}_c$ . Interestingly, in both

cases, we found the switcher population was more likely to be female, white, and having BMI < 25. Using the proposed one-step estimator, the causal risk difference was estimated to be  $-0.8\%$  (95% CI:  $-3.3\%$  to  $1.7\%$ ) for switchers with respect to Henry Ford and University of Colorado. We tested the

We also implemented the proposed one-step estimator and estimating equation-based estimator for the switcher average treatment effects. For the dataset with Henry Fold Health system and University of Colorado, the risk difference was estimated to be  $-0.008$  (95% CI:  $-0.033$  to  $0.017$ ) for switchers and  $-0.011$  (95% CI:  $-0.023$  to  $0.001$ ) for always-compliers based on the one-step estimator. The results obtained from the estimating equation-based estimator were almost the same:  $-0.008$  (95% CI:  $-0.033$  to  $0.017$ ) for switchers and  $-0.011$  (95% CI:  $-0.023$  to  $0.001$ ) for always-compliers. The risk difference estimated by Wald estimator is  $-0.012$  (95%CI:  $-0.040$  to  $0.015$ ) or switchers and  $-0.009$  (95% CI:  $-0.021$  to  $0.002$  for always-compliers). The test statistics based on best least-squares projection are 5.06, 3.31 and 5.92, respectively. Therefore there is no evidence to reject the null hypothesis that there is no treatment effect heterogeneity. For the dataset with Henry Fold Health system and University of Alabama Birmingham, the 15-year risk difference was estimated to be  $-0.006$  (95% CI:  $-0.017$  to  $0.006$ ) for switchers and  $-0.008$  (95% CI:  $-0.017$  to  $0.002$ ) for always-compliers based on the one-step estimator. The results obtained from the estimating equation-based estimator were also very similar:  $-0.006$  (95% CI:  $-0.017$  to  $0.006$ ) for switchers and  $-0.008$  (95% CI:  $-0.017$  to  $0.002$ ) for always-compliers. The risk difference estimated by Wald estimator is  $0.002$  (95%CI:  $-0.018$  to  $0.022$ ) for switchers and  $-0.007$  (95% CI:  $-0.018$  to  $0.004$  for always-compliers). The test statistics based on best least-squares projection are 3.88, 4.56 and 4.11 respectively. Therefore, we have no evidence to reject the null hypothesis.

Table S5: Baseline characteristics by study stages and arms. Continuous variables are presented as mean (sd) and categorical variables are presented as count (proportion).

	Henry Ford Health System		University of Colorado		University of Alabama Birmingham	
	Control arm	Treatment arm	Control arm	Treatment arm	Control arm	Treatment arm
Samplpe size	4,210	4,204	6,278	6,284	3,073	3,074
Treatment uptake (%)						
No screening	4210 (100.0)	2063 (49.1)	6278 (100.0)	1094 (17.4)	3073 (100.0)	123 ( 4.0)
screening	0 ( 0.0)	2141 (50.9)	0 ( 0.0)	5190 (82.6)	0 ( 0.0)	2951 (96.0)
Age	64.75 (5.09)	64.69 (5.08)	62.38 (5.11)	62.33 (5.08)	62.12 (5.21)	62.09 (5.21)
Sex (%)						
Female	2642 ( 62.8)	2638 (62.7)	2520 ( 40.1)	2529 (40.2)	1981 ( 64.5)	1978 (64.3)
Male	1568 ( 37.2)	1566 (37.3)	3758 ( 59.9)	3755 (59.8)	1092 ( 35.5)	1096 (35.7)
Race (%)						
White	3346 ( 79.5)	3289 (78.2)	5411 ( 86.2)	5437 (86.5)	2075 ( 67.5)	2097 (68.2)
Minority	864 ( 20.5)	915 (21.8)	867 ( 13.8)	847 (13.5)	998 ( 32.5)	977 (31.8)
Education (%)						
Less than high school	585 ( 13.9)	616 (14.7)	347 ( 5.5)	313 ( 5.0)	478 ( 15.6)	444 (14.4)
High school graduate	1775 ( 42.2)	1639 (39.0)	1473 ( 23.5)	1484 (23.6)	1037 ( 33.7)	1059 (34.5)
college or above	1850 ( 43.9)	1949 (46.4)	4458 ( 71.0)	4487 (71.4)	1558 ( 50.7)	1571 (51.1)
Smoking Status (%)						
Non-smoker	1803 ( 42.8)	1798 (42.8)	2495 ( 39.7)	2556 (40.7)	1555 ( 50.6)	1590 (51.7)
Current smoker	562 ( 13.3)	573 (13.6)	709 ( 11.3)	704 (11.2)	390 ( 12.7)	378 (12.3)
Former smoker	1845 ( 43.8)	1833 (43.6)	3074 ( 49.0)	3024 (48.1)	1128 ( 36.7)	1106 (36.0)
BMI (%)						
<25	1439 ( 34.2)	1446 (34.4)	2464 ( 39.2)	2518 (40.1)	916 ( 29.8)	955 (31.1)
>25	2771 ( 65.8)	2758 (65.6)	3814 ( 60.8)	3766 (59.9)	2157 ( 70.2)	2119 (68.9)
Colorectal cancer (%)						
No Confirmed Cancer	4128 ( 98.1)	4139 (98.5)	6165 ( 98.2)	6219 (99.0)	3023 ( 98.4)	3035 (98.7)
Confirmed Cancer	82 ( 1.9)	65 ( 1.5)	113 ( 1.8)	65 ( 1.0)	50 ( 1.6)	39 ( 1.3)
Following time	12.08 (3.87)	11.45 (4.47)	11.68 (2.94)	11.70 (3.00)	9.56 (2.10)	9.62 (2.07)
Rate (per 1000 person-yrs)	1.61	1.35	1.54	0.8	1.7	1.32

Table S6: Estimated baseline characteristics of switchers (SW) and always-compliers (ACO) for the dataset with Herry Fold Health system (HF) and University of Colorado (UC), and Herry Fold Health system (HF) and University of Alabama Birmingham (UAB)

	HF and UC		HF and UAB	
	Switchers	Always-compliers	Switchers	Always-compliers
Age	63.7	63.1	63.8	63.4
Sex (%)				
Female	64.9%	39.9%	73.2%	54.9%
Male	35.1%	60.1%	26.8%	45.1%
Race (%)				
White	89.0%	81.7%	78.8%	71.4%
Minority	11.0%	18.3%	21.2%	28.6%
Education (%)				
Less than high school	6.9%	8.3%	14.5%	14.1%
High school graduate	34.5%	27.5%	41.1%	35.2%
college or above	58.6%	64.2%	44.4%	50.7%
Smoking Status (%)				
Non-smoker	42.2%	41.5%	47.2%	46.4%
Current smoker	13.1%	10.3%	14.2%	11.2%
Former smoker	44.7%	48.2%	38.6%	42.4%
BMI (%)				
< 25	44.4%	34.5%	36.1%	29.7%
> 25	55.6%	65.5%	63.9%	70.3%



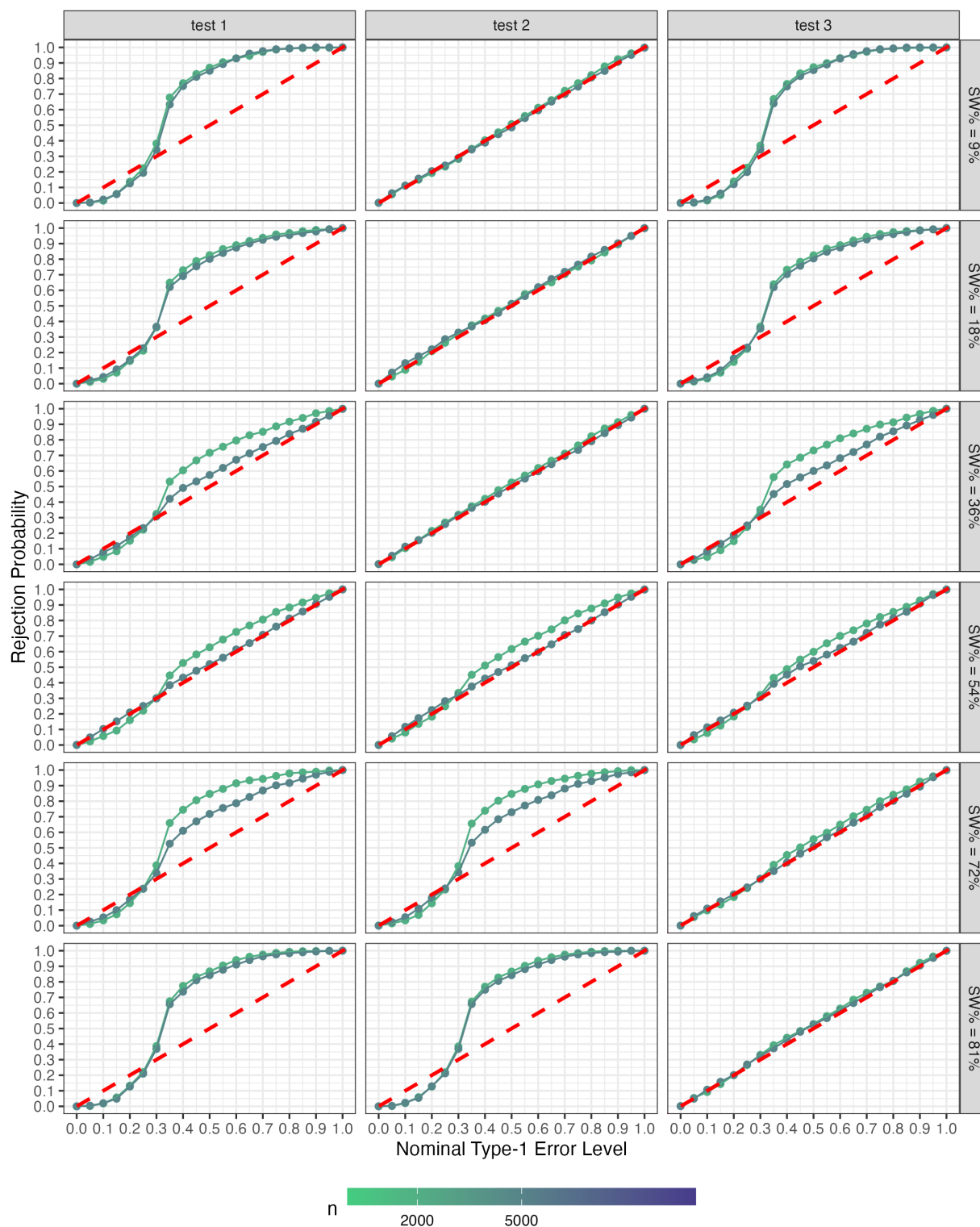


Figure S.12: Simulation results for type-one-error control for Kolmogorov-Smirnov-type test with nonlinear conditional treatment effects.

The red dash line is the theoretical asymptotic size for each under under different levels.

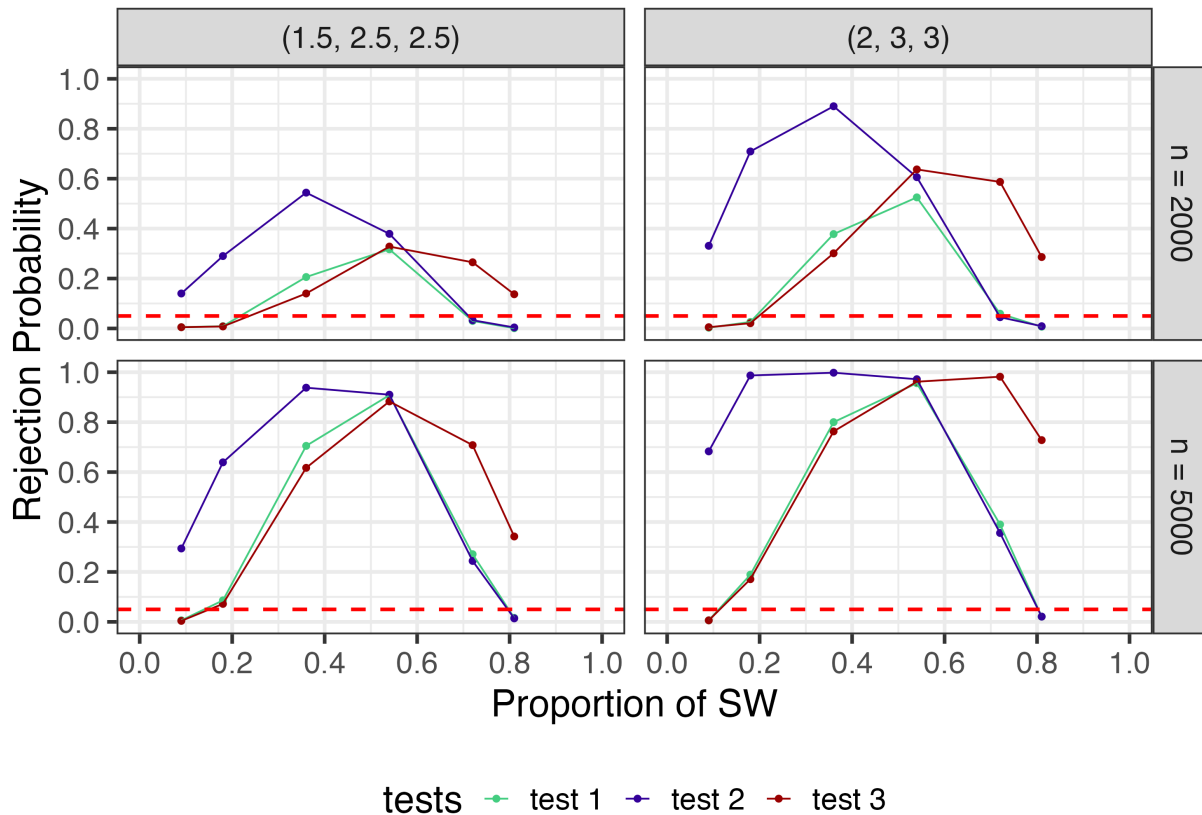


Figure S.13: Comparison of power for Kolmogorov-Smirnov-type test with nonlinear conditional treatment effects. The red dashed lines correspond to the nominal level. Test 1 compares  $\text{SWATE}_{P_0}(\mathbf{X})$  to  $\text{ACOATE}_{P_0}(\mathbf{X})$ ; test 2 compares  $\text{COATE}_{P_0}(\mathbf{X})$  to  $\text{ACOATE}_{P_0}(\mathbf{X})$ ; test 3 compares  $\text{COATE}_{P_0}(\mathbf{X})$  to  $\text{SWATE}_{P_0}(\mathbf{X})$ .

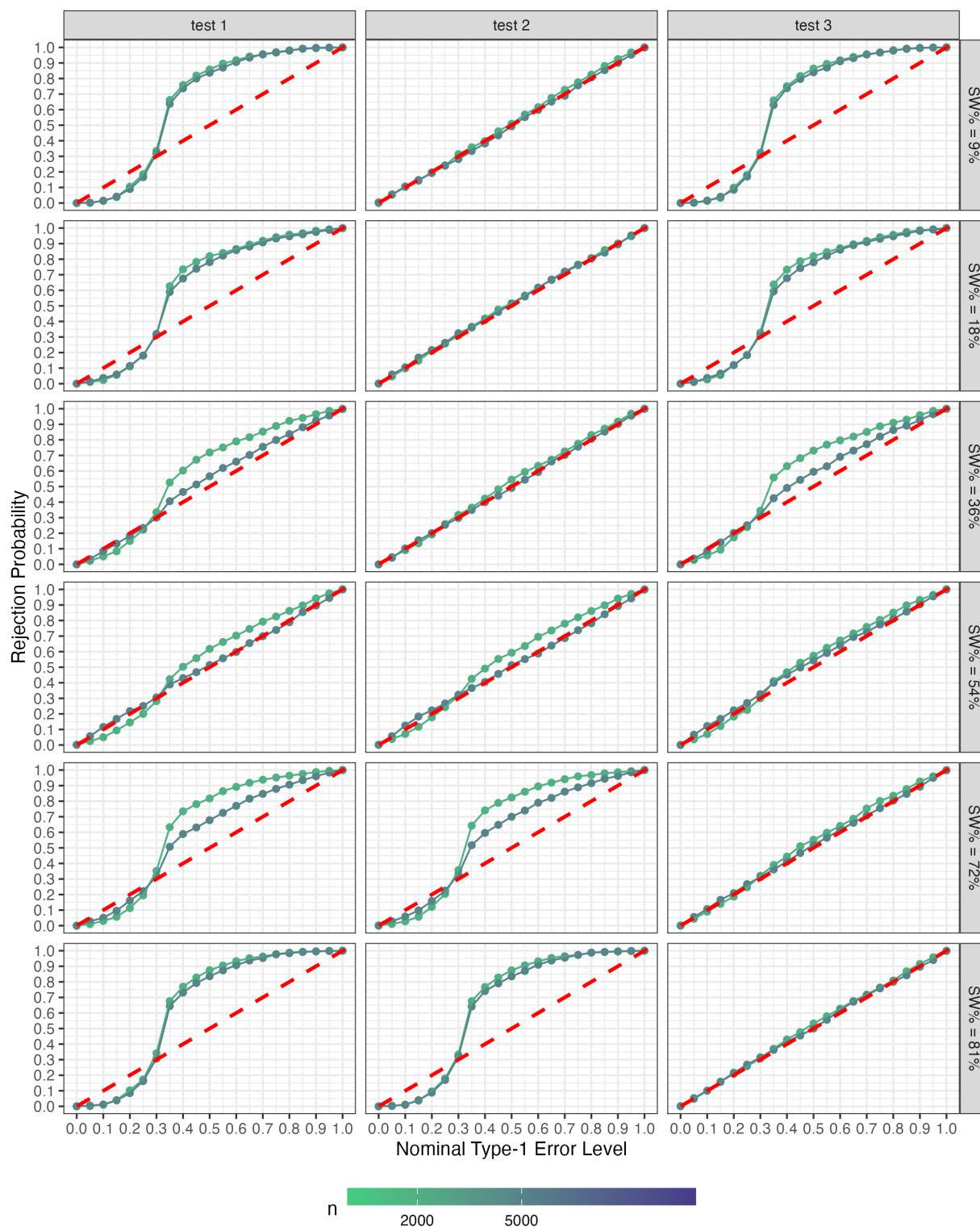


Figure S.14: Simulation results for type-one-error control for Cramér–von Mises-type test with nonlinear conditional treatment effects.

The red dash line is the theoretical asymptotic size for each under under different levels.

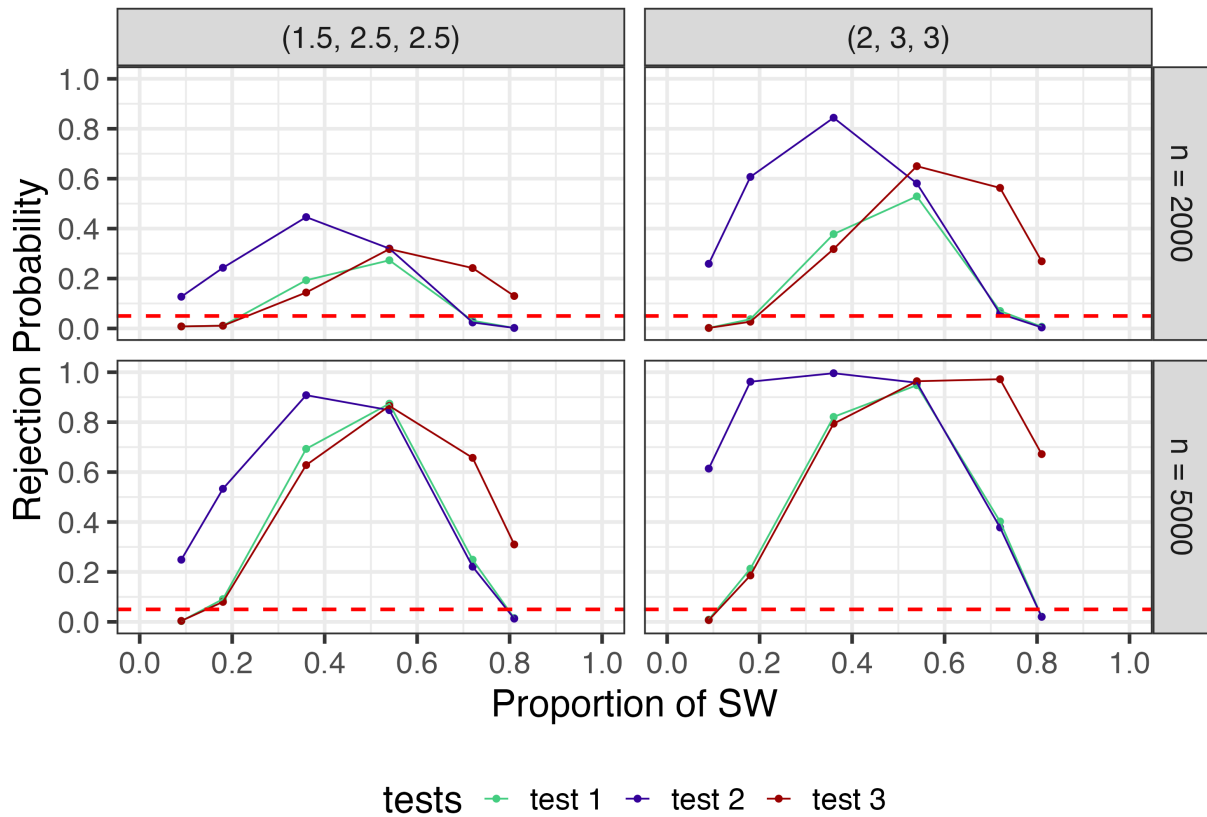


Figure S.15: Comparison of power for Cramér-von Mises-type test with nonlinear conditional treatment effects. The red dashed lines correspond to the nominal level. Test 1 compares  $\text{SWATE}_{P_0}(\mathbf{X})$  to  $\text{ACOATE}_{P_0}(\mathbf{X})$ ; test 2 compares  $\text{COATE}_{P_0}(\mathbf{X})$  to  $\text{ACOATE}_{P_0}(\mathbf{X})$ ; test 3 compares  $\text{COATE}_{P_0}(\mathbf{X})$  to  $\text{SWATE}_{P_0}(\mathbf{X})$ .