

planetMagFields: A Python package for analyzing and plotting planetary magnetic field data

Ankit Barik ¹¶ and Regupathi Angappan ¹

¹*Johns Hopkins University*

¶*Corresponding author*

22 February 2024

Summary

Long term observations and space missions have generated a wealth of data on the magnetic fields of the Earth and other solar system planets (Alken et al., 2021; Anderson et al., 2012; Cao et al., 2020; Connerney et al., 1987, 1991, 2022; Kivelson et al., 2002). `planetMagfields` is a Python package designed to have all the planetary magnetic field data currently available in one place and to provide an easy interface to access the data. `planetMagfields` focuses on planetary bodies that generate their own magnetic field, namely Mercury, Earth, Jupiter, Saturn, Uranus, Neptune and Ganymede. `planetMagfields` provides functions to compute as well as plot the magnetic field on the planetary surface or at a distance above or under the surface. It also provides functions to filter out the field to large or small scales as well as to produce `.vts` files to visualize the field in 3D using Paraview (Ahrens et al., 2005; Ayachit, 2015), VisIt (Childs et al., 2012) or similar rendering software. Lastly, the `planetMagfields` repository also provides a Jupyter notebook for easy interactive visualizations.

Statement of need

Planetary scientists studying the magnetic field of planets need to constantly access, visualize, analyze and extrapolate magnetic field data. In addition, with technological advancements in space exploration and planetary missions, we are constantly getting new data for planetary magnetic fields and hence, better field models. Though reviews of these field models are often written (Schubert & Soderlund, 2011; Stanley, 2014), there is very little software available that provides easy access to these models with a high level language and a way to easily visualize and analyze them. To the knowledge of the authors, there are a few publicly available repositories that are capable of providing access to planetary magnetic field data and tools to analyze them such as `JupiterMag` (James et

al., 2024; Wilson et al., 2023), `KMAG` (Khurana, 2020), `ChaosMagPy` (Kloss, 2024), `SHTools` (Wieczorek & Meschede, 2018), `PlanetMag` (Styczinski & Cochrane, 2024) and `libinteralfield` (<https://github.com/mattkames7/libinteralfield>). Out of these, only `libinteralfield` provides data and software to analyze and access magnetic fields of all planets. However, it is a C++ library which needs to be interfaced with something at a higher level to enable fast analyses and visualization. Thus, a software package that has different magnetic field models for all different planets of the solar system in one place, as well as provides a high level API to access, analyze and visualize them is not available. `planetMagfields` is intended not only to currently fill this gap, but also to provide a central repository, to be constantly updated, as more magnetic field models become available.

In addition to the research aspect of our software, the interactive Jupyter notebook serves as a valuable educational resource, fostering a deeper appreciation for the complexities of planetary magnetic environments.

Mathematics

Magnetic fields in planets are generated by electric currents in a fluid region inside them through a process called dynamo action (Jones, 2011; Schubert & Soderlund, 2011; Stanley, 2014). Outside this region, in the absence of current sources, the magnetic field \vec{B} can be written as the gradient of a scalar potential, $\vec{B} = -\nabla V$. The potential V is usually written as an expansion in orthogonal functions in spherical coordinates (r, θ, ϕ) ,

$$V = R_p \sum_{l,m} \left(\frac{R_p}{r}\right)^{l+1} [g_l^m \cos(m\phi) + h_l^m \sin(m\phi)] P_l^m(\cos \theta), \quad (1)$$

where, g_l^m and h_l^m are called the Gauss coefficients. R_p represents the radius of the planet and P_l^m are associated Legendre functions of order l and degree m , where l and m are integers. The above equation can be recast in terms of spherical harmonics, which is what the code uses.

The raw data obtained from satellites or space missions are usually inverted to obtain these Gauss coefficients which are the key to describing the surface magnetic field of a planet as well as how that field looks at a certain altitude from the surface. The magnetic energy content on the surface in a certain degree l is given by the Lowes spectrum:

$$R_l = (l + 1) \sum_m \left((g_l^m)^2 + (h_l^m)^2 \right),$$

l plays the role of a wavenumber. Low degrees represent large spatial features in the field while high degrees represent small scale features. The maximum

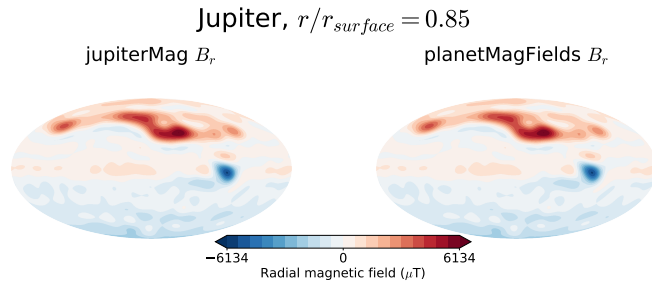


Figure 1: Benchmarking the code against publicly available repositories.

available degree l_{max} of data for a particular planet depends on the quality of observations.

Benchmarking

We benchmarked our software against two publicly available repositories : **JupiterMag** (James et al., 2024; Wilson et al., 2023) for Jupiter and the **CHAOS-7** (Finlay et al., 2020; Kloss, 2024) for Earth. For Jupiter, we compare the field at a depth of 85% of planetary radius, thus testing our extrapolation capability while for Earth, we compare the field on the surface in 2016, testing our implementation of taking into account changes in the Earth’s field in a linear fashion (as is done for the IGRF model, Alken et al., 2021) The comparison for Jupiter is shown in Figure 1. We also use these cases in our unit testing.

Description of the software

The software package

`planetMagfields` has data files containing Gauss coefficients from various inversion studies of planetary magnetic models for different planets. These coefficients are then used to obtain the magnetic field on a grid of latitude and longitude using equation (1). The main way of accessing the data is through the `Planet` class. An example is provided below using IPython (Pérez & Granger, 2007),

```
In [1]: from planetmagfields import *

In [2]: p = Planet(name='jupiter',model='jrm09')
Planet: Jupiter
Model: jrm09
l_max = 10
Dipole tilt (degrees) = 10.307870

In [3]: p.plot(r=0.85,proj='Mollweide')
```

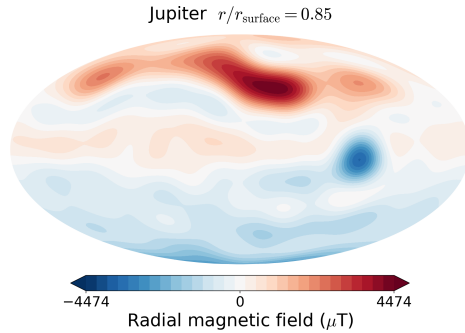


Figure 2: Plotting example of Jupiter’s radial magnetic field at a depth of 85% of the planetary radius.

The last plot statement produces Figure 2 which is the radial magnetic field at 85% of the planetary radius. This can be compared against Figure 1h of Moore et al. (2018). `planetMagfields` primarily uses NumPy (Harris et al., 2020), Matplotlib (Hunter, 2007) and SciPy (Virtanen et al., 2020) for most of its analyses. Further support for various map projections is added through Cartopy (Met Office, 2010 - 2015). `planetMagfields` also provides functions to extrapolate and obtain all components of the magnetic field at a certain depth or height through spherical harmonic transforms using the SHTns library (Schaeffer, 2013). Finally, this extrapolation also allows one to visualize the field in 3D. To enable that, `planetMagfields` uses the PyEVTK library (<https://github.com/paulo-herrera/PyEVTK>) to write `.vts` files which can be visualized using software like Paraview or VisIt. An example for Jupiter is provided below in Figure 3. A full list of available features is provided in the documentation.

Magnetic field models used

`planetMagfields` currently supports the following magnetic field models:

- *Mercury* : Anderson et al. (2012) , Thébault et al. (2018), Wardinski et al. (2019)
- *Earth* : The International Geomagnetic Reference Field (IGRF) (Alken et al., 2021)
- *Jupiter* : The VIP-4 model (Connerney et al., 1998), JRM09 (Connerney et al., 2018), JRM33 (Connerney et al., 2022)
- *Saturn* : Cassini Saturn orbit insertion (SOI) (Burton et al., 2009), Cassini11 (Dougherty et al., 2018), Cassini11+ (Cao et al., 2020)
- *Uranus* : Connerney et al. (1987)
- *Neptune* : Connerney et al. (1991)
- *Ganymede* : Kivelson et al. (2002)

When new magnetic field models become available, either through newly available




Figure 3: 3D rendering of Jupiter’s magnetic field using Paraview, using a vts file produced by planetMagfields.

data or through reanalysis of existing observations, we will add them to the current repository, either ourselves or through a community effort of pull requests.

Jupyter frontend

We provide a Jupyter notebook, along with a binder link (<https://mybinder.org/v2/gh/AnkitBarik/planetMagFields/HEAD?labpath=%2FExploreFieldsInteractively.ipynb>) that gives interactive access for visualizing the radial magnetic fields and the corresponding Lowes spectra at various depths, with different background color options.

Documentation

The software has been documented using Sphinx (<https://www.sphinx-doc.org/>) and the documentation is available here: <https://ankitbarik.github.io/planetMagFields/>.

Acknowledgements

We thank Thomas Gastine and Jonathan Aurnou for testing the package, reporting bugs and for feature suggestions. We also thank Maximilian Arthus Schanner for the `setup.py` script. We thank Pankaj K. Mishra and Marshall Styczinski for advising us to get the paper published in JOSS.

References

- Ahrens, J., Geveci, B., & Law, C. (2005). 36 - ParaView: An end-user tool for large-data visualization. In C. D. Hansen & C. R. Johnson (Eds.), *Visualization handbook* (pp. 717–731). Butterworth-Heinemann. <https://doi.org/10.1016/B978-012387582-2/50038-1>
- Alken, P., Thébault, E., Beggan, C. D., Amit, H., Aubert, J., Baerenzung, J., Bondar, T. N., Brown, W. J., Califf, S., Chambodut, A., Chulliat, A., Cox, G. A., Finlay, C. C., Fournier, A., Gillet, N., Grayver, A., Hammer, M. D., Holschneider, M., Huder, L., . . . Zhou, B. (2021). International Geomagnetic Reference Field: the thirteenth generation. *Earth, Planets and Space*, *73*(1), 49. <https://doi.org/10.1186/s40623-020-01288-x>
- Anderson, B. J., Johnson, C. L., Korth, H., Winslow, R. M., Borovsky, J. E., Purucker, M. E., Slavin, J. A., Solomon, S. C., Zuber, M. T., & McNutt, Jr., Ralph L. (2012). Low-degree structure in Mercury’s planetary magnetic field. *Journal of Geophysical Research (Planets)*, *117*, E00L12. <https://doi.org/10.1029/2012JE004159>
- Ayachit, U. (2015). *The ParaView guide: A parallel visualization application*. Kitware, Inc. ISBN: 1930934300
- Burton, M. E., Dougherty, M. K., & Russell, C. T. (2009). Model of saturn’s internal planetary magnetic field based on cassini observations. *Planetary and Space Science*, *57*(14), 1706–1713. <https://doi.org/10.1016/j.pss.2009.04.008>
- Cao, H., Dougherty, M. K., Hunt, G. J., Provan, G., Cowley, S. W. H., Bunce, E. J., Kellock, S., & Stevenson, D. J. (2020). The landscape of saturn’s internal magnetic field from the cassini grand finale. *Icarus*, *344*, 113541. <https://doi.org/10.1016/j.icarus.2019.113541>
- Childs, H., Brugger, E., Whitlock, B., Meredith, J., Ahern, S., Pugmire, D., Biagas, K., Miller, M. C., Harrison, C., Weber, G. H., Krishnan, H., Fogal, T., Sanderson, A., Garth, C., Bethel, E. W., Camp, D., Rubel, O., Durant, M., Favre, J. M., & Navratil, P. (2012). *High Performance Visualization—Enabling Extreme-Scale Scientific Insight*. <https://doi.org/10.1201/b12985>
- Connerney, J. E. P., Acuna, M. H., & Ness, N. F. (1987). The magnetic field of Uranus. *Journal of Geophysical Research*, *92*(A13), 15329–15336. <https://doi.org/10.1029/JA092iA13p15329>
- Connerney, J. E. P., Acuna, M. H., & Ness, N. F. (1991). The magnetic field of Neptune. *Journal of Geophysical Research*, *96*, 19023–19042. <https://doi.org/10.1029/91JA01165>
- Connerney, J. E. P., Acuña, M. H., Ness, N. F., & Satoh, T. (1998). New models of Jupiter’s magnetic field constrained by the Io flux tube footprint. *Journal of Geophysical Research*, *103*(A6), 11929–11940. <https://doi.org/10.1029/97JA03726>
- Connerney, J. E. P., Kotsiaros, S., Oliverson, R. J., Espley, J. R., Joergensen, J. L., Joergensen, P. S., Merayo, J. M. G., Hecceg, M., Bloxham, J., Moore, K. M., Bolton, S. J., & Levin, S. M. (2018). A New Model of Jupiter’s Magnetic Field From Juno’s First Nine Orbits. *Geophysical Research Letters*, *45*(6), 2590–2596. <https://doi.org/10.1002/2018GL077312>

- Connerney, J. E. P., Timmins, S., Oliverson, R. J., Espley, J. R., Joergensen, J. L., Kotsiaros, S., Joergensen, P. S., Merayo, J. M. G., Hecceg, M., Bloxham, J., Moore, K. M., Mura, A., Moirano, A., Bolton, S. J., & Levin, S. M. (2022). A New Model of Jupiter’s Magnetic Field at the Completion of Juno’s Prime Mission. *Journal of Geophysical Research (Planets)*, *127*(2), e07055. <https://doi.org/10.1029/2021JE007055>
- Dougherty, M. K., Cao, H., Khurana, K. K., Hunt, G. J., Provan, G., Kellock, S., Burton, M. E., Burk, T. A., Bunce, E. J., Cowley, S. W. H., Kivelson, M. G., Russell, C. T., & Southwood, D. J. (2018). Saturn’s magnetic field revealed by the Cassini Grand Finale. *Science*, *362*(6410), aat5434. <https://doi.org/10.1126/science.aat5434>
- Finlay, C. C., Kloss, C., Olsen, N., Hammer, M. D., Tøffner-Clausen, L., Grayver, A., & Kuvshinov, A. (2020). The CHAOS-7 geomagnetic field model and observed changes in the South Atlantic Anomaly. *Earth, Planets and Space*, *72*(1), 156. <https://doi.org/10.1186/s40623-020-01252-9>
- Harris, C. R., Millman, K. J., Walt, S. J. van der, Gommers, R., Virtanen, P., Cournapeau, D., Wieser, E., Taylor, J., Berg, S., Smith, N. J., Kern, R., Picus, M., Hoyer, S., Kerkwijk, M. H. van, Brett, M., Haldane, A., Río, J. F. del, Wiebe, M., Peterson, P., . . . Oliphant, T. E. (2020). Array programming with NumPy. *Nature*, *585*(7825), 357–362. <https://doi.org/10.1038/s41586-020-2649-2>
- Hunter, J. D. (2007). Matplotlib: A 2D graphics environment. *Computing in Science & Engineering*, *9*(3), 90–95. <https://doi.org/10.1109/MCSE.2007.55>
- James, M. K., Provan, G., Kamran, A., Wilson, R. J., Vogt, M. F., Brennan, M. J., & Cowley, S. W. H. (2024). *JupiterMag* (Version v1.3.1). Zenodo. <https://doi.org/10.5281/zenodo.10602418>
- Jones, C. A. (2011). Planetary Magnetic Fields and Fluid Dynamos. *Annual Review of Fluid Mechanics*, *43*(1), 583–614. <https://doi.org/10.1146/annurev-fluid-122109-160727>
- Khurana, K. K. (2020). *KMAG - kronian magnetic field model* (Version 1.0). Zenodo. <https://doi.org/10.5281/zenodo.4080294>
- Kivelson, M. G., Khurana, K. K., & Volwerk, M. (2002). The Permanent and Inductive Magnetic Moments of Ganymede. *Icarus*, *157*(2), 507–522. <https://doi.org/10.1006/icar.2002.6834>
- Kloss, C. (2024). *Ancklo/ChaosMagPy: ChaosMagPy v0.13* (Version v0.13). Zenodo. <https://doi.org/10.5281/zenodo.10598528>
- Met Office. (2010 - 2015). *Cartopy: A cartographic python library with a matplotlib interface*. <https://scitools.org.uk/cartopy>
- Moore, K. M., Yadav, R. K., Kulowski, L., Cao, H., Bloxham, J., Connerney, J. E. P., Kotsiaros, S., Jørgensen, J. L., Merayo, J. M. G., Stevenson, D. J., Bolton, S. J., & Levin, S. M. (2018). A complex dynamo inferred from the hemispheric dichotomy of Jupiter’s magnetic field. *Nature*, *561*(7721), 76–78. <https://doi.org/10.1038/s41586-018-0468-5>
- Pérez, F., & Granger, B. E. (2007). IPython: A system for interactive scientific computing. *Computing in Science and Engineering*, *9*(3), 21–29. <https://doi.org/10.1109/MCSE.2007.53>

- Schaeffer, N. (2013). Efficient spherical harmonic transforms aimed at pseudospectral numerical simulations. *Geochemistry, Geophysics, Geosystems*, 14(3), 751–758. <https://doi.org/10.1002/ggge.20071>
- Schubert, G., & Soderlund, K. M. (2011). Planetary magnetic fields: Observations and models. *Physics of the Earth and Planetary Interiors*, 187(3), 92–108. <https://doi.org/10.1016/j.pepi.2011.05.013>
- Stanley, S. (2014). Chapter 6 - magnetic field generation in planets. In T. Spohn, D. Breuer, & T. V. Johnson (Eds.), *Encyclopedia of the solar system (third edition)* (Third Edition, pp. 121–136). Elsevier. <https://doi.org/10.1016/B978-0-12-415845-0.00006-2>
- Styczinski, M. J., & Cochrane, C. J. (2024). *coreyjcochrane/PlanetMag: Model updates following publication peer review* (Version v1.0.2). Zenodo. <https://doi.org/10.5281/zenodo.10864719>
- Thébault, E., Langlais, B., Oliveira, J. S., Amit, H., & Leclercq, L. (2018). A time-averaged regional model of the hermean magnetic field. *Physics of the Earth and Planetary Interiors*, 276, 93–105. <https://doi.org/10.1016/j.pepi.2017.07.001>
- Virtanen, P., Gommers, R., Oliphant, T. E., Haberland, M., Reddy, T., Cournapeau, D., Burovski, E., Peterson, P., Weckesser, W., Bright, J., van der Walt, S. J., Brett, M., Wilson, J., Millman, K. J., Mayorov, N., Nelson, A. R. J., Jones, E., Kern, R., Larson, E., . . . SciPy 1.0 Contributors. (2020). SciPy 1.0: Fundamental Algorithms for Scientific Computing in Python. *Nature Methods*, 17, 261–272. <https://doi.org/10.1038/s41592-019-0686-2>
- Wardinski, I., Langlais, B., & Thébault, E. (2019). Correlated Time-Varying Magnetic Fields and the Core Size of Mercury. *Journal of Geophysical Research (Planets)*, 124(8), 2178–2197. <https://doi.org/10.1029/2018JE005835>
- Wieczorek, M. A., & Meschede, M. (2018). SHTools: Tools for Working with Spherical Harmonics. *Geochemistry, Geophysics, Geosystems*, 19(8), 2574–2592. <https://doi.org/10.1029/2018GC007529>
- Wilson, R. J., Vogt, M. F., Provan, G., Kamran, A., James, M. K., Brennan, M., & Cowley, S. W. H. (2023). Internal and External Jovian Magnetic Fields: Community Code to Serve the Magnetospheres of the Outer Planets Community. *Space Science Reviews*, 219(1), 15. <https://doi.org/10.1007/s11214-023-00961-3>