

The Instrumental Variable Model with Categorical Instrument, Treatment and Outcome Characterization, Partial Identification, and Statistical Inference

Yilin Song¹, Richard Guo², K.C. Gary Chan¹, and Thomas S. Richardson³

¹*Department of Biostatistics, University of Washington, Seattle*

²*Department of Statistics, University of Michigan, Ann Arbor*

³*Department of Statistics, University of Washington, Seattle*

Abstract

Instrumental variable (IV) analysis is a crucial tool in estimating causal relationships by addressing the issue of confounding variables that may bias the results. Among other work on IV models with binary exposure and outcomes, Richardson and Robins (2014) studied the instrumental variable model with binary exposure (X) and binary outcome (Y) with an instrument (Z) that takes Q states where $Q \geq 2$. However, IV models beyond binary X and Y are less explored. In this work, we consider the instrumental variable model with categorical X , Y , Z taking values in $\{1, \dots, K\}$, $\{1, \dots, M\}$, and $\{1, \dots, Q\}$ respectively. We first give a simple closed-form characterization of the set of joint distributions of the potential outcomes $P(Y(x=1), \dots, Y(x=K))$ compatible with a given observed probability distribution $P(X, Y | Z)$. We further show the bounds we derived are necessary, sufficient, and non-redundant, and they hold under various versions of the independence assumptions that have been discussed in the literature. We also provide how a confidence region of any convex function of the joint counterfactual probability including the average causal effect (ATE) can be computed using an algorithm proposed by Guo and Richardson (2021) which is based on new tail bound for the KL-divergence. We implement our bounds and provide practical recommendations through a real data example of a cash-incentive smoking cessation program.

Key words: instrumental variable, partial identification, Strassen's theorem, average treatment effect, confidence region.

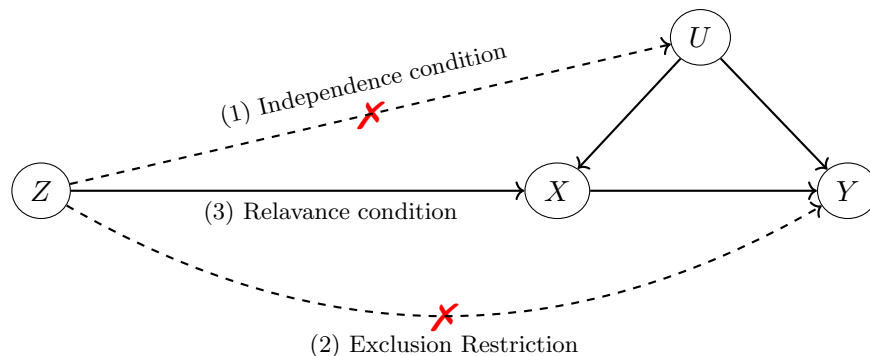


Figure 1: Directed acyclic graph (DAG) representing the assumptions of a valid instrumental variable

1 Introduction

1.1 Instrumental Variable Model

This article studies partial identification using instrumental variable (IV) models when the instrument, treatment, and outcome are categorical. Instrumental variable analysis is a crucial tool in estimating causal relationships by addressing the issue of unmeasured confounding variables that may bias the results. Let X and Y denote the exposure and outcome of interest respectively. Generally speaking, a variable Z is a valid instrumental variable if versions of the following two assumptions hold: (1) an independence condition (or also known as exchangeability condition in the literature): Z is independent of any unmeasured confounder, U , of the exposure-outcome relationship; (2) an exclusion restriction: there is no direct effect of Z on the outcome Y that is not completely through the exposure of interest X ; these assumptions are individually untestable. A third relevance assumption is also often referred to in the literature, which states that Z is associated with the exposure X . However, it only comes into play with whether the bound derived is informative but is not useful for other aspects of partial identification. We also don't require a monotonicity assumption (Angrist et al., 1996) since we will focus on partial identification in this paper. A directed acyclic graph (DAG) representing the assumptions on instrumental variables is shown in Figure 1.

Instrumental variable models with instrument, exposure, and outcome all being binary have been well-studied across the economics, statistics, and epidemiology literature. Robins et al. (1989), Manski (1990), Balke and Pearl (1997), and Richardson and Robins (2014) derived sharp lower and upper bounds on the average treatment effect (ATE) under different versions of the independence and exclusion restriction conditions. Swanson et al. (2018) provided a comprehensive discussion

of the underlying assumptions and results of those methods. However, IV models beyond binary instrument, exposure, and outcome are less investigated. Below, we discuss a few works that explored partial identification or falsification tests beyond binary IV models. Bonet (2001) used an optimization program to check that the IV inequalities proposed by Pearl (1995) are necessary but not sufficient in general. In particular, Pearl’s IV inequalities are sufficient when the instrument, exposure, and outcome are all binary but not when the instrument takes 3 levels while the exposure and outcome are binary. Richardson and Robins (2014) derived necessary and sufficient bounds on the ATE when the instrument is discrete and takes finite states with binary exposure and outcome. Kédagni and Mourifié (2020) proposed a generalized set of IV inequalities for the joint independence assumption (which will be precisely defined later) and exclusion restriction, and showed they are necessary and sufficient for an observed distribution to be compatible with the IV model with binary outcome. Cheng and Small (2006) derived sharp bounds for causal effects within principal strata in a three-arm trial under the assumption of the monotonicity of compliance. Beresteanu et al. (2012) gave a characterization of a joint potential outcome distribution using random set theory under the joint independence assumption while allowing the outcome to be continuous. However, the practical implementation of random set theory may require substantial computational resources, limiting its applicability in certain settings. Russell (2021) acknowledged that deriving closed-form expressions for bounds on the functions of the joint distribution of the potential outcomes can be complicated. Instead, they transformed the bounding problem into a minimization and maximization problem without closed-form expressions. Hence, a crucial gap in the literature is a simple closed-form characterization of the IV model beyond binary instrument, exposure, and outcome.

To the best of our knowledge, our paper is the first to provide a simple closed-form characterization of the joint counterfactual probability distribution while allowing the instrument, exposure, and outcome to be all discrete taking finitely many states. The bounds we derived are necessary, sufficient, and non-redundant, and they hold under various versions of the independence assumptions that have been discussed in the literature. We argue that these results offer valuable insights into the understanding of the fundamentals of IV models and aid the computational development of causal inference. Additionally, we discuss how statistical inference and a confidence region of the partial identification bound on any convex function of the joint counterfactual distribution can be achieved using a convex optimization algorithm. We also illustrate how inefficient or invalid inferences can be made if we restrict the analysis to a subset of exposure, outcome, or instrument levels using a real-data example of cash-incentive programs for smoking cessation. To our knowledge, our

paper is the first that addresses these important issues as a whole.

1.2 Motivating Example: Caution!

Let’s consider a clinical trial of financial-incentive programs for smoking cessation (Halpern et al., 2015). In the original trial, 2538 participants were randomly assigned to one of the four incentive programs or to usual care (UC) with informational resources for smoking cessation, in a total of 5 treatment arms. Two of the incentive programs entailed rewards of approximately \$800 for smoking cessation (i.e. reward (R) arms), while the other two entailed refundable deposits of \$150 in addition to \$650 in reward payments for successful participants (i.e. deposit (D) arms). Each type included one individual-oriented and one group-oriented program. Since the results for individual-oriented and group-oriented incentive programs in both reward and deposit arms are similar, data were collapsed within the reward and deposit arms separately resulting in a total of 3 treatment arms. The primary outcome “smoking cessation” was defined as sustained abstinence from smoking for 6 months after the target quit date.

Non-compliance is one of the common issues in randomized controlled trials (RCTs), where participants may not adhere to their assigned treatment. Intention-to-treat (ITT) analysis is typically conducted, which includes all participants as originally assigned, regardless of whether they completed the treatment according to the protocol, preserving the benefits of randomization and providing an unbiased estimate of the treatment effect. However, per protocol (PP) analysis, which considers only those participants who fully adhered to the treatment protocol, can also be of interest as it can offer insights into the treatment’s efficacy under ideal conditions. Nonetheless, PP analysis is more challenging to interpret due to potential biases introduced by non-compliance. Instrumental variable analysis is one of the tools that can be used to address the issue of non-compliance and estimate the true efficacy of the treatment with the random assignment being the instrumental variable Z and the actual treatment taken by the participants as the exposure X . In the smoking cessation trial, patients assigned to usual care do not have access to any of the financial-incentive programs, and patients assigned to one of the reward or deposit programs do not have access to the other financial-incentive program (while they can still choose the usual care). This is sometimes referred to as the monotonicity of compliance in the literature.

The collapsed data with three treatment arms (UC, R, D) is shown below in Table 1. We use Z to denote the random assignment to the treatment arms UC ($Z = 1$), R ($Z = 2$), and D ($Z = 3$). We use X to denote the actual treatment taken by the participants reflecting the

differential treatment acceptance of UC ($X = 1$), R ($X = 2$), and D ($X = 3$). We use $Y = 2$ to denote smoking cessation.

	X=1, Y=1	X=1, Y=2	X=2, Y=1	X=2, Y=2	X=3, Y=1	X=3, Y=2
Z=1	440	28	0	0	0	0
Z=2	100	3	758	156	0	0
Z=3	877	30	0	0	68	78

Table 1: Smoking cessation study collapsed data

Consider the hypothetical (and hopefully not real!) situation in which the researchers are interested in estimating the average causal effect of the reward programs compared to the usual care and thought the deposit programs were not their question of interest. In addition, they thought that problems with binary treatment and outcome arms were well-studied and easy to analyze. Therefore, they threw away all data related to the deposit programs (e.g. the last two columns and the third row in Table 1) and proceeded with using the well-known Balke-Pearl bounds.

This approach is quite problematic. Swanson et al. (2015) showed that performing an IV analysis only using a subset of people who are assigned to their treatment arms of interest and ignoring other possible assignment options may lead to biased results. Conceptually, this is wrong because (1) we are throwing out people with certain potential subtypes so that the estimand is also changed and restricted to the average treatment effect for the population without those subtypes. In our case, deleting data on treatment arm $X = 3$ means we ignore compliers who would stay in the deposit program if they were assigned to it. This is no longer a proper causal estimand; (2) the sharp bounds on $Y(x_1)$ and $Y(x_2)$ might not be variation independent of those of $Y(x_3)$. Thus ignoring $P(Y(x_3))$ might lead to invalid inference.

1.3 Outline

In section 2, we state the assumptions in this paper, which were commonly used in the IV literature, and previous results from Richardson and Robins (2014). We first introduce notations and our main results on the characterization of the joint probability distribution of the potential outcomes in Section 3. We then end section 3 with Strassen’s theorem and its use to show our main results. In Section 4, we discuss how to do inference using our results with the help of an algorithm developed by Guo and Richardson (2021). We finish the paper with practice advice, applications and connections to other fields, and future directions in Section 5.

2 Previous Results

2.1 Assumptions

Let Z be an instrument variable with Q states, X be an exposure with K states, and Y be an outcome with M states.

First, we discuss the key assumptions under which our results are developed.

We suppose the observed data (Z, X, Y) is related to the potential outcomes through the usual consistency assumption and assume the individual-level exclusion restriction condition.

Assumption 1 (Consistency). $Y = Y(X)$ and $X = X(Z)$.

Assumption 2 (Individual-level Exclusion Restriction).

$$Y(x) = Y(x, z) \text{ for all } x \in \{1, \dots, K\} \text{ and } z \in \{1, \dots, Q\}.$$

In the literature, different versions of the independence assumptions are considered in different methods and areas (Swanson et al., 2018). We will show in Section ?? that our results hold under any of the independence conditions listed below. We use $X(z_q)$ to denote $X(z = q)$, $q \in \{1, \dots, Q\}$, and similarly $Y(x_i) = y$ to denote the potential outcome $Y(x = i) = y$, $i \in \{1, \dots, K\}$, $y \in \{1, \dots, M\}$.

Assumption 3 (Versions of Independence Condition in the literature).

(V1) *Random assignment*: $Z \perp\!\!\!\perp Y(x_1), \dots, Y(x_K), X(z_1), \dots, X(z_Q)$.

(V2) *Joint independence*: $Z \perp\!\!\!\perp Y(x_1), \dots, Y(x_K)$.

(V3) *Single-world independence*: for $q \in \{1, \dots, Q\}$, $i \in \{1, \dots, K\}$, $Z \perp\!\!\!\perp X(z_q), Y(x_i)$.

(V4) *Latent-variable exogeneity*: there exists U such that $U \perp\!\!\!\perp Z$, and for $i \in \{1, \dots, K\}$,
 $Y(x_i) \perp\!\!\!\perp X, Z \mid U$.

DAGs and Single-World Intervention Graphs (SWIGs) for the independence condition discussion above can be found in Richardson and Robins (2014). The Balke-Pearl bounds were derived under (V1) but are shown to also hold under (V2) (Richardson & Robins, 2014). Kitagawa (2021) analyzed IV model under (V2). Some works formulated the IV model with the presence of an unmeasured confounder U between X and Y as defined in (V4) including Dawid (2003). Richardson and Robins

(2014) developed sharp bounds on the ATE which hold under any versions of the independence conditions (V1)–(V4), and they showed that (V2) and (V3) can be implied by (V1), and (V4) can be implied by (V2).

2.2 Results from Richardson and Robins (2014)

In this section, we review a special case of a binary exposure X , a binary outcome Y , and a categorical instrument Z which takes Q states, for which Richardson and Robins (2014) developed a sharp characterization of a joint counterfactual probability distribution $P(Y(x_1), P(Y(x_2)))$ given an observed conditional probability $P(X, Y | Z)$. The $8Q$ inequalities are sufficient and necessary. We restate their results below:

Under any versions of the independence assumptions (V1), (V2), (V3), or (V4) and the individual-level exclusion restriction, the joint distribution $P(Y(x_1), Y(x_2))$ is characterized by the $8Q$ inequalities:

$$P(Y(x_i) = y) \leq P(X = i, Y = y | Z = z) + P(X = 3 - i | Z = z), \quad (1)$$

$$P(Y(x_1) = y_1; Y(x_2) = y_2) \leq P(X = 1, Y = y_1 | Z = z) + P(X = 2, Y = y_2 | Z = z), \quad (2)$$

with $y, y_1, y_2, i \in \{1, 2\}$ and $z \in \{1, \dots, Q\}$.

Note that given $Z = z$, since $y, y_1, y_2, i \in \{1, 2\}$, we have 4 inequalities in the form (1) and (2) each, and thus in total of $8Q$ inequalities.

This can be shown as a special case of Theorem 1 presented in the next section. In this paper, we aim to generalize these inequalities to achieve a sharp characterization of a joint counterfactual probability distribution $P(Y(x_1), \dots, Y(x_K))$ given an observed conditional probability distribution $P(X, Y | Z)$ while allowing X, Y, Z to be discrete and takes K, M, Q states respectively.

3 Notation and Strassen’s Theorem

3.1 Notation

Consider a categorical outcome Y with M levels, an exposure variable X with K levels, and an instrumental variable Z with Q levels, where each variable takes values from $\{1, \dots, M\}$, $\{1, \dots, K\}$, and $\{1, \dots, Q\}$ respectively, with $M, K, Q \geq 2$.

Define:

$$\mathcal{A}_z \equiv \{(X(z) = i, Y(x_i) = y) = \mathbf{w} : i \in \{1, \dots, K\}, y \in \{1, \dots, M\}, z \in \{1, \dots, Q\}, \quad (3)$$

$$\mathcal{B} \equiv \{(Y(x_1), \dots, Y(x_K)) = \mathbf{v} : \mathbf{v} \in \{1, \dots, M\}^K\}. \quad (4)$$

Notice that \mathcal{B} is isomorphic to $\{1, \dots, M\}^K$, so we will denote $\mathcal{B} = \{1, \dots, M\}^K$ for the simplicity of notation. For example, when $K = 3$, we use $\{(1, 1, 1)\}$ to denote the event in \mathcal{B} $\{(Y(x_1) = 1, Y(x_2) = 1, Y(x_3) = 1)\}$. It is obvious that $|\mathcal{A}_z| = MK$ and $|\mathcal{B}| = M^K$. By consistency, given instrument arm $Z = z$, we have

$$\mathcal{A}_z \equiv \{(X = i, Y = y) : i \in \{1, \dots, K\}, y \in \{1, \dots, M\}\}.$$

Denote P as a probability measure on \mathcal{A}_z on the observed exposure and outcome, and P' as a probability measure on \mathcal{B} on the joint potential outcomes.

Let $\mathcal{V} = \{\mathbf{v}_1, \dots, \mathbf{v}_a\} \in \mathfrak{B}$ where $\mathfrak{B} = 2^{\mathcal{B}}$ be the power sets of \mathcal{B} , $|\mathcal{V}| = a$ and $a \leq M^K$. We let $\mathbf{v}_s = (v_s^{(1)}, \dots, v_s^{(K)}) \in \{1, \dots, M\}^K$, for $s \in \{1, \dots, a\}$ where the superscript (j) indicates the j -th coordinate in \mathbf{v}_s . Let $\mathcal{V}^{(j)} = (v_1^{(j)}, \dots, v_a^{(j)})$, which is a vector of length a consists of the j -th value in all vectors $\mathbf{v}_1, \dots, \mathbf{v}_a \in \mathcal{V}$. Now, we define $\text{Uniq}(\mathcal{V}^{(j)}) \subseteq \{1, \dots, M\}$ to be the set of all unique values in $\mathcal{V}^{(j)}$.

Define the *extension* of \mathcal{V} as

$$\text{ext}(\mathcal{V}) = \{\mathbf{l} = (l^{(1)}, \dots, l^{(K)}) \in \{1, \dots, M\}^K : l^{(j)} \in \text{Uniq}(\mathcal{V}^{(j)}), j \in \{1, \dots, K\}\},$$

which is a Cartesian product of $\text{Uniq}(\mathcal{V}^{(1)}) \times \text{Uniq}(\mathcal{V}^{(2)}) \times \dots \times \text{Uniq}(\mathcal{V}^{(K)})$.

Notice that $|\text{ext}(\mathcal{V})| = \prod_{j=1}^K |\text{Uniq}(\mathcal{V}^{(j)})|$. Given $\mathcal{M} \subseteq \{1, \dots, M\}$ and $\mathcal{M} \neq \emptyset$, we define

$$\Phi(\mathcal{V}, \mathcal{M}) = \{j \in \{1, \dots, K\} \text{ s.t. } \mathcal{M} = \text{Uniq}(\mathcal{V}^{(j)})\}.$$

In words, $\Phi(\mathcal{V}, \mathcal{M})$ returns a set of position numbers (i.e. values of X) such that the set the unique values in those positions for all vectors $\mathbf{v}_1, \dots, \mathbf{v}_a \in \mathcal{V}$ is the same as \mathcal{M} .

Remark 1. $\Phi(\mathcal{V}, \mathcal{M})$ defines a partition of $\{1, \dots, K\}$. That is, $\{1, \dots, K\} = \bigcup_{\mathcal{M} \subseteq \{1, \dots, M\}} \Phi(\mathcal{V}, \mathcal{M})$.

Furthermore, we define an equivalence relation on $\{1, \dots, K\}$ such that $j \sim j'$ if $\text{Uniq}(\mathcal{V}^{(j)}) =$

$\text{Uniq}(\mathcal{V}^{(j')})$. For each $j \in \{1, \dots, K\}$, the equivalence class of j , denoted by $[j]$, is

$$[j] = \{j' \in \{1, \dots, K\} \mid j \sim j'\}.$$

Then, for each equivalence class $[j]$, there is a unique \mathcal{M} such that $\forall j \in [j], \text{Uniq}(\mathcal{V}^{(j)}) = \mathcal{M}$. Therefore, we have at most K number of $\mathcal{M} \subseteq \{1, \dots, M\}$ such that $\Phi(\mathcal{V}, \mathcal{M}) \neq \emptyset$.

Example 1. Let $K = M = 3$ and $\mathcal{V} = \{(2, 2, 1), (2, 1, 2)\}$. We have $\mathbf{v}_1 = (2, 2, 1)$ and $\mathbf{v}_2 = (2, 1, 2)$. Also, we have $\mathcal{V}^{(1)} = (2, 2)$, $\mathcal{V}^{(2)} = (2, 1)$, and $\mathcal{V}^{(3)} = (1, 2)$, which gives $\text{Uniq}(\mathcal{V}^{(1)}) = \{2\}$ and $\text{Uniq}(\mathcal{V}^{(2)}) = \text{Uniq}(\mathcal{V}^{(3)}) = \{1, 2\}$. Then, by definition, we can get

$$\text{ext}(\mathcal{V}) = \{(2, 2, 1), (2, 1, 2), (2, 1, 1), (2, 2, 2)\}.$$

Further, let $\mathcal{M}_1 = \{2\}$, $\mathcal{M}_2 = \{1, 2\}$ and $\mathcal{M}_3 = \{1, 2, 3\}$. Then, we have $\Phi(\mathcal{V}, \mathcal{M}_1) = \{1\}$, since the set of unique values of the first number in all vectors in \mathcal{V} is $\text{Uniq}(\mathcal{V}^{(1)}) = \{2\} = \mathcal{M}_1$. Similarly, we have $\Phi(\mathcal{V}, \mathcal{M}_2) = \{2, 3\}$ and $\Phi(\mathcal{V}, \mathcal{M}_3) = \emptyset$. Note that since $\Phi(\mathcal{V}, \mathcal{M}_1) \cup \Phi(\mathcal{V}, \mathcal{M}_2) = \{1, 2, 3\}$, for any $\mathcal{M} \subseteq \{1, 2, 3\}$ that is not \mathcal{M}_1 or \mathcal{M}_2 , we will have $\Phi(\mathcal{V}, \mathcal{M}) = \emptyset$.

3.2 Main Results

We then give a characterization of the joint counterfactual distribution for the Y potential outcomes:

Theorem 1. *Under assumption 1, 2 and any of the versions of the independence conditions stated in assumption 3, the joint counterfactual probability distribution $P'(Y(x_1), \dots, Y(x_K))$ is characterized by the inequalities of form:*

$$\begin{aligned} &\forall \mathcal{V} \in \mathfrak{B} \text{ and } z \in \{1, \dots, Q\}, \\ &P'((Y(x_1), \dots, Y(x_K)) \in \text{ext}(\mathcal{V})) \leq \sum_{\mathcal{M} \subseteq \{1, \dots, M\}} P(Y \in \mathcal{M}, X \in \Phi(\mathcal{V}, \mathcal{M}) \mid Z = z). \end{aligned} \quad (5)$$

These inequalities are sufficient and necessary.

Note that we use $\text{ext}(\mathcal{V})$ instead of \mathcal{V} to characterize the left-hand side of the inequalities since we know $P'((Y(x_1), \dots, Y(x_K)) \in \mathcal{V}) \leq P'((Y(x_1), \dots, Y(x_K)) \in \text{ext}(\mathcal{V}))$. Thus, inequalities involving \mathcal{V} can be implied by those with $\text{ext}(\mathcal{V})$ and are thus redundant while still being valid. For \mathcal{V} 's with the same $\text{ext}(\mathcal{V})$, the same inequality in the form of (5) will be obtained. For ease of notation, we only consider the distinct ones when referring to the set of inequalities in the form

of (5). For the right-hand side of (5), we only need to consider the summation over the \mathcal{M} 's such that $\Phi(\mathcal{V}, \mathcal{M}) \neq \emptyset$ and there is at most K of those by Remark 1.

Remark 2. *Since the set of bounds in (5) is necessary and sufficient and gives a characterization of the joint counterfactual probability distribution $P'(Y(x_1), \dots, Y(x_K))$, a violation of any bounds in the set or an empty intersection of the bounds lead to falsification of the IV model.*

We then provide other representations of Theorem 5.

Corollary 1. *The statements (5) can be rewritten as:*

$$\begin{aligned} \forall \mathcal{V} \in \mathfrak{B} \text{ such that } \mathcal{V} = \text{ext}(\mathcal{V}) \text{ and } z \in \{1, \dots, Q\}, \\ P'((Y(x_1), \dots, Y(x_K)) \in \mathcal{V}) \leq \sum_{\mathcal{M} \subseteq \{1, \dots, M\}} P(Y \in \mathcal{M}, X \in \Phi(\mathcal{V}, \mathcal{M}) \mid Z = z). \end{aligned} \quad (6)$$

We have $\mathcal{V} = \text{ext}(\mathcal{V})$ when \mathcal{V} is a Cartesian product $\text{Uniq}(\mathcal{V}^{(1)}) \times \text{Uniq}(\mathcal{V}^{(1)}) \times \dots \times \text{Uniq}(\mathcal{V}^{(K)})$ such that $|\mathcal{V}| = \prod_{j=1}^K |\text{Uniq}(\mathcal{V}^{(j)})|$.

Let $\Omega(\mathcal{V})$ be an $M \times K$ binary-valued matrix consisting of column vectors $(\mathbf{r}^{(1)}, \dots, \mathbf{r}^{(K)})$ where $\mathbf{r}^{(j)} = (r_1^{(j)}, \dots, r_M^{(j)})$ with $r_i^{(j)} = 1$ if $i \in \text{Uniq}(\mathcal{V}^{(j)})$ and 0 otherwise. Note that the matrix $\Omega(\mathcal{V})$ can also be seen as a matrix with columns corresponding to $X = 1, \dots, K$, and rows corresponding to $Y = 1, \dots, M$.

Corollary 2. *The statements in (5) can be rewritten as:*

$$\begin{aligned} \forall \mathcal{V} \in \mathfrak{B} \text{ such that } \mathcal{V} = \text{ext}(\mathcal{V}) \text{ and } z \in \{1, \dots, Q\}, \\ P'((Y(x_1), \dots, Y(x_K)) \in \mathcal{V}) \leq \sum_{i,j: (\Omega(\mathcal{V}))_{i,j}=1} P(X = i, Y = j \mid Z = z). \end{aligned} \quad (7)$$

Corollary 3. *Let $\{i_{(1)}, \dots, i_{(k)}\} \subseteq \{1, \dots, K\}$ and $(j_{(1)}, \dots, j_{(k)})$ be a sequence of (not necessarily distinct) indices from $\{1, \dots, M\}$. Bounds on the marginalized counterfactual probabilities are given as:*

$$\begin{aligned} P(Y(x_i) = j) &\leq 1 - P(X = i, Y \neq j \mid Z = z), \\ P(Y(x_i) = j, Y(x_{i'}) = j') &\leq 1 - P(X = i, Y \neq j \mid Z = z) - P(X = i', Y \neq j' \mid Z = z), \\ &\vdots \\ P(Y(x_{i_{(1)}}) = j_{(1)}, \dots, Y(x_{i_{(k)}}) = j_{(k)}) &\leq 1 - P(X = i_{(1)}, Y \neq j_{(1)} \mid Z = z) - \dots - P(X = i_{(k)}, Y \neq j_{(k)} \mid Z = z). \end{aligned} \quad (8)$$

In the special case of $M = 2$ (Y is binary), this is the same set of inequalities as in (5). However, this is generally a subset of inequalities given by (5). In terms of $\Omega(\mathcal{V})$, inequalities in corollary 3 are $\Omega(\mathcal{V})$'s with $K - k$ columns consisting of all 1's and k columns consisting of one 1.

Additionally, some of the inequalities in the form of (5) may still be implied by the others in the set, and thus redundant. The following proposition characterizes the conditions of such redundant inequalities, and inequalities not obeying the conditions below are not redundant and cannot be implied by others in the set. Let $C(\mathcal{V}) = \Phi(\mathcal{V}, \{1, \dots, M\})$. The following results find the redundant inequalities.

Proposition 1. *For the inequalities in the form of (5), it is redundant if and only if :*

1. $|C(\mathcal{V})| = K - 1$, such that there exists a single $k^* = (\{1, \dots, K\} \setminus C(\mathcal{V}))$, and
2. $|\text{Uniq}(\mathcal{V}^{(k^*)})| < M - 1$,
or equivalently,
 $\Phi(\mathcal{V}, \mathcal{M}) = \emptyset, \forall \mathcal{M} \subseteq \{1, \dots, M\}$ s.t. $|\mathcal{M}| = M - 1$,

and there are $Q(K(2^M - M - 2))$ of those jointly redundant inequalities.

In words, the first condition says that there exists a single $k^* \in \{1, \dots, K\}$ such that $\text{Uniq}(\mathcal{V}^{(k^*)}) \neq \{1, \dots, M\}$. In other words, the set of unique values for all positions except for $\mathcal{V}^{(k^*)}$ is $\{1, \dots, M\}$. Therefore, the LHS of (5) takes the form $P(Y(x_{k^*}) \in \mathcal{M})$ where $\mathcal{M} \subset \{1, \dots, M\}$.

The second condition says for k^* , an inequality of the form $P(Y(x_{k^*}) \in \mathcal{M})$ will be redundant unless it takes the form $P(Y(x_{k^*}) \neq j)$ for some $j \in \{1, \dots, M\}$. Hence, the first inequality (8) in Corollary 3 is redundant unless $M = 2$.

In terms of $\Omega(\mathcal{V})$, the redundant inequalities are $\Omega(\mathcal{V})$'s with $K - 1$ columns consisting of all 1's and one column consisting of one 0.

Corollary 4. *The only inequalities that are of the form $P(Y(x_i) \in \mathcal{M})$ that are not redundant are of the form $P(Y(x_i) \neq j)$ for some j where $|\mathcal{M}| = M - 1$. Inequalities for sets $\text{ext}(\mathcal{V})$ for which there exist at least two positions i, i^* such that $\text{Uniq}(\mathcal{V}^{(i)}) \neq \{1, \dots, M\}$ and $\text{Uniq}(\mathcal{V}^{(i^*)}) \neq \{1, \dots, M\}$ are never redundant.*

In the next proposition, we quantify the number of necessary, sufficient, and non-redundant inequalities in the form of (5) that characterize a joint counterfactual distribution with $K, M, Q \geq 2$.

Proposition 2. *The number of non-trivial constraints in the form of (5) is $Q((2^M - 1)^K - 1)$. Thus, the number of necessary, sufficient, non-trivial, and non-redundant inequalities in the form of (5) that characterize a joint counterfactual distribution is $Q((2^M - 1)^K - K(2^M - M - 2) - 1)$.*

Example 1. (continued)

Given $K = M = 3$ and $\mathcal{V} = \{(2, 2, 1), (2, 1, 2)\}$, we show how to obtain a bound in the form of (5) in Theorem 1. First, we know

$$\text{ext}(\mathcal{V}) = \{(2, 2, 1), (2, 1, 2), (2, 1, 1), (2, 2, 2)\},$$

so the left-hand side of the inequality is

$$\begin{aligned} & P'((Y(x_1), \dots, Y(x_K)) \in \text{ext}(\mathcal{V})) \\ &= P'(Y(x_1) = 2, Y(x_2) = 2, Y(x_3) = 1) + P'(Y(x_1) = 2, Y(x_2) = 1, Y(x_3) = 2) \\ &+ P'(Y(x_1) = 2, Y(x_2) = 1, Y(x_3) = 1) + P'(Y(x_1) = 2, Y(x_2) = 2, Y(x_3) = 2). \end{aligned}$$

Then, we know from Example 1 that $\Phi(\mathcal{V}, \mathcal{M}_1) = \{1\}$, $\Phi(\mathcal{V}, \mathcal{M}_2) = \{2, 3\}$, while for all $\mathcal{M} \subseteq \{1, 2, 3\}$ such that $\mathcal{M} \notin \{\mathcal{M}_1, \mathcal{M}_2\}$, we have $\Phi(\mathcal{V}, \mathcal{M}) = \emptyset$. Hence, the right-hand side of the inequality given an instrument arm $Z = z$ is

$$\begin{aligned} & \sum_{\mathcal{M} \subseteq \{1, \dots, M\}} P(Y \in \mathcal{M}, X \in \Phi(\mathcal{V}, \mathcal{M}) \mid Z = z) \\ &= P(Y = 2, X = 1 \mid Z = z) + P(Y = 1, X = 2 \mid Z = z) + P(Y = 2, X = 2 \mid Z = z) \\ &+ P(Y = 1, X = 3 \mid Z = z) + P(Y = 2, X = 3 \mid Z = z). \end{aligned}$$

Checking the conditions given in Proposition 1, we know $|\Phi(\mathcal{V}, \{1, 2, 3\})| = |\emptyset| \neq K - 1$, so this inequality is not redundant.

Repeating the same steps above $\forall \mathcal{V} \in \mathfrak{B}$ and $Z = z \in \{1, \dots, M\}$, we can obtain a set of necessary, sufficient, and non-redundant inequalities which characterize $P'(Y(x_1), Y(x_2), Y(x_3))$ when $K = M = 3$. Applying Proposition 2, the number of such inequalities is $333Q$. We note that the left- and right-hand side of all bounds in the form of (5) are linear summations of $P'(Y(x_1) = y_1, \dots, Y(x_K) = y_K)$ and $P(Y = y, X = x \mid Z = z)$, which makes the practical implementation of our bounds efficient.

3.3 Discussion on the Results under the Observational Model

We want to point out that even though we focused on the setting of instrumental variable analysis and presented our results under IV models, our results still hold under an observational model without any IV. There are two ways to think about this. Firstly, we can take the probability measure P on set \mathcal{A}_z to be the probability distribution of $P(X = x, Y(x) = y)$ instead of the conditional probability distribution given $Z = z$. Secondly, we can think of the observational model as an “IV model” with only 1 Z -arm ($Q = 1$). All of our results above still hold with $Q = 1$.

3.4 Strassen’s Theorem and applications

Strassen’s theorem is a fundamental result in probability theory. While the full technical statement of the theorem can be quite complex, involving detailed mathematical notations and conditions, it essentially provides necessary and sufficient conditions on the existence of a probability measure on two product spaces with given supports and two marginals (Friedland et al., 2019; Strassen, 1965). Koperberg (Koperberg, 2024) stated a simplified version of Strassen’s theorem for finite sets. We restate their results below.

Definition 1 (Neighbors). *Let \mathcal{A}_z and \mathcal{B} be sets and $\mathcal{R} \subseteq \mathcal{A}_z \times \mathcal{B}$ a relation. Then for each $U \subseteq \mathcal{A}_z$, the set of neighbors of U in \mathcal{R} is denoted by*

$$\mathcal{N}_{\mathcal{R}}(U) = \{\mathbf{v} \in \mathcal{B} : (U \times \{\mathbf{v}\}) \cap \mathcal{R} \neq \emptyset\}.$$

Definition 2 (Coupling). *Let \mathcal{A}_z and \mathcal{B} be finite sets, P and P' probability measures on \mathcal{A}_z and \mathcal{B} respectively. Then a coupling of P and P' is a probability measure \hat{P} on $\mathcal{A}_z \times \mathcal{B}$, such that the marginal distributions of \hat{P} correspond to P and P' .*

Theorem 2 (Strassen’s theorem for finite sets (Koperberg, 2024)). *Let \mathcal{A}_z and \mathcal{B} be finite sets, P and P' probability measures on \mathcal{A}_z and \mathcal{B} respectively and $\mathcal{R} \subseteq \mathcal{A}_z \times \mathcal{B}$ a relation. Then, there exists a coupling \hat{P} of P and P' that satisfies $\hat{P}(\mathcal{R}) = 1$ if and only if*

$$P(U) \leq P'(\mathcal{N}_{\mathcal{R}}(U)), \text{ for all } U \subseteq \mathcal{A}_z.$$

Remark 3. *It is easy to show that the set of inequalities $P(U) \leq P'(\mathcal{N}_{\mathcal{R}}(U))$, for all $U \subseteq \mathcal{A}_z$ is the same as the set of inequalities $P(U') \leq P'(\mathcal{N}_{\mathcal{R}}(U'))$, for all $U' \subseteq \mathcal{B}$, since the probabilities*

assigned to the outcomes in \mathcal{A}_z and \mathcal{B} both sum to 1. Consequently, we have, for a given $U \subseteq \mathcal{A}$, $P(U) \leq P'(\mathcal{N}_{\mathcal{R}}(U))$ is the same as $P'(\overline{\mathcal{N}_{\mathcal{R}}(U)}) \leq P(\overline{U})$ where $\overline{\mathcal{N}_{\mathcal{R}}(U)} \subseteq \mathcal{B}$.

For the proof of this theorem, refer to Koperberg (2024). To utilize this result, we need to define a relation. Given two outcomes $\mathbf{w} \in \mathcal{A}_z$ and $\mathbf{v} \in \mathcal{B}$, we will say that \mathbf{w} and \mathbf{v} are coherent if and only if they assign the same values to any variables that are in common. In other words, they are pairs of (observed event, counterfactual event) where consistency is not violated. Thus for example, $(X = 1, Y(x_1) = 1)$ and $(Y(x_1) = 1, Y(x_2) = 1)$ are coherent, but $(X = 1, Y(x_1) = 1)$ and $(Y(x_1) = 2, Y(x_2) = 1)$ are not.

Let

$$\mathfrak{C} \equiv \{(\mathbf{w}, \mathbf{v}) \mid \mathbf{w} \in \mathcal{A}_z, \mathbf{v} \in \mathcal{B}, \mathbf{w} \text{ and } \mathbf{v} \text{ are coherent}\} \subseteq \mathcal{A}_z \times \mathcal{B}. \quad (9)$$

We may also view \mathfrak{C} as specifying a set of edges in a bi-partite graph; see Figure 2 for binary exposure and outcome. Notice that if $(\mathbf{w}, \mathbf{v}) \in \mathfrak{C}$, then the conjunction of \mathbf{w} and \mathbf{v} corresponds to an assignment to all three variables $(X, Y(x_1), Y(x_2))$ given $Z = z$; see Figure 3.




Figure 2: Illustration of pairs $(a, b) \in \mathcal{A}_z \times \mathcal{B}$ that are coherent conditional on a given instrument arm $Z = z$. Each edge corresponds to a coherent pair.

The bipartite graph \mathcal{G} illustrating pairs of $(\mathbf{w}, \mathbf{v}) \in \mathcal{A}_z \times \mathcal{B}$ that are coherent like Figure 2, which is on a special case of binary X and Y , can be easily generalized. Neighbors are connected by blue lines given consistency. For example, the events $(Y(x_1) = 1, Y(x_2) = 1), (Y(x_1) = 1, Y(x_2) = 2) \in \mathcal{B}$ are neighbors of $(X = 1, Y(x_1) = 1) \in \mathcal{A}_z$. Each of the M^K events in \mathcal{A}_z is connected to M^{K-1} events/neighbors in \mathcal{B} , while each of the M^K events in \mathcal{B} is connected to K events/neighbors in \mathcal{A}_z . The total number of edges in \mathcal{G} is KM^K . Note that the neighborhood of any event $\mathcal{V} \in \mathfrak{B}$,

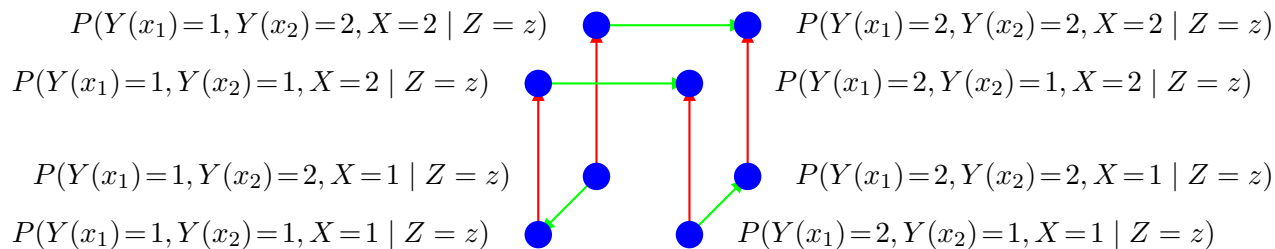


Figure 3: A graph in which points in \mathfrak{C} are depicted as blue points; \mathcal{A}_z corresponds to the set of green edges, while \mathcal{B} corresponds to the red edges.

$\mathcal{N}_{\mathfrak{C}}(\mathcal{V})$, contains at least one of the K observed events for each level of X in \mathcal{A}_z .

Now we show how using Strassen's theorem can re-establish the proof in Richardson and Robins (2014). Specifically, it can be used to show the bounds, in the form of (1) and (2) are sufficient in relating the observed distribution $P(X, Y|Z = z)$ and the potential outcome distribution $P'(Y(x_0), Y(x_1))$ when X and Y are binary. In the proof below, we have binary X and Y taking states $\{1, 2\}$. Again, we let P be a probability measure on \mathcal{A}_z , and P' be a probability measure on \mathcal{B} . We have P specifies a distribution over the following four events in \mathcal{A}_z .

$$\begin{aligned} \mathcal{A}_z \equiv \{ & (X(z) = 1, Y(x_1) = 1), (X(z) = 1, Y(x_1) = 2), \\ & (X(z) = 2, Y(x_2) = 1), (X(z) = 2, Y(x_2) = 2) \}. \end{aligned} \quad (10)$$

Note that though the outcomes in \mathcal{A}_z do not form a product space, the probabilities assigned to these outcomes by P sum to 1 since:

$$\begin{aligned} P(X(z) = 1, Y(x_1) = 1) + P(X(z) = 1, Y(x_1) = 2) &= P(X(z) = 1), \\ P(X(z) = 2, Y(x_2) = 1) + P(X(z) = 2, Y(x_2) = 2) &= P(X(z) = 2). \end{aligned}$$

This is to be expected since, via consistency, the four outcomes in \mathcal{A}_z correspond to observing

$$\{(X = 1, Y = 1), (X = 1, Y = 2), (X = 2, Y = 1), (X = 2, Y = 2)\}, \quad (11)$$

given instrument arm $Z = z$.

At the same time P' specifies a distribution over the following four events:

$$\mathcal{B} \equiv \{(Y(x_1) = 1, Y(x_2) = 1), (Y(x_1) = 1, Y(x_2) = 2), \\ (Y(x_1) = 2, Y(x_2) = 1), (Y(x_1) = 2, Y(x_2) = 2)\}. \quad (12)$$

Strassen's theorem can thus be used to address the question of whether for a fixed $Z = z$, P and P' are compatible in that there exists a single joint distribution

$$P(X(z), Y(x_1), Y(x_2))$$

that agrees with the distributions on \mathcal{A}_z and \mathcal{B} implied by P and P' . Given the simple characterization given by Koperberg, the necessary and sufficient condition is that:

$$P'(\mathcal{V}) \leq P(\mathcal{N}_{\mathfrak{C}}(\mathcal{V})), \text{ for all } \mathcal{V} \subseteq \mathcal{B}, \quad (13)$$

where $\mathcal{N}_{\mathfrak{C}}(\mathcal{V}) \equiv \{\mathbf{w} \mid \text{for some } \mathbf{v} \in \mathcal{V}, (\mathbf{w}, \mathbf{v}) \in \mathfrak{C}\}$, is the set of outcomes in \mathcal{A}_z that are neighbors of at least one outcome in \mathcal{V} under \mathfrak{C} . Observe that

$$\begin{aligned} P(X = i, Y = y \mid Z = z) & \\ &= P(X = i, Y(x_i) = y \mid Z = z) && \text{by consistency} \\ &= P(X = i, Y(x_i) = y, Y(x_{3-i}) = 1 \mid Z = z) + P(X = i, Y(x_i) = y, Y(x_{3-i}) = 2 \mid Z = z) \\ &= P(X(z) = i, Y(x_i) = y, Y(x_{3-i}) = 1 \mid Z = z) + P(X(z) = i, Y(x_i) = y, Y(x_{3-i}) = 2 \mid Z = z) \\ &= P(X(z) = i, Y(x_i) = y, Y(x_{3-i}) = 1) + P(X(z) = i, Y(x_i) = y, Y(x_{3-i}) = 2) \\ & && \text{by assumptions 2 + 3(V1)} \\ &= P(X(z) = i, Y(x_i) = y), \end{aligned} \quad (14)$$

where the last event is in \mathcal{A}_z . The first equality is by consistency; the second equality is by algebra; the third equality is by consistency; the fourth equality is by assumptions 2 and 3(V1); and the last equality is by summing over $Y(x_{3-i})$. Consequently, the compatibility question addressed by Strassen's theorem regarding \mathcal{A}_z and \mathcal{B} is equivalent to the question of whether, assuming 3(V1), for a fixed $Z = z$, the observed distribution $P(X, Y \mid Z = z)$ is compatible with a given distribution $P'(Y(x_1), Y(x_2))$.

Finally, we present Lemma 1 which shows that if for all z , $P'(Y(x_1), Y(x_2))$ is compatible with $P(X(z) = i, Y(x_i) = y)$, then there exists a single joint $P(X(z_1), \dots, X(z_Q), Y(x_1), Y(x_2))$ that is compatible with the observed distributions in all of the Z arms and $P'(Y(x_1), Y(x_2))$.

Lemma 1. *Given a set of Q distributions $P_q(X(z_q), Y(x_1), \dots, Y(x_K))$, for $q \in \{1, \dots, Q\}$ that agree on the common marginals so that $P_q(Y(x_1), \dots, Y(x_K)) = P_{q'}(Y(x_1), \dots, Y(x_K))$ for all $q, q' \in \{1, \dots, Q\}$, then there exists a single joint distribution:*

$$P(X(z_1), \dots, X(z_Q), Y(x_1), \dots, Y(x_K))$$

that agrees with each of these Q marginals so that for all q ,

$$P_q(X(z_q), Y(x_1), \dots, Y(x_K)) = P(X(z_q), Y(x_1), \dots, Y(x_K))$$

We now derive bounds in the form of (13) by Strassen's theorem which gives us sufficient conditions for the existence of a single joint distribution $P(X(z), Y(x_1), Y(x_2))$ that satisfies assumptions 1, 2 and 3(V1), and agrees with P on set \mathcal{A}_z and P' on set \mathcal{B} .

Considering sets \mathcal{V} of cardinality 1 leads to the inequalities:

$$\begin{aligned} P'(Y(x_1) = y_1, Y(x_2) = y_2) \\ \leq P(X(z) = 1, Y(x_1) = y_1) + P(X(z) = 2, Y(x_2) = y_2). \end{aligned}$$

Applying (14) to the RHS we then obtain the inequality

$$\begin{aligned} P'(Y(x_1) = y_1, Y(x_2) = y_2) \\ \leq P(X = 1, Y = y_1 \mid Z = z) + P(X = 2, Y = y_2 \mid Z = z). \end{aligned} \tag{15}$$

Given a set \mathcal{V} of cardinality 2, the cardinality of $\mathcal{N}_{\mathcal{E}}(\mathcal{V})$ is 3 (respectively 4), depending on whether or not the two outcomes do (respectively, do not) share an assignment to a variable. If $|\mathcal{N}_{\mathcal{E}}(\mathcal{V})| = 4$, then we obtain a trivial inequality. If $|\mathcal{N}_{\mathcal{E}}(\mathcal{V})| = 3$, then we obtain the following

non-trivial inequality:

$$\begin{aligned}
& P'(Y(x_i) = y) \\
&= P'(Y(x_i) = y, Y(x_{3-i}) = 1 \mid Z = z) + P'(Y(x_i) = y, Y(x_{3-i}) = 2 \mid Z = z) \\
&\leq P(X(z) = i, Y(x_i) = y) + P(X(z) = 3 - i, Y(x_{3-i}) = 1) + P(X(z) = 3 - i, Y(x_{3-i}) = 2).
\end{aligned}$$

Applying (14) to the RHS, we get

$$\begin{aligned}
& P'(Y(x_i) = y) \\
&\leq P(X = i, Y = y \mid Z = z) + P(X = 3 - i, Y = 1 \mid Z = z) + P(X = 3 - i, Y = 2 \mid Z = z) \\
&= P(X = i, Y = y \mid Z = z) + P(X = 3 - i \mid Z = z).
\end{aligned} \tag{16}$$

Every set \mathcal{V} of cardinality 3 (or 4) will lead to a trivial inequality since any set of three outcomes in \mathcal{B} will have $|\mathcal{N}_{\mathfrak{C}}(\mathcal{V})| = 4$, so $P(\mathcal{N}_{\mathfrak{C}}(\mathcal{V})) = 1$.

The inequalities (15) and (16) are exactly those that have been shown in Richardson and Robins (2014) to define the polytope for the binary potential outcome model.

Corollary 5. *The inequalities (5) can also be written as*

$$\begin{aligned}
& \forall \mathcal{V} \in \mathfrak{B} \text{ such that } \mathcal{V} = \text{ext}(\mathcal{V}) \text{ and } z \in \{1, \dots, Q\}, \\
& P'((Y(x_1), \dots, Y(x_K)) \in \mathcal{V}) \leq P((X, Y) \in \mathcal{N}_{\mathfrak{C}}(\mathcal{V}) \mid Z = z).
\end{aligned} \tag{17}$$

For simplicity of notation, we use P to denote all probability distributions after this section.

4 How Can We Obtain Confidence Regions?

Given the inequalities defining the counterfactual probability distributions in Theorem 1, partial identification bounds on any convex functions of the joint counterfactual probabilities including the ATE could be obtained using existing linear programming software. In this section, we show how a confidence region could also be constructed using the existing method Guo and Richardson (2021) recently proposed, which are finite-sample tail bounds of the likelihood ratio test (LRT) under multinomial samplings. It essentially further constrains the probability distribution of $P(X, Y \mid Z)$ given the observed probabilities from data via Kullback-Leibler (KL) divergence $KL(P(X, Y \mid$

$Z) \|\hat{P}(X, Y | Z)$.

Firstly, we describe a general procedure on how to implement our bounds on the counterfactual probability distribution to obtain a confidence region of any convex functions of the joint counterfactual probabilities including the ATE using the algorithm by Guo and Richardson (2021).

1. Obtain the observed probabilities $\hat{P}(X, Y | Z)$ from the data.
2. Construct a V-representation matrix and use ‘RCDD’ package to obtain the corresponding H-representation matrix. This is equivalent to obtaining the H-representation matrix using Theorem 1.
 - The columns of the V-representation matrix are the joint counterfactual probabilities $P(Y(x_1) = y_1, \dots, Y(x_K) = y_K)$ followed by the conditional observed probabilities $P(X = x, Y = y | Z = z)$.
 - Then each row represents a possible extreme distribution consisting of one joint counterfactual probability distribution $P(Y(x_1), \dots, Y(x_K))$ and one of its coherent conditional observed probabilities $P(X, Y | Z = z)$. ‘Extreme’ means we only allow one possible joint counterfactual probability and one of its coherent observed probabilities in the distribution with their probabilities to be one and the others being zero. For example, we have that $P(Y(x_1) = 1, \dots, Y(x_K) = 1) = 1$ and $P(X = 1, Y = 1 | Z = z) = 1$ is one of the possible extreme distributions and $P(Y(x_1) = 1, \dots, Y(x_K) = 1) = 1$ and $P(X = K, Y = 1 | Z = z) = 1$ is another one. We complete the matrix with all possible extreme distributions.
 - We finish the V-representation matrix by adding a column of zero and a column of one as the first two columns of the matrix.
3. Then, we have the following constraints which defines a convex program:
 - (a) Using the H-representation matrix and the observed probabilities $\hat{P}(X, Y | Z = z)$, we can get a set of bounds on the joint counterfactual probabilities $P(Y(x_1) = y_1, \dots, Y(x_K) = y_K)$ for each instrument arm $Z = z$.
 - (b) We also consider the bound $KL(P(X, Y | Z) \|\hat{P}(X, Y | Z)) \leq t_\alpha$ where t_α is a finite-sample critical value which can be obtained using the ‘Chernoff’ package in R.
 - (c) $\sum_{y_1=1}^M \dots \sum_{y_K=1}^M P(Y(x_1) = y_1, \dots, Y(x_K) = y_K) = 1$ and $\sum_{i=1}^K \sum_{j=1}^M P(X = i, Y = j) = 1$.

(d) $P(Y(x_1) = y_1, \dots, Y(x_K) = y_K) \geq 0$ and $P(X = i, Y = j) \geq 0$ for all $i \in \{1, \dots, M\}$ and $j, y_1, \dots, y_K \in \{1, \dots, M\}$.

4. Using the convex programming package ‘CVXR’ in R, we can obtain a confidence region for any convex function of the joint counterfactual probability distribution, e.g. a pair-wise average treatment effect $P(Y(x_i) = y) - P(Y(x_j) = y)$ with $i \neq j$, $i, j \in \{1, \dots, K\}$, and $y \in \{1, \dots, M\}$.

Note that without inequalities 3(b), the procedure above is how partial identification bounds on parameters of interest could be obtained.

4.1 Motivating Example Revisited

We now revisit our real data example discussed in Section 1.2. We discuss and compare the partial identification bounds and confidence regions obtained using all data or partial data which might be inefficient and/or biased.

All researchers below are interested in the pairwise average treatment effects: (1) R ($X = 2$) vs. UC ($X = 1$); (2) D ($X = 3$) vs. UC ($X = 1$); (3) R ($X = 2$) vs. D ($X = 3$).

Researcher 1: They are always hesitant to ignore any data available. They read our paper and used all the data for all three pairwise ATEs.

Researcher 2: They know all three Z arms are independent because of randomization. Therefore, they decided to ignore the Z arm representing randomization to the third treatment arm when they were interested in pairwise ATEs. For example, when estimating the ATE comparing being in the reward program vs. the usual care, they ignored arm $Z = 3$ which are the participants who were randomized to the deposit program.

Researcher 3: They were not aware of our paper but knew the partial identification bound for binary exposure. They decided to ignore the X arm representing taking the third treatment when they were interested in the pairwise ATEs. For example, when estimating the ATE comparing being in the reward program vs. the usual care, they ignored arm $X = 3$ which are the participants who were in the deposit program.

Researcher 4: They thought if they were only interested in the pairwise ATEs, both the Z and the X arms related to the third treatment could be ignored. The problem is then reduced to IV model with binary Z , X , and Y , which is well-studied and computationally straightforward. For example, when estimating the ATE comparing being in the reward program vs. the usual care, they

ignored arms $Z = 3$ and $X = 3$, which are the participants who were randomized to the deposit program and who were in the deposit program.

All results are summarized in Table 2.

			UC vs. R		UC vs. D		R vs. D	
			MLE (plug-in)	95% CR	MLE (plug-in)	95% CR	MLE (plug-in)	95% CR
Researcher 1	Correct	all data	(0.0936, 0.1948)	(-0.0110, 0.2960)	(0.0142, 0.8760)	(-0.0818, 0.9380)	(-0.1810, 0.7820)	(-0.2770, 0.8540)
Researcher 2	potentially inefficient	Delete 1 Z arm	(0.0936, 0.1948)	(-0.0179, 0.3020)	(-0.0598, 0.9400)	(-0.1530, 0.9860)	(-0.2550, 0.8470)	(-0.3460, 0.9080)
Researcher 3	wrong estimand	Delete 1 X arm	NA	(0.0580, 0.2790)	NA	(-0.0460, 0.9300)	NA	NA
Researcher 4	wrong estimand + inefficient	Binary model	(0.0936, 0.1948)	(0.0015, 0.2856)	(0.0142, 0.8756)	(-0.0699, 0.9327)	(0.3636, 0.3636)	(0.1398, 0.5785)

Table 2: Results for the smoking trial obtained by different researchers

Comparing the results between Researcher 2 and Researcher 1, we can see that an additional Z arm could be helpful. Researcher 1 obtained no wider bounds with the help of the third Z arm.

Deleting X arms like what Researcher 3 did gives the wrong estimand and could be dangerous. They ignored the population taking the third treatment other than the two in which they were interested. They may end up with data that violate the instrumental variable model as Researcher 3. Also, they may obtain the wrong inference that there is a significant difference between UC and R since the confidence region $(0.058, 0.279)$ excludes 0 while the confidence region using all data $(-0.011, 0.296)$ includes 0. Finally, what Researcher 4 did is both wrong and inefficient (compared to Researcher 3). It may lead us to an invalid statistical conclusion.

5 Discussion

5.1 Applications to Other Field

Our generalization of the bounds characterizing the IV model with categorical instrument, treatment, and outcome can also find intriguing applications in the field of quantum mechanics, particularly in the analysis of Bell’s inequality. In causal inference, our work amongst others provides bounds on the causal effects when dealing with unmeasured confounding. Analogously, in quantum mechanics, Bell’s inequalities offer a way to test the presence of local hidden variables and the extent of quantum entanglement, revealing non-classical correlations in the physical world. The essential argument of a Bell test involves a rejection of any ‘classical’ influences on any observed correlation using a causal analysis, and thus, the causes of physical phenomena could only be explained by non-classical physical natures. Pearl (1995) pointed out the similarities between Bell’s inequality in quantum mechanics (Cushing & McMullin, 1989; Suppes, 1988) and the IV inequalities that

both of them address a set of observed correlations that cannot be accounted for by assuming hidden common causes. Furthermore, in situations where a direct causal link between the correlated variables X and Y is allowed, the IV inequalities are actually a variant form of Bell’s inequality. We believe this work can enhance our understanding of non-classical causality and correlations in quantum mechanics and could shed new light on the quantification of causal effects within quantum networks, potentially providing a fresh perspective on the nature of quantum entanglement and informing experimental designs aimed at testing foundational principles of quantum theory. We hope the synergy between these two frameworks may help bridge classical causal inference methods and quantum information science, offering a more nuanced characterization of quantum correlations that go beyond Bell’s classical limits.

5.2 Summary and Future Directions

In summary, we consider the instrumental variable model with categorical Y taking M states, categorical X taking K states, and categorical Z taking Q states. We assume there is no direct effect of Z on Y so that $Y(x, z) = Y(x)$ and discussed variations of independence conditions. We first provide a simple characterization of the set of joint distributions of the potential outcomes $P(Y(x_1), \dots, Y(x_K))$ compatible with a given observed probability distribution $P(X, Y|Z)$. Our bounds are necessary, sufficient, and non-redundant. Partial identification bounds on any linear function of the joint counterfactual probabilities could also be obtained using our results. Results in Richardson and Robins (2014) and the Balke-Pearl bounds (Balke & Pearl, 1997) are special cases of our work with binary X and Y . Using the existing algorithm proposed by Guo and Richardson (2021), we give a general procedure of how confidence regions on any convex functions of the joint counterfactual probabilities could be obtained. By applying the method to real data on a financial incentive program for smoking cessation, we show how results can be impacted by how researchers handle and analyze the data. Specifically, data on additional instrument arms could potentially improve the efficiency of the results and give tighter bounds. Any deletion of the treatment arm to restrict the data to a subset of the population will change the estimand of interest (restricting the parameter of interest, e.g. ATE, to the sub-population which might not be well-defined) and may lead to invalid/wrong inference.

We will leave closed-form characterization on the IV model with continuous exposure, outcome, and/or instrument and on the marginal counterfactual probabilities $P(Y(x_1)), \dots, P(Y(x_K))$ to future work although bounds on them could be obtained numerically using our results. Richardson

and Robins (2024) showed that with binary exposure and outcome, $P(Y(x_1))$ and $P(Y(x_2))$ are variation independent meaning that knowing information on the distribution of $P(Y(x_1))$ would not give us additional constraints/information on the distribution of $P(Y(x_2))$. This makes it easy to compute the bounds on $ACE = P(Y(x_2) = 2) - P(Y(x_1) = 2)$: the lower bound on ACE is the lower bound of $P(Y(x_2) = 2)$ subtracting the upper bound of $P(Y(x_1) = 2)$ while the upper bound on ACE is the upper bound of $P(Y(x_2) = 2)$ subtracting the lower bound of $P(Y(x_1) = 2)$. However, the variation-independent property still needs to be explored in the case outside of the binary IV model. Finally, the algorithm proposed by Guo and Richardson (2021) could be conservative. Other statistical inference methods could be developed using our characterization of the categorical IV model.

References

- Angrist, J., Imbens, G., & Rubin, D. (1996). Identification of causal effects using instrumental variables. *Journal of the American Statistical Association*, *91*(434), 444–455.
- Balke, A., & Pearl, J. (1997). Bounds on treatment effects from studies with imperfect compliance. *Journal of the American Statistical Association*, *92*(439), 1171–1176.
- Beresteanu, A., Molchanov, I., & Molinari, F. (2012). Partial identification using random set theory. *Journal of Econometrics*, *166*(1), 17–32.
- Bonet, B. (2001). Instrumentality tests revisited. *Proceedings of the 17th Conference in Uncertainty in Artificial Intelligence*, 48–55. <https://arxiv.org/abs/1301.2258>
- Cheng, J., & Small, D. S. (2006). Bounds on Causal Effects in Three-Arm Trials With Non-Compliance. *Journal of the Royal Statistical Society Series B: Statistical Methodology*, *68*(5), 815–836.
- Cushing, J. T., & McMullin, E. (Eds.). (1989). *Philosophical consequences of quantum theory*. University of Notre Dame Press.
- Dawid, A. P. (2003, May). Causal inference using influence diagrams: the problem of partial compliance. In *Highly Structured Stochastic Systems*. Oxford University Press.
- Friedland, S., Ge, J., & Zhi, L. (2019). Quantum strassen’s theorem. *arXiv: Functional Analysis*. <https://api.semanticscholar.org/CorpusID:155099804>
- Guo, F. R., & Richardson, T. S. (2021). Chernoff-type concentration of empirical probabilities in relative entropy. *IEEE Transactions on Information Theory*, *67*, 549–558. <https://api.semanticscholar.org/CorpusID:238111111>
- Halpern, S. D., French, B., Small, D. S., Saulsgiver, K., Harhay, M. O., Audrain-McGovern, J., Loewenstein, G., Brennan, T. A., Asch, D. A., & Volpp, K. G. (2015). Randomized trial of four financial-incentive programs for smoking cessation. *New England Journal of Medicine*, *372*(22), 2108–2117.
- Kédagni, D., & Mourifié, I. (2020). Generalized instrumental inequalities: testing the instrumental variable independence assumption. *Biometrika*, *107*(3), 661–675.
- Kitagawa, T. (2021). The identification region of the potential outcome distributions under instrument independence [Themed Issue: Treatment Effect 1]. *Journal of Econometrics*, *225*(2), 231–253.
- Koperberg, T. (2024). Couplings and matchings: Combinatorial notes on strassen’s theorem. *Statistics & Probability Letters*, *209*, 110089.

- Manski, C. F. (1990). Nonparametric bounds on treatment effects. *The American Economic Review*, *80*(2), 319–323.
- Pearl, J. (1995). On the testability of causal models with latent and instrumental variables. *Proceedings of the Eleventh Conference on Uncertainty in Artificial Intelligence*, 435–443.
- Richardson, T. S., & Robins, J. M. (2014). Ace bounds; sems with equilibrium conditions. *Statistical Science*, *29*(3), 363–366. Retrieved May 3, 2024, from <http://www.jstor.org/stable/43288513>
- Richardson, T. S., & Robins, J. M. (2024). Assumptions and bounds in the instrumental variable model. <https://arxiv.org/abs/2401.13758>
- Robins, J. M., Sechrest, L., Freeman, H., & Mulley, A. (1989). Health service research methodology: A focus on aids. *Washington, DC: US Public Health Service, National Center for Health Services Research*, 113–59.
- Russell, T. M. (2021). Sharp bounds on functionals of the joint distribution in the analysis of treatment effects. *Journal of Business & Economic Statistics*, *39*(2), 532–546.
- Strassen, V. (1965). The Existence of Probability Measures with Given Marginals. *The Annals of Mathematical Statistics*, *36*(2), 423–439.
- Suppes, P. (1988). Probabilistic causality in space and time. In B. Skyrms & W. L. Harper (Eds.), *Causation, chance and credence: Proceedings of the irvine conference on probability and causation volume 1* (pp. 135–151). Springer Netherlands.
- Swanson, S. A., Hernán, M. A., Miller, M., Robins, J. M., & Richardson, T. S. (2018). Partial identification of the average treatment effect using instrumental variables: Review of methods for binary instruments, treatments, and outcomes [PMID: 31537952]. *Journal of the American Statistical Association*, *113*(522), 933–947.
- Swanson, S. A., Robins, J. M., Miller, M., & Hernán, M. A. (2015). Selecting on Treatment: A Pervasive Form of Bias in Instrumental Variable Analyses. *American Journal of Epidemiology*, *181*(3), 191–197.

This figure "CR.alco.png" is available in "png" format from:

<http://arxiv.org/ps/2405.09510v4>

This figure "CR.png" is available in "png" format from:

<http://arxiv.org/ps/2405.09510v4>

This figure "DAG_assump.png" is available in "png" format from:

<http://arxiv.org/ps/2405.09510v4>

This figure "noncomp_plot.png" is available in "png" format from:

<http://arxiv.org/ps/2405.09510v4>

This figure "redundancy.png" is available in "png" format from:

<http://arxiv.org/ps/2405.09510v4>

This figure "variationindep.png" is available in "png" format from:

<http://arxiv.org/ps/2405.09510v4>

This figure "vindepboundex.png" is available in "png" format from:

<http://arxiv.org/ps/2405.09510v4>

This figure "x3changen.png" is available in "png" format from:

<http://arxiv.org/ps/2405.09510v4>