

Social norm dynamics in a behavioral epidemic model

Christos Charalambous¹

¹ Instituto de Física Interdisciplinar y Sistemas Complejos IFISC (CSIC-UIB),
Campus Universitat Illes Balears, E07122, Palma de Mallorca, Spain

* christos@ifisc.uib-csic.es

Abstract

Understanding the social determinants that influence the adoption of preventive measures during a disease outbreak is crucial for building effective epidemic models and hence for policy making. While traditional behavioral epidemic models focused on rational decision-making, psychological biases and the incorporation of simple imitation-based mechanisms to account for social influence, recent experimental studies highlight the necessity of considering the role of social norm dynamics. Here, we develop a behavioral epidemic model on a multilayer network, by integrating an Experience Weighted Attractor (EWA) learning mechanism with the dynamics of social norms. The resulting decision making process, can potentially lead to a boost in vaccination coverage and hence to a significantly reduced final infected fraction, offering an alternative social mechanism to altruism that can achieve this. Furthermore, we examine the importance of the dynamics of each one of the social norms' types, injunctive or descriptive, in reducing the infected fraction, finding that the former have a more significant effect. We also explore the effect that external interventions on the dynamics of social norms can have on the expansion of an epidemic, aiming in identifying improved public communication protocols. Enhanced models of social norm dynamics, if validated and tested, can better capture the complexities of human social behavior and mitigate various societal challenges beyond pandemics.

Introduction

In 2019, the World Health Organization flagged vaccine hesitancy as a major global health threat [1], a concern accentuated by the COVID-19 pandemic [2] and recent influenza outbreaks. This underscores the pivotal role of vaccines in halting contagious diseases and averting excessive mortality rates. Decision-making in social dilemmas like vaccine uptake are influenced by various factors, including biological instincts, beliefs, emotions, and material cost-benefit considerations, as well as normative and cultural influences. However, the role of adherence to peers or external authorities, such as cultural, religious, political, or organizational entities, and their establishment have been relatively overlooked. Moreover, decision-making not only reflects individual perceptions but also incorporates beliefs about peer actions and expectations [3–5], often termed social norms [5,6]. While psychology and economics distinguish between descriptive norms (observed behaviors) and injunctive norms (perceived norms of behavior) [3], the optimal effectiveness of social norms is achieved when both descriptive and injunctive components coexist [5].

Many experts advocate leveraging social norms to boost vaccination rates [7], recognizing their pivotal role in public health advancement [8]. Previous studies reveal a positive correlation between social norms favoring vaccination and intentions to vaccinate, as well as actual uptake for various diseases, such as influenza [9–12], human papillomavirus (HPV) [13], and COVID-19 [14–17]. While descriptive social norms have been integrated into vaccination behavior models, in the guise of social learning or imitation [18, 19], injunctive social norms, with the exception of [20], received much less attention due to modeling challenges, since they rely on normative expectations rather than anticipated behavior [21, 22]. Additionally, memory plays a significant role in more traditional decision-making models [23], a factor often overlooked in previous vaccination behavior models with social norm dynamics, with the exception of [24], whose norm dynamics however were not as psychologically well-founded, as the ones recently described in [25].

An expanding community of scholars focuses on developing agent-based models (ABMs) that are both cognitively plausible and empirically calibrated [26–30]. ABMs elucidate how emerging norms can feedback on individual-level social expectations and decision making, termed "downward causation" or "immergence" [31], [32]. They offer insights into the explicit mechanisms through which social norms can address large-scale problems, while also highlighting their limitations. Furthermore, ABMs simulate long-term trends and provide insights into the sustained effects of interventions over time, crucial for sustainable improvements in public health.

Incorporating social norm dynamics into traditional behavioral models linked to tangible real-world processes, such as ecological and environmental shifts, economic fluctuations, or epidemiological trends, is essential for understanding real-world processes and developing effective strategies. We aim to build an agent-based model examining the impact of descriptive and injunctive social norms on vaccine uptake and disease propagation. Combining a rational behavioral epidemic model with social norm dynamics [25], we assess vaccination intention and model vaccination dynamics under the risk of seasonal disease outbreaks.

The paper's structure unfolds as follows: First, we present the model details, formally introducing the decision-making process and discuss the dynamics of the EWA mechanism and the social norms' dynamics. Proceeding to the results section, we analyze the role of social norm dynamics, comparing the model with and without social norm effects, and identify their impact on infection rates and vaccination uptake. We explore scenarios with stubborn adherence to one social norm and assess the effects of external forces, influencing the decision-making process, on infection rates and vaccination uptake. Our framework offers versatility and suggests that boosting vaccination coverage may result from considering social norm dynamics alone, without solely relying on altruistic motives. Such models can be experimentally tested in economics laboratories [33].

Model

During a pandemic, two distinct dynamics are taking place, the epidemic spreading and the related human behavioral change, which are inextricably coupled. A common approach to studying the spread of a disease is as a dynamic system on a network of individuals, termed the network of physical contacts. For this spreading process, we will assume a Susceptible-Infected-Recovered (SIR) model, which is described in the next paragraph. The behavioral change dynamics are often also described as a dynamical system on a network, termed the social interactions network, which involves additional contacts to the physical one, attributed to the various sources through which an individual can acquire information beyond the ones through physical contact.

Game theory is the natural framework to study the behavioral change dynamics, given that the vaccination strategy of each individual as well as the corresponding payoffs will depend on other individuals' decisions. In order to describe the coevolution of both disease and behavior dynamics one has to define them on a multilayer network [34,35], as the one presented in Fig. 1.

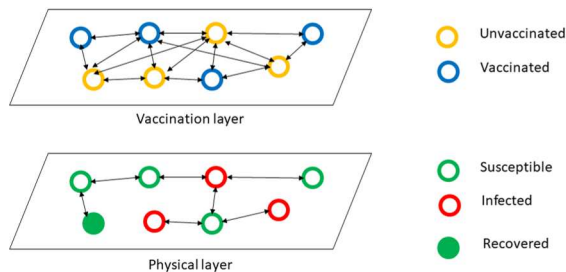


Fig 1. Dynamics of the vaccination game on a two-layer network. In the first layer, the “physical” layer, the seasonal epidemic spreads. These dynamics are governed by a Susceptible-Infected-Recovered (SIR) compartmental model. In the second layer, the “vaccination” layer, the agents receive information from the first layer, as well as from their own layer and they decide whether to vaccinate or not. We assume an Erdos-Renyi degree distribution for both layers, and we consider that the second layer is formed as a copy of the first layer, adding extra connections to represent social but not physical interactions.

The epidemic dynamics defined in the first layer are simulated as follows: First, we assume that at the beginning of each season, one individual is infected and nobody is vaccinated. We let the setup run for a number of seasons until we observe the system to reach equilibrium. For each season, we run several simulations of the SIR model, using the event-driven algorithm in [36,37], in order to obtain the relevant probabilities of infection for each agent. The SIR model is the canonical model of diseases that make people immune upon recovery. It has only two parameters, the infection rate β , i.e. the rate with which an individual can infect another individual, and the recovery rate μ . However, μ only sets the time scale of the outbreak, and since we are only interested in the final infected fraction, we set $\mu = 1$ without loss of generality. Furthermore, as the focus of this work is not on the effects of the network topology, to focus on the sole effect of the decision process we assume an Erdos-Renyi network. This is also the case for the social network.

The decision of getting vaccinated is usually based not only on the awareness of the transmission severity of an epidemic alone, but also on personal beliefs and opinions, that sometimes can be affected by others, the social norms. Up to now, little attention has been dedicated by modelers on the role of social norms and their dynamics. Here we develop a decision-making model, using the social norm dynamics defined in [25] in order to contribute to closing this gap. In this work, each individual i is characterized by i) an attitude y_i which gives his personal belief about the most appropriate intention in a given social situation, ii) a belief (an expectation) \tilde{x}_i about the average intentions of peers, iii) as well as a second order belief \tilde{y}_i about the average attitude of their peers.

The focus of this work is on seasonal diseases. After initializing the epidemic state of the community as well as the social norms for each individual, the first step of the algorithm that governs the dynamics of the model is to run several times the SIR dynamics on the physical network in order to obtain descriptive statistics about the epidemiological state of each agent. Then combining this information with the social norms of the agent, the decision making part regarding the vaccination question takes

place for the next season. Finally, before the start of the next season, and based on the decisions taken, the social norms are updated as well. A schematic diagram of the algorithm is shown in Fig. 2.

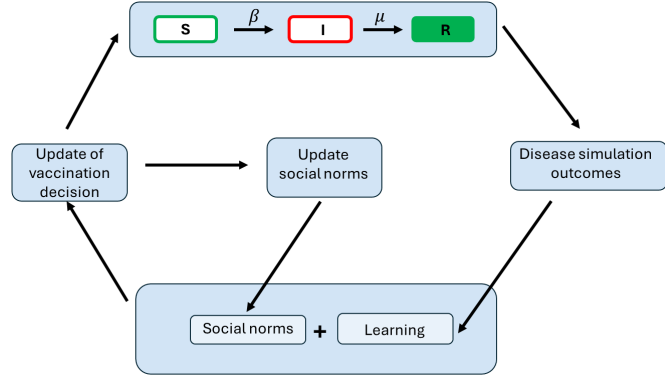


Fig 2. Schematic of the algorithm describing the dynamics of the model. We first run the dynamics several times on the physical layer over a whole infection season. This gives information regarding the probability of being infected during each season. After the end of the season and before the beginning of the next one the agents make a decision regarding vaccination based on the information received from the previous season, by taking into account both material considerations (learning) and normative considerations. Then they also update the norms that they will use at the end of the season based on the decisions taken. Then the next season begins.

The decision making process

Here, we define the dynamics for the total intention $x_i(t)$ of an agent to vaccinate, which should take into account both material considerations as well as norm considerations. $x_i(t)$ corresponds to the probability with which an agent selects to be vaccinated. In [38, 39], the authors noted that, communities under risk, tend to base their decision more on descriptive norms, i.e. they are looking more at what is or what they think is actually happening rather than considering the role of their beliefs and the beliefs of others. Therefore we split the contribution to the intention update as follows:

$$x_i(t+1) = (1 - S_i(t)) x_i^{descriptive}(t) + S_i(t) x_i^{injunctive}(t) \quad (1)$$

which depends on the safety parameter $S_i(t)$ that quantifies the safety an agent feels and takes values $0 < S_i(t) < 1$. The safety is assumed to be given by the following formula

$$S_i(t) = \begin{cases} 1 - \frac{\widehat{I}_i(t) + cI_{total}(t)}{1+c} & \text{if agent unvaccinated} \\ 1 - \frac{\widehat{I}_{i,neighbors}(t) + cI_{total}(t)}{1+c} & \text{if agent vaccinated} \end{cases} \quad (2)$$

where $\widehat{I}_i(t) = \frac{n_{sim}^{inf}(t)}{n_{sim}}$ with n_{sim} the total number of outbreak simulations and $n_{sim}^{inf}(t)$ the number of outbreak simulations when i got infected in the previous cycle, and $\widehat{I}_{i,neighbors}(t) = \frac{n_{sim}^{inf,neigh}(t)}{n_{sim}}$ with $n_{sim}^{inf,neigh}(t)$ the sum of the average number of infected neighbors over all simulation runs. $I_{total}(t)$ is the fraction of infected individuals in the community. We assume that agents have access to the information about the fraction of infected individuals through the authorities and that c represents the weight they put on the fraction of infected individuals globally compared to the

fraction of infected individuals locally. While $c > 0$ the agents can never feel completely safe unless the disease is completely eradicated. $S_i(t) = 0$ implies that everybody gets infected and $S_i(t) = 1$ implies that nobody gets infected.

Continuing, we define the contribution from what is or what agents think is actually happening as

$$x_i^{descriptive}(t) = (1 - \phi_i(t)) p_i^{learn}(t) + \phi_i(t) \tilde{x}_i(t) \quad (3)$$

where we see contributions from the agent's learning of material payoffs $p_i^{learn}(t)$ and what the agent thinks that the rest of the community actually chose on average $\tilde{x}_i(t)$, the dynamics of both of which are defined in the next subsections. We weigh these two contributions considering whether the agent will base his decision on his own information or on that of neighbors and this is determined by the change-detector function $\phi_i(t)$ as defined in [40]. This function is related to the surprise function $S_i(t)$ through $\phi_i(t) = 1 - \frac{1}{2}S_i(t)$ where

$$S_i(t) = \sum_{k=1}^{m-1} (h_i^k(t) - q_i^k(t))$$

with

$$q_i^k(t) = I(s_{-i}^k, s_{-i}(t))$$

where $I(\cdot)$ symbolizes the indicator function and s_{-i}^k is a vector of dimensions of the number of neighbors of agent i whose each entry contains a unit vector with 0 for all entries except for strategy k . $s_{-i}(t)$ is a vector of dimensions of the number of neighbors of agent i , containing the actual choices at time t of the neighbors. Hence $q_i^k(t)$ is a vector of dimensions of the number of neighbors of agent i , with 1s for all neighbors who had chosen strategy k at time t . On the other hand,

$$h_i^k(t) = \frac{\sum_{\tau=t-m}^t I(s_{-i}^k, s_{-i}(\tau))}{m}$$

which is a vector that records the historical frequencies of the choices by other players, over a span of period of m steps, which is the size of the memory of the agent. The idea is that when the surprise function is large, i.e. the change-detector function is small, which means that the neighbors of the focal agent are changing a lot their choices of getting vaccinated or not, then the focal agent should concentrate on his self rather than at looking what the neighbors are doing, since they are not at a stationary state, perhaps because the environment is fluctuating a lot.

The contribution from the injunctive norms of the agents, which is the mechanism activated when the agent is not at risk takes the following form

$$x_i^{injunctive}(t) = (1 - \phi_i(t)) x_i^{ownbelieves}(t) + \phi_i(t) \tilde{y}_i(t) \quad (4)$$

where again the idea is to split the contributions between the effect of own beliefs and the beliefs of others using the change-detector function, with $x_i^{ownbelieves}$ given by

$$x_i^{ownbelieves}(t) = \left(1 - \hat{\phi}_i(t)\right) p_i^{learn}(t) + \hat{\phi}_i(t) y_i(t) \quad (5)$$

where $\hat{\phi}_i$ represents the inertia factor, a concept which was also used in [41]. In this case, we calculate the inertia factor as follows

$$\hat{\phi}_i = S_i(t) \phi_i^{own}(t) \quad (6)$$

where ϕ_i^{own} is calculated as ϕ_i but instead of calculating the surprise on the neighbors, one calculates the surprise based on one's own past. In this sense, when an agent's

own surprise factor is large (i.e. the change-detector function $\phi_i^{own}(t)$ is low) and the safety function $S_i(t)$ is small then the agent resorts to learning, otherwise he follows his personal norm. The dynamics of the social norm variables, $y_i(t)$ and $\tilde{y}_i(t)$ are also defined in the next subsections. A diagram with the contributions to the total intention is shown in Fig. 3.

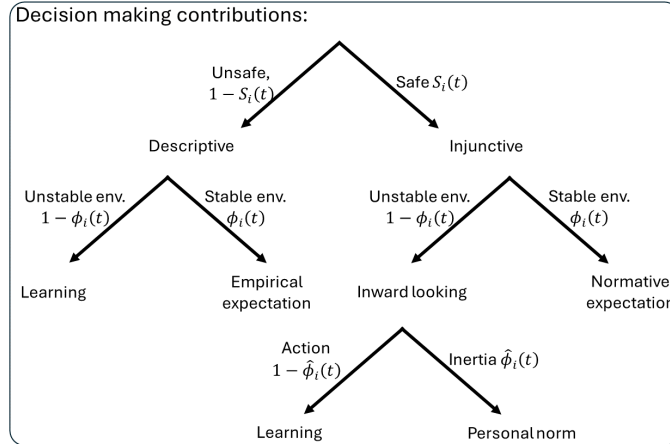


Fig 3. Schematic diagram of the decision making process. The contributions to the final intention of vaccinating from both the learning process and the social norms is summarized with the relevant weight of each one of them.

Numerous social and behavioral science theories offer insights into behavior and change [42]. Our approach, building on earlier Continuous Opinions and Discrete Actions (CODA) models [43], links individual actions to attitudes influenced by observed behaviors, aligned with social psychology [44], which prioritize psychological rules over perfect rationality in adoption decisions. This perspective was also applied in [45]. Prior mathematical models often ignore the dynamic nature of attitudes, leading to inaccuracies in adoption predictions and policy efficacy.

The experience dependent mechanism

Human social behavior is influenced by model-free and model-based reinforcement learning [46], combining both past experiences and future goals. These can both be captured by a learning mechanism known as the Experience-Weighted-Attractor (EWA) model, as long as certain conditions, stated in [47] are fulfilled. EWA is a learning mechanism that encapsulates both reinforcement learning [48] and belief learning [49], which is to say that actions are reinforced based on both how well they actually performed, i.e. based on their actual material payoffs, but also based on what their potential outcomes could have been had they been chosen, i.e. their forgone material payoffs. Here, we assume an equal weight for actual and forgone material payoffs. Agents estimate forgone material payoffs based on the average number of infected neighbors, without access to neighbors' payoffs in agreement with experimental findings [50]. The role of memory's size will also be examined, where the decision with the larger average payoff over the period of m preceding vaccination cycles will be selected. Many works in the literature have considered the role of an agent's memory size [51–55], introduced in a number of different ways with inconclusive results about its role, but none of them has studied it in the context of EWA learning.

The payoffs given at the end of each round for the two available options to the agent are defined as follows:

$$\Pi_i^{Unvac}(t) = \begin{cases} 1 - c_I \widehat{I}_{i,neighbors}(t) & \text{if vaccinated} \\ 1 - c_I \widehat{I}_i(t) & \text{if not vaccinated} \end{cases} \quad (7)$$

$$\Pi_i^{Vac}(t) = 1 - c_V$$

We assume the materially-motivated intention of the agent i at time t to vaccinate or not, to be given by the following formula

$$p_i^{learn}(t) = \frac{1}{2} + \text{sign}(\pi_i^{Vac}(t) - \widetilde{\pi}_i^{Unvac}(t)) F(\pi_i^{Vac}(t), \widetilde{\pi}_i^{Unvac}(t)) \quad (8)$$

Here $\pi_i^{Vac}(t)$ is the average payoff for the vaccinating option over the last m rounds, while $\widetilde{\pi}_i^{Unvac}(t) = \pi_i^{Unvac}(t) + b_i(t)$ is the average payoff received for not vaccinating over the last m rounds $\pi_i^{Unvac}(t)$, slightly modified to include a psychological bias $b_i(t)$ towards this option, compared to its alternative, developed over time based on the outcomes received, which is defined below. The idea behind the above formula, is that when $p_i^{learn}(t) = \frac{1}{2}$, this represents no preference towards either vaccinating or not vaccinating. Then whenever $\widetilde{\pi}_i^{Unvac}(t) > \pi_i^{Vac}(t)$ or $\widetilde{\pi}_i^{Unvac}(t) < \pi_i^{Vac}(t)$ holds, the preference should shift towards not vaccinating or vaccinating respectively. The strength with which this happens should depend on the function F which is given by

$$F(\pi_i^{Vac}(t), \widetilde{\pi}_i^{Unvac}(t)) = \frac{1}{1 + e^{-\frac{|\pi_i^{Unvac}(t) - \pi_i^{Vac}(t)|}{\kappa(S_i(t))}}} - \frac{1}{2} \quad (9)$$

which depends on the difference between the two average payoffs in such a way that when they are equal $\widetilde{\pi}_i^{Unvac}(t) = \pi_i^{Vac}(t)$ the function is equal to 0, while when $\pi_i^{Unvac}(t) \gg \pi_i^{Vac}(t) - b_i(t)$ or $\pi_i^{Unvac}(t) \ll \pi_i^{Vac}(t) - b_i(t)$ then $F(\pi_i^{Vac}(t), \widetilde{\pi}_i^{Unvac}(t)) = \frac{1}{2}$. Moreover, $K(S_i(t))$ is a sensitivity parameter that determines the rational capacity of an agent given by

$$K(S_i(t)) = \kappa(1 - S_i(t)) \quad (10)$$

such that when the agent is panicking is less capable of distinguishing between the two options. $\kappa > 0$ is the maximum state of panic the agent can be in, or equivalently the minimum state of rationality.

For the vaccination option, we assume no memory decay since the payoff is the same for every round and therefore the average payoff is simply equal to $\pi_i^{Vac}(t) = \Pi_i^{Vac} = 1 - c_V$. For the case of staying unvaccinated however we assume that the memory of previous events decays depending on the current epidemiological state of the agent. The idea here is that if an agent feels threatened then he should pay attention mostly to recent results rather than results in the far past. Hence the average payoff $\pi_i^{Unvac}(t)$ is calculated as follows:

$$\pi_i^{Unvac}(t) = \sum_{j=0}^m \frac{(S_i(t))^j}{\sum_{n=0}^m (S_i(t))^n} \Pi_i^{Unvac}(t-j) \quad (11)$$

which depends on the safety parameter $S_i(t)$ defined above.

Finally, the bias factor is given by

$$b_i(t) = \sum_{j=0}^m \frac{(S_i(t))^j}{\sum_{n=0}^m (S_i(t))^n} [S_i(t-j) - S_{total}(t-j)] \quad (12)$$

where $S_{total}(t-j) = 1 - I_{total}(t-j)$ represents the public's safety feeling and hence the bias factor basically represents the fact that if an agent feels safer than the general public's safety feeling on average over the m last rounds, then he might be more inclined to remain unvaccinated, and vice versa. We also assume a memory decay for the bias, of the same form as before.

Social norm dynamics

To integrate social norm dynamics into the EWA model, first of all, we separate material payoffs from social norm dynamics. Furthermore, experiments show that people represent the preferences and beliefs of others, i.e. their norm variables, separately from their own [56]. A recent work directly measures these variables in behavioral experiments [57]. We are interested in the dynamics of these variables.

Here, individuals, assumed self-interested, do not like to be disapproved by peers (or an external authority) but they also prefer to do what they personally think is appropriate. They are bounded rational [58], and they observe (and learn from) the actions of others and make inferences about others' attitudes (preferences) and beliefs but they do not know them exactly. The aim is to understand the evolution of preferences, beliefs, and behaviors instigated by social interactions.

We update social norms after each decision cycle. Contrary to [25], we distinguish between the action taken by the agent, i.e. whether to vaccinate or not, and his intention. The first is a discrete variable in our work, while the second, denoted by x_i , is a continuous one, as was the action in [25].

The dynamics of the norm variables y_i , \tilde{x}_i and \tilde{y}_i as defined in [25] are summarized by the following linear de-Groot type recurrence equations:

$$\begin{aligned}
 y'_i &= y_i + \left[\underbrace{C_i^{11} (x_i - y_i)}_{\text{cognitive dissonance}} + \underbrace{C_i^{12} (X_i - y_i)}_{\text{conformity w/peers}} + \underbrace{C_i^{13} (G_i^1 - y_i)}_{\text{conformity w/authority}} \right] \\
 \tilde{y}'_i &= \tilde{y}_i + \left[\underbrace{C_i^{21} (y_i - \tilde{y}_i)}_{\text{social projection}} + \underbrace{C_i^{22} (X_i - \tilde{y}_i)}_{\text{learning about others}} + \underbrace{C_i^{23} (G_i^2 - \tilde{y}_i)}_{\text{conformity w/authority}} \right] \\
 \tilde{x}'_i &= \tilde{x}_i + \left[\underbrace{C_i^{31} (\tilde{y}_i - \tilde{x}_i)}_{\text{logic constraints}} + \underbrace{C_i^{32} (X_i - \tilde{x}_i)}_{\text{learning about others}} + \underbrace{C_i^{33} (G_i^3 - \tilde{x}_i)}_{\text{conformity w/authority}} \right]
 \end{aligned} \tag{13}$$

where the prime signifies the next time step, X_i is the average number of neighbors vaccinated as observed by the focal individual (so that different individuals are characterized by different X_i) and C_i^{lj} represents non-negative individual-specific constant coefficients. Here the 'cognitive dissonance' term acts to reduce the mismatch of the ego's actions and their beliefs about themselves. The 'social projection' term captures the ego's belief that others are probably similar to themselves [59]. The 'logic constraints' term reduces a mismatch between the ego's beliefs about actions and beliefs of others [60]. The 'conformity w/ peers' and two 'learning about others' terms move the corresponding attitude and beliefs closer to the observed average behavior X_i among peers [61]. The 'conformity w/ authority' terms move the corresponding attitudes and beliefs closer to the promoted 'standard' G_i^l . Note that cognitive dissonance brings individuals' intention x_i closer to their attitude y_i and simultaneously changes their attitude y_i to justify the action previously chosen [62].

The form of the set of dynamical equations above can be rewritten in the following way:

$$\begin{aligned}
 y'_i &= y_i + \xi_i^1 \left[\widehat{C}_i^{11} x_i + \widehat{C}_i^{12} X_i + \widehat{C}_i^{13} G_i^1 - y_i \right] \\
 \tilde{y}'_i &= \tilde{y}_i + \xi_i^2 \left[\widehat{C}_i^{21} y_i + \widehat{C}_i^{22} X_i + \widehat{C}_i^{23} G_i^2 - \tilde{y}_i \right] \\
 \tilde{x}'_i &= \tilde{x}_i + \xi_i^3 \left[\widehat{C}_i^{31} \tilde{y}_i + \widehat{C}_i^{32} X_i + \widehat{C}_i^{33} G_i^3 - \tilde{x}_i \right]
 \end{aligned} \tag{14}$$

where $\xi_i^l = \sum_j C_i^{lj}$ is interpreted as the rate at which the l^{th} variable is updated, and $\widehat{C}_i^{lj} = \frac{C_i^{lj}}{\sum_k \widehat{C}_i^{lk}}$ such that $\sum_j \widehat{C}_i^{lj} = 1$. Rewriting the equations in this form, we see that the coefficients \widehat{C}_i^{lj} can be interpreted as the weights of the effect that each of the three variables in the equations can have on the evolution of the l^{th} variable. To adjust the dynamics to the problem that we have at hand, i.e. to the dynamics of social norms of a group of individuals under the collective risk of an epidemic whose dynamics are governed as explained above, we define the coefficients \widehat{C}_i^{lj} in the way detailed below.

First, for the time being, we ignore the role of any external authorities. Hence we set all $\widehat{C}_i^{l3} = 0$, which subsequently implies that $\widehat{C}_i^{l2} = 1 - \widehat{C}_i^{l1}$. Then, we note that for each variable, its evolution depends, besides its previous value, on two other variables, which can be divided into two categories. The variables depending on individual i 's social norms i.e. x_i, y_i, \tilde{y}_i , and the variables that depend on the action of the neighbors X_i . Hence, we interpret \widehat{C}_{i1} as the part of the updating of the i^{th} variable attributed to looking inward, at his own previous norms, and subsequently, $1 - \widehat{C}_{i1}$ is the weight that the agent puts on the neighbors influence. Alternatively, based on the original formulation of the dynamic equations for the social norms, we can interpret \widehat{C}_{i1} and \widehat{C}_{i2} as the weights that the agent puts on the psychological processes involving only his norms, and the psychological processes involving what he observes in his surroundings respectively. Reinterpreting the coefficients in this way allows us to relate them to quantities obtained by the physical spreading process taking place, rather than assuming some arbitrary value for them. We assume that

$$C_i^{l1} = 1 - \phi_i(t) \quad (15)$$

and

$$C_i^{l2} = \phi_i(t) \quad (16)$$

where $\phi_i(t)$ is again the change-detector function defined above. A diagram of the contributions to the dynamics of the social norms can be found in Fig. 4.

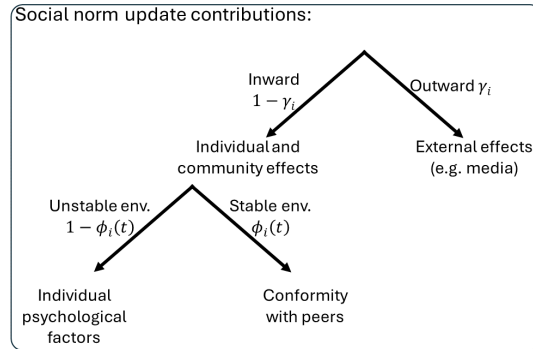


Fig 4. Schematic diagram of the contributions to the dynamics of the social norm variables. The contributions of each one of the factors that drive the dynamics of the social norms is summarized.

Finally, we should note that defining the coefficients in the social norm dynamics in this way, in terms of the change-detector function, implies $\xi_i^l = 1$, for all three social

norms updates and for all agents and hence $\widehat{C}_i^{l1} = C_i^{l1}$ and $\widehat{C}_i^{l2} = C_i^{l2}$. A consequence of our assumptions is that for each one of the social norm variables, their new values do not depend on the previous ones. We tested that the results we obtained are robust if we multiply both C_i^{l1} and C_i^{l2} by a constant $\theta > 0$ close to 1 for all three of the social norms, i.e. if $\xi_i^l = \theta$. If this constant, on the other hand, is assumed to be too small, then there are no dynamics for the social norms, while if this constant is too big social norms become 0 since we require that the value of any of the norms always lies between 0 and 1. In future research, we plan to examine in more detail the role of the distinct updating rates ξ_i^l for each one of the norms, as well as the case when these are non-constant but rather can depend on the epidemiological state of the system, something that could potentially give rise to qualitative results as the ones obtained in [63].

Results

After having defined the dynamics of our system, both the dynamics governing the spreading of the disease but also the dynamics governing the decision making process, we simulate our system in order to examine the role of the various free parameters such as for example the memory size m the media strength γ_i^l and the media target G_i^l on the infected fraction. In the results presented here we consider a community of $N = 100$ individuals, but similar results hold for larger networks as well, although we stick to the small network sizes to cut computation times, since the focus of this work is not to examine large network effects. We run 1000 simulations of the Susceptible-Infected-Recovered (SIR) model, using the event-driven algorithm in [36, 37], for each season. We assume an average degree of $\langle k_1 \rangle = 4$ for the physical network and $\langle k_2 \rangle = 5$ for the social network. We also assume $c = 1$ in what follows, although we checked that our results are robust on this parameter. The initial condition for all social norm variables y_i , \tilde{y}_i and \tilde{x}_i is to be selected randomly from a uniform distribution $U[0, 1]$. In addition, we assume $\kappa = 1$ for the maximum irrationality constant, but our results hold qualitatively true as long as we consider a value in the same order of magnitude. For each value of β , γ_i^l or G_i^l considered in the following work, we consider an average of over 100 simulations of the system dynamics.

The role of social norms

Initially, we study the role of memory on the infected fraction without considering social norms. In Fig. 5A and Fig. 5B we plot the infected fraction and vaccination coverage as a function of the infectivity rate β , respectively. For small values of β , independently of the memory size, the infected fraction is small, and the vaccination coverage remains respectively close to 0 as one would expect from a community of rational individuals. The sensitivity variable $K(S_i(t))$ is relatively small, when the safety variable $S_i(t)$ is large which is the case for low infectivity rate, and hence agents can distinguish well between the average payoffs of the two options. For large values of β vaccination coverage increases as expected. Vaccination coverage also increases as the memory size increases but not linearly. This is due to a number of factors. Firstly for an epidemic with a high infectivity rate β the safety factor $S_i(t)$ is small and hence the memory decay factor is also small and hence mostly recent results play an important role when calculating the average payoff for not vaccinating. Secondly for large values of β and hence small values of $S_i(t)$ the sensitivity variable is large and hence the individuals behave more irrationally.

Next, we examine the effect of introducing the dynamics of social norms in the decision-making process. In Fig. 5B we observe a non-zero vaccination coverage even

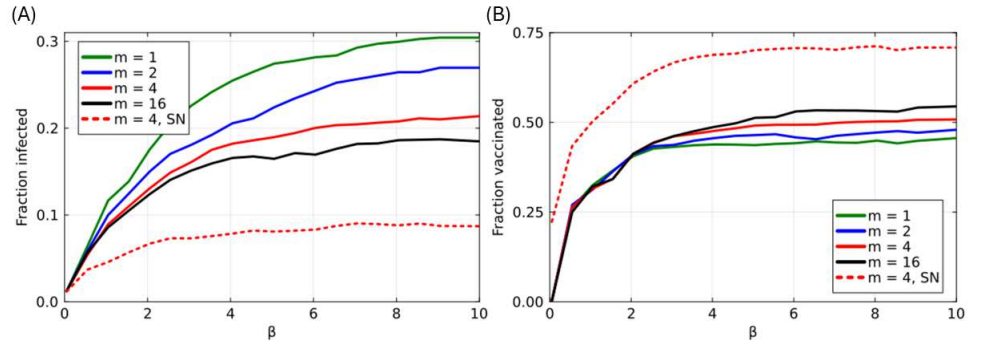


Fig 5. Role of memory and social norms on the infected fraction and the vaccination coverage. (A) Infected fraction as a function of the infectivity rate β . First, we see that as β increases the infected fraction increases as well. For small values of β the infected fraction is almost zero, and no phase transition is observed. For large values of β the outbreak size appears to reach a plateau. Furthermore, we see that the larger the memory the smaller the infected fraction is, as expected. For a fixed memory, $m = 4$, we compare with the case where social norms dynamics are included in the model, and we see that these offer a significant reduction in the infected fraction. (B) Vaccination coverage as a function of the infectivity rate β . Vaccination coverage for large values of β is around 0.5 which is a consequence of the fact that we introduced the role of panicking in the model. When social norms are allowed, even for small values of β a significant part of the population, about 20% vaccinates. This is because the initial condition for the social norms variables is to be distributed uniformly at random between 0 and 1, and the dynamics of the social norms allow for them to survive in the long run, even if the spreading of the disease is very weak. The parameters used in the simulations were: $N = 100$, $\langle k_1 \rangle = 4$, $\langle k_2 \rangle = 5$, $c_V = 0.1$, $\kappa = 1$, $c = 1$. The results presented here are averages over 100 simulations.

for small values of β , attributed to social influence. For large values of β the vaccination coverage achieved for a given value of memory size ($m = 4$) is much higher compared to the case where the decision-making process is driven solely by learning. This subsequently results in a significantly reduced infected fraction. Finally, in Fig. 6 we plot the average vaccination intention x as well as the average value of the social norm variables y , \tilde{y} and \tilde{x} over the whole community and we observe that all of them coincide, as one would expect to happen in the long-time limit.

Zealots

We assume agents to be zealots (or stubborn) with respect to one of the social norm variables in order to see the effect of each one of them on the reduction in the infected fraction observed in the previous section. An agent is a zealot with respect to the l^{th} social norm variable (i.e. either with respect to y , \tilde{y} or \tilde{x}), when the corresponding value of ξ_i^l is set to 0, $\xi_i^l = 0$ for all the agents. In Fig. 7A we see that the lowest outbreak is achieved when all three of the social norms are included in the dynamics.

In Fig. 7A we also observe that the least influential social norm variable is the empirical expectation \tilde{x} . This is to be expected since according to the dynamics we defined, the importance of the empirical expectation is stronger when the disease outbreak is high. However, when the disease outbreak is high, then it's quite probable that at the beginning of the outbreak most agents are trying to adapt to the new environment. Based on the dynamics we defined, when these two conditions are fulfilled, i.e. when the disease outbreak is high and the agents' choices are fluctuating,

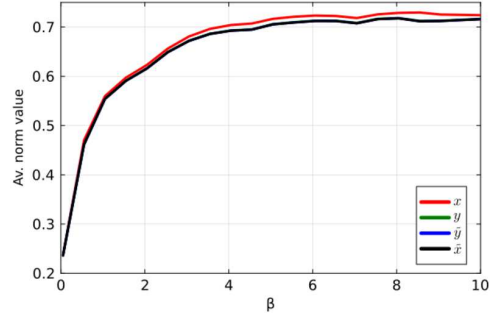


Fig 6. Average values of the social norm variables y , \tilde{y} and \tilde{x} as well as the vaccination intention x over all agents. All three of the social norms, as well as the vaccination intention x coincide in the long run as expected. The parameters used in the simulations were: $N = 100$, $\langle k_1 \rangle = 4$, $\langle k_2 \rangle = 5$, $c_V = 0.1$, $\kappa = 1$, $c = 1$ and $m = 4$. The results presented here are averages over 100 simulations.

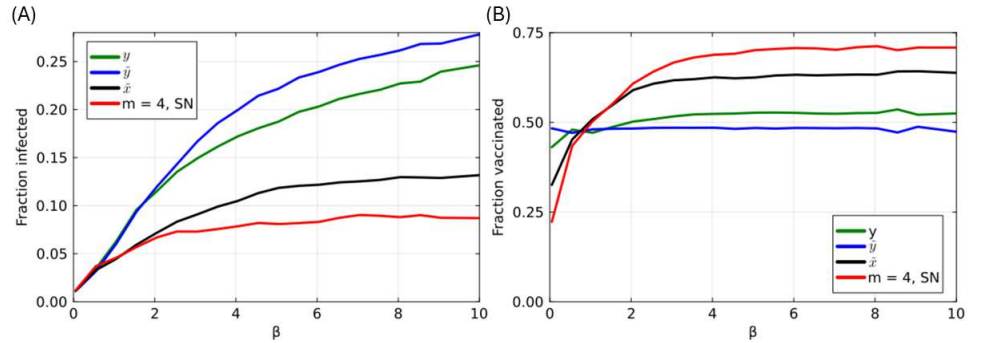


Fig 7. Role of zealotry in social norms. (A) Infected fraction as a function of the infectivity rate β for the cases where the agents are zealots with respect to one of the three social norm variables y , \tilde{y} and \tilde{x} . If agents are zealots with respect to any of the social norm variables, the outbreak size is larger compared to including dynamics for all three of them. Furthermore, the infected fraction increases when the agents are zealots to one of the social norm variables, with zealotry in the normative expectations \tilde{y} , resulting in the highest increases in the infected fraction, while zealotry in the empirical expectations \tilde{x} results in the lowest increase in the infected fraction. (B) Vaccination coverage as a function of the infectivity rate β for the zealotry cases. We see that zealotry in the normative expectations \tilde{y} strongly drives the vaccination coverage to 0.5, which is the average value of the fixed norms, even for very small values of the infectivity rate β . The parameters used in the simulations were: $N = 100$, $\langle k_1 \rangle = 4$, $\langle k_2 \rangle = 5$, $c_V = 0.1$, $c = 1$ and $\kappa = 1$. The results presented here are averages over 100 simulations.

a sign of adapting to a new environment, then agents base their decision mostly on learning from their environment. Hence the role of the empirical expectation \tilde{x} is reduced. In addition, based on the way we defined the social norm dynamics, we see that the empirical expectation \tilde{x} does not influence the dynamics of any of the other two social norm variables. In Fig. 7A, we observe that the scenarios where agents are stubborn either concerning their personal beliefs y or their normative expectations \tilde{y} , result in an infected fraction that is even larger than the case where only learning is considered. Regarding the vaccination coverage in Fig. 7B, in the case of zealotry on personal beliefs y or their normative expectations \tilde{y} , the vaccination coverage takes

the value of the average value of the fixed norms, in this case equal to 0.5 since the fixed norms were uniformly randomly distributed between 0 and 1.

Finally, in Fig. 8 we observe the evolution of the social norms for each of the three cases. In agreement with what is observed in Fig. 7 and with what has been described above, the empirical expectation \tilde{x} stubbornness has a minimal effect on the other two social norm variables as it can be observed when we compare Fig. 8 with Fig. 6. Stubbornness in personal beliefs y has a much bigger effect on the other two variables, while stubbornness in the normative expectations \tilde{y} basically drives the other two social norm variables. This is in agreement with the experimental results in [57] and the subsequent theoretical analysis in [64] where the authors found that the normative variables play a key role in the emergence of a norm.

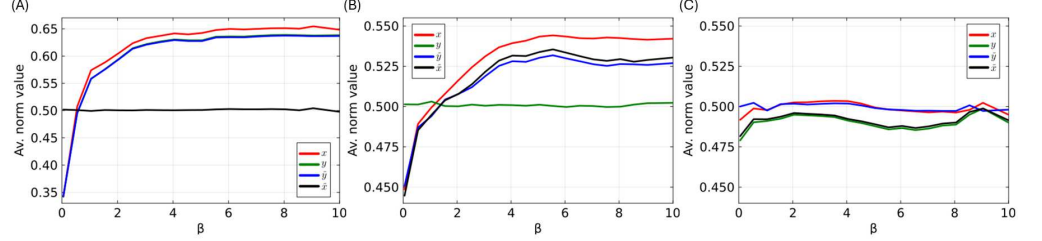


Fig 8. Average of social norm variables y , \tilde{y} and \tilde{x} over all agents, as a function of the infectivity rate β for the cases of zealotry considered on each one of the social norm variables. (A), zealotry on the empirical expectation \tilde{x} , (B) zealotry in the personal norms y , and (C) zealotry in the normative expectations \tilde{y} . We see that the empirical expectations \tilde{x} have the least effect on the other social norms, while the normative expectations \tilde{y} the most, practically driving the other variables. The parameters used in the simulations were: $N = 100$, $\langle k_1 \rangle = 4$, $\langle k_2 \rangle = 5$, $c_V = 0.1$, $\kappa = 1$, $c = 1$ and $m = 4$. The results presented here are averages over 100 simulations.

The role of external factors

We study the role of an external factor affecting the evolution of social norms, assuming that the external effect can be present independently of the epidemiological state of the community. This is introduced in the following way

$$\begin{aligned} y'_i &= y_i + \xi_i^1 \left[\gamma_i^1 G_i^1 + \widetilde{C}_i^{11} x_i + \widetilde{C}_i^{12} X_i - y_i \right] \\ \tilde{y}'_i &= \tilde{y}_i + \xi_i^2 \left[\gamma_i^2 G_i^2 + \widetilde{C}_i^{21} y_i + \widetilde{C}_i^{22} X_i - \tilde{y}_i \right] \\ \tilde{x}'_i &= \tilde{x}_i + \xi_i^3 \left[\gamma_i^3 G_i^3 + \widetilde{C}_i^{31} \tilde{y}_i + \widetilde{C}_i^{32} X_i - \tilde{x}_i \right] \end{aligned} \quad (17)$$

where $0 \leq \gamma_i^l \leq 1$ for $l \in \{1, 2, 3\}$ is the strength of the external factor signal, and G_i^l is the target value for the norms. $\widetilde{C}_i^{lj} = (1 - \gamma_i^l) \widehat{C}_i^{lj}$, where \widehat{C}_i^{l1} and $\widehat{C}_i^{l2} = 1 - \widehat{C}_i^{l1}$ as before. Note that the condition that the coefficients of the variables sum up to 1 is still satisfied such that these can be still interpreted as relative contributions. In our studies, we assume the same strength γ_i^l and target G_i^l for all agents, i.e. $\gamma_i^l = \gamma^l$ and $G_i^l = G^l \forall i \in \{1, \dots, N\}$.

In Fig. 9A we plot the dependence of the outbreak size on β when media is affecting only one of the social norm variables each time. We assume an influence strength $\gamma^l = 0.5$ and $G^l = 0.6$ for each case. Notice that this value of G^l is lower than the equilibrium value of the social norm variables, hence in this case the external factor is trying to convince the agents that the disease is less severe than expected.

We see that when the external factor is applied either on y_i or on \tilde{y}_i , the external factor influences the community and hence the final infected fraction significantly increases compared to the no-external factor case. On the contrary, when the external factor is influencing the community through \tilde{x}_i , the final infected fraction is approximately equal to the no-external factor case. Again this is attributed firstly on the fact that under these conditions, learning is the process that governs the intention, as was explained for the \tilde{x}_i in the zealots' section, and secondly to the fact that \tilde{x}_i does not influence the evolution of the other two social norm variables. Finally, in Fig. 9B, we plot the vaccination coverage corresponding to the aforementioned three cases. We see that for the normative variables y_i and \tilde{y}_i the driving leads the vaccination to the target value of 0.6.

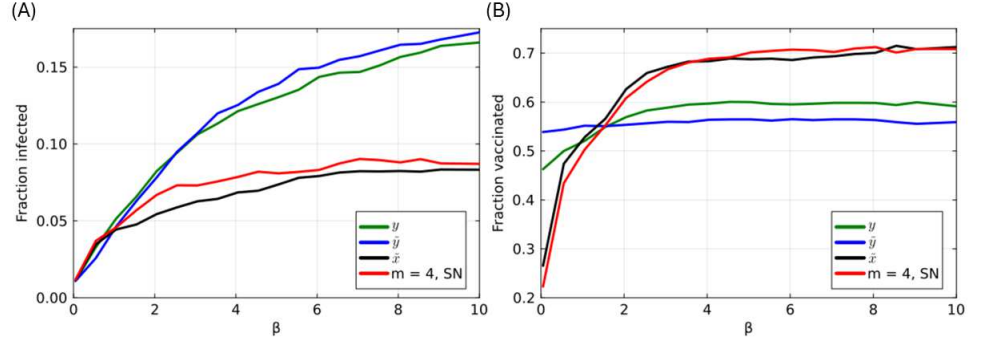


Fig 9. Role of external factors on social norms. (A) Infected fraction as a function of the infectivity rate β for three distinct cases corresponding to the cases where an external factor affects each one of the social norm variables y_i , \tilde{y}_i and \tilde{x}_i . We assume that the role of the external factor is to play down the severity of the disease spreading. In particular, we assume that the external factor is driving the social norm to the value $G_i = 0.6$, slightly lower than the equilibrium value 0.7 for the social norms observed in Fig. 6. We see that the external factor is successful in increasing the infected fraction when is applied to either the personal norms y_i or to the normative expectations \tilde{y}_i . However when applied to the empirical expectation \tilde{x}_i the external factor's effect is negligible. **(B)** Vaccination coverage as a function of the infectivity rate β for the aforementioned cases. The parameters used in the simulations were: $N = 100$, $\langle k_1 \rangle = 4$, $\langle k_2 \rangle = 5$, $c_V = 0.1$, $\kappa = 1$, $c = 1$, $\gamma_i = 0.5$, $G_i = 0.6$ and $m = 4$. The results presented here are averages over 100 simulations.

In Fig. 10A we study the dependence of the infected fraction as a function of the strength of the external source γ for two different constant values of the external's source target value for the social norm G . For a $G = 0.6$, smaller than the value of the social norm without an external influence ($G \approx 0.7$), i.e. when the disease severity is played down, using the personal beliefs y_i or the normative expectations \tilde{y}_i is effective in convincing the population and hence increasing the infected fraction. When the target is \tilde{x}_i the community reacts to the attempt of the external factor to play down the disease severity and the infected fraction is eventually slightly lower than in the no-external factor case. From Fig. 10A, we also see that for a source target value G equal to the one without the external factor (i.e. $G = 0.7$) then the external factor always helps to reduce the disease outbreak, independently of which social norm is targeted, with targeting \tilde{x}_i being the more effective way.

In Fig. 10B, we study the dependence of the infected fraction as a function of the strength of the source target value for the social norm G for two different constant values of the external source strength γ . When the source target value is sufficiently

high, independently of the external source strength γ the disease outbreak is reduced compared to the case without external factors. For intermediate values of G (but larger than the value of the social norms without external effect) as described in the previous paragraph, for the case of the external factor acting through the empirical expectation \tilde{x}_i , the community can show certain resilience to the attempts of the external factor to play down the severity of the disease. However, when the value of G becomes sufficiently small, we observe that when the external factor is acting through \tilde{x}_i , becomes more effective in convincing the population and hence an infected fraction larger than the cases when the external factor is acting through the other two social norms is observed.

Finally, in Fig. 11 we study the dependence of the average value of the social norms as a function of the external factor's strength γ for a fixed target $G = 0.6$, for the three different cases of the external force applied to the three different social norm variables. Once again we observe that the social norm variable with the least effect on the others is the empirical expectation \tilde{x}_i .

Discussion

Human decision-making within social contexts and under collective risk, is influenced by various factors including personal values, beliefs, and social pressures, as well as the evolution of the risk itself. Individuals exhibit diverse psychological traits as well as varying sets of values and beliefs, which are subject to dynamic shifts coevolving with their actions, taken as a response to the perceived risk [45, 57]. We devise a behavioral epidemic model incorporating dynamic social norms, coevolving with disease spread. Unlike prior approaches, we adopt a comprehensive stance, recognizing the interplay of actions with their internalization and valuation by individuals, encompassing cognitive dissonance, conformity with peers, social identity, and obedience to authority.

Initially, we developed a novel behavioral epidemic model, the first to incorporate learning via the EWA mechanism. Additionally, we introduce two effects: i) individuals' performance relative to expectations based on global disease spread, impacts the evaluation of the vaccination option, and ii) fear reducing rational capabilities. We analyze memory size's role, finding increased memory enhances vaccination coverage, reducing infected fractions, albeit with a saturation effect due to the two new learning mechanisms.

In a second stage, we introduce the dynamics of social norms, namely of the personal norms y , the normative expectations \tilde{y} and the empirical expectations \tilde{x} . We posit that during an epidemic outbreak, agents prioritize rational actions over personal norms and normative expectations. Additionally, they reduce consultation with fluctuating neighbors and exhibit inertia in decision change, particularly when feeling safer. Integrating social norm dynamics into decision-making significantly decreases expected disease outbreaks compared to fully rational agents disregarding their social environment.

After configuring our behavioral model to include social norms dynamics, we explored two phenomena illuminating each norm's role in the disease outbreak dynamics. Firstly, we considered agents to be zealots with respect to one of the social norms, which revealed that all three of the social norms are important in obtaining the maximum reduction of the infected fraction compared to the purely rational case. Within our model, the dynamics of the normative expectations \tilde{y} seem to be affecting the most the evolution of the infected fraction, while the dynamics of the empirical expectations \tilde{x} affect the least, as was also observed in [64]. Secondly, we examined the role of external factors influencing each one of the three social norms separately. For the influence taking place through personal norms y or normative expectations \tilde{y} ,

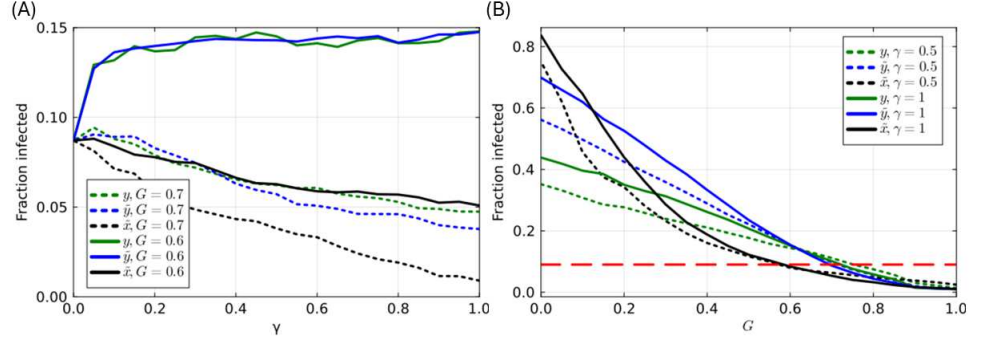


Fig 10. Role of external factor's strength γ and external factor's target G . **(A)** Outbreak size as a function of the external factor's coupling strength γ for the scenarios of coupling to one of the three social norm variables y_i , \tilde{y}_i and \tilde{x}_i each time. We consider two distinct external force's driving targets, $G = 0.6$ and $G = 0.7$, which correspond to the cases of driving to a severity value of the disease lower than the one without driving, and one that is equivalent to that respectively. When the external factor is trying to influence either the personal norm y or the normative expectation \tilde{y}_i of the agents towards the value $G = 0.6$ then indeed the infected fraction increases. For all other cases the population reacts to the role of the external factor, and for sufficiently high values of the coupling strength the infected fraction achieved is even smaller than the one that would have been without the influence of the external factor. **(B)** Infected fraction as a function of the external factor's target value G for each one of the aforementioned three cases, with the coupling strength γ being either 0.5 or 1. The dashed red line represents the value of the infected fraction, with no influence by an external factor. For large values of G , the infected fraction is close to 0, as expected. For low values of the target value G , the outbreak is much larger with the larger outbreak size observed when the external factor is influencing the empirical expectation \tilde{x}_i . When the external factor is on the personal norm y_i or the normative expectation \tilde{y}_i , almost as soon as G is lower than the value of the vaccination coverage without external factors $G \approx 0.7$, then the outbreak size increases. When the external factor is applied on the empirical expectation \tilde{x}_i , for a range of values $G \approx 0.6 - 0.7$, the community is able to resist the influence of the external factor and the infected fraction is even lower as compared to the case without an external factor. The parameters used in the simulations were: $N = 100$, $\langle k_1 \rangle = 4$, $\langle k_2 \rangle = 5$, $c_V = 0.1$, $\kappa = 1$, $c = 1$, $\beta = 6$ and $m = 4$. The results presented here are the averages over 100 simulations.

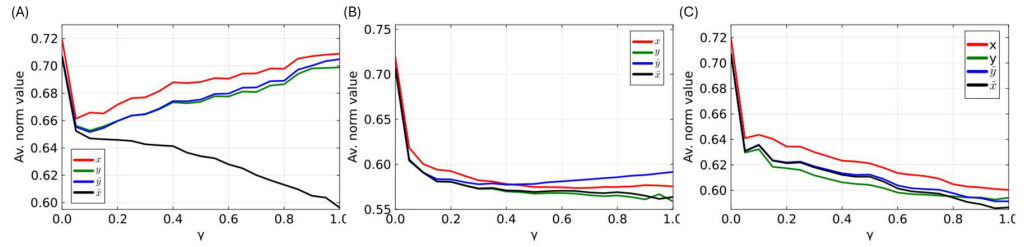


Fig 11. Social norm variables dependence on the external factor’s coupling strength γ for the scenarios of coupling to one of the three social norm variables y , \tilde{y} and \tilde{x} each time. We assume a $G = 0.6$ for each case. The average of the social norm variables over all agents is represented. **(A)** Here the external driving is on the empirical expectation \tilde{x} . As we see its value goes to the target’s value when the coupling strength is sufficiently high. However, the rest of the social norms do not follow it. **(B)** Here the external driving is on the normative expectation \tilde{y} . The other social norms follow its value. **(C)** Here the external driving is on the personal norms y . The other social norms follow its value. The parameters used in the simulations were: $N = 100$, $\langle k_1 \rangle = 4$, $\langle k_2 \rangle = 5$, $c_V = 0.1$, $\kappa = 1$, $c = 1$, $\beta = 6$ and $m = 4$. The results presented here are averages over 100 simulations.

we find that the authorities’ target is mostly guiding the rest of the social norms and subsequently the vaccination coverage. For the case of empirical expectations \tilde{x} , the system is relatively robust to the influence of intermediate values of the authorities’ target, even reacting to efforts to reduce the intention for a vaccine uptake.

In summary, we’ve crafted a versatile framework for constructing behavioral epidemic models integrating social norms dynamics. Our focus isn’t on predictive modeling, but on explanatory insights into social norms’ impact on outbreak dynamics, aiding authorities in crafting effective communication strategies during collective risks. We’ve delved into each social norm’s role in outbreaks and the influence of external authorities. Future extensions could involve incorporating dynamically adaptive networks as in [65], explicitly incorporating information propagation through a third network layer [66], fear propagation as in [67], exploring the role of homophily, e.g. in intentions or in vaccination status, as in [68], and considering the influence of peer punishment and rewards on social norm evolution [69].

Acknowledgments

C.C. is grateful to Sandro Meloni for fruitful discussions and for the revision of the manuscript. C.C. acknowledges funding from the APASOS project ”Project PID2021-122256NB-C22 funded by MICIU/AEI/10.13039/501100011033 / FEDER, UE” (A way to make Europe). This work was partially supported by the María de Maeztu project CEX2021-001164-M funded by the MICIU/AEI/10.13039/501100011033. C.C. was supported by the Conselleria de Fons Europeus, Universitat i Cultura and the Direcció General de Recerca, Innovació i Transformació Digital from the government of the Balearic Islands through the postdoctoral program PD/045/2021 Margalida Comas.

References

1. WHO. Ten threats to global health in 2019;

2. Vriens E, Tummolini L, Andrighetto G. Vaccine-hesitant people misperceive the social norm of vaccination. *PNAS Nexus*. 2023;2(5):pgad132. doi:10.1093/pnasnexus/pgad132.
3. Cialdini R, Cialdini R B. A focus theory of normative conduct: Recycling the concept of norms to reduce littering in public places. *Journal of Personality and Social Psychology*. 1990;58(6):1015. doi:10.1037/0022-3514.58.6.1015.
4. Troyer L, Younts CW. Whose expectations matter? The relative power of first- and second-order expectations in determining social influence. *American Journal of Sociology*. 1997;103(3):692–732. doi:10.1086/231253.
5. Bicchieri C. *The Grammar of Society: The Nature and Dynamics of Social Norms*. Cambridge University Press; 2005. Available from: <https://www.cambridge.org/core/books/grammar-of-society/2B063E9C9621C2340D>
6. Ostrom E. Collective Action and the Evolution of Social Norms. *Journal of Economic Perspectives*. 2000;14(3):137–158. doi:10.1257/jep.14.3.137.
7. Brewer NT, Chapman GB, Rothman AJ, Leask J, Kempe A. Increasing Vaccination: Putting Psychological Science Into Action. *Psychol Sci Public Interest*. 2017;18(3):149–207. doi:10.1177/1529100618760521.
8. Sheeran P, Maki A, Montanaro E, Avishai-Yitshak A, Bryan A, Klein WM, et al. The impact of changing attitudes, norms, and self-efficacy on health-related intentions and behavior: A meta-analysis. *Health Psychol*. 2016;35(11):1178–1188. doi:10.1037/hea0000387.
9. Quinn SC, Hilyard KM, Jamison AM, An J, Hancock GR, Musa D, et al. The influence of social norms on flu vaccination among African American and White adults. *Health Educ Res*. 2017;32(6):473–486. doi:10.1093/her/cyx070.
10. Gorman JR, Brewer NT, Wang JB, Chambers CD. Theory-based predictors of influenza vaccination among pregnant women. *Vaccine*. 2012;31(1):213–218. doi:10.1016/j.vaccine.2012.10.064.
11. Nyhan B, Reifler J, Richey S. The role of social networks in influenza vaccine attitudes and intentions among college students in the Southeastern United States. *J Adolesc Health*. 2012;51(3):302–304. doi:10.1016/j.jadohealth.2012.02.014.
12. Galizzi MM, W Lau K, Miraldo M, Hauck K. Bandwagoning, free-riding and heterogeneity in influenza vaccine decisions: An online experiment. *Health Econ*. 2022;31(4):614–646. doi:10.1002/hec.4467.
13. de Visser R, Waites L, Parikh C, Lawrie A. The importance of social norms for uptake of catch-up human papillomavirus vaccination in young women. *Sex Health*. 2011;8(3):330–337. doi:10.1071/SH10155.
14. Agranov M, Elliott M, Ortoleva P. The importance of Social Norms against Strategic Effects: The case of Covid-19 vaccine uptake. *Econ Lett*. 2021;206:109979. doi:10.1016/j.econlet.2021.109979.
15. Graupensperger S, Abdallah DA, Lee CM. Social norms and vaccine uptake: College students' COVID vaccination intentions, attitudes, and estimated peer norms and comparisons with influenza vaccine. *Vaccine*. 2021;39(15):2060–2067. doi:10.1016/j.vaccine.2021.03.018.

16. Moehring A, Collis A, Garimella K, Rahimian MA, Aral S, Eckles D. Providing normative information increases intentions to accept a COVID-19 vaccine. *Nature Communications*. 2023;14(1):126. doi:10.1038/s41467-022-35052-4.
17. Sinclair S, m J. Do Social Norms Influence Young People’s Willingness to Take the COVID-19 Vaccine? *Health Commun*. 2023;38(1):152–159. doi:10.1080/10410236.2021.1937832.
18. Bauch CT, Bhattacharyya S. Evolutionary Game Theory and Social Learning Can Determine How Vaccine Scares Unfold. *PLOS Computational Biology*. 2012;8(4):1–12. doi:10.1371/journal.pcbi.1002452.
19. d’Onofrio A, Manfredi P, Poletti P. The Interplay of Public Intervention and Private Choices in Determining the Outcome of Vaccination Programmes. *PLOS ONE*. 2012;7(10):1–10. doi:10.1371/journal.pone.0045653.
20. Oraby T, Thampi V, Bauch CT. The influence of social norms on the dynamics of vaccinating behaviour for paediatric infectious diseases. *Proc Biol Sci*. 2014;281(1780):20133172. doi:10.1098/rspb.2016.1859.
21. Battigalli P, Dufwenberg M. Belief-Dependent Motivations and Psychological Game Theory. *Journal of Economic Literature*. 2022;60(3):833–82. doi:10.1257/jel.20201378.
22. López-Pérez R. Aversion to norm-breaking: A model. *Games and Economic Behavior*. 2008;64(1):237–267. doi:https://doi.org/10.1016/j.geb.2007.10.009.
23. Deng XH, Liu Y, Chen ZG. Memory-based evolutionary game on small-world network with tunable heterogeneity. *Physica A: Statistical Mechanics and its Applications*. 2010;389(22):5173–5181. doi:10.1016/j.physa.2010.08.0.
24. Realpe-Gómez J, Vilone D, Andrighetto G, Nardin LG, Montoya JA. Learning Dynamics and Norm Psychology Supports Human Cooperation in a Large-Scale Prisoner’s Dilemma on Networks. *Games*. 2018;9(4). doi:10.3390/g9040090.
25. Gavrillets S. Coevolution of actions, personal norms and beliefs about others in social dilemmas. *Evolutionary Human Sciences*. 2021;3:e44. doi:10.1017/ehs.2021.40.
26. Zhang H, Vorobeychik Y. Empirically grounded agent-based models of innovation diffusion: a critical review. *Artificial Intelligence Review*. 2019;52(1):707–741. doi:10.1007/s10462-017-9577-z.
27. Li X, Molleman L, van Dolder D. Do Descriptive Social Norms Drive Peer Punishment? Conditional Punishment Strategies and Their Impact on Cooperation. *Evolution and Human Behavior*. 2021;42(5):469–479. doi:10.2139/ssrn.3571220.
28. Bravo G, Squazzoni F, Boero R. Trust and partner selection in social networks: An experimentally grounded model. *Social Networks*. 2012;34(4):481–492. doi:https://doi.org/10.1016/j.socnet.2012.03.001.
29. Taghikhah F, Filatova T, Voinov A. Where Does Theory Have It Right? A Comparison of Theory-Driven and Empirical Agent Based Models. *Journal of Artificial Societies and Social Simulation*. 2021;24(2):4. doi:10.18564/jasss.4573.

30. Realpe Gomez J, Andrighetto G, Nardin LG, Montoya JA. Balancing selfishness and norm conformity can explain human behavior in large-scale prisoner's dilemma games and can poise human groups near criticality. *Phys Rev E*. 2018;97(4-1):042321. doi:10.1103/PhysRevE.97.042321.
31. Campbell DT. 'Downward Causation' in Hierarchically Organised Biological Systems. In: Ayala FJ, Dobzhansky T, editors. *Studies in the philosophy of biology: reduction and related problems*. University of California Press; 1974. p. 179. Available from: https://link.springer.com/chapter/10.1007/978-1-349-01892-5_11.
32. Castelfranchi C. Simulating with Cognitive Agents: The Importance of Cognitive Emergence. In: *mAbs*; 1998. Available from: <https://api.semanticscholar.org/CorpusID:42202745>.
33. Chapman LMVJIYTDYH G B, Galvani AP. Using game theory to examine incentives in influenza vaccination behavior. *Psychological Science*. 2012;23(9):1008–1015. doi:10.1177/0956797612437606.
34. Funk S, Salathé M, Jansen VAA. Modelling the influence of human behaviour on the spread of infectious diseases: a review. *Journal of The Royal Society Interface*. 2010;7(50):1247–1256. doi:10.1098/rsif.2010.0142.
35. Wang Z, Andrews MA, Wu ZX, Wang L, Bauch CT. Coupled disease-behavior dynamics on complex networks: A review. *Phys Life Rev*. 2015;15:1–29. doi:10.1016/j.plrev.2015.07.006.
36. Miyoshi S, Jusup M, Holme P. Flexible imitation suppresses epidemics through better vaccination. *Journal of Computational Social Science*. 2021;4(2):709–720. doi:10.1007/s42001-021-00105-z.
37. Kiss IZ, Miller JC, Simon PL, et al. *Mathematics of epidemics on networks*. Cham: Springer. 2017;598. doi:10.1007/978-3-319-50806-1.
38. Heiman SL, Claessens S, Ayers JD, Guevara Beltrán D, Van Horn A, Hirt ER, et al. Descriptive norms caused increases in mask wearing during the COVID-19 pandemic. *Scientific Reports*. 2023;13(1):11856. doi:10.1038/s41598-023-38593-w.
39. Gelfand MJ, Harrington JR. The Motivational Force of Descriptive Norms: For Whom and When Are Descriptive Norms Most Predictive of Behavior? *Journal of Cross-Cultural Psychology*. 2015;46(10):1273–1278. doi:10.1177/0022022115600796.
40. Ho TH, Camerer CF, Chong JK. Self-tuning experience weighted attraction learning in games. *Journal of Economic Theory*. 2007;133(1):177–198. doi:<https://doi.org/10.1016/j.jet.2005.12.008>.
41. Chen W, Liu SY, Chen CH, Lee YS. Bounded Memory, Inertia, Sampling and Weighting Model for Market Entry Games. *Games*. 2011;2(1):187–199. doi:10.3390/g2010187.
42. Davis R, Campbell R, Hildon Z, Hobbs L, Michie S. Theories of behaviour and behaviour change across the social and behavioural sciences: a scoping review. *Health Psychol Rev*. 2015;9(3):323–344. doi:10.1080/17437199.2014.941722.

43. Martins ACR. Continuous opinions and Discrete actions in opinion dynamics problems. *International Journal of Modern Physics C*. 2008;19(04):617–624. doi:10.1142/S0129183108012339.
44. Jager W, Janssen MA, De Vries HJM, De Greef J, Vlek CAJ. Behaviour in commons dilemmas: Homo economicus and Homo psychologicus in an ecological-economic model. *Ecological Economics*. 2000;35(3):357–379. doi:10.1016/S0921-8009(00)00220-2.
45. Tverskoi D, Babu S, Gavrilets S. The spread of technological innovations: effects of psychology, culture and policy interventions. *Royal Society Open Science*. 2022;9(6):211833. doi:10.1098/rsos.211833.
46. Camerer C, Hua Ho T. Experience-weighted attraction learning in normal form games. *Econometrica*. 1999;67(4):827–874. doi:10.1111/1468-0262.00054.
47. Galla T, Farmer JD. Complex dynamics in learning complicated games. *Proceedings of the National Academy of Sciences*. 2013;110(4):1232–1236. doi:10.1073/pnas.1109672110.
48. Sutton RS, Barto AG. Reinforcement learning: An introduction. MIT press; 2018. Available from: <https://mitpress.mit.edu/9780262039246/reinforcement-learning/>.
49. Feltovich N. In: *Belief-Based Learning Models*; 2012. p. 444–447. Available from: https://link.springer.com/referenceworkentry/10.1007/978-1-4419-1428-6_11.
50. Sánchez A. Physics of human cooperation: experimental evidence and theoretical models. *Journal of Statistical Mechanics: Theory and Experiment*. 2018;2018(2):024001. doi:10.1088/1742-5468/aaa388.
51. Han D, Sun M. Can memory and conformism resolve the vaccination dilemma? *Physica A: Statistical Mechanics and its Applications*. 2014;415(C):95–104. doi:10.1016/j.physa.2014.07.0.
52. Liu G, Qiu H, Shi B, Wang Z. Imitation and memory-based self-organizing behaviors under voluntary vaccination. In: *2017 International Conference on Security, Pattern Analysis, and Cybernetics (SPAC)*; 2017. p. 491–496.
53. Vardavas R, Breban R, Blower S. Can Influenza Epidemics Be Prevented by Voluntary Vaccination? *PLOS Computational Biology*. 2007;3(5):1–7. doi:10.1371/journal.pcbi.0030085.
54. Wang J, He J, Yu F, Guo Y, Li M, Chen W. Realistic decision-making process with memory and adaptability in evolutionary vaccination game. *Chaos, Solitons, Fractals*. 2020;132:109582. doi:https://doi.org/10.1016/j.chaos.2019.109582.
55. Li D, Sun X, He Y, Han D. On prisoner’s dilemma game with psychological bias and memory learning. *Applied Mathematics and Computation*. 2022;433:127390. doi:https://doi.org/10.1016/j.amc.2022.127390.
56. Hedden T, Zhang J. What do you think I think you think?: Strategic reasoning in matrix games. *Cognition*. 2002;85(1):1–36. doi:https://doi.org/10.1016/S0010-0277(02)00054-9.

57. Szekely A, Lipari F, Antonioni A, Paolucci M, Sánchez A, Tummolini L, et al. Evidence from a long-term experiment that collective risks change social norms and promote cooperation. *Nature Communications*. 2021;12(1):5452. doi:10.1038/s41467-021-25734-w.
58. Simon H. *Models of Man: Social and Rational*. New York: John Wiley. 1957;.
59. Krueger JI. From social projection to social behaviour. *European review of social psychology*. 2008;18(1):1–35. doi:10.1080/10463280701284645.
60. Friedkin NE, Proskurnikov AV, Tempo R, Parsegov SE. Network science on belief system dynamics under logic constraints. *Science*. 2016;354(6310):321–326. doi:10.1126/science.aag2624.
61. Kashima Y, Laham SM, Dix J, Levis B, Wong D, Wheeler M. Social transmission of cultural practices and implicit attitudes. *Organizational Behavior and Human Decision Processes*. 2015;129(C):113–125. doi:10.1016/j.obhdp.2014.05.0.
62. Rabin M. Cognitive dissonance and social change. *Journal of Economic Behavior and Organization*. 1994;23(2):177–194. doi:10.1016/0167-2681(94)90066-3.
63. Vriens E, Andrighetto G, Tummolini L. Risk, sanctions and norm change: the formation and decay of social distancing norms. *Philosophical Transactions of the Royal Society B: Biological Sciences*. 2024;379(1897):20230035. doi:10.1098/rstb.2023.0035.
64. Roozmand O, Deffuant G, Andrighetto G, Paolucci M. Simulating collective risk management from experimental data. In: *Social Simulation Conference 2022*; 2022. Available from: <https://hal.science/hal-04211468>.
65. Dong C, Yin Q, Liu W, Yan Z, Shi T. Can rewiring strategy control the epidemic spreading? *Physica A: Statistical Mechanics and its Applications*. 2015;438:169–177. doi:https://doi.org/10.1016/j.physa.2015.06.037.
66. Yin Q, Wang Z, Xia C, Bauch CT. Impact of co-evolution of negative vaccine-related information, vaccination behavior and epidemic spreading in multilayer networks. *Communications in Nonlinear Science and Numerical Simulation*. 2022;109:106312. doi:https://doi.org/10.1016/j.cnsns.2022.106312.
67. Epstein JM. *Agent_Zero: toward neurocognitive foundations for generative social science*. Princeton University Press; 2014.
68. Holme P, Newman MEJ. Nonequilibrium phase transition in the coevolution of networks and opinions. *Phys Rev E*. 2006;74:056108. doi:10.1103/PhysRevE.74.056108.
69. Gavrillets S, Richerson PJ. Collective action and the evolution of social norm internalization. *Proceedings of the National Academy of Sciences*. 2017;114(23):6068–6073. doi:10.1073/pnas.1703857114.