

# Characterizing Discourse Group Roles in Inquiry-based University Science Labs

Tong Wan\*

Department of Physics, University of Central Florida, 4111 Libra Drive, Orlando, FL 32816,  
USA

Juliette Pimbert

Department of Mechanical and Aerospace Engineering, University of Central Florida, 12760  
Pegasus Drive, Orlando, FL 32816, USA

Ying Cao

School of Education and Child Development, Drury University, 900 N. Benton Ave.  
Springfield, MO 65802, USA

Pierre-Philippe A. Ouimet

Department of Physics, University of Regina, 3737 Wascana Parkway, Regina,  
Saskatchewan, S4S 0A2, Canada

## Abstract

Group work is commonly adopted in university science laboratories. Prior research has characterized students' group roles in introductory physics labs with a focus on *what* students are handling (e.g., equipment, computer) and documented gender inequities in student division of labor. However, student discourse, another essential aspect for characterizing group roles, is rarely investigated in university science labs. We aim to bridge the gap in the literature by characterizing student discourse group roles in inquiry-based science labs. The instructional context for the study was a summer program hosted at a private research university in the eastern United States. The program was designed as a bridge program for matriculating students who were first generation and/or deaf or hard-of-hearing (DHH). Accommodations such as interpreters and technology were provided for DHH students. We analyzed 15 students' discourse moves in five lab activities from the video recordings, resulting in a total of 40 student-lab units. We developed codes to describe student discourse moves: *asking a question*, *proposing an idea*, *participating in discussion*, *chatting off-task*, and *talking with instructor*. Through a cluster analysis using those 40 student-lab units on our quantified discourse moves, we identified four discourse styles, *High on-task high social*, *High on-task low social*, *Low on-task low social*, and *Low on-task high social*. The results show that individual students tend to demonstrate varying discourse styles in different lab activities; students' discourse styles within the same

---

\*Corresponding author: tong.wan@ucf.edu

groups tend to be aligned with their group members. Moreover, no difference was observed in discourse styles between genders, but DHH students were observed to participate significantly less in group discourse compared to their non-DHH peers. We suggest that group-level interventions that specifically target discourse are needed to promote equitable small-group discourse in university science labs.

## **I. Introduction**

### **A. Group work in university science labs**

Group work is a typical format in university science laboratories, where students work in small groups to conduct experiments, perform analysis, and write up lab reports. Students collaborate and build on each other's ideas to construct scientific knowledge, develop reasoning and experimentation skills, and practice communicating scientific ideas.

Because of its potential benefits, group work is commonly integrated in many student-centered instructional approaches that are implemented beyond the lab setting. These approaches include but are not limited to guided inquiry, peer instruction [1], and project-based learning [2]. Studies have shown that in a collaborative studio setting, a close attention to group dynamics can help instructors provide intermittent support to get students unstuck and develop and test ideas with their peers [3–6]. Instructional strategies based on the instructor's attention to students' group interactions include making student thinking visible, noticing and re-voicing student ideas, supporting group interactions to include all students, and facilitating sharing resources [7–9].

Despite the overall improvement in student learning that group work may have contributed to, affective risks [10,11] and inequities [12–15] in group work have been documented in the literature. For example, Cooper et al. [11] found that students' anxiety increases when they don't feel comfortable, or they don't have a positive relationship with their work partners. Quinn et al. [13] reported inequitable gender division of labor in inquiry-based labs. Theobald et al. [14] found that students who perceived that they worked with a dominator had decreased performance.

### **B. Student discourse in collaborative science learning**

Although it is now a consensus that understanding group dynamics can increase learning and improve learning experience, categorizing specific aspects of group dynamics is still developing. Prior research on students' group roles using observation data in university science labs [13,15] tends to focus on student non-verbal behaviors (e.g., handling equipment, using computer, writing on paper). Studies that explore student small-group discourse in university science lab settings are scarce.

Analyzing student discourse allows researchers to gain insights into how students interact with their group members and contribute to the group's cognitive [9,16,17] and metacognitive [18–20] development. This is because cognition and metacognition processes are made visible through discourse. Cao and Korestky [9], for example, examined students' discourse on shared resources in studios during interactive virtual labs on thermodynamics. They categorized conditions when sharing resources is likely to happen and found that interaction is necessary, and facilitating conditions include describing a discrepancy; requesting feedback; asking a general question; responding to a question by elaborating, rephrasing, or paraphrasing others' ideas; making ideas public; and providing an alternative idea.

In addition to socially distributed cognitive discourse, researchers are also engaged in examining social metacognitive discourse in small groups. As stated by Chiu [19], social metacognition "distributes metacognitive demands among group members, it increases the visibility of one another's metacognition, improves individual cognition, promotes reciprocal scaffolding, and enhances motivation". Specifically in the field of physics education research, Sayre and Irving [18] identified a new element in the physicist speech genre which they coined as brief, embedded, spontaneous metacognitive talk, or BESM talk. In Sayre and Irving's study, students use BESM talk to communicate their expectations in four ways: understanding, confusion, spotting inconsistencies, and generalized expectations.

We situate our study in the literature of studying students' collaborative learning in small groups and contribute to the body of research by categorizing students' group roles through analyzing students' discourse.

### **C. Current study**

The overarching goal of this study is to characterize the group roles students take on during discourse interaction in inquiry-based university science labs. Through video coding of coarse grain-sized student *discourse moves* (i.e., in-the-moment verbal actions) and clustering on those discourse moves, we aim to gain insights into how students engage in small-group discourse in labs. Specifically, we investigate the following research questions (RQs):

RQ1: How do the IMPRESS students engage in small-group discourse in inquiry-based university science labs?

- a. What are the students' small-group discourse styles in inquiry-based university science labs?
- b. Do the individual students tend to use the same or varied styles in different lab activities?

- c. Do the group members' discourse styles tend to be aligned or diverse?

RQ2: Are historically under-represented students in the IMPRESS program engaged in equitable small-group discourse in inquiry-based university science labs?

- a. Are the female students engaged in equitable small-group discourse in inquiry-based university science labs?
- b. Are the Deaf or Hard-of-Hearing (DHH) students engaged in equitable small-group discourse in inquiry-based university science labs?

## **II. Methods**

### **A. Instructional context**

#### **1. The IMPRESS program**

The context for the current study was the Integrating Metacognitive Practices and Research to Ensure Student Success (IMPRESS) [21] summer program hosted at a private research university in the eastern United States. It was a 10-day bridge program for matriculating students who were first generation and/or DHH. This program was offered yearly at the university from 2014 to 2017.

The main objectives of the IMPRESS program were to engage students in authentic science practice, to facilitate the development of a supportive community, and to help the students reflect on the science and themselves in order to strengthen their learning habits and lead them to a stronger future in STEM fields. The program admitted up to 20 students each year. Students worked in small groups of three or four.

In current study, we focus our analysis on laboratory experiments conducted in small groups during the time span of IMPRESS. Specifically, we analyzed five lab activities from the year 2015. We chose to focus on the year 2015 because the video data from the years 2015 and 2016 were best documented and cataloged. We also plan to analyze data from 2016 in the future.

#### **2. Lab activities**

In what follows we describe the lab activities the students participated as part of the program. We considered an activity a *lab* if it required experimental design or model construction, data collection, and data analysis. If an activity only required an observation of a phenomenon, it was not included in the analysis. Additionally, all the activities included occurred in an indoor lab setting; the outdoor activities were not included.

The first four labs took place in the IMPRESS classroom and the fifth lab occurred in a chemistry laboratory. The first four labs were a sequence of activities, during which students iteratively built a physical model for greenhouse effect. In Lab 1, students

constructed their initial model using any of the materials available. In Labs 2 and 3, students tested the effects of different materials (i.e., black mat, white foam mat, and mirror) and revised their model. In Lab 4, students tested the effect of CO<sub>2</sub> and then finalized their model accounting for the effects of all the materials and gas tested. During all four labs, students used a heat lamp to heat up and cool down their model with and without a material (or gas) and recorded the temperature; they were instructed to spend 20 minutes for heat up and 20 minutes for cool down in each iteration of the experiments. Students were allowed to decide how often they measured the temperature during the heat up and cool down. In Lab 5, students built an apparatus that would collect and measure the amount of CO<sub>2</sub> from burning material. It would add to students' understanding of where CO<sub>2</sub>, a greenhouse gas, came from. A detailed description of the lab activities can be found in Appendix A.

The duration, estimated time allocated for data collection, and main objectives for each lab are shown in Table 1. When students were not collecting data, they were either constructing their physical model or analyzing/interpreting the data collected. We note that students spent varying amounts of time collecting data (and also varying amounts of time building model and analyzing/interpreting data) in different labs, which could be a contributing factor for the types and/or amount of students' discourse moves.

Table 1. Duration, time allotted for data collection, and main objectives of each lab.

	Approximate Duration	Estimated time allocated for data collection	Main objectives
Lab 1	90 min	40 min	Initial model building
Lab 2	120 min	120 min	Testing the effect of a heat-absorbing material and revising model
Lab 3	150 min	120 min	Testing the effect of a heat-reflecting material and revising model
Lab 4	120 min	80 min	Testing the effect of CO <sub>2</sub> and finalizing model
Lab 5	60 min	Not specified	Building an apparatus to collect and measure the amount of CO <sub>2</sub>

## B. Video data and participants

In the year 2015, 20 students participated in the program. Among all the participants, 10 were self-identified female and nine were self-identified DHH, who were provided

accommodations such as interpreters and computers. Students were divided into five groups, each with four members. The program activities were facilitated by a teacher and two teaching assistants (TAs), who were participants from the previous year. The teacher and TAs used questioning techniques to facilitate metacognitive discussion.

Most of the program activities, including the first four labs, took place in the IMPRESS classroom and the last lab was conducted in a chemistry laboratory. Students were self-grouped during the lab activities. They worked with the same groups on both day 2 and day 3. On day 4, at the beginning of Lab 3, students were told to work with someone they had not worked with before. They were again self-grouped. The groups then remained the same for the rest of the days.

A consent form was given to the students. All the students being recorded consented to participation in the research. All the recorded groups had all the members being part of the research.

For each lab, 3-4 groups were recorded by the cameras attached to the tables with a fixed angle, resulting in 17 recorded group-lab units. Four of the group-lab units were either missing a significant fraction (about two-fifths) of the lab period or missing a group member (a member was absent or was not captured by the camera) in the recordings. We coded the groups only if all the members could be analyzed because we aim to characterize students' discourse group roles. If a member was missing from the analysis, the results would not be comparable to those of groups with all four members included.

Out of the 13 group-lab units with complete information, we coded students' discourse moves in 10 group-lab units and conducted a cluster analysis as our primary analysis. For the other three group-lab units, we performed different coding and analysis to supplement the cluster analysis. This was mostly because these units have students communicate in American Signed Language (ASL) without an interpreter present and none of the authors know ASL. Moreover, one of the three units has a DHH student's body blocked in view by a computer, which makes his signing invisible. Thus, these units were not included in the cluster analysis (See Appendix B for a detailed explanation). Instead, we coded them using combined discourse codes, which allowed us to code without having to interpret ASL but still gain some insights into students' discourse interactions. We report the results of this supplemental analysis in Section III, F.

Demographics of the research participants are shown in Table 2. A total of 19 students were included in the analyses, with 8 being DHH and 11 being non-DHH, 10 being female and 9 being male.

The 10 units coded with the complete set of codes include 15 unique students. The three units coded with combined codes include four students from the set of 15 (Ashley, Jessica, Arya, and Daniel) and an additional four students.

Eight out of the 15 students were female and five were DHH. Among the five DHH students, two used Speech to communicate, one used Computer-Speaking, one used Computer-Signing and speech, and another used Computer-Signing to communicate. In the 10 units coded with the complete set of codes, all the DHH students used speech or ASL and rarely typed on a computer to communicate; an interpreter was present at the table to help interpret when a DHH student used ASL.

In the three units coded with combined codes, the DHH students mostly used ASL. One group in which all four members were DHH occasionally communicated via typing on a computer.

Table 2. Demographics of the research participants and the communication methods for DHH students.

		Pseudonym	Gender	Ethnicity	DHH Communication Method	
Students included in the 10 units coded with the complete set of codes	DHH	Ashley	F	White	C - Signing	
		BJ	M	Asian	C - Speaking	
		Jessica	F	White	C – Signing, Speech	
		Jill	F	White	Speech	
		Pat	F	White	Speech	
	Non-DHH	Arya	F	African American	N/A	
		Brett	M	White		
		Brittany	F	American Indian, Hispanic/Latino, White		
		Brock	M	White		
		Daniel	M	Hispanic/Latino		
		Grace	F	Asian		
		Herb	M	White		
		Jakob	M	White		
Justin	M	White				
Sara	F	White				
Additional students included in the 3 units coded with combined codes	DHH	Adam	M	White		C – Signing, simultaneous speech
		Jack	M	African American, American Indian		Signing
		Taylor	F	White		Signing
	Non-DHH	Tasha	F	African American, Hispanic/Latino	N/A	

The group compositions with women and DHH students labeled are shown in Table 3. The labs coded for each group range from one to three.

Table 3. Group compositions and labs coded. Pseudonyms of female (F) and DHH students are indicated in the parentheses.

	Group composition	Lab 1	Lab 2	Lab 3	Lab 4	Lab 5
Units coded with the complete set of codes	Arya (F) Brittany (F) Daniel Pat (F, DHH)	✓				
	Brock Herb Jakob Justin	✓	✓			
	Brittany (F) Jessica (F, DHH) Justin Pat (F, DHH)			✓	✓	✓
	BJ (DHH) Brett Herb Jakob			✓	✓	
	Ashley (F, DHH) Grace (F) Jill (F, DHH) Sara (F)			✓	✓	
Units coded with combined codes	Adam (DHH) Ashley (F, DHH) Jessica (F, DHH) Taylor (F, DHH)	✓				
	Arya (F) Daniel Jack (DHH) Tasha (F)			✓		✓

The distributions of female and DHH students in the coded and uncoded units are shown in Table 4. For the 10 units coded with the complete set of codes, four units are mixed groups of gender and all of them have three female students; the others are single-gender groups, four are all male and two are all female. Eight out of the 10 units are mixed groups of hearing ability with either one or two members being DHH. For the three units coded with



combined codes, all three are mixed gender with either two or three students being female; two are mixed groups of hearing ability and one has all the members being DHH. For the four uncoded units, most of the groups are mixed gender with two or three being female; all are mixed groups of hearing ability with one or two being DHH.

Overall, the mixed groups of gender tend to have female as the majority. The mixed groups of hearing ability tend to have DHH as the minority.

Table 4. Distributions of female students and DHH students in units coded with complete set of codes, units coded with combined codes, and uncoded units.

	Number of female students					Number of DHH students				
	0	1	2	3	4	0	1	2	3	4
Units coded with the complete set of codes (N = 10)	4			4	2	2	3	5		
Units coded with combined codes (N = 3)			2	1			2			1
Uncoded units (N = 4)	1		1	2			3*	1		
Total	5		3	7	2	2	8	6		1

\*One of the units had the DHH student absent and the lab was completed by the other three non-DHH members.

### C. Development of codes for discourse moves in labs

Author T.W. developed the initial definitions of the codes that describe students' discourse moves in science labs. Authors T.W. and Y.C. first independently coded 10-min worth of videos for all four students in a group, documented the instances of discourse moves and took detailed notes. We then compared our coding, resolved inconsistencies, and then refined the code definitions.

The finalized codes for discourse moves are shown in Table 5. The codes for five different types of discourse moves include: *asking a question*, *proposing an idea*, *participating in discussion*, *chatting off-task*, and *talking with instructor*.

Inquiry-based labs often require students to make decisions throughout all phases. When we developed the codes, we intended to capture key discourse moves that help move the

group forward towards shared group goals. In the following, we justify our development of codes based on the literature and our understanding of what is important in inquiry-based science labs. Moreover, the codes are grounded in our observations of the video data as they represent the themes emerged from student discourse.

As pointed out by Goos et al. [20], “producing mutually acceptable solution methods and interpretations thus entails reciprocal interaction, which would require students to propose and defend their own ideas, and to ask their peers to clarify and justify any ideas they do not understand.” Asking questions, proposing ideas, and participating in discussion are considered key discourse moves that contribute to the decision-making process. By asking a question, a student invites their group members to contribute, which helps make sure the group members come to a consensus. When a student proposes an experiment-related idea, the entire group is given an opportunity to critique and consider alternatives. When a question has been asked or an idea has been proposed, it is expected that the group members respond and engage in meaningful discussion. The code *participating in discussion* includes reciprocal interaction, such as answering questions, providing feedback to other members’ ideas, as well as justifying one’s own ideas and making observations. We chose to focus on the coarse grain-sized discourse moves as an initial step toward characterizing group roles. We did not further differentiate how a student participates in discussion because it is beyond the scope of the current study.

Chatting off-task can also help group members build rapport with one another in a collaborative learning context. More importantly, prior research has shown several productive functions of off-task talks in relation to collaboration, such as “gaining access to collaboration for self”, “recruiting others into the collaboration”, and “resisting concentrated authority” [22–25].

Talking with the instructor is an indicator of a student’s willingness to communicate with the instructor. Students could ask the instructor a question, which may help the group move forward. They could also discuss their ideas with the instructor, which may demonstrate confidence in their own knowledge and skills. This code can also indicate whether a student has built a rapport with the instructor.

Table 5. Code definitions and examples for student discourse moves in inquiry-based university labs.

Code	Definition	Example
Asking a question	Student asks group member a task-related, non-rhetorical question	<i>“Now what are your ideas?”</i> <i>“How are we going to use this in our model?”</i>
Proposing an idea	Student proposes an idea regarding experimental design/procedures, or data collection or analysis. It may or may not be in the form of a question.	<i>“Let’s use this as a representation of land.”</i> <i>“We can put holes in that and call it carbon dioxide.”</i>
Participating in discussion	Student participates in discussion, including answering questions, providing feedback to other’s idea, and rhetorical questions	<i>“Because the matt is too big to fit in and there won’t be room for ocean, so-”</i> <i>“So that doesn’t retain heat but the black does.”</i>
Chatting off-task	Student talks with their group on topics not related to the task at hand, such as their personal life, jokes, pronunciation. Can be a statement or a question.	<i>“That takes some serious skill, drowning in the water.”</i> <i>“That’s why I’m not taking Bio.”</i>
Talking with instructor	Student talks with the teacher or a TA. It can be a statement or a question. It can either on-task or off-task.	TA: <i>“Where are you guys so far?”</i> Student: <i>“We have the sun, and we are going to put the saran wrap on top.”</i>

#### D. Video coding and inter-rater reliability

Typically, classroom observations of student and instructor behaviors (e.g., COPUS [26] and LOPUS [27]) were coded in 2-min intervals. We decided to reduce the interval duration because, through an initial exploration of our video data, we noticed that a discourse move occurred more frequently than every 2 minutes. On the other hand, if the duration was too small, it would be very challenging for the coders to reliably capture all the discourse moves with the given quality of the video recordings. Therefore, we decided to code student discourse moves in 1-min intervals. If a particular type of discourse moves for a student ever occurred within a 1-min interval, a result of 1 was documented; otherwise, a 0 was

documented. We were able to achieve a reasonable level of inter-rater reliability (IRR) for coding every minute.

The videos were coded by authors T.W. and J.P. in Behavioral Observation Research Interactive Software (BORIS), an event logging software. To investigate IRR, authors T.W. and J.P. independently coded a total of 100-min worth of videos for all group members from two different groups for Lab 1. We then compared the codes and obtained a Cohen's Kappa of 0.71, indicating a substantial agreement (i.e., 0.61-0.80). To explore code-level IRR, we used Gwet's AC1 because Gwet's AC1 is less sensitive to low trait prevalence compared to Cohen's Kappa [28]. In other words, Cohen's Kappa does not accurately reflect the level of agreement when a code has low prevalence, which may be the case for certain codes (e.g., *proposing an idea*). The Gwet's AC1 we obtained for *asking a question*, *proposing an idea*, *participating in discussion*, *chatting off-task*, and *talking with instructor* are 0.89, 0.87, 0.61, 0.72, and 0.87, respectively. The agreement on each code falls in the range of substantial or almost perfect agreement (i.e., 0.81-1.00).

For the supplemental analysis on the three units in which students communicate using ASL without an interpreter, we combined the first four codes *asking a question*, *proposing an idea*, *participating in discussion*, *chatting off-task* and named the combination *talking with group members*. We coded the three units using two codes, *talking with group members* and *talking with instructor*. In two of the units in which there was only one DHH student in the group, the students used speech and ASL to communicate. In the other unit in which all four students were DHH, the group mostly used ASL and occasionally typed on a computer. We coded the discourse when the students used any of these three methods to communicate.

Authors T.W. and Y.C. coded the three units. For IRR, we independently coded 30-min worth of videos of the group with all four DHH students. The Cohen's Kappa between the coders for all the codes was 0.86, and the Gwet's AC1 for *talking with group members* and *talking with instructor* are 0.84 and 0.94, respectively. This indicates the coders achieved an almost perfect agreement at both an overall and code level.

## **E. Cluster analysis**

To characterize student discourse styles, we conducted a cluster analysis using the five discourse move variables in R. Through clustering, objects that are similar to one another are grouped in the same cluster. The object in our analysis is a student's profile, defined by the prevalences of the five discourse variables in a lab activity. Since we coded 10 group-lab units and each group had four students, the number of student profiles was 40.

To prepare data for a cluster analysis, we first determined the frequency (i.e., number of 1-min intervals) that each variable was coded. To account for different durations for the lab activities, we divided the frequency by the total number of minutes that the activity lasted for.

We used Ward's method, a hierarchical agglomerative clustering technique. This type of clustering technique works in a bottom-up manner. Each student profile was initially a cluster. The profiles that were most similar (i.e., closest in distance in a five-dimensional space determined by the five variables) were combined into a bigger cluster. This was repeated until all the profiles were combined in a single cluster. To determine the optimal number of clusters, we used the "elbow method" [29]. We found two kinks in the elbow plot, one at cluster number  $k = 2$  and the other at  $k = 4$  (see Appendix C). We decided to use four clusters because it gave a greater "resolution". In other words, four clusters should entail characteristics in greater detail compared to two clusters. The follow-up statistical analysis confirmed that the four clusters were significantly different from one another in terms of all five variables with large effect (see Section III).

#### **F. Statistical analysis**

To examine the ways in which the clusters are different, we first used Kruskal-Wallis rank sum test [30]. Effect size was calculated using eta-squared [31] with  $0.01 \leq \eta^2 < 0.06$  being small effect,  $0.06 \leq \eta^2 < 0.14$  being moderate effect, and  $\eta^2 \geq 0.14$  being large effect [32]. We then conducted a post-hoc analysis using Dunn's multiple comparison test [33] with Holm-Bonferroni corrections. Similarly, we used Kruskal-Wallis rank sum test to examine the correlations between gender and discourse moves, as well as between hearing ability and discourse moves. All the statistical analyses were conducted in R.

For the supplemental analysis with combined codes, we examined the frequencies of the codes for individual students in each group qualitatively. We did not conduct statistical tests because the sample size is small.

### **III. Results**

The distribution of fractions of 1-min intervals for all student profiles for each discourse code is shown in Figure 1. The three most prevalent but also widespread codes are *participating in discussion* ( $M=0.33$ ,  $SD=0.20$ ), *chatting off-task* ( $M=0.29$ ,  $SD=0.18$ ), and *talking with instructor* ( $M=0.21$ ,  $SD=0.12$ ). The other two types of discourse move *asking a question* ( $M=0.09$ ,  $SD=0.07$ ) and *proposing an idea* ( $M=0.08$ ,  $SD=0.09$ ) occurred a lot less frequently.

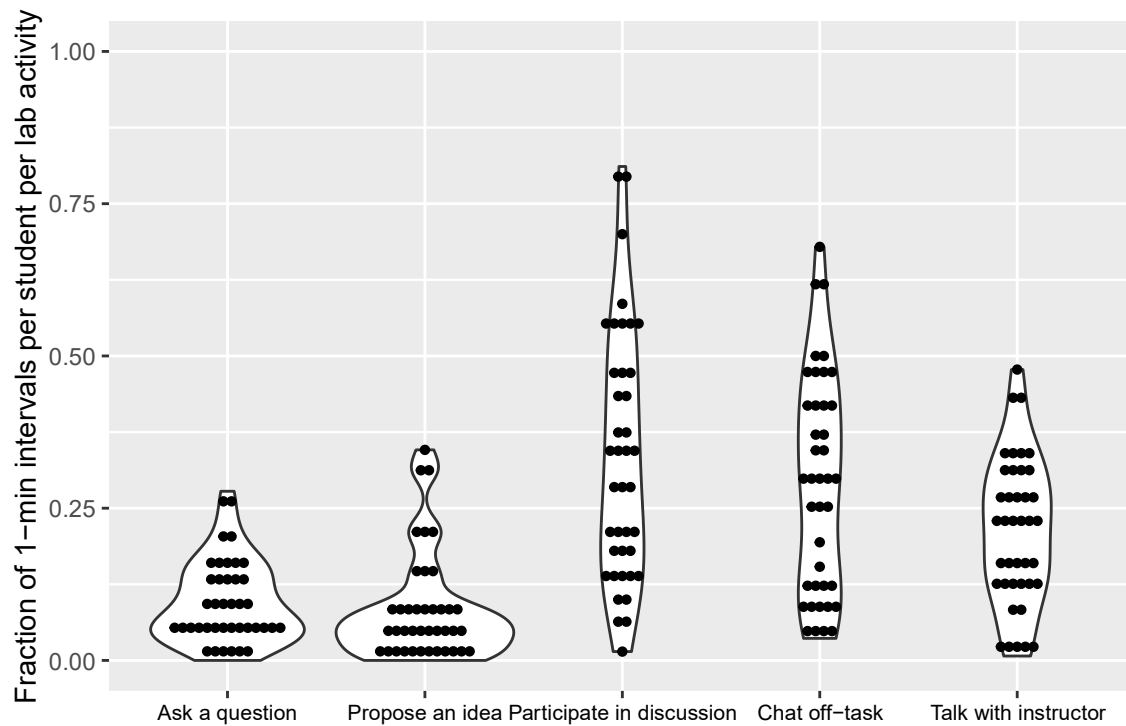


Figure 1. Distribution of fractions of 1-min intervals for all student profiles for each discourse code. Data points represent the student profiles (N = 40) generated from the video coding.

**A. RQ1a: characteristics of student discourse styles**

The hierarchical structure and cluster memberships of the student discourse profiles are shown in Figure 2. The numbers of profiles in clusters A, B, C, and D are 9, 8, 9, 14, respectively.

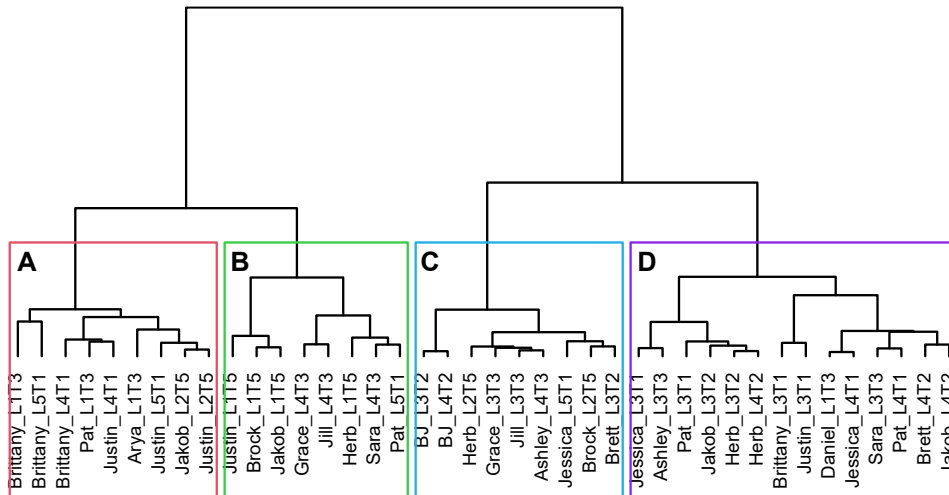


Figure 2. Dendrogram showing the hierarchical structure of the student discourse profiles. Each box represents a cluster of student discourse profiles, each labelled by the student’s pseudonym, the lab number, and the table (also the group) number.

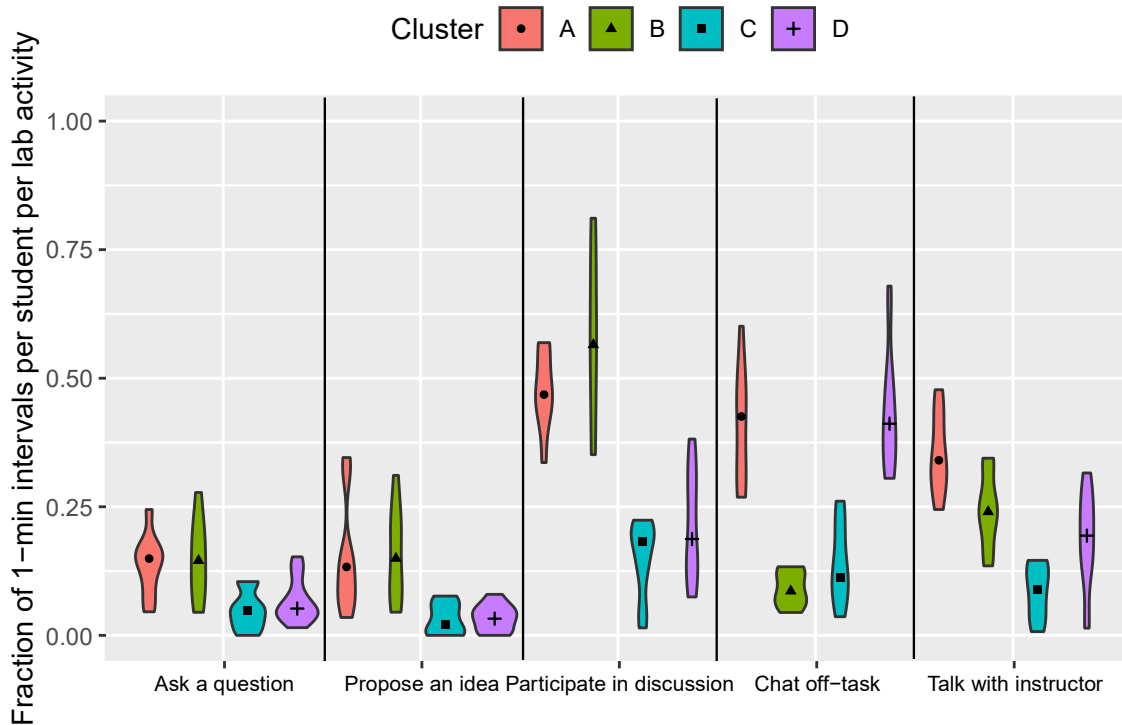


Figure 3. Distribution of fractions of 1-min intervals for each discourse code in each cluster. Points represent median fractions.

The distribution of fractions of 1-min intervals for each discourse code in each cluster is shown in Figure 3. The Kruskal-Wallis tests showed that at least one of the four clusters is distinct from the others in terms of all five discourse codes ( $p=0.001$  for *asking a question*, and  $p<0.001$  for the others) with large effect (see Appendix D, Table 13 for how the clusters are different for each code). Therefore, we use all five discourse codes to describe the characteristics of the four clusters of students' discourse styles. From here on, we refer to the clusters as student discourse styles.

Table 5. Characteristics of student discourse styles in each cluster. Median fractions of 1-min intervals are shown in paratheses.

Cluster label	Discourse style	Asking a question	Proposing an idea	Participating in discussion	Chatting off-task	Talking with instructor
A	High on-task high social	High (0.15)	High (0.13)	High (0.47)	High (0.43)	High (0.34)
B	High on-task low social	High (0.15)	High (0.15)	High (0.57)	Low (0.09)	Medium (0.24)
C	Low on-task low social	Low (0.05)	Low (0.02)	Low (0.18)	Low (0.11)	Low (0.09)
D	Low on-task high social	Low (0.05)	Low (0.03)	Low (0.19)	High (0.41)	Medium (0.19)

Table 5 shows a summary of the characteristics of student discourse styles. Interestingly, the ways that the four styles are different from one another are identical for the three codes that describe on-task collaboration, *asking a question*, *proposing an idea*, and *participating in discussion*. That is, styles A and B had higher fractions for these three codes compared to styles C and D. Therefore, we grouped the first three codes into a “on-task” category. Moreover, the code *Chatting off-task* can be used to describe the extent to which students are socializing with their group members. Recall that prior research has suggested that “social” (or off-task talk) has productive functions for collaborative learning.

Since four out of the five codes describe interaction among group members, the four codes (or the two categories, on-task and social) should characterize the main features of the clusters. Therefore, we describe the main characteristics of the four discourse styles in terms of the extents to which students are engaging in on-task collaboration and socializing with their group members. Additionally, we discuss the frequency of talking with instructor for each discourse style.



**Style A: High on-task high social.** Students who used the high on-task high social style asked more questions, proposed more ideas, and participated more often in discussions. They also chatted off-task and talked with instructors more often.

**Style B: High on-task low social.** Students who used the high on-task low social style asked more questions, proposed more ideas, participated more often in discussions, and talked more frequently with the instructors. However, they chatted off-task less frequently.

**Style C: Low on-task low social.** Students who used the low on-task low social style not only engaged in on-task collaboration less often, but they also chatted with their group and talked with instructors less often.

**Style D: Low on-task high social.** Students who used the low on-task high social style engaged in on-task collaboration less often, but they chatted more often with their group and talked with instructors more often.

**B. RQ1b: individual students' discourse styles**

We found that individual students tend to use a variety of discourse styles in different labs. As shown in Table 6, the number of labs in which an individual student was coded ranged from 1 to 5. For students who were coded in more than one lab, 12 out of 13 students used at least two discourse styles. An individual student could use up to three discourse styles.

Table 6. Distribution of numbers of discourse styles used by individual students.

Number of labs coded for an individual student	Number of styles observed	Number of students
1	1	2
2	1	1
	2	6
3	2	1
4	2	1
	3	3
5	3	1

Students' use of a variety of discourse styles appears to be associated with the lab activities they worked on (see Table 7). Students' on-task discourse moves started with high prevalences (38% for style *High on-task high social* and 50% for *High on-task low social*) from Lab 1, and then waned down in the middle (no student used the two styles

with high on-task in Lab 3), and finally increased (50% for style *High on-task high social* and 25% for *High on-task low social* for Lab 5).

Table 7. Number of each discourse style observed in each lab activity.

	Number of students coded	Number of each style observed			
		A: High on-task High social	B: High on-task Low social	C: Low on-task Low social	D: Low on-task high social
Lab 1	8	3 (38%)	4 (50%)	0	1 (12%)
Lab 2	4	2 (50%)	0	2 (50%)	0
Lab 3	12	0	0	4 (33%)	8 (67%)
Lab 4	12	2 (17%)	3 (25%)	2 (17%)	5 (41%)
Lab 5	4	2 (50%)	1 (25%)	1 (25%)	0

Recall that the greenhouse effect lab sequence (i.e., Labs 1-4) spanned 4 days. Students constructed their initial model in Lab 1, and then they tested the effects of new materials in Labs 2-4 and revised their model. Lab 4 was the one in which they were asked to construct a final model based on the results from all previous testing experiments. During the testing experiments and model revisions, students repeatedly recorded the temperature for long periods of time. Recall that students spent significant amounts of time taking temperature measurements in Labs 2 and 3 (the total heat up and cool down time spanned for almost the entire lab periods). This may be why they used the low on-task styles more prevalently in those labs. Additionally, the objective of Lab 5 was to build an apparatus to collect and measure the amount of CO<sub>2</sub> from burning material. In this Lab, students probably spent more time on designing the experiment than collecting data, which may have contributed to a greater prevalence of the high on-task styles.

Moreover, students regrouped in Lab 3 and then they stayed in the same groups for the rest of the program. Students were asked to work with someone whom they had never worked with before. This may be a reason why the *Low on-task high social* style was much more prevalent than the *Low on-task low social* style in Lab 3. Students chatted off-task more frequently to socialize with the new groups, which could help them gain access to collaboration.

**C. RQ1c: group members' discourse styles**

Group members usually shared the same discourse styles. Most (9 out of 10) of the group-lab units coded had only one or two discourse styles observed (see Table 8). There were two instances where all members used the same styles. Moreover, all four students' discourse styles within a group often shared at least one common feature (i.e., high on-task, low on-task, high social, low social) with only one exception observed (i.e., the group with styles AACC, where no featured was shared across the group members).

Table 8. Frequency of number of styles observed within a group.

Number of styles within a group	Frequency	Observed styles in a group
1	2	BBBB, DDDD
2	7	AAAD, AADD, AACC, CCDD, CCDD, CDDD, BBBC
3	1	AABC

We also examined students who were coded both before and after regrouping (see Figure 4). These students (Herb, Jakob, and Justin) appeared to use different styles in different labs, but their styles tended to remain aligned with their new group members after regrouping.

Initial group	Lab 1	Lab 2	New groups	Lab 3	Lab 4	Lab 5
			BJ	C	C	
Brock	B	C	Brett	C	D	
<b>Herb</b>	<b>B</b>	<b>C</b>	<b>Herb</b>	<b>D</b>	<b>D</b>	
<b>Jakob</b>	<b>B</b>	<b>A</b>	<b>Jakob</b>	<b>D</b>	<b>D</b>	
<b>Justin</b>	<b>B</b>	<b>A</b>	<b>Justin</b>	<b>D</b>	<b>A</b>	<b>A</b>
			Brittany	D	A	A
			Jessica	D	D	C
			Pat	D	D	B

Figure 4. Discourse styles used by the three students (Herb, Jakob, and Justin) who were coded both before and after regrouping. Styles used by the group members of those three students are also shown. Herb, Jakob, Justin, and their styles are bolded.

**D. RQ2a: gender vs discourse**

The distribution of fractions of 1-min intervals for each code for different genders is shown in Figure 5. The distributions appear very similar for female and male students. Kruskal-

Wallis tests confirmed that the difference between female and male students for each code is not statistically significant (see Appendix D, Table 14 for complete results).

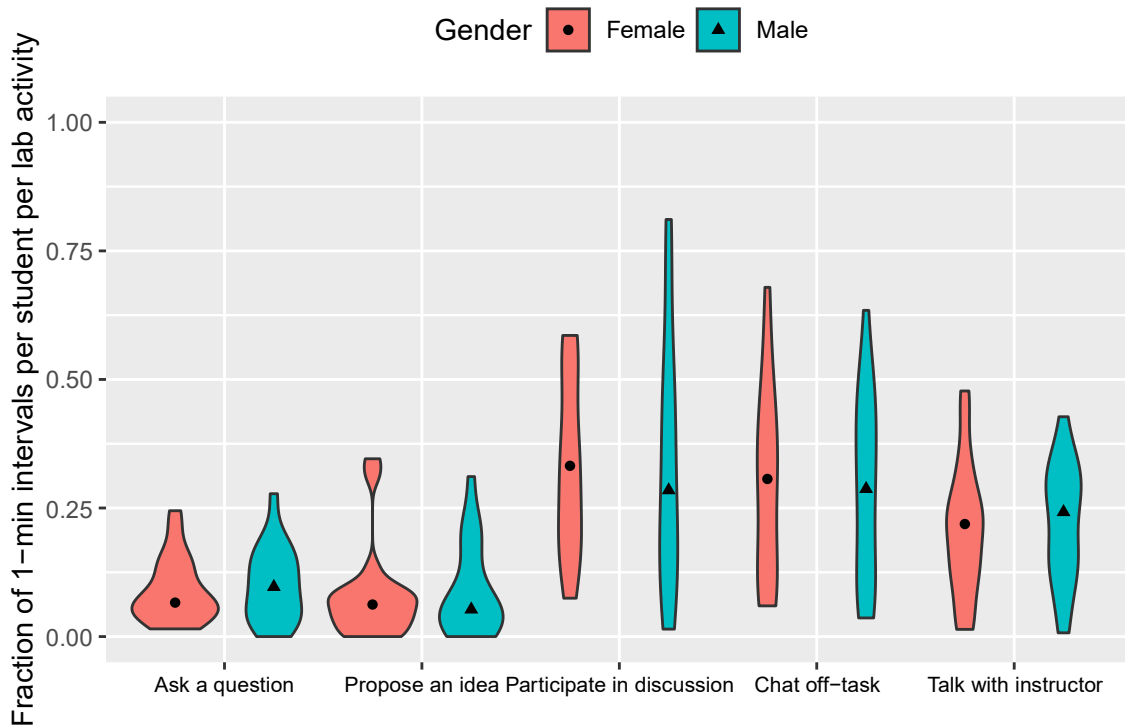


Figure 5. Distribution of fractions of 1-min intervals for each code for different genders. Points represent median fractions.

The distributions of discourse styles for female and male students are shown in Table 9. The percentages of the discourse styles are very similar between female and male students. We did not observe a significant difference in discourse styles between female and male students.

Table 9. Distributions of discourse styles for female and male students.

	A: High on-task high social	B: High on-task low social	C: Low on-task low social	D: Low on-task high social
Female (n=20)	5 (25%)	4 (20%)	4 (20%)	7 (35%)
Male (n=20)	4 (20%)	4 (20%)	5 (25%)	7 (35%)

Additionally, we compared female and male students' discourse styles in mixed-gender groups (see Table 10). Recall that all four mixed-gender groups in our data set consist of three female and one male. One of the mixed groups had all four students use the same style (**DDDD**; the styles of female students are bolded). One group had all three female students being high on-task while the male student being low on-task (**AAAD**). For the other two groups, one of the female students used the same style as the male group member while the other two female students used styles that were low on-task or low social (**ADDA**, **ABCA**). Again, no clear difference between female and male students' discourse styles was observed in mixed-gendered groups. We acknowledge that the number of mixed-gender groups is small, which could be a reason why no clear trend was observed. However, all the results related to gender consistently suggest that no significant difference was observed.

Table 10. Observed discourse styles in mixed groups of gender for different numbers of female students. The styles of female students are bolded.

Number of female students in a mixed group	Observed styles
3	<b>DDDD, AAAD, ADDA, ABCA</b>

#### E. RQ2b: hearing ability vs discourse

The distribution of fractions of 1-min intervals for each code for students with different hearing ability is shown in Figure 6. Overall, DHH students tend to have lower fractions across all codes compared to non-DHH students. The differences are significant for three codes: *proposing an idea* ( $\chi^2(1) = 6.618$ ,  $p=0.010$ ) with large effect, *participating in discussion* ( $\chi^2(1) = 4.1445$ ,  $p=0.042$ ) with moderate effect, and *talking with instructor* ( $\chi^2(1) = 8.5922$ ,  $p=0.003$ ) with large effect (see Appendix D, Table 15 for complete results).

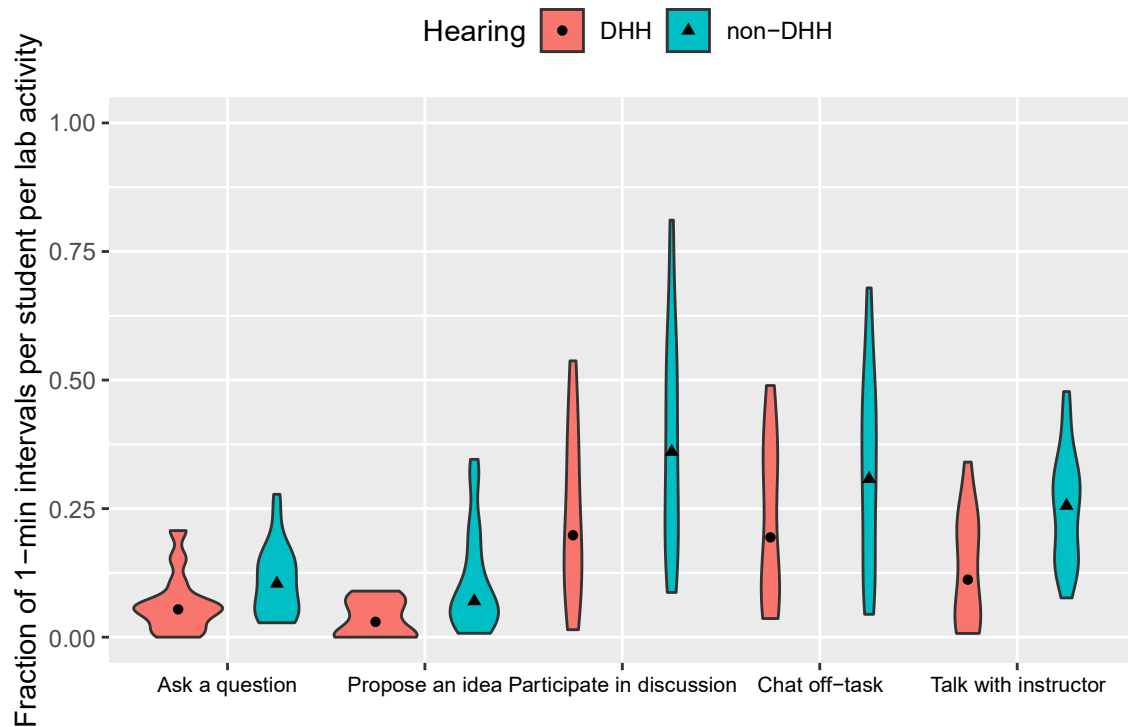


Figure 6. Distribution of fractions of 1-min intervals for each code for students with different hearing ability. Points represent median fractions.

The distributions of discourse styles for DHH and non-DHH students are shown in Table 11. It seems that DHH students are less likely to use the style high on-task high social compared to non-DHH students. The use of the styles *High on-task low social* and *Low on-task high social* is also somewhat less prevalent among the DHH students. This is consistent with the results of comparing distributions for individual discourse codes (as shown in Figure 6).

Table 11. Distributions of discourse styles for DHH and non-DHH students.

	A: High on-task high social	B: High on-task low social	C: Low on-task low social	D: Low on-task high social
DHH (n=13)	1 (8%)	2 (16%)	5 (38%)	5 (38%)
Non-DHH (n=27)	8 (30%)	6 (22%)	4 (15%)	9 (33%)

Additionally, we compared DHH and non-DHH students' discourse styles in mixed groups of hearing ability (see Table 12). In five out of eight units, DHH students tended to use the styles that are low on-task and/or low social while their non-DHH group members use high

on-task and/or high social styles (CCDD, CDDD, DDAA, BCBB, BCAA; the styles of DHH students are underlined). In the other three units, DHH students tended to use the same styles as their non-DHH group members (AAAD, DDDD, CDCD). In summary, DHH students appeared to have slightly lower level of engagement for on-task collaborations and social interactions compared to non-DHH students within the groups; they also tended to talk with the instructor/TA less often.

Table 12. Observed discourse styles in mixed groups of hearing ability for different numbers of DHH students. The styles of DHH students are underlined.

Number of DHH students in a mixed group	Observed styles
1	AAAD, <u>CCDD</u> , <u>CDDD</u>
2	<u>DDDD</u> , <u>CDCD</u> , <u>DDAA</u> , <u>BCBB</u> , <u>BCAA</u>

#### F. Supplemental analysis with combined codes

To supplement the cluster analysis on the 10 units, we coded another three units using the combined codes, *talking with group members* and *talking with instructor*. Recall that these three units had some of the students communicate in ASL without an interpreter present. The supplemental analysis allowed us to gain insights into the level of engagement for each group member without having to interpret ASL, but also provided additional evidence for the claims we made about the engagements of female as well as DHH students.

One of the units included Adam, Ashley, Jessica, and Taylor. Ashley, Jessica, and Taylor are female, and all four members are DHH. All four members used ASL to communicate to each other and occasionally typed on the computer. The other two units had the same group of students, Arya, Daniel, Jack, and Tasha. Arya and Tasha are female, and Jack is DHH. Jack communicated with the group without an interpreter by mostly signing to Tasha who was not DHH but able to sign fluently. For convenience, we refer to the group with all four members being DHH as the *ASL group*, and the other group as *Jack's group*.

The fractions of 1-min intervals in which the two codes were coded in the three units are shown in Figures 7 and 8. Again, we did not observe significant difference in fractions on these codes in terms of gender. In the *ASL group*, Adam had slightly higher fractions of the two codes compared to the other three female members. In Lab 3 of *Jack's group*, the two female students had fractions of the two codes that were slightly higher than those of Daniel, and drastically higher compared to Jack. However, this drastic difference was probably due to their difference in hearing ability, which we will discuss below. In Lab 5, the fractions seem comparable between the female and male students. Overall, we observed that female and male students in these three units had comparable discourse moves.

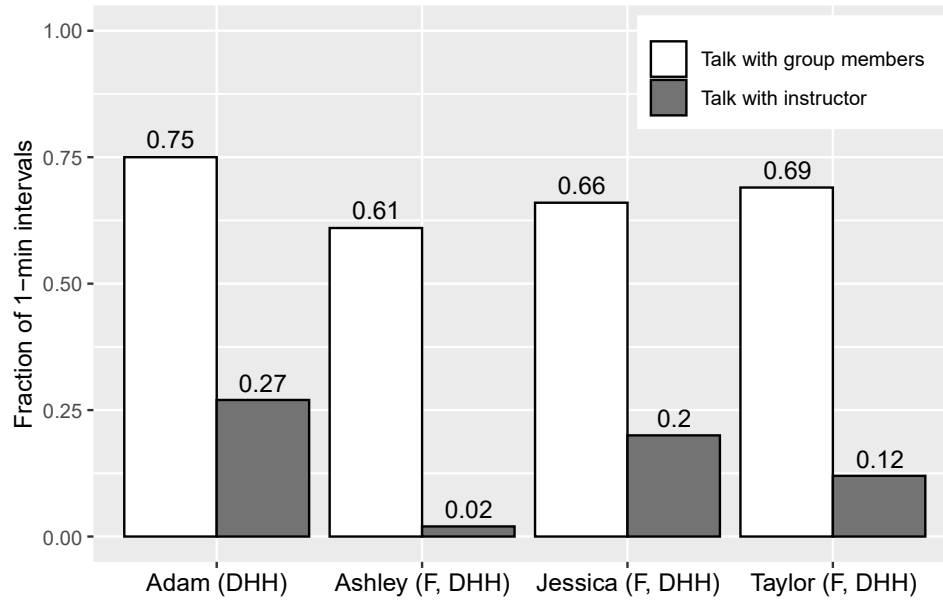


Figure 7. Fraction of 1-min intervals of codes *talking with group members* and *talking with instructor* for the ASL group in Lab 1.

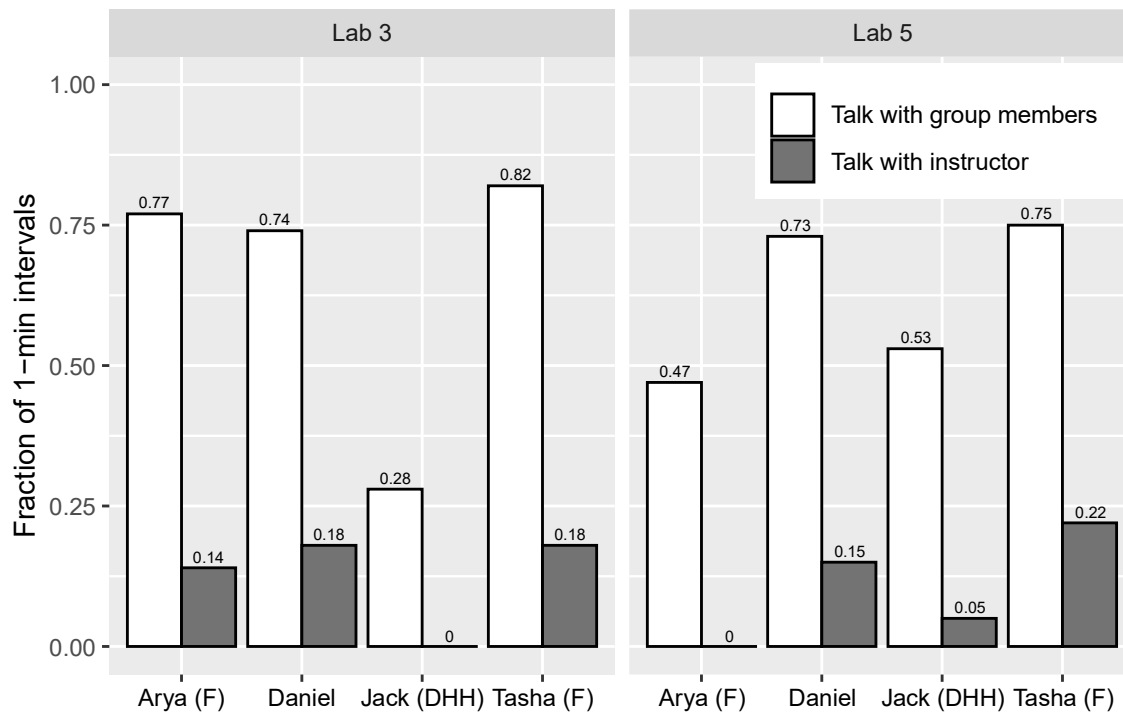


Figure 8. Fraction of 1-min intervals of codes *talking with group members* and *talking with instructor* for Jack's group in Labs 3 and 5.



We found that the DHH students in these three units appeared to participate less than the non-DHH students. It appeared all the DHH students in the ASL group participated equally in terms of *talking with group members*, but varying in the fractions of *talking with instructor*, ranging from 0.02 to 0.27.

Because the ASL group has all four members being DHH, examining the group only does not allow us to investigate difference between DHH and non-DHH students. To give more context for the four DHH students' prevalence of *talking with group members*, we also calculated the fractions of *talking with group members* for the two units for the same lab (Lab 1) that were included in the cluster analysis. These two units include one DHH and seven non-DHH students. We chose not to do this for all 10 units included in the cluster analysis because the results showed that students' discourse moves varied across labs. Out of the three units (two in the cluster analysis and the ASL group) coded for Lab 1, the fractions range from 0.60 to 0.90. Ashley and Jessica are in the first quartile, and Adam and Taylor are in the second. For the code *talking with instructor*, Ashley and Taylor are in the first quartile, Jessica is in the second, and Adam is in the third. These results suggest that the four DHH students in this group have lower level of engagement compared to the non-DHH students.

Similar results can be found in the two units of Jack's group. In Lab 5, Daniel and Tasha had higher fractions for both codes compared to Arya and Jack. In Lab 3, Jack had the lowest fractions compared to the other three group members. This difference probably resulted from being the only DHH student in the group. We noticed that Jack and Tasha used ASL to communicate, but Tasha did not interpret between Jack and the rest of the group. Most of the time, the three non-DHH students were talking to one another while Jack was looking down at his own table area.

Moreover, Jack consistently had lower fractions on those codes in both labs. It is worth mentioning that the fraction of code *talking with group members* can be considered the upper bound of any of the four codes, *asking a question*, *proposing an idea*, *participating in discussion*, and *chatting off-task*. That is, if we were able to code these four types of discourse moves, we would expect the fractions of these codes to be lower than (or at most the same as) the fraction of the combined code *talking with group members*. Because Jack has very low fractions of both codes (*talking with group members* and *talking with instructor*) in Lab 3, it is very likely that he would have demonstrated the style low on-task low social. These results are consistent with the findings drawn from the 10 group-lab units.

#### IV. Discussion

In this study, we characterized students' small-group discourse styles in university science labs. A cluster analysis showed that students demonstrated four different discourse styles, varying significantly from one another in all five discourse variables: *asking a question*, *proposing an idea*, *participating in discussion*, *chatting off-task*, and *talking with instructor*. Characteristics of the discourse styles were then further summarized using the prevalences of engagement in on-task and off-task discourse, namely *High on-task high social*, *High on-task low social*, *Low on-task low social*, and *Low on-task high social*.

Students were observed to demonstrate different discourse styles in different lab activities. When the lab provided ample opportunities for decision-making (e.g., a significant portion of time on experimental design was required), more students demonstrated the two high on-task styles (with high prevalences of asking questions, proposing ideas, and participating in discussion). In contrast, when the lab did not require much decision-making (e.g., a significant portion of time on repeated measurements was required), more students demonstrated the two low on-task styles. This was consistent with findings by Quinn et al. [13] who found that students in inquiry-based labs engaged in a variety of activities (e.g., worked on desktop or laptop, handled equipment, and wrote on paper), while students in traditional labs mainly worked on the worksheets. Our findings imply that the design of lab tasks plays an important role in prompting student engagement.

Moreover, students' use of discourse styles was also influenced by their group members. The results showed that some members in a group, if not all, usually shared the same discourse styles. Additionally, the discourse styles students demonstrated often shared common features with those of their group members. Since students' discourse moves tended to be aligned with their group members, we suggest that interventions for promoting productive group work should focus on the group level rather than the individual level. Students should be given opportunities to reflect and evaluate collectively as a group on how well the group has been functioning. This is in line with the intervention used by Dew et al. [15] who tasked students, as a group, to complete partner agreement and reflection forms in addition to individual reflections.

We did not observe gender inequity in the prevalences of individual discourse variables (in both the 10 units coded with the complete set of codes and the three units coded with combined codes) or the distribution of discourse styles. An interesting feature of the 2015 IMPRESS program was that the self-identified female and male ratio was one to one, which was drastically different from many of the university science classrooms (e.g., physics and computer science) where male students are usually the majority. The equal number of female and male students may have contributed to that we did not observe a gender

inequity. Another contributing factor may have been that the female students in this study self-selected to work in a group where all or most (three out of four) of the members were female.

The results from the cluster analysis showed that DHH students had lower level of engagement in three discourse variables: *proposing an idea*, *participating in discussion*, and *talking with instructor*. Consistently, they were also less likely to demonstrate the *High on-task high social* discourse style compared to the non-DHH students. Note that, overall, DHH students' engagement in off-task talks was comparable to their non-DHH peers. This may suggest that DHH students had similar level of social interactions as their non-DHH peers. However, this had not helped them fully achieve the goal of gaining access to on-task interactions as DHH students still had lower level of engagement with some of the on-task discourse moves. When examining mixed groups of hearing ability, we found that the DHH students were slightly more likely to have lower level of engagement for on-task collaborations and social interactions compared to non-DHH students within the groups.

The cluster analysis only involved students who used speech or ASL with an interpreter present. To account for the discourse of DHH students when they used ASL without an interpreter present or when they typed on the computer, we coded instances in which students communicated with their group members and the instructors. The results also suggested that DHH tended to have lower-level engagement compared to their non-DHH group members.

## **V. Limitations**

This study has a limitation in its sample size. Four of the 17 group-lab units were excluded from the analysis because they were missing a significant fraction of the lab period or a group member in the recordings. Out of the 13 units with complete information, we coded 10 units using all the discourse codes. For the other three units in which students used ASL without an interpret present we used combined codes because we do not know ASL. Although we were not able to code all 13 units using the complete set of codes, the results from both sets of data are consistent. Moreover, our sample had a similar female to male ratio (8 to 7 in the 10 units and 10 to 9 in all 13 units) to the entire program (10 to 10). The DHH to non-DHH ratio in the 10 units was somewhat smaller than that in the entire program (9 to 11), but the ratio in all 13 units (8 to 11) in all 13 units was similar to that in the entire program.

Moreover, limited by the recordings, not every student was coded in an equal number of lab activities. Each lab was not coded in equal number of times either.

Lastly, our coding is coarse grain-sized. This allowed us to code the videos relatively efficiently while focusing on the most prominent features in students' discourse styles. However, this decision may have omitted nuances in the characteristics of students' discourse styles.

## **VI. Future work**

This study investigated students' small-group discourse styles in a science summer program and no gender gap was observed. Future research should investigate discourse styles in different genders in typical university science labs to see if gender inequity is present in small-group discourse. Additionally, the effect of gender ratio in small groups on students' discourse should be tested.

Moreover, this study used coarse grain sized discourse variables to characterize students' discourse styles in university science labs. When coding students' discourse moves, we observed nuanced differences in some of the codes. Analysis addressing those nuances is beyond the scope of this study but can be conducted in future work. For example, the code *participating in discussion* can be broken down into *answering a question*, *making an observation*, *providing feedback to others*, and *elaborating on one's idea*. Additionally, a time-sequence log of codes for each group member can be used to examine group dynamics in greater detail. Furthermore, students' discourse moves can be analyzed and characterized at varying levels (type of student interaction, primary intent, and nature of utterance) using the analytical framework proposed by Nennig et al. [34].

Lastly, another future research avenue, in the long term, is to evaluate the effectiveness of group-level interventions on promoting equitable discourse for DHH students. An example of such interventions can include the same elements that were reported in Dew et al. [15], an individual reflection, a partner agreement form, and a partner reflection form. However, these forms need be modified to reflect discourse moves since the original version primarily focuses on what students are handling rather than discourse.

## **VII. Conclusion**

This study identified four discourse styles in students' group work in university science labs. Students' use of discourse styles was influenced by both the lab activities and their group members. We did not observe gender inequity. However, DHH students were found to have lower level of engagement in task-related discourse and they talked with the instructor/TA less often compared to their non-DHH peers. We propose that group-level interventions that specifically target discourse are needed to promote equitable small-group discourse in university science labs.

## **Acknowledgement**

We thank the Professional Development for Emerging Education Researchers (PEER) program at the Rochester Institute of Technology for making the video recordings available for analysis.

## **Appendix A: Detailed description of lab activities**

**Lab 1: Greenhouse Effect Model Construction.** On the morning of day 2, students constructed their initial model for greenhouse effect using the equipment provided. They measured the temperature of their model during the heating and cooling processes. The students were given minimal guidance and were allowed to proceed as they desired. Following the data collection, students compared the results with their expectations.

**Lab 2: Greenhouse Effect – Thermal Absorption.** On the morning of day 3, students measured the temperature inside a “greenhouse” with and without a black mat present. The goal was to explore how the heat absorption of a black mat affects the micro-climate of the greenhouse.

**Lab 3: Greenhouse Effect – Albedo Effect.** On the morning of day 4, students measured the temperature inside a “greenhouse” with and without a white foam mat present. The goal was to investigate how the reflection of solar radiation influences the micro-climate of the greenhouse.

**Lab 4: Greenhouse Effect – Thermal Absorption of CO<sub>2</sub>.** On the morning of day 5, students measured the temperatures of liquids in two flasks, one is pure water and the other contains dissolving tablets that would produce CO<sub>2</sub>. The goal was to look at how the heating and cooling of the atmosphere differs with and without CO<sub>2</sub> in the air. Students were also tasked to revise their greenhouse effect model incorporating what they had learned from all four labs on the greenhouse effect.

**Lab 5: Burning Model.** On the morning of day 7, students carried out a chemistry experiment. The purpose was to build an apparatus that would collect and measure the amount of CO<sub>2</sub> from burning material.

## **Appendix B: Detailed explanations for units excluded from cluster analysis**

Four of the group-lab units were excluded from the analysis because they were missing either a significant fraction of the lab period or a group member in the recordings. Two units have about two-fifths of the lab period missing in the recordings. One unit has a student (which happens to be the only DHH student in the group) absent and this group only has

three students. Because all the other groups have four students and having one group with only three students would make our analysis complicated assuming the number of group members can influence group dynamics. Another unit, which took place in a chemistry lab, has a member not in the camera shot or blocked by other members for a significant amount of time. Moreover, three students from another group are also in the camera shot making it extremely difficult to code.

The three units included in the supplemental analysis (but not in the cluster analysis) all have students communicate in ASL without an interpreter present. None of the authors know ASL. One unit has all four members being DHH students communicate with one another mostly using ASL and occasionally typing on the computer. However, the typed conversations were not documented by the program. Another two units (same group different labs) have one student whose pseudonym is Jack, used to communicate without an interpreter present (or not present the entire time). Jack signed to Tasha (pseudonym) who was not DHH but able to sign fluently. Moreover, in the recordings of the lab without an interpreter present, Jack’s body was blocked in view by a computer, which makes his signing invisible most of the time.

**Appendix C: Elbow plot**

The elbow plot shows two kinks, one at cluster number  $k = 2$  and the other at  $k = 4$  (See Figure 9).

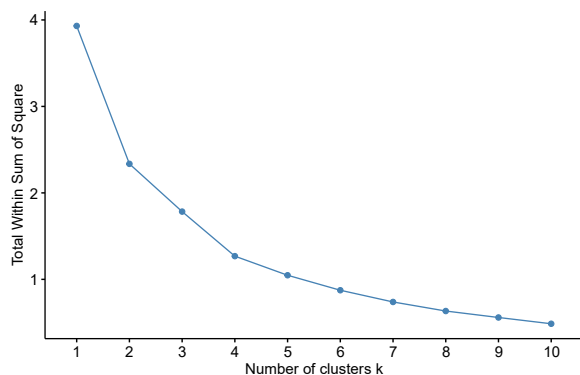


Figure 9. Elbow plot used to determine the optimal number of clusters. The total within sum of square is plotted as a function of the number of clusters.

**Appendix D: Detailed results of Kruskal-Wallis and Dunn’s tests**

Table 13. Kruskal-Wallis and Dunn’s test results for each discourse code. Results of eta-squared for effect size are also shown.

Code	$\chi^2(3)$	$p_{k-w}$	$\eta^2$	
------	-------------	-----------	----------	--

				Ranking by Dunn's test
Asking a question	15.536	0.001**	0.348 <sup>†</sup>	A=B>C=D
Proposing an idea	22.183	<0.001***	0.533 <sup>†</sup>	A=B>C=D
Participating in discussion	27.718	<0.001***	0.687 <sup>†</sup>	A=B>C=D
Chatting off-task	28.998	<0.001***	0.722 <sup>†</sup>	A=D>B=C
Talking with instructor	23.776	<0.001***	0.577 <sup>†</sup>	A>C, A>D, B>C, A=B, B=D, C=D

\*\*p<0.01. \*\*\*p<0.001. <sup>†</sup>Large effect.

Table 14. Kruskal-Wallis test results for female and male students for each discourse code.

Code	$\chi^2(1)$	$p$
Asking a question	0.1647	0.685
Proposing an idea	0.0029	0.957
Participating in discussion	0.1434	0.705
Chatting off-task	0.0183	0.892
Talking with instructor	0.3542	0.552

Table 15. Kruskal-Wallis test results for DHH and non-DHH students for each discourse code. Results of eta-squared for codes that are statistically significant are also shown.

Code	$\chi^2(1)$	$p$	$\eta^2$
Asking a question	3.3108	0.069	
Proposing an idea	6.618	0.010*	0.148 <sup>†</sup>
Participating in discussion	4.1445	0.042*	0.0827 <sup>‡</sup>
Chatting off-task	2.4772	0.116	
Talking with instructor	8.5922	0.003**	0.200 <sup>†</sup>

\*p<0.05. \*\*p<0.01. <sup>†</sup>Large effect. <sup>‡</sup>Moderate effect.

## References

- [1] C. H. Crouch and E. Mazur, Peer Instruction: Ten years of experience and results, *Am J Phys* **69**, 970 (2001).

- [2] D. Kokotsaki, V. Menzies, and A. Wiggins, Project-based learning: a review of the literature, *Improving Schools* **19**, 267 (2016).
- [3] M. Koretsky, J. Keeler, J. Ivanovitch, and Y. Cao, The role of pedagogical tools in active learning: a case for sense-making, *Int J STEM Educ* **5**, (2018).
- [4] M. D. Koretsky, Cognitive and social aspects of engagement in active learning, *Chem Eng Educ* **51**, 198 (2017).
- [5] M. D. Koretsky, Towards a stronger covalent bond: Pedagogical change for inclusivity and equity, *Chem Eng Educ* **52**, 117 (2018).
- [6] M. D. Koretsky, Program level curriculum reform at scale: Using studios to flip the classroom, *Chem Eng Educ* **49**, 47 (2015).
- [7] I. S. Horn, *Strength in Numbers: Collaborative Learning in Secondary Mathematics* (Reston, VA: National Council of Teachers of Mathematics, 2012).
- [8] M. Windschitl and A. Calabrese Barton, *Rigor and Equity by Design: Locating a Set of Core Teaching Practices for the Science Education Community*, in *Handbook of Research on Teaching*, edited by D. H. Gitomer and C. A. Bell, 5th ed. (AERA Press, Washington, D.C., 2016), pp. 1099–1158.
- [9] Y. Cao and M. D. Koretsky, Shared resources: Engineering students' emerging group understanding of thermodynamic work, *Journal of Engineering Education* **107**, 656 (2018).
- [10] L. D. Conlin and R. E. Scherr, Making space to sensemake: epistemic distancing in small group physics discussions, *Cogn Instr* **36**, 396 (2018).
- [11] K. M. Cooper, V. R. Downing, and S. E. Brownell, The influence of active learning practices on student anxiety in large-enrollment college science classrooms, *Int J STEM Educ* **5**, (2018).
- [12] D. Doucette and C. Singh, Making Lab Group Work Equitable and Inclusive, *J Coll Sci Teach* **52**, 3 (2023).
- [13] K. N. Quinn, M. M. Kelley, K. L. McGill, E. M. Smith, Z. Whipps, and N. G. Holmes, Group roles in unstructured labs show inequitable gender divide, *Phys Rev Phys Educ Res* **16**, (2020).
- [14] E. J. Theobald, S. L. Eddy, D. Z. Grunspan, B. L. Wiggins, and A. J. Crowe, Student perception of group dynamics predicts individual performance: Comfort and equity matter, *PLoS One* **12**, (2017).



- [15] M. Dew, E. Hunt, V. Perera, J. Perry, G. Ponti, and A. Loveridge, Group dynamics in inquiry-based labs: Gender inequities and the efficacy of partner agreements, *Phys Rev Phys Educ Res* **20**, (2024).
- [16] J. Osborne, Arguing to Learn in Science: The Role of Collaborative, Critical Discourse, *Science* (1979) **328**, 463 (2010).
- [17] S. Kaartinen and K. Kumpulainen, Collaborative inquiry and the construction of explanations in the learning of science, *Learn Instr* **12**, 189 (2002).
- [18] E. C. Sayre and P. W. Irving, Brief, embedded, spontaneous metacognitive talk indicates thinking like a physicist, *Physical Review Special Topics - Physics Education Research* **11**, (2015).
- [19] M. M. Chiu, Social metacognition in groups: Benefits, difficulties, learning, and teaching Computer-assisted Collaborative Learning-Student Learning from Online Discussions View project Discourse Analytics View project, *Journal of Education Research* **3**, 1 (2009).
- [20] M. Goos, P. Galbraith, and P. Renshaw, Socially mediated metacognition: creating collaborative zones of proximal development in small group problem solving, *Educational Studies in Mathematics* **49**, 193 (2002).
- [21] S. V Franklin, E. Hane, M. B. Kustus, C. Ptak, and E. C. Sayre, Improving Retention Through Metacognition: A Program for Deaf/Hard-of-Hearing and First-Generation STEM College Students, *J Coll Sci Teach* **48**, 21 (2018).
- [22] J. M. Langer-Osuna, E. C. Gargroetzi, R. Chavez, and J. Munson, *Rethinking Loafers: Understanding the Productive Functions of Off-Task Talk During Collaborative Mathematics Problem-Solving*, in *13th International Conference of the Learning Sciences (ICLS)* (2018), pp. 745–751.
- [23] C. A. Hass, F. Genz, M. B. Kustus, P.-P. A. Ouimet, K. Pomian, E. C. Sayre, and J. P. Zwolak, *Studying Community Development: A Network Analytical Approach*, in *2018 Physics Education Research Conference Proceedings* (2018).
- [24] P. Hutchison, *Equity and Off-Task Discussion in a Collaborative Small Group*, in *Physics Education Research Conference Proceedings* (American Association of Physics Teachers, 2022), pp. 243–248.
- [25] J. M. Langer-Osuna, Productive disruptions: Rethinking the role of off-task interactions in collaborative mathematics learning, *Educ Sci (Basel)* **8**, (2018).

- [26] M. K. Smith, F. H. M. Jones, S. L. Gilbert, and C. E. Wieman, The classroom observation protocol for undergraduate stem (COPUS): A new instrument to characterize university STEM classroom practices, *CBE Life Sci Educ* **12**, 618 (2013).
- [27] J. B. Velasco, A. Knedeisen, D. Xue, T. L. Vickrey, M. Abebe, and M. Stains, Characterizing instructional practices in the laboratory: The laboratory observation protocol for undergraduate STEM, *J Chem Educ* **93**, 1191 (2016).
- [28] N. Wongpakaran, T. Wongpakaran, D. Wedding, and K. L. Gwet, A comparison of Cohen's Kappa and Gwet's AC1 when calculating inter-rater reliability coefficients: a study conducted with personality disorder samples, *Medical Research Methodology* **13**, (2013).
- [29] M. A. Syakur, B. K. Khotimah, E. M. S. Rochman, and B. D. Satoto, *Integration K-Means Clustering Method and Elbow Method for Identification of the Best Customer Profile Cluster*, in *IOP Conference Series: Materials Science and Engineering*, Vol. 336 (Institute of Physics Publishing, 2018).
- [30] W. H. Kruskal and W. A. Wallis, Use of Ranks in One-Criterion Variance Analysis, *J Am Stat Assoc* **47**, 583 (1952).
- [31] M. Tomczak and E. Tomczak, The Need to Report Effect Size Estimates Revisited. An Overview of Some Recommended Measures of Effect Size, 2014.
- [32] J. M. Maher, J. C. Markey, and D. Ebert-May, The other half of the story: Effect size analysis in quantitative research, *CBE Life Sci Educ* **12**, 345 (2013).
- [33] O. J. Dunn, Multiple Comparisons Using Rank Sums, *Technometrics* **6**, 241 (1964).
- [34] H. T. Nennig, N. E. States, M. T. Montgomery, S. G. Spurgeon, and R. S. Cole, Student interaction discourse moves: characterizing and visualizing student discourse patterns, *Disciplinary and Interdisciplinary Science Education Research* **5**, (2023).