

# Novel closed-form point estimators for a weighted exponential family derived from likelihood equations

Roberto Vila <sup>\*1</sup>, Eduardo Nakano <sup>† 1</sup>, and Helton Saulo <sup>‡ 1</sup>

<sup>1</sup>*Department of Statistics, University of Brasília, 70910-900, Brasília, Brazil*

May 28, 2024

## Abstract

In this paper, we propose and investigate closed-form point estimators for a weighted exponential family. We also develop a bias-reduced version of these proposed closed-form estimators through bootstrap methods. Estimators are assessed using a Monte Carlo simulation, revealing favorable results for the proposed bootstrap bias-reduced estimators.

**Keywords.** Weighted exponential family · Maximum likelihood method · Monte Carlo simulation · R software.  
**Mathematics Subject Classification (2010).** MSC 60E05 · MSC 62Exx · MSC 62Fxx.

## 1 Introduction

The aim of this work is to provide closed-form estimators for the parameters of a parametric set of probability distributions that belongs to the weighted exponential family of the following form

$$f(x; \psi) = \frac{(\mu\sigma)^{\mu+1}}{(\sigma + \delta_{ab})\Gamma(\mu + 1)} [1 + \delta_{a,b}T(x)] \frac{|T'(x)|}{T(x)} \exp\{-\mu\sigma T(x) + \mu \log(T(x))\}, \quad x \in D \subseteq \mathbb{R}, \quad (1)$$

where  $\psi = (\mu, \sigma)$ ,  $\mu, \sigma > 0$ ,  $T : D \rightarrow (0, \infty)$  is a real strictly monotone twice differentiable function and  $\delta_{ab}$  is the Kronecker delta function, that is,  $\delta_{ab}$  is 1 if  $a = b$ , and 0 otherwise. In the above,  $T'(x)$  denotes the derivative of  $T(x)$  with respect to  $x$ .

---

\*rovig161@gmail.com

†eynakano@gmail.com

‡heltonsauro@gmail.com

The probability function  $f(x; \psi)$  in (1) can be interpreted as a mixture of two distributions that belongs to the exponential family, that is,

$$f(x; \psi) = \frac{\sigma}{\sigma + \delta_{ab}} f_1(x) + \frac{\delta_{ab}}{\sigma + \delta_{ab}} f_2(x), \quad x \in D \subseteq \mathbb{R}, \quad \mu, \sigma > 0, \quad (2)$$

$$= \begin{cases} \frac{\sigma}{\sigma + 1} f_1(x) + \frac{1}{\sigma + 1} f_2(x), & a = b, \\ f_1(x), & a \neq b, \end{cases}$$

where

$$f_j(x) = \frac{(\mu\sigma)^{\mu+j-1}}{\Gamma(\mu + j - 1)} \frac{|T'(x)|}{T(x)} \exp\{-\mu\sigma T(x) + (\mu + j - 1) \log(T(x))\}, \quad x \in D, \quad j = 1, 2. \quad (3)$$

Probability densities of form  $f_j(x)$ ,  $j = 1, 2$ , have appeared in Nascimento et al. (2014) and more recently in Vila et al. (2024).

If  $X$  has density in (1), from (2) and (3) it is simple to observe that

$$X \stackrel{\mathcal{D}}{=} (1 - B)T^{-1}(Z_1) + BT^{-1}(Z_2), \quad (4)$$

where “ $\stackrel{\mathcal{D}}{=}$ ” means equality in distribution,  $B \in \{0, 1\}$  is a Bernoulli random variable with success parameter  $\delta_{ab}/(\sigma + \delta_{ab})$ , independent of  $Z_1$  and  $Z_2$ , such that  $Z_j \sim \text{Gamma}(\mu + j - 1, 1/(\mu\sigma))$ ,  $j = 1, 2$ . Here,  $T^{-1}$  denotes the inverse function of  $T$ .

Since  $T$  is arbitrary and real strictly monotone twice differentiable function, our model covers a wide range of distributions including the models studied in Kim et al. (2022). The model (1) is reduced to those distributions mentioned in Kim et al. (2022) by relating the transformation  $T$  with the extension of the Box-Cox transformation as follows:  $T^{-1}(x) = \log(x^{1/\gamma})$ ,  $x > 0$ , and  $a \neq b$ .

Table 1 presents some examples of generators  $T(x)$  for use in (1) with  $a = b$ .

Table 1: Some examples of generators  $T(x)$  of probability densities (1) with  $D = (0, \infty)$  and  $a = b$ .

Distribution	$\mu$	$\sigma$	$T(x)$	$T'(x)$	$T''(x)$	Parameters
Weighted Lindley (Kim and Jang, 2021)	$\phi$	$\frac{\lambda}{\phi}$	$x$	1	0	$\lambda, \phi > 0$
Weighted inverse Lindley	$\phi$	$\frac{\lambda}{\phi}$	$\frac{1}{x}$	$-\frac{1}{x^2}$	$\frac{2}{x^3}$	$\lambda, \phi > 0$
New weighted exponentiated Lindley	$\phi$	$\frac{\lambda}{\phi}$	$\log(x + 1)$	$\frac{1}{x+1}$	$-\frac{1}{(x+1)^2}$	$\lambda, \phi > 0$
New weighted log-Lindley	$\phi$	$\frac{\lambda}{\phi}$	$\exp(x) - 1$	$\exp(x)$	$\exp(x)$	$\lambda, \phi > 0$
Weighted Nakagami	$m$	$\frac{1}{\Omega}$	$x^2$	$2x$	2	$m \geq \frac{1}{2}, \Omega > 0$
Weighted inverse Nakagami	$m$	$\frac{1}{\Omega}$	$\frac{1}{x^2}$	$-\frac{2}{x^3}$	$\frac{6}{x^4}$	$m \geq \frac{1}{2}, \Omega > 0$
New weighted exponentiated Nakagami	$m$	$\frac{1}{\Omega}$	$\log(x^2 + 1)$	$\frac{2x}{x^2+1}$	$-\frac{2(x^2-1)}{(x^2+1)^2}$	$m \geq \frac{1}{2}, \Omega > 0$
New weighted log-Nakagami	$m$	$\frac{1}{\Omega}$	$\exp(x^2) - 1$	$2x \exp(x^2)$	$2 \exp(x^2)(1 + 2x^2)$	$m \geq \frac{1}{2}, \Omega > 0$

For  $a \neq b$ , Table 1 of [Vila et al. \(2024\)](#) provides some examples of generators  $T(x)$ , with  $D = (0, \infty)$ , for use in (1).

There are various methodological proposals in the literature for obtaining close-form estimators. The methodologies for obtaining the close-form estimators can be moment-based-type ([Cheng and Beaulieu, 2002](#)) or based on score-adjusted approach ([Nawa and Nadarajah, 2023](#); [Tamae et al., 2020](#)), for example. There are also proposals to obtain close-form estimators based on the likelihood function. One type of likelihood-based estimator is obtained by considering the likelihood equations of the generalized distribution obtained through a power transformation and taking the baseline distribution as a special case. Several works adopt this idea, sometimes with slight variations in the power transformation. See for example [Ye and Chen \(2017\)](#), [Vila et al. \(2024\)](#), [Ramos et al. \(2016\)](#), [Kim and Jang \(2021\)](#) and [Zhao et al. \(2021\)](#). In addition, other proposals for likelihood-based estimators can also be seen in [Kim et al. \(2022\)](#), that adopt an extension of the Box-Cox transformation for obtaining a closed-form estimator and [Cheng and Beaulieu \(2001\)](#), who proposed a closed-form estimator by an asymptotic expansion.

This work develops a likelihood-based closed-form estimator for the parameters of probability distributions of the weighted exponential family (1) using the generalizing distribution procedure through a power transformation.

The rest of the paper proceeds as follows. In Section 2, we state briefly a generalization of weighted exponential family. In Section 3 and 4 we describe the new proposed estimation methods and some asymptotic results. Some closed-form estimators of the parameters of distributions belonging to the weighted exponential class are presented in Section 5. Furthermore, in Section 6, we perform a Monte Carlo simulation study to assess the performance of a bootstrap bias-reduced version of these proposed closed-form estimators.

## 2 A generalization of weighted exponential family

By using the increasing power transformation  $Y = X^{1/p}$ ,  $p > 0$ , considered in [Ye and Chen \(2017\)](#) and [Cheng and Beaulieu \(2002\)](#), where  $X$  has the PDF in (1), it is clear that the PDF of  $Y$  is written as

$$f(y; \psi, p) = p \frac{(\mu\sigma)^{\mu+1}}{(\sigma + \delta_{ab})\Gamma(\mu + 1)} [1 + \delta_{ab}T(y^p)] \frac{|T'(y^p)|y^{p-1}}{T(y^p)} \exp\{-\mu\sigma T(y^p) + \mu \log(T(y^p))\}, \quad (5)$$

where  $y \in D \subseteq \mathbb{R}$ ,  $\psi = (\mu, \sigma)$  and  $\mu, \sigma, p > 0$ .

From (4) it follows that

$$Y \stackrel{\mathcal{D}}{=} (1 - B)[T^{-1}(Z_1)]^{1/p} + B[T^{-1}(Z_2)]^{1/p}, \quad (6)$$

where  $B \sim \text{Bernoulli}(\delta_{ab}/(\sigma + \delta_{ab}))$  is independent of  $Z_1$  and  $Z_2$ , such that  $Z_j \sim \text{Gamma}(\mu + j - 1, 1/(\mu\sigma))$ ,  $j = 1, 2$ .

### 3 The new estimators

Let  $\{Y_i : i = 1, \dots, n\}$  be a univariate random sample of size  $n$  from  $Y$ . The (random) likelihood function for  $(\psi, p)$  is written as

$$L(\psi, p) = p^n \frac{(\mu\sigma)^{n(\mu+1)}}{(\sigma + \delta_{ab})^n \Gamma^n(\mu + 1)} \prod_{i=1}^n [1 + \delta_{ab} T(Y_i^p)] \prod_{i=1}^n \frac{|T'(Y_i^p)| Y_i^{p-1}}{T(Y_i^p)} \\ \times \exp \left\{ -\mu\sigma \sum_{i=1}^n T(Y_i^p) + \mu \sum_{i=1}^n \log(T(Y_i^p)) \right\}.$$

Consequently, the (random) log-likelihood function for  $(\psi, p)$  is written as

$$\log(L(\psi, p)) = n \log(p) + n\mu \log(\mu) + n(\mu + 1) \log(\sigma) - n \log(\sigma + \delta_{ab}) - n \log(\Gamma(\mu)) \\ + \sum_{i=1}^n \log[1 + \delta_{ab} T(Y_i^p)] + \sum_{i=1}^n \log(|T'(Y_i^p)|) + (p - 1) \sum_{i=1}^n \log(Y_i) \\ - \mu\sigma \sum_{i=1}^n T(Y_i^p) + (\mu - 1) \sum_{i=1}^n \log(T(Y_i^p)).$$

A simple calculus shows that the elements of the (random) score vector are given by

$$\frac{\partial \log(L(\psi, p))}{\partial \mu} = n + n \log(\mu) + n \log(\sigma) - n\psi^{(0)}(\mu) - \sigma \sum_{i=1}^n T(Y_i^p) + \sum_{i=1}^n \log(T(Y_i^p)), \\ \frac{\partial \log(L(\psi, p))}{\partial \sigma} = \frac{n(\mu + 1)}{\sigma} - \frac{n}{\sigma + \delta_{ab}} - \mu \sum_{i=1}^n T(Y_i^p), \\ \frac{\partial \log(L(\psi, p))}{\partial p} = \frac{n}{p} + \delta_{ab} \sum_{i=1}^n \frac{T'(Y_i^p) Y_i^p \log(Y_i)}{1 + \delta_{ab} T(Y_i^p)} + \sum_{i=1}^n \frac{T''(Y_i^p)}{T'(Y_i^p)} Y_i^p \log(Y_i) + \sum_{i=1}^n \log(Y_i) \\ - \mu\sigma \sum_{i=1}^n T'(Y_i^p) Y_i^p \log(Y_i) + (\mu - 1) \sum_{i=1}^n \frac{T'(Y_i^p)}{T(Y_i^p)} Y_i^p \log(Y_i),$$

where  $\psi^{(m)}(x) = \partial^{m+1} \log(\Gamma(x)) / \partial x^{m+1}$  is the polygamma function of order  $m$ . Setting these equal to zero and solving the system of equations gives the maximum likelihood (ML) estimators of  $(\psi, p)$ .

#### 3.1 Case $a = b$

By resolving  $\partial \log(L(\psi, p)) / \partial p = 0$ , we can express  $\mu$  as a function of  $\sigma$  and  $p$  as follows:

$$\mu(\sigma, p) = \frac{\bar{Z}(p)}{\sigma \bar{Y}_5(p) - \bar{Y}_4(p)}, \quad (7)$$

where we adopt the following notations:

$$\bar{Z}(p) \equiv \frac{1}{p} + \bar{Y}_1(p) + \bar{Y}_2(p) + \bar{Y}_3(p) - \bar{Y}_4(p),$$

$$\bar{Y}_1(p) \equiv \frac{1}{n} \sum_{i=1}^n \log(Y_i),$$

$$\bar{Y}_2(p) \equiv \frac{1}{n} \sum_{i=1}^n \frac{T''(Y_i^p)}{T'(Y_i^p)} Y_i^p \log(Y_i),$$

$$\bar{Y}_3(p) \equiv \frac{1}{n} \sum_{i=1}^n \frac{T'(Y_i^p)}{1 + T(Y_i^p)} Y_i^p \log(Y_i),$$

$$\bar{Y}_4(p) \equiv \frac{1}{n} \sum_{i=1}^n \frac{T'(Y_i^p)}{T(Y_i^p)} Y_i^p \log(Y_i),$$

$$\bar{Y}_5(p) \equiv \frac{1}{n} \sum_{i=1}^n T'(Y_i^p) Y_i^p \log(Y_i).$$

By substituting (7) into  $\partial \log(L(\psi, p))/\partial \sigma = 0$ , we obtain the closed-form estimator for  $\sigma$  as follows:

$$\hat{\sigma}(p) = \frac{\bar{Z}(p)[1 - \bar{Y}_6(p)] + \bar{Y}_5(p) + \sqrt{\{\bar{Z}(p)[1 - \bar{Y}_6(p)] + \bar{Y}_5(p)\}^2 + 4\bar{Z}(p)\bar{Y}_6(p)[\bar{Z}(p) - \bar{Y}_4(p)]}}{2\bar{Z}(p)\bar{Y}_6(p)}, \quad (8)$$

where

$$\bar{Y}_6(p) \equiv \frac{1}{n} \sum_{i=1}^n T(Y_i^p).$$

By plugging (8) into (7), the closed-form estimator for  $\mu$  is given by

$$\hat{\mu}(p) = \frac{\bar{Z}(p)}{\hat{\sigma}(p)\bar{Y}_5(p) - \bar{Y}_4(p)}, \quad (9)$$

Furthermore, notice that  $p$  is obtained solving the non-linear equation

$$\log(\hat{\mu}(p)) - \psi^{(0)}(\hat{\mu}(p)) = \sigma \bar{Y}_6(p) - 1 + \log\left(\frac{1}{\hat{\sigma}(p)}\right) - \frac{1}{n} \sum_{i=1}^n \log(T(Y_i^p)).$$

Now, return to the distribution in (1). We take  $p = 1$  in (8) and (9) to obtain the new estimators for  $\sigma$  and  $\mu$  as

$$\hat{\sigma} = \frac{\bar{Z}(1 - \bar{Y}_6) + \bar{Y}_5 + \sqrt{[\bar{Z}(1 - \bar{Y}_6) + \bar{Y}_5]^2 + 4\bar{Z}\bar{Y}_6(\bar{Z} - \bar{Y}_4)}}{2\bar{Z}\bar{Y}_6} \quad (10)$$

and

$$\hat{\mu} = \frac{\bar{Z}}{\hat{\sigma}\bar{Y}_5 - \bar{Y}_4}, \quad (11)$$

respectively, with  $\bar{Z} \equiv \bar{Z}(1)$ ,  $\bar{Y}_4 \equiv \bar{Y}_4(1)$ ,  $\bar{Y}_5 \equiv \bar{Y}_5(1)$  and  $\bar{Y}_6 \equiv \bar{Y}_6(1)$ .

Note that  $\hat{\mu}$  and  $\hat{\sigma}$  in (11) and (10) are not the ML estimators for  $\mu$  and  $\sigma$ , respectively.

### 3.2 Case $a \neq b$

In this case, as done in Vila et al. (2024), we use the equation  $[\partial \log(L(\psi, p))/\partial \sigma]|_{p=1} = 0$  to obtain the closed-form estimator for  $\sigma$ :

$$\hat{\sigma} = \frac{1}{\bar{Y}_6}.$$

Note that  $\hat{\sigma}$  is the ML estimator for  $\sigma$ . By replacing  $\hat{\sigma}$  into  $[\partial \log(L(\psi, p))/\partial p]|_{p=1} = 0$  we have the following closed-form estimator for  $\mu$ :

$$\hat{\mu} = \frac{\bar{Y}_6(1 + \bar{Y}_1 + \bar{Y}_2 - \bar{Y}_4)}{\bar{Y}_5 - \bar{Y}_6\bar{Y}_4},$$

where  $\bar{Y}_1, \bar{Y}_2, \bar{Y}_4, \bar{Y}_5$  and  $\bar{Y}_6$  were defined in Subsection 3.1.

**Remark 3.1.** Since case  $a \neq b$  was studied extensively in Vila et al. (2024), from now on we will focus our study on case  $a = b$ .

## 4 Asymptotic behavior of estimators

Let  $Y_1, \dots, Y_n$  be a random sample of size  $n$  from the variable  $Y$  with PDF (1). If we further let  $\bar{\mathbf{Y}} = (\bar{Y}_1, \bar{Y}_2, \bar{Y}_3, \bar{Y}_4, \bar{Y}_5, \bar{Y}_6)^\top$  and  $\mathbf{Y} = (Y_1^*, Y_2^*, Y_3^*, Y_4^*, Y_5^*, Y_6^*)^\top$ , with  $\bar{Y}_i, i = 1, \dots, 6$ , as given in Subsection 3.1 and

$$Y_1^* = \log(Y), \quad Y_2^* = \frac{T''(Y)}{T'(Y)} Y Y_1^*, \quad Y_3^* = \frac{T'(Y)}{1 + T(Y)} Y Y_1^*, \quad Y_4^* = \frac{T'(Y)}{T(Y)} Y Y_1^*, \quad Y_5^* = T'(Y) Y Y_1^*, \quad Y_6^* = T(Y), \quad (12)$$

then, by applying strong law of large numbers, we have

$$\bar{\mathbf{Y}} \xrightarrow{\text{a.s.}} \mathbb{E}(\mathbf{Y}),$$

where “ $\xrightarrow{\text{a.s.}}$ ” denotes almost sure convergence. Hence, continuous-mapping theorem gives,

$$\hat{\sigma} = g_1(\bar{\mathbf{Y}}) \xrightarrow{\text{a.s.}} g_1(\mathbb{E}(\mathbf{Y})) \quad \text{and} \quad \hat{\mu} = g_2(\bar{\mathbf{Y}}) \xrightarrow{\text{a.s.}} g_2(\mathbb{E}(\mathbf{Y})), \quad (13)$$

with

$$g_1(y_1, y_2, y_3, y_4, y_5, y_6) = \frac{\left(1 + \sum_{i=1}^3 y_i - y_4\right) (1 - y_6) + y_5}{2 \left(1 + \sum_{i=1}^3 y_i - y_4\right) y_6}$$

$$+ \frac{\sqrt{\left[\left(1 + \sum_{i=1}^3 y_i - y_4\right) (1 - y_6) + y_5\right]^2 + 4 \left(1 + \sum_{i=1}^3 y_i - y_4\right) y_6 \left[\left(1 + \sum_{i=1}^3 y_i - y_4\right) - y_4\right]}}{2 \left(1 + \sum_{i=1}^3 y_i - y_4\right) y_6} \quad (14)$$

and

$$g_2(y_1, y_2, y_3, y_4, y_5, y_6) \equiv \frac{1 + \sum_{i=1}^3 y_i - y_4}{g_1(y_1, y_2, y_3, y_4, y_5, y_6) y_5 - y_4}. \quad (15)$$

Furthermore, by Central limit theorem,

$$\sqrt{n}[\bar{\mathbf{Y}} - \mathbb{E}(\mathbf{Y})] \xrightarrow{\mathcal{D}} N_6(\mathbf{0}, \boldsymbol{\Sigma}),$$

where  $\boldsymbol{\Sigma}$  denotes the covariance matrix of  $\mathbf{Y}$  and “ $\xrightarrow{\mathcal{D}}$ ” means convergence in distribution. So, delta method provides

$$\sqrt{n} \left[ \begin{pmatrix} \hat{\mu} \\ \hat{\sigma} \end{pmatrix} - \begin{pmatrix} g_2(\mathbb{E}(\mathbf{Y})) \\ g_1(\mathbb{E}(\mathbf{Y})) \end{pmatrix} \right] \xrightarrow{\mathcal{D}} N_2(\mathbf{0}, \mathbf{A}\boldsymbol{\Sigma}\mathbf{A}^\top), \quad (16)$$

with  $\mathbf{A}$  being the partial derivatives matrix defined as

$$\mathbf{A} = \left( \begin{array}{cccccc} \frac{\partial g_2(\mathbf{y})}{\partial y_1} & \frac{\partial g_2(\mathbf{y})}{\partial y_2} & \frac{\partial g_2(\mathbf{y})}{\partial y_3} & \frac{\partial g_2(\mathbf{y})}{\partial y_4} & \frac{\partial g_2(\mathbf{y})}{\partial y_5} & \frac{\partial g_2(\mathbf{y})}{\partial y_6} \\ \frac{\partial g_1(\mathbf{y})}{\partial y_1} & \frac{\partial g_1(\mathbf{y})}{\partial y_2} & \frac{\partial g_1(\mathbf{y})}{\partial y_3} & \frac{\partial g_1(\mathbf{y})}{\partial y_4} & \frac{\partial g_1(\mathbf{y})}{\partial y_5} & \frac{\partial g_1(\mathbf{y})}{\partial y_6} \end{array} \right) \Bigg|_{\mathbf{y}=\mathbb{E}(\mathbf{Y})}.$$

For simplicity of presentation, we do not present the partial derivatives of  $g_j$ ,  $j = 1, 2$ , here.

Note that, in (13) and (16) it is extremely complicated to analytically calculate  $g_j(\mathbb{E}(\mathbf{Y}))$ ,  $j = 1, 2$ , for general generators  $T$ , so a numerical analysis for this calculation is required. In the case that  $g_1(\mathbb{E}(\mathbf{Y})) = \sigma$  and  $g_2(\mathbb{E}(\mathbf{Y})) = \mu$ , from (13) we obtain the strong consistency of the estimators  $\hat{\sigma}$  and  $\hat{\mu}$ . The following result shows that for generators of type  $T(x) = x^{-s}$ , for some  $s \neq 0$ , the strong consistency property of the estimators  $\hat{\sigma}$  and  $\hat{\mu}$  is satisfied.

**Theorem 4.1.** If  $T(x) = x^{-s}$ , for some  $s \neq 0$ , then  $g_1(\mathbb{E}(\mathbf{Y})) = \sigma$  and  $g_2(\mathbb{E}(\mathbf{Y})) = \mu$ .

*Proof.* Note that the stochastic representation in (6) can be expressed as

$$Y \stackrel{\mathcal{D}}{=} (1 - B)Z_1^{-1/s} + BZ_2^{-1/s},$$

where  $B \sim \text{Bernoulli}(1/(\sigma + 1))$  is independent of  $Z_1$  and  $Z_2$ , such that  $Z_j \sim \text{Gamma}(\mu + j - 1, 1/(\mu\sigma))$ ,  $j = 1, 2$ . By using the identities  $T'(x) = -sx^{-s-1}$  and  $T''(x) = s(s + 1)x^{-s-2}$ , and the above stochastic representation, the statistics  $Y_k^*$ ,  $k = 1, \dots, 6$ , given in (12), can be written as

$$Y_1^* \stackrel{\mathcal{D}}{=} -\frac{1}{s}[(1 - B)\log(Z_1) + B\log(Z_2)],$$

$$Y_2^* \stackrel{\mathcal{D}}{=} -(s + 1)Y_1^*,$$

$$Y_3^* \stackrel{\mathcal{D}}{=} \frac{(1 - B)Z_1 \log(Z_1) + BZ_2 \log(Z_2)}{1 + (1 - B)Z_1 + BZ_2},$$

$$Y_4^* \stackrel{\mathcal{D}}{=} -sY_1^*,$$

$$Y_5^* \stackrel{\mathcal{D}}{=} (1 - B)Z_1 \log(Z_1) + BZ_2 \log(Z_2),$$

$$Y_6^* \stackrel{\mathcal{D}}{=} (1 - B)Z_1 + BZ_2.$$

Consequently, by employing the well-known identities  $\mathbb{E}[\log(Z_j)] = \psi^{(0)}(\mu + j - 1) - \log(\mu\sigma)$ ,  $\mathbb{E}[Z_j \log(Z_j)] = [(\mu + j - 1)/(\mu\sigma)][\psi^{(0)}(\mu + j) - \log(\mu\sigma)]$ ,  $j = 1, 2$ , and  $\psi^{(0)}(z + 1) = \psi^{(0)}(z) + 1/z$ , we get

$$\mathbb{E}(Y_1^*) = -\frac{1}{s} \left[ \psi^{(0)}(\mu) - \log(\mu\sigma) + \frac{1}{\mu(\sigma + 1)} \right],$$

$$\mathbb{E}(Y_2^*) = \frac{s + 1}{s} \left[ \psi^{(0)}(\mu) - \log(\mu\sigma) + \frac{1}{\mu(\sigma + 1)} \right],$$

$$\mathbb{E}(Y_3^*) = \frac{1}{\sigma + 1} \left[ \psi^{(0)}(\mu) - \log(\mu\sigma) + \frac{1}{\mu} \right],$$

$$\mathbb{E}(Y_4^*) = \psi^{(0)}(\mu) - \log(\mu\sigma) + \frac{1}{\mu(\sigma + 1)},$$

$$\mathbb{E}(Y_5^*) = \frac{1}{\sigma + 1} \left( 1 + \frac{\mu + 1}{\mu\sigma} \right) \left[ \psi^{(0)}(\mu) - \log(\mu\sigma) + \frac{1}{\mu} \right] + \frac{1}{\mu\sigma(\sigma + 1)},$$

$$\mathbb{E}(Y_6^*) = \frac{1}{\sigma + 1} \left( 1 + \frac{\mu + 1}{\mu\sigma} \right).$$

Hence, by using the definition of  $g_1$  and  $g_2$ , given in (14) and (15), respectively, a simple observation shows that

$$g_1(\mathbb{E}(\mathbf{Y})) = g_1((\mathbb{E}(Y_1^*), \mathbb{E}(Y_2^*), \mathbb{E}(Y_3^*), \mathbb{E}(Y_4^*), \mathbb{E}(Y_5^*), \mathbb{E}(Y_6^*))^\top) = \sigma$$



and

$$g_2(\mathbb{E}(\mathbf{Y})) = g_2((\mathbb{E}(Y_1^*), \mathbb{E}(Y_2^*), \mathbb{E}(Y_3^*), \mathbb{E}(Y_4^*), \mathbb{E}(Y_5^*), \mathbb{E}(Y_6^*))^\top) = \mu.$$

This completes the proof.  $\square$

## 5 Closed-form estimators of Table 1

In this section, we provide closed-form estimators for the parameters that index the distributions of Table 1. We use the notation  $\hat{\sigma}$  stated in (10), which for ease of reading we make available again in this section:

$$\hat{\sigma} = \frac{\bar{Z}(1 - \bar{Y}_6) + \bar{Y}_5 + \sqrt{[\bar{Z}(1 - \bar{Y}_6) + \bar{Y}_5]^2 + 4\bar{Z}\bar{Y}_6(\bar{Z} - \bar{Y}_4)}}{2\bar{Z}\bar{Y}_6}, \quad (17)$$

where  $\bar{Z}$ ,  $\bar{Y}_4$ ,  $\bar{Y}_5$  and  $\bar{Y}_6$  were defined in Subsection 3.1.

**1 Weighted Lindley distribution.** By considering the parameters  $\mu = \phi$ ,  $\sigma = \lambda/\phi$  and generator  $T(x) = x$  of the weighted Lindley distribution, given in Table 1, from (10) and (11) the closed-form estimators for  $\phi$  and  $\lambda$  are given by

$$\hat{\phi} = \frac{\bar{Z}}{\hat{\sigma}\bar{Y}_5 - \bar{Y}_4} \quad (18)$$

and

$$\hat{\lambda} = \frac{\hat{\sigma}\bar{Z}}{\hat{\sigma}\bar{Y}_5 - \bar{Y}_4}, \quad (19)$$

respectively. Here,  $\hat{\sigma}$  is as given in (17), with

$$\bar{Z} = 1 + \frac{1}{n} \sum_{i=1}^n \frac{Y_i \log(Y_i)}{1 + Y_i},$$

$$\bar{Y}_4 = \frac{1}{n} \sum_{i=1}^n \log(Y_i),$$

$$\bar{Y}_5 = \frac{1}{n} \sum_{i=1}^n Y_i \log(Y_i),$$

$$\bar{Y}_6 = \frac{1}{n} \sum_{i=1}^n Y_i.$$

We emphasize that estimators  $\hat{\lambda}$  and  $\hat{\phi}$  for the weighted Lindley distribution have appeared in reference [Kim and Jang \(2021\)](#).

**2 Weighted inverse Lindley distribution.** By considering the parameters  $\mu = \phi$ ,  $\sigma = \lambda/\phi$  and generator  $T(x) = 1/x$  of the weighted inverse Lindley distribution, given in Table 1, from (10) and (11) the closed-form estimators for  $\lambda$  and  $\phi$  have the same form of the estimators given in (19) and (18), where

$$\bar{Z} = 1 - \frac{1}{n} \sum_{i=1}^n \frac{Y_i^{-1} \log(Y_i)}{1 + Y_i^{-1}},$$

$$\bar{Y}_4 = -\frac{1}{n} \sum_{i=1}^n \log(Y_i),$$

$$\bar{Y}_5 = -\frac{1}{n} \sum_{i=1}^n Y_i^{-1} \log(Y_i),$$

$$\bar{Y}_6 = \frac{1}{n} \sum_{i=1}^n Y_i^{-1}.$$

**3 New weighted exponentiated Lindley distribution.** By considering the parameters  $\mu = \phi$ ,  $\sigma = \lambda/\phi$  and generator  $T(x) = \log(x + 1)$  of new weighted exponentiated Lindley distribution, given in Table 1, from (10) and (11) the closed-form estimators for  $\lambda$  and  $\phi$  have the same form of the estimators given in (19) and (18), where

$$\bar{Z} = 1 + \frac{1}{n} \sum_{i=1}^n \log(Y_i) - \frac{1}{n} \sum_{i=1}^n \frac{Y_i \log(Y_i)}{Y_i + 1} + \frac{1}{n} \sum_{i=1}^n \frac{Y_i \log(Y_i)}{(Y_i + 1)(1 + \log(Y_i + 1))} - \bar{Y}_4,$$

$$\bar{Y}_4 = \frac{1}{n} \sum_{i=1}^n \frac{Y_i \log(Y_i)}{(Y_i + 1) \log(Y_i + 1)},$$

$$\bar{Y}_5 = \frac{1}{n} \sum_{i=1}^n \frac{Y_i \log(Y_i)}{Y_i + 1},$$

$$\bar{Y}_6 = \frac{1}{n} \sum_{i=1}^n \log(Y_i + 1).$$

**4 New weighted log-Lindley distribution.** By considering the parameters  $\mu = \phi$ ,  $\sigma = \lambda/\phi$  and generator  $T(x) = \exp(x) - 1$  of new weighted log-Lindley distribution, given in Table 1, from (10) and (11)

the closed-form estimators for  $\lambda$  and  $\phi$  have the same form of the estimators given in (19) and (18), where

$$\bar{Z} = 1 + \frac{1}{n} \sum_{i=1}^n \log(Y_i) + \frac{2}{n} \sum_{i=1}^n Y_i \log(Y_i) - \bar{Y}_4,$$

$$\bar{Y}_4 = \frac{1}{n} \sum_{i=1}^n \frac{\exp(Y_i) Y_i \log(Y_i)}{\exp(Y_i) - 1},$$

$$\bar{Y}_5 = \frac{1}{n} \sum_{i=1}^n \exp(Y_i) Y_i \log(Y_i),$$

$$\bar{Y}_6 = \frac{1}{n} \sum_{i=1}^n \exp(Y_i) - 1.$$

**5 Weighted Nakagami distribution.** By considering the parameters  $\mu = m$ ,  $\sigma = 1/\Omega$  and generator  $T(x) = x^2$  of new weighted Nakagami distribution, given in Table 1, from (10) and (11) the closed-form estimators for  $\Omega$  and  $m$  are given by

$$\hat{\Omega} = \frac{2\bar{Z}\bar{Y}_6}{\bar{Z}(1 - \bar{Y}_6) + \bar{Y}_5 + \sqrt{[\bar{Z}(1 - \bar{Y}_6) + \bar{Y}_5]^2 + 4\bar{Z}\bar{Y}_6(\bar{Z} - \bar{Y}_4)}}, \quad (20)$$

and

$$\hat{m} = \frac{\hat{\Omega}\bar{Z}}{\bar{Y}_5 - \hat{\Omega}\bar{Y}_4}, \quad (21)$$

respectively, where

$$\bar{Z} = 1 + \frac{2}{n} \sum_{i=1}^n \frac{Y_i^2 \log(Y_i)}{1 + Y_i^2},$$

$$\bar{Y}_4 = \frac{2}{n} \sum_{i=1}^n \log(Y_i),$$

$$\bar{Y}_5 = \frac{2}{n} \sum_{i=1}^n Y_i^2 \log(Y_i),$$

$$\bar{Y}_6 = \frac{1}{n} \sum_{i=1}^n Y_i^2.$$

**6 Weighted inverse Nakagami distribution.** By considering the parameters  $\mu = m$ ,  $\sigma = 1/\Omega$  and generator  $T(x) = 1/x^2$  of weighted inverse Nakagami distribution, given in Table 1, from (10) and (11) the

closed-form estimators for  $\Omega$  and  $m$  have the same form of the estimators given in (20) and (21), where

$$\bar{Z} = 1 - \frac{2}{n} \sum_{i=1}^n \frac{Y_i^{-2} \log(Y_i)}{1 + Y_i^{-2}},$$

$$\bar{Y}_4 = -\frac{2}{n} \sum_{i=1}^n \log(Y_i),$$

$$\bar{Y}_5 = -\frac{2}{n} \sum_{i=1}^n Y_i^{-2} \log(Y_i),$$

$$\bar{Y}_6 = \frac{1}{n} \sum_{i=1}^n Y_i^{-2}.$$

**7 New weighted exponentiated Nakagami distribution.** By considering the parameters  $\mu = m$ ,  $\sigma = 1/\Omega$  and generator  $T(x) = \log(x^2 + 1)$  of new weighted exponentiated Nakagami distribution, given in Table 1, from (10) and (11) the closed-form estimators for  $\Omega$  and  $m$  have the same form of the estimators given in (20) and (21), where

$$\bar{Z} = 1 + \frac{1}{n} \sum_{i=1}^n \log(Y_i) - \frac{1}{n} \sum_{i=1}^n \frac{(Y_i^2 - 1) \log(Y_i)}{Y_i^2 + 1} + \frac{2}{n} \sum_{i=1}^n \frac{Y_i^2 \log(Y_i)}{(Y_i^2 + 1)(1 + \log(Y_i^2 + 1))} - \bar{Y}_4,$$

$$\bar{Y}_4 = \frac{2}{n} \sum_{i=1}^n \frac{Y_i^2 \log(Y_i)}{(Y_i^2 + 1) \log(Y_i^2 + 1)},$$

$$\bar{Y}_5 = \frac{2}{n} \sum_{i=1}^n \frac{Y_i^2 \log(Y_i)}{Y_i^2 + 1},$$

$$\bar{Y}_6 = \frac{1}{n} \sum_{i=1}^n \log(Y_i^2 + 1).$$

**8 New weighted log-Nakagami distribution.** By considering the parameters  $\mu = m$ ,  $\sigma = 1/\Omega$  and generator  $T(x) = \exp(x^2) - 1$  of new weighted log-Nakagami distribution, given in Table 1, from (10) and (11) the closed-form estimators for  $\Omega$  and  $m$  have the same form of the estimators given in (20) and (21),

where

$$\bar{Z} = 1 + \frac{2}{n} \sum_{i=1}^n \log(Y_i) + \frac{4}{n} \sum_{i=1}^n Y_i^2 \log(Y_i) - \bar{Y}_4,$$

$$\bar{Y}_4 = \frac{2}{n} \sum_{i=1}^n \frac{\exp(Y_i^2) Y_i^2 \log(Y_i)}{\exp(Y_i^2) - 1},$$

$$\bar{Y}_5 = \frac{2}{n} \sum_{i=1}^n \exp(Y_i^2) Y_i^2 \log(Y_i),$$

$$\bar{Y}_6 = \frac{1}{n} \sum_{i=1}^n \exp(Y_i^2) - 1.$$

## 6 Simulation study

In this section, we carry out a Monte Carlo simulation study for evaluating the performance of the proposed estimators. For illustrative purposes, we only present the results for the weighted Lindley distribution (the results for other distributions are similar and then omitted here). As the estimators in 5 are biased (Ramos et al., 2016), we then propose a bootstrap bias-reduced version of these proposed ML estimators as

$$\hat{\theta}^* = 2\hat{\theta} - \frac{1}{B} \sum_{b=1}^B \hat{\theta}^{(b)},$$

where  $\hat{\theta} \in \{\hat{\Omega}, \hat{m}, \hat{\beta}, \hat{\alpha}, \hat{\tau}^2, \hat{\nu}\}$ ,  $B$  is the number of bootstrap replications, and  $\hat{\theta}^{(b)}$  is the  $b$ -th bootstrap replicate from the  $b$ -th bootstrap sample. We study the performance of the proposed bootstrap bias-reduced estimators by computing the relative bias (RB) and root mean square error (RMSE), as

$$\widehat{\text{RB}}(\hat{\theta}^*) = \left| \frac{\frac{1}{N} \sum_{i=1}^N \hat{\theta}^{*(i)} - \theta}{\theta} \right|, \quad \widehat{\text{RMSE}}(\hat{\theta}^*) = \sqrt{\frac{1}{N} \sum_{i=1}^N (\hat{\theta}^{*(i)} - \theta)^2},$$

where  $\theta$  and  $\hat{\theta}^{*(i)}$  are the true parameter value and its  $i$ -th bootstrap bias-reduced estimate, and  $N$  is the number of Monte Carlo replications.

The simulation scenario considers the following setting:  $n \in \{20, 50, 100, 200, 400, 1000\}$ ;  $\phi \in \{0.5, 1, 3, 5, 9\}$ , and  $\lambda = 1$ , with  $N = 1,000$  and  $B = 200$  Monte Carlo and bootstrap replications, respectively, for each sample size. The R software was used to do all numerical calculations; see <http://cran.r-project.org>.

The ML estimation results for the considered weighted Lindley distribution are presented in Figures 1 and 2. We observe that both RBs and RMSEs approach zero as  $n$  grows. Figure 3 presents the execution times of the Monte Carlo simulations for the sample sizes considered. From Figure 3, we observe that on average, the 1,000 replicates do not take more than 24 seconds to produce the results. In short, the proposed bootstrap bias-reduced ML estimators may be good options for estimating the parameters associated with the distributions studied in this manuscript.

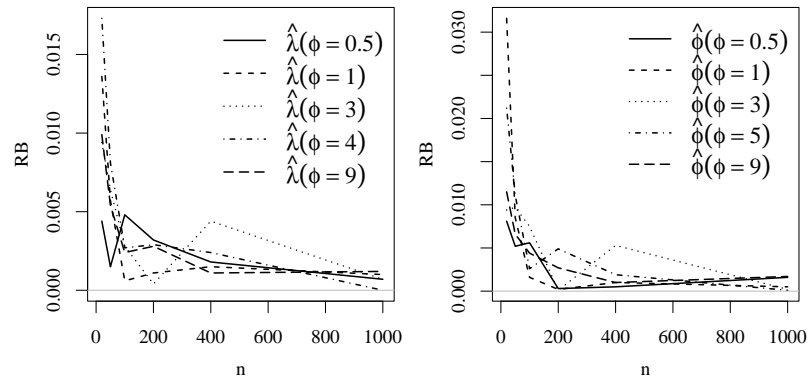


Figure 1: Empirical RB of the ML estimators for the weighted Lindley distribution.

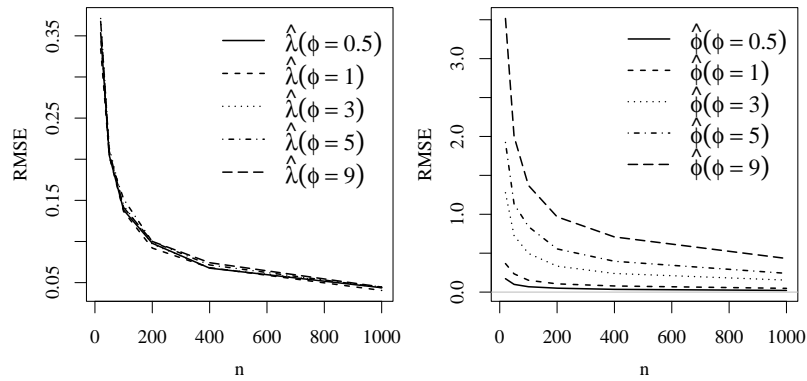


Figure 2: Empirical RMSE of the ML estimators for the weighted Lindley distribution.

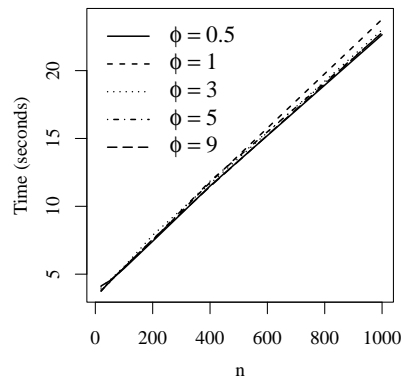


Figure 3: Empirical time of the ML estimators for the weighted Lindley distribution.

**Acknowledgements** This study was financed in part by the Coordenação de Aperfeiçoamento de Pessoal de Nível Superior - Brasil (CAPES) - Finance Code 001.

**Disclosure statement** There are no conflicts of interest to disclose.

## References

- Bebbington, M., Lai, C. D. and Zitikis, R. 2007. "A flexible Weibull extension." *Reliability Engineering & System Safety* 92:719–726.
- Bernardo, J. M. and Smith, A. F. M. 1993. *Bayesian Theory*, Wiley.
- Burr, I. W. 1942. "Cumulative frequency functions." *Annals of Mathematical Statistics* 13(2):215–232.
- Cook, J. D. 2008. *Inverse gamma distribution*, Online: <http://www.johndcook.com/inversegamma.pdf>, Technical. Report.
- Cheng, J. and Beaulieu, N. C. 2001. "Maximum-likelihood based estimation of the Nakagami m parameter." *IEEE Communications Letters* 5(3):101–103.
- Cheng, J. and Beaulieu, N. C. 2002. "Generalized moment estimators for the Nakagami fading parameter." *IEEE Communications Letters* 6(4):144–146.
- Dagum, C. 1975. "A model of income distribution and the conditions of existence of moments of finite order." *Bulletin of the International Statistical Institute. (Proceedings of the 40th Session of the ISI, Contributed Paper)* 46:199–205.
- Dunbar, R. C. 1982. "Deriving the Maxwell Distribution". *Journal of Chemical Education* 59:22–23.
- Gompertz, B. 1825. "On the nature of the function expressive of the law of human mortality and on the new model of determining the value of life contingencies." *Philosophical Transactions of the Royal Society of London* 115:513–585.
- Johnson, N. L., Kotz, S. and Balakrishnan, N. 1994. *Continuous Univariate Distributions*. New York: John Wiley & Sons.
- Khan, M. S., Pasha, G. R. and Pasha, A. H. 2008. "Theoretical analysis of inverse Weibull distribution." *WSEAS Transactions on Mathematics* 7(2):30–38.
- Kim, H.-M. and Jang, Y.-H. 2021. "New closed-form estimators for weighted Lindley distribution." *Journal of the Korean Statistical Society* 50:580–606.
- Kim, H.-M., Kim, S., Jang, Y.-H. and Zhao, J. 2022. "New closed-form estimator and its properties." *Journal of the Korean Statistical Society* 51: 47–64.
- Laurenson, D. 1994. *Nakagami Distribution*. Indoor Radio Channel Propagation Modeling by Ray Tracing Techniques.
- Lee, M. and Gross, A. 1991. "Lifetime distributions under unknown environment." *Journal of Statistical Planning and Inference* 29:137–143.
- Nadarajah, S. and Kotz, S. 2005. "On some recent modifications of Weibull distribution." *IEEE Transactions on Reliability* 54:561–562.

- Nascimento, A. D. C., Bourguignon, M., Zea, L. M., Santos-Neto, M., Silva, R. B. and Cordeiro, G. M. 2014. "The gamma extended Weibull family of distributions." *Journal of Statistical Theory and Applications* 13(1):1–16.
- Nawa, V. M. and Nadarajah, S. 2014. "New Closed Form Estimators for the Beta Distribution." *Mathematics* 11:2799.
- Rahman, G., Mubeen, S., Rehman, A. and Naz, M. 2014. "On  $k$ -Gamma and  $k$ -Beta Distributions and Moment Generating Functions." *Journal of Probability and Statistics* 2014: Article ID 982013, 6 pages.
- Ramos, P. L., Louzada, F. and Ramos, E. 2016. "An Efficient, Closed-Form MAP Estimator for Nakagami-m Fading Parameter." *IEEE Communications Letters* 20(11):2328–2331.
- Rayleigh, J. W. S. 1880. "On the resultant of a large number of vibrations of the same pitch and of arbitrary phase." *Philosophical Magazine Series* 5(10):73–78.
- Stacy, E. W. 1962. "A Generalization of the Gamma Distribution." *Annals of Mathematical Statistics* 33(3):1187–1192.
- Tamae, H., Irie, K. and Kubokawa, T. 2020. "A score-adjusted approach to closed form estimators for the gamma and beta distributions." *Jpn. J. Stat. Data Sci.* 3:543–561.
- Vila, R., Nakano, E. and Saulo, H. 2024. "Closed-form estimators for an exponential family derived from likelihood equations." *Preprint, Arxiv, Disponibile at* <https://arxiv.org/pdf/2405.14509>.
- Xie, M., Tang, Y. and Goh, T. N. 2002. "A modified Weibull extension with bathtub-shaped failure rate function." *Reliability Engineering & System Safety* 76(3):279–285.
- Ye, Z-S. and Chen, N. 2017. "Closed-Form Estimators for the Gamma Distribution Derived from Likelihood Equations." *The American Statistician* 71: Issue 2.
- Zhao, J., Kim, S. and Kim, H.-M. 2021. "Closed-form estimators and bias-corrected estimators for the Nakagami distribution." *Mathematics and Computers in Simulation* 185:308–324.