

Rapid detection of gravitational waves from binary black hole mergers using sparse dictionary learning

Charles Badger^{*},¹ Rahul Srinivasan^{*},^{2,3,4,5} Alejandro Torres-Forné,^{6,7} Marie Anne Bizouard,³ José A. Font,^{6,7} Mairi Sakellariadou,¹ and Astrid Lamberts^{2,3}

¹*Theoretical Particle Physics and Cosmology Group, Physics Department, King's College London, University of London, Strand, London WC2R 2LS, United Kingdom*

²*Université Côte d'Azur, Observatoire de la Côte d'Azur, CNRS, Laboratoire Lagrange, Bd de l'Observatoire, F-06304 Nice, France**

³*Université Côte d'Azur, Observatoire de la Côte d'Azur, CNRS, Artemis, Bd de l'Observatoire, F-06304 Nice, France*

⁴*SISSA, Via Bonomea 265, 34136 Trieste, Italy and INFN Sezione di Trieste*

⁵*IFPU - Institute for Fundamental Physics of the Universe, Via Beirut 2, 34014 Trieste, Italy*

⁶*Departamento de Astronomía y Astrofísica, Universitat de València,*

Dr. Moliner 50, 46100 Burjassot (València), Spain

⁷*Observatori Astronòmic, Universitat de València,*

Catedrático José Beltrán 2, 46980 Paterna (València), Spain

(Dated: May 30, 2024)

Current gravitational wave (GW) detection pipelines for compact binary coalescence based on matched-filtering have reported over 90 confident detections during the first three observing runs of the LIGO-Virgo-KAGRA (LVK) detector network. Decreasing the latency of detection, in particular for future detectors anticipated to have high detection rates, remains an ongoing effort. In this paper, we develop and test a sparse dictionary learning (SDL) algorithm for the rapid detection of GWs. We evaluate the algorithm's biases and estimate its GW detection rate for an astrophysical population of binary black holes. The SDL algorithm is assessed using both, simulated data injected into the proposed A+ detector sensitivity and real data containing confident detections from the third LVK observing run. We find that our SDL algorithm can reconstruct a single binary black hole signal in less than 1 s. This suggests that SDL could be regarded as a promising approach for rapid, efficient GW detection in future observing runs of ground-based detectors.

I. INTRODUCTION

The 2015 detection of gravitational wave (GW) source GW150914 marked a new era in physics, and signaled the rise of GW astrophysics [1]. Since then, more than 90 GW signals from compact binary coalescences (CBC) have been confidently detected with the Advanced LIGO [2] and Advanced Virgo [3] ground-based detector network [4, 5], recently having added KAGRA [6]. Detections are not only essential in understanding the properties of individual CBCs, but also their underlying populations in our local Universe. In the third observing run, it was found that the binary black hole (BBH) mass distribution has localized over- and under-densities relative to a power-law distribution with peaks emerging at chirp masses of $8.3_{-0.5}^{+0.3} M_{\odot}$ and $27.9_{-1.8}^{+1.9} M_{\odot}$, with a merger rate proportional to $(1+z)^{\kappa}$ where $\kappa = 2.9_{-1.8}^{+1.7}$ for redshift $z < 1$ [7].

A number of detection pipelines have been developed to statistically determine the likelihood of the presence of a GW signal in detector data - most notably the GstLAL [8], MBTA [9], PyCBC [10], IAS [11], SPIIR [12],

and cWB [13] pipelines. Most CBC pipelines are based on matched-filtering in which incoming GWs are cross-correlated to pre-computed signal templates (or waveform approximants) for given source parameters (see e.g. [14]). Despite their many strengths, development of faster, more computationally efficient procedures to search for GW signals in data grows increasingly important as data volume increases. More recently, machine learning methods and artificial intelligence techniques have been developed to improve GW detection prospects (see e.g. [15–17] for specific proposals and [18–21] for reviews on applications of machine learning in GW astronomy).

In this study we apply one such machine learning approach – sparse dictionary learning (SDL) – to investigate the viability of this method to detecting CBCs buried in the strain data of ground-based detectors. Our work builds on the study initiated in [22] where SDL was first employed to detect signals from massive black hole binary mergers in the presence of foreground noise due to Galactic binaries with LISA. A salient feature of the analysis reported here is that its focus is on the prospects of detecting GW signals from an astrophysical population of BBH mergers simulated from the catalog of mergers produced in [23]. For completeness, we also evaluate the intrinsic performance of our SDL algorithm when con-

* Authors contributed equally.

sidering a population of BBH mergers with a flat prior over a broader range of parameters. We use only single-detector data and the dictionary is trained with simulated waveforms based on the `IMRPhenomD` approximant from the `PyCBC` library [24]. The performance of our SDL algorithm is evaluated by injecting the data into the simulated sensitivity of the proposed A+ detector [25] and also using real data containing confident detections from the third LVK observing run.

Our study indicates that SDL is an encouraging technique to detect BBH signals buried in detector data. The relatively few training signals needed to create a dictionary and its quick reconstruction speed make SDL a potentially ideal approach for a rapid and computationally efficient detection pipeline. We are able to reconstruct injected waveforms in simulated A+ noise [25] and those corresponding to real O3b confident events with $\text{FAR} \leq 12/\text{yr}$, each within less than 1 s. These results suggest that the development of an SDL-based, full-fledged detection pipeline for ground-based GW interferometers is worth pursuing.

The rest of the paper is organised as follows. In Sec. II we describe the methodology used to access the dictionary approach where in Sec. IIA we first introduce the dictionary learning approach to be applied to astrophysical populations described in Sec. IIB. We present our results in Sec. III. Lastly, we discuss further prospects of the dictionary learning approach and summarize our findings in Sec. IV.

II. METHODOLOGY

A. Sparse Dictionary Learning

The development of algorithms for the sparse reconstruction of a signal over a dictionary has received significant interest in the last decades [26–28]. This approach is an alternative to more traditional signal representations based on Fourier decomposition, wavelets, chirplets, or warplets. The use of SDL for GW data analysis was first introduced in [29]. It has since been applied in a number of subsequent works in the field of GW astronomy [22, 30–33]. Following [29] we model the detector strain, $s(t)$, as a superposition of the CBC signal $h(t)$ and the detector noise $n(t)$:

$$s(t) = h(t) + n(t). \quad (1)$$

The objective of SDL [34, 35] is to find a sparse vector α that reconstructs the true signal h as a linear combination of columns of a preset matrix \mathbf{D} , called dictionary,

$$h \sim \mathbf{D}\alpha. \quad (2)$$

The columns of the dictionary, called atoms, can be a set of prototype signals, like Fourier basis or wavelets, or one can design the dictionary to fit a given set of GW templates. In our study, those signals are BBH waveforms.

The loss function is expressed as

$$J(h) = \|s - h\|_{L_2}^2 + \lambda \mathcal{R}(h), \quad (3)$$

and searches for a solution that minimises $J(h)$ in the time domain, where $\|\cdot\|_{L_2}$ is the L_2 norm [36, 37]. The first term in the loss function, often referred to as the *error term*, measures how well the solution fits the data, while the regularisation term $\mathcal{R}(h)$ captures any imposed constraints. The regularisation parameter λ tunes the weight of the regularisation term relative to the error term; it is a hyperparameter of the optimisation process.

We apply a learning process where the dictionary is trained to fit a given set of signals. For our CBC signals the waveforms are aligned at the strain maximum (i.e. at the time of merger for each signal) and divided into patches, with the number of patches (p) much larger than the length of each patch (w). To train the dictionary we consider both the sparse vector α and the dictionary \mathbf{D} as variables:

$$\alpha_\lambda, \mathbf{D}_\lambda = \underset{\alpha, \mathbf{D}}{\text{argmin}} \left\{ \frac{1}{w} \sum_{i=1}^p \|\mathbf{D}\alpha_i - x_i\|_{L_2}^2 + \lambda \|\alpha\|_{L_1} \right\}, \quad (4)$$

with x_i denoting the i -th training patch and vector sparsity imposed via the regularisation term $\mathcal{R}(h) = \|\alpha\|_{L_1}$, using the L_1 norm. We note that $\alpha_\lambda, \mathbf{D}_\lambda$ cannot be solved simultaneously unless the variables are considered separately as outlined in [38]. This is commonly called the “basis pursuit” [39, 40] or “least absolute shrinkage and selection operator” (LASSO) [41, 42] problem.

In our study we will be surveying a range of BBH signals with optimal signal-to-noise ratio (SNR) ρ_{opt} defined as

$$\rho_{\text{opt}} = \sqrt{\langle h|h \rangle}, \quad (5)$$

for a deterministic waveform h where

$$\langle x|y \rangle = 2 \int_0^\infty \frac{x(f)y^*(f) + x^*(f)y(f)}{S_n(f)} df, \quad (6)$$

and where $S_n(f)$ is the one-sided noise power spectral density (PSD) and symbol $*$ denotes complex conjugation. To measure the performance of a dictionary, we calculate the overlap between detector strain s and the recovered waveform h_r ,

$$\mathcal{O}(s, h_r) = \frac{\langle s|h_r \rangle}{\sqrt{\langle s|s \rangle \langle h_r|h_r \rangle}}. \quad (7)$$

The overlap \mathcal{O} can range between -1 and 1, with 1 reflecting perfectly matched signals, and -1 implying perfect anti-correlation. The overlap is widely used in the GW community for identifying transient CBC signals through matched filtering using waveform template banks [14, 43–45]. This calculation yields information on the quality of the signal reconstruction in the presence of detector noise.

B. BBH populations

The SDL algorithm is employed to reconstruct an astrophysical population of BBH mergers. To construct this population we use a year of observation based on the catalog of mergers described in the *default* model of [23]. The black holes have masses ranging from $5 M_{\odot}$ to $45 M_{\odot}$ from stars with metallicity between 1%-100% of the Solar metallicity, and a formation redshift between 0 to 8. Compared to other merger catalogs, this one is built on a comprehensive 3-dimensional model of the binary star formation rate in the Universe as a function of progenitor galaxy properties (mass and metallicity) and the redshift of formation. The efficiency in forming merging black holes is derived using the *default* prescription of the rapid binary evolution population synthesis code COSMIC (v3.4.0) [46]. The pair-instability supernova mechanism in massive stars enforces the upper mass limit. Moreover, BBHs formed from isolated binary evolution tend to favor equal mass ratio systems. We note that the local astrophysical merger rate of the catalog is higher than that quoted by the LVK Collaboration (see Fig. 5 in [23]).

We investigate our detection biases by evaluating the performance of the SDL algorithm with a flat-prior testing population of 150,000 BBH signals. Compared to the astrophysical population (and also the *training* population we use to optimize our dictionary hyperparameters; see below), the flat-prior explores a larger range in the black hole parameters: total mass $5 M_{\odot} \leq M_{\text{tot}} \leq 80 M_{\odot}$, redshift $0 \leq z \leq 8$, and mass ratio $1 \leq q \leq 5$. Establishing the method's robustness in detecting systems outside the training dataset validates that it does not overfit. Moreover, building a flat-prior population demonstrates the algorithm's performance in detecting GWs from BBHs outside the considered astrophysical population.

C. Dictionary optimisation

Optimal signal reconstruction quality can only be achieved after the hyperparameters of the dictionary have been determined, namely the patch length w , the number of patches p , and the regularisation parameter λ . As done in previous works [29], we define a suitable set of hyperparameters as one that yields the best results according to a given quality metric. Therefore, we manually check a large range of dictionaries, using the signal overlap as our quality metric, to find the best dictionary in this set for our purposes.

We first build a dictionary that attempts to reconstruct an underlying CBC signal in detector data using *noise-free* training signals. To this aim we generate 150 training BBH waveforms (or atoms) with uniformly distributed primary masses from $3 M_{\odot}$ to $60 M_{\odot}$, uniform random sky location, and uniformly distributed redshift from 0 to 8 to formulate our dictionary. All waveforms capture

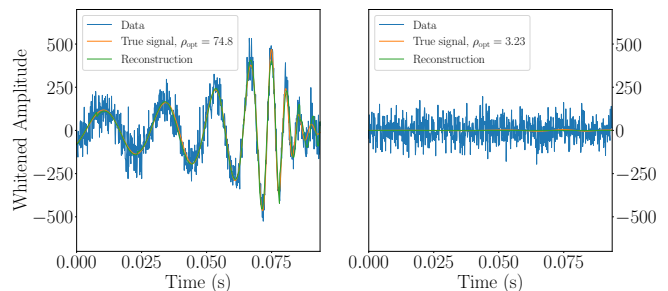


FIG. 1. Examples of signal reconstruction (green curve) using a trained dictionary for a given detector data (blue curve). The true GW signal (orange curve) present in the detector data is shown for comparison. In the two panels, we illustrate the reconstructions for different optimal SNRs ρ_{opt} (shown in legend). The stronger example is reconstructed with an overlap of 0.57 and the weaker one with an overlap of 0.21.

the merger, inspiral and ringdown of the signal projected in the LIGO Hanford detector lasting 0.375 s at sampling frequency $f_s = 8192$ Hz. They are generated using the waveform approximant IMRPhenomD as implemented in the PyCBC library [24]. These are then whitened using detector noise sensitivity and are then trained using Eq. (4) to create a learned dictionary.

We build dictionaries of patch length $w = [2, 2^9]$ in powers of 2 and number of patches $p = [w, 10w]$ in $0.5w$ intervals. This leads to a total of 171 dictionaries. Each of them takes between 5 s to 454 s to be created¹, increasing in time as patch length increases. Once a dictionary has been built, one must determine its performance quality using validation signals. Those comprise 25 CBC waveforms injected into detector noise. Finally, we reconstruct an additional set of 25 CBC testing signals over $\lambda = [10^{-6}, 10^{-1}]$, as done in previous works on SDL [22, 29–33]. The calibration of hyperparameter λ is particularly important as too large a value would result in a failure to reconstruct (returning mainly zeros) whereas too small a value would leave the input data unaltered. We use the overlap to determine the quality of reconstructed signals for different dictionaries, finding that the combination $w = 512$, $p = 1.5w = 768$, $\lambda = 10^{-4}$ gives the largest overlap. With this, we fix these hyperparameters for the rest of the study. Examples of BBH reconstructions are shown in Fig. 1. One can see that when the injected BBH waveform is sufficiently strong (left) the amplitude and the frequency content are well reconstructed. However, for the notably weaker signal shown on the right panel the waveform reconstruction closely approximates a flat line.

¹ Created using Intel E5-2698 v4 CPU model.

D. SDL detection pipeline

The flowchart plotted in Fig. 2 summarizes the various steps involved in our SDL detection pipeline. All testing data (flat prior and astrophysical prior populations) are designed to have the same observation time and sampling rate as the noise-free training signals. To compute the false alarm rate (FAR) of our single-detector analysis, i.e. the rate that a signal's reconstruction is sourced from noise, we consider datasets that include noise. The FAR is estimated as the fraction of noise-only data windows identified as CBC signal per unit of time using a long time period of detector noise. The FAR is limited by the observation period T_{obs} , being at best $1/T_{\text{obs}}$. For this study, we consider one month of data. Stationary, Gaussian detector noise can be simulated using the PyCBC module. In addition, noise from existing data is selected such that there are no confidently detected BBHs present in the chosen GPS time windows.

We then whiten the noisy data using the detector PSD, divide it into 0.375 s intervals and reconstruct the strain using a learned dictionary. The reconstruction quality between the inputted noisy data and their corresponding reconstructions is then calculated to formulate a noise distribution of a single, whitened detector noise. We compare the overlap of the reconstructed signal to the overlap distribution obtained with noise only data in order to estimate its significance.

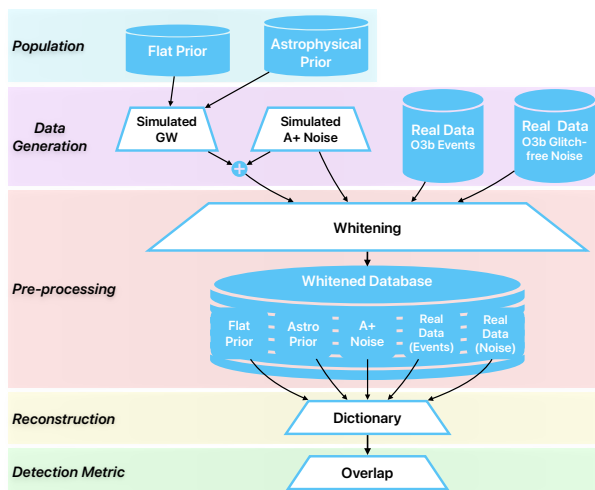


FIG. 2. Flowchart illustrating the procedures for analyzing the BBH populations (flat and astrophysical) and the real O3b data.

III. RESULTS

We now discuss our findings in this study. Once a suitable dictionary has been found (see Section II C) we survey two types of datasets. We first apply our SDL pipeline to a suite of BBH waveforms from an astrophysical population [23] and from a flat prior population, in both cases using the LIGO Hanford detector with A+ sensitivity, and then apply the method to current O3b LIGO Hanford detections.

A. BBH detection with simulated A+ sensitivity

We first analyze the detection prospects in the LIGO-Hanford detector with upgraded A+ sensitivity. We plot in Fig. 3 the overlap distributions for the two BBH populations considered. The various distributions shown correspond to different ranges in the optimal SNR of the

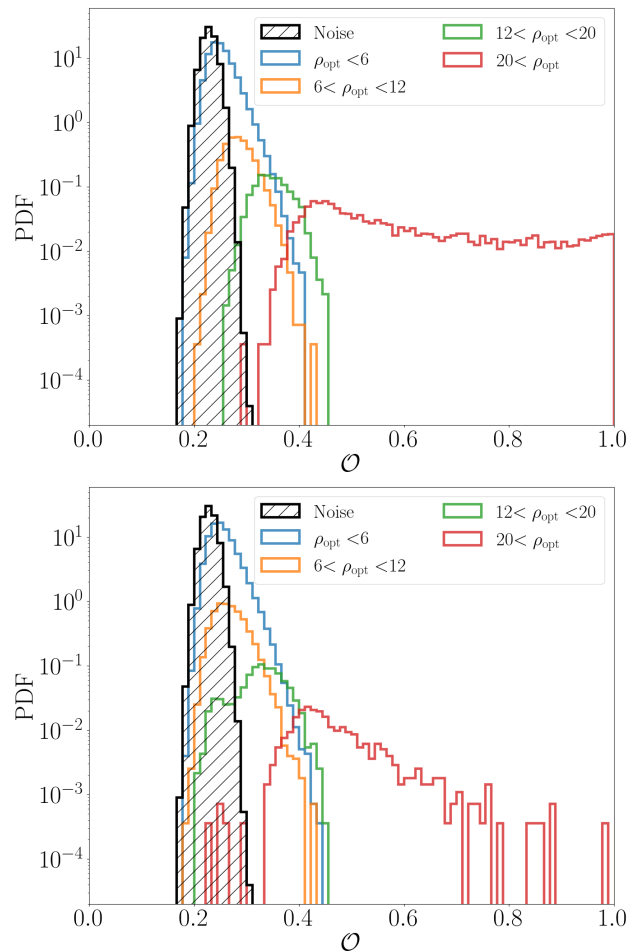


FIG. 3. Overlap distributions for the flat-prior (top) and astrophysical (bottom) populations in comparison to simulated A+ noise (black). The different colors in the distributions correspond to different ranges in the optimal SNR of the injected signals (as indicated in the legends).

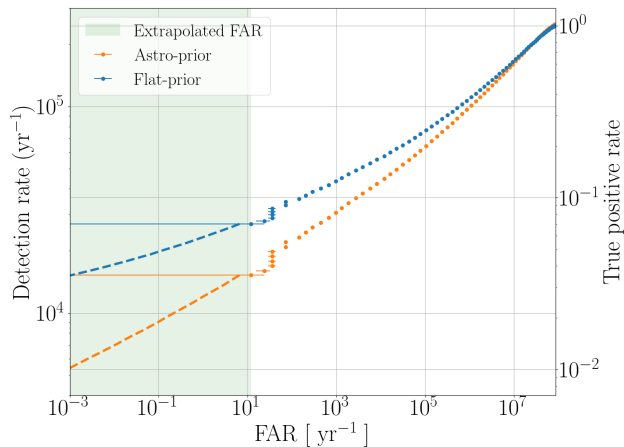


FIG. 4. Receiver Operating Characteristics of the dictionary for the two testing populations. We show, in orange (blue), the detection rate (true positive rate) along the primary (secondary) y-axis as a function of the FAR for events in the astrophysical (flat) prior testing dataset, considering the A+ sensitive Hanford detector. The shaded, green rectangle designates the extrapolated region.

injected signals. In addition, the normal distribution shown in black corresponds to the noise-only overlap. For both populations almost all injections with $\rho_{\text{opt}} > 20$ have overlaps beyond the detector noise. Both populations have similar overlap distributions up to $\rho_{\text{opt}} < 20$. However, beyond this SNR, the astrophysical distribution sharply falls, whereas the flat-prior population plateaus. The former is attributed to the dearth of high ρ_{opt} astrophysical events due to far fewer BBHs with increasing distance (and redshift). In contrast, the flat-prior distributes BBHs uniformly across distance and, hence, ρ_{opt} .

In Fig. 4 we show the Receiver Operating Curve (ROC) both for the astrophysical dataset (orange) and for the flat-prior dataset (blue), extrapolated down to $\text{FAR} = 10^{-3} \text{ yr}^{-1}$. The error bars in the two curves shown for values of FAR greater than 10 yr^{-1} are based on the simulated detector noise. The dashed lines in the green-shaded region show the extrapolation for smaller FAR values. The large error bars and the loss of smoothness near $\text{FAR} \approx 12 \text{ yr}^{-1}$ is an artifact of the low noise statistic at low FARs. The SDL method yields a single-detector detection rate of over 10^4 yr^{-1} with a $\text{FAR} \lesssim 1/\text{month}$. Moreover, we estimate to detect over 5000 events annually with a $\text{FAR} \lesssim 1/\text{Myr}$.

Fig. 5 displays a scatter plot of the overlap for both populations as a function of optimal SNR ρ_{opt} . One sees that irrespective of the dataset, injections with $\rho_{\text{opt}} \geq 15$ have a $\text{FAR} < 1/\text{month}$ (or $\mathcal{O}(s, h_r) \geq 0.35$). This corresponds to a confidence level of more than 5σ from the noise distribution, as depicted by the shaded grey regions. Therefore, injections in the LIGO Hanford detector with A+ sensitivity and $\rho_{\text{opt}} \geq 15$ will be confidently detected with our SDL pipeline. As expected, injecting signals of

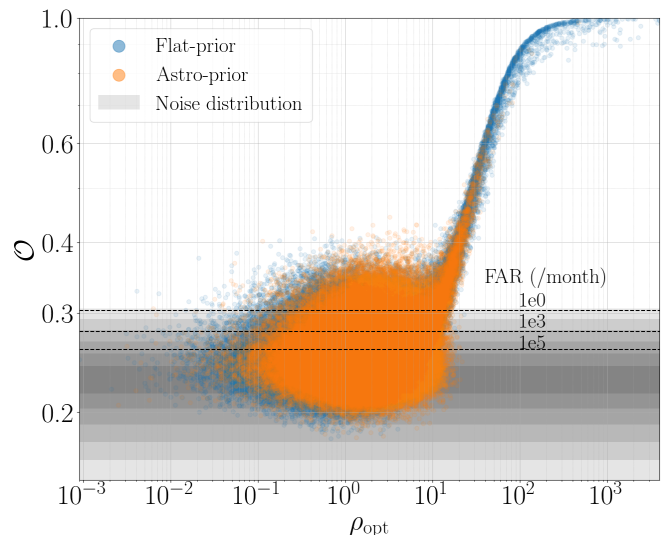


FIG. 5. Reconstructed overlap \mathcal{O} for both the astrophysical and flat prior populations as a function of injected SNR ρ_{opt} . The shaded grey regions in decreasing transparency correspond to the 1σ to 6σ regions of the noise distribution obtained with LIGO Hanford simulated data with the A+ sensitivity.

increasingly larger SNR improves reconstruction quality and detection prospects. A near perfect reconstruction $\mathcal{O}(s, h_r) \geq 0.95$ is achieved for injections with $\rho_{\text{opt}} \geq 100$.

ROCs for systems with different primary BBH masses are depicted in Fig. 6, to show the detection efficiency as a function of primary BH mass. Larger primary masses result in flatter ROC curves. This can be attributed to a combination of the GW SNR and frequency evolution as a function of BH mass. Larger primary mass systems generally have larger SNRs, with the merger and ringdown frequency in the more sensitive part of LIGO Hanford’s sensitivity curve. In addition, the frequency of the GW plays a role in reconstruction quality, as discussed above (cf. Fig. 1). Smaller mass systems are more difficult to reconstruct accurately due to the higher merger frequency - the predominantly sinusoidal signal within the 0.375 s of input data is difficult for our algorithm to distinguish in comparison to a chirping signal of higher mass systems. This suggests that our choice of dictionary is more catered to large mass BBH systems.

To discriminate between the effects of the SNR and the BH mass on the detection efficiency, and to also look at its effect on the detection rates of the astrophysical population, we plot in Fig. 7 the true positive rate (TPR) of a BBH system as function of its optimal SNR ρ_{opt} and its primary mass M_1 and mass ratio q . We observe that there is an optimal “spike” in detection efficiency for $M_1 \sim 40 M_\odot$ where all $\rho_{\text{opt}} \geq 12.5$ result in $\text{TPR} \geq 0.9$ for the astrophysical population. However, for the flat-prior population, this contour remains relatively constant for $M_1 \geq 20 M_\odot$. This is due to the astrophysical population consisting of many more (ap-

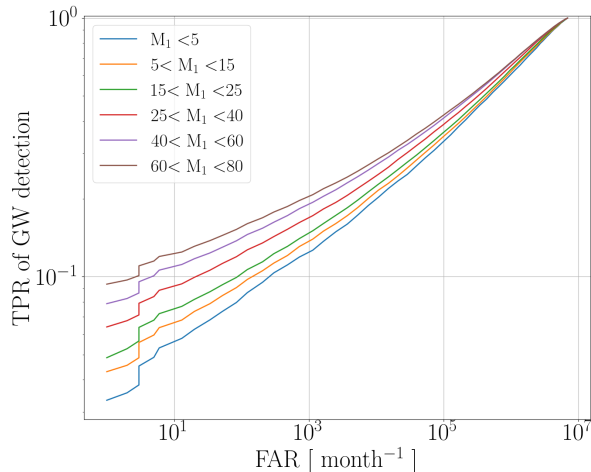


FIG. 6. Receiver operating characteristics of the dictionary for different primary black hole mass (M_1). The TPR is shown as a function of the FAR for events distributed in the flat-prior dataset, injected in the LIGO Hanford detector with A+ sensitivity.

proximately) $20 M_\odot - 20 M_\odot$ BBH systems than in the flat prior population, thus giving a “peak” detection preference at these approximate total masses. There is no preference for black hole mass ratio q ; a TPR ≥ 0.9 is found for $\rho_{\text{opt}} \geq 12.5$ for all mass ratios in the flat prior population. The best reconstructions in the astrophysical population were made for $q \sim 1$. These differences can be explained by the difference in studied populations and the trained population.

B. Detection of O3b BBH signals

We next apply our algorithm to the 35 confident event detections from the O3b observing run [5]. These are CBC events that have a probability of astrophysical origin $p_{\text{astro}} > 0.5$, based upon results of at least one of the LVK search pipelines. For each confident event, the detector data is processed in the same manner as for the astrophysical population testing set. We reconstruct waveform h_r from data s , and calculate the overlap. Approximately 2% of the calculated noise overlap distribution is greater than 0.4 - some of which are larger than O3b confident reconstruction results. These are sourced from the reconstruction of transient noise, or glitches, in measured detector data. Noise transients clearly present an issue in real data analysis. We use the Gravity Spy glitch catalogue [47] to remove identified glitches in the selected O3b data and use this filtered noise data for our FAR analysis. In Fig. 8 we plot the FAR curves of the noise distribution before and after glitch removal. As expected, the removal of glitch transients has a strong impact on detection

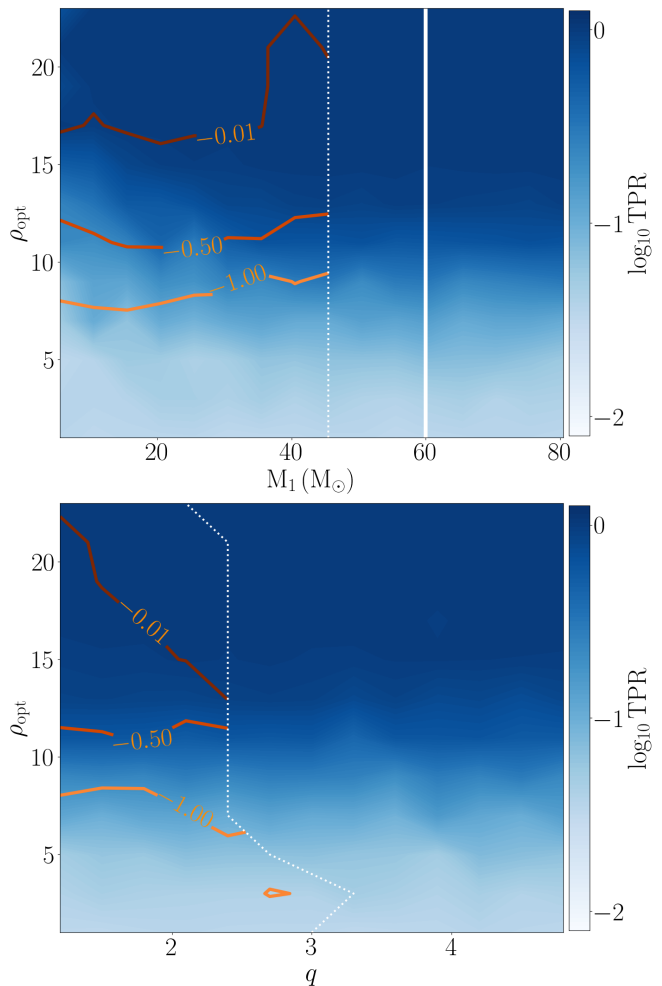


FIG. 7. True positive rate of detection at a FAR of 1/month as a function of injected SNR ρ_{opt} versus varying primary black hole mass M_1 (top) and black hole mass ratio q (bottom) in A+ sensitive LIGO-Hanford detector. The background colorplot represents the flat-prior test results and the iso-lines correspond to that of the astrophysical prior. The dotted white line represents the astrophysical population’s upper limit, hence the astrophysical iso-lines terminate at this limit. The solid white line represents the upper limit of the training dataset and falls outside the range of the testing datasets for the bottom plot (at $q = 6$).

prospects. O3b confident events that reconstructed with $\mathcal{O}(s, h_r) \geq 0.5$ had a FAR $\leq 1 \text{ month}^{-1}$ - namely events GW191204_171526, GW191230_180458, GW200202_154313, GW200216_220804, GW200225_060421 and GW200311_115853. Reconstruction of all 35 confident events took 24.6 s total on an AMD EPYC 7502 CPU using the `time` Python software package. These results suggest that using SDL to reconstruct BBHs from LIGO data is a promising, expedient detection method.

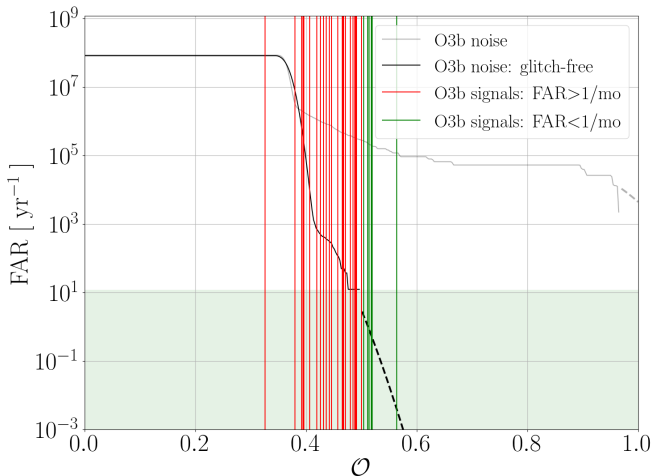


FIG. 8. O3b confident event reconstruction performance in comparison to O3b noise before and after glitch removal. The dashed lines represent the extrapolated FAR, and the shaded green region indicates FAR below 1/mo.

IV. DISCUSSION AND CONCLUSIONS

We have developed and tested a sparse dictionary learning (SDL) algorithm for the rapid detection of GWs from binary black hole mergers. Contrary to most detection pipelines of BBH systems currently operational in the LVK Collaboration, this approach does not rely on matched-filtering. To test our method, a suite of BBH systems from a realistic astrophysical population has been generated. Moreover, we have also built an additional set of BBH systems using a flat prior in order to test for potential biases in the design of the method. The SDL algorithm has been assessed using both, simulated data from the two BBH populations injected into the proposed A+ detector sensitivity *and* real data containing confident detections from the third LVK observing run.

A few important comments on the design of a SDL pipeline for waveform reconstruction and detection are in order. When designing a dictionary, one must decide what features of a waveform to attempt to reconstruct. Although we chose here to reconstruct the inspiral, merger and ringdown of *all* BBH waveforms of our datasets over 0.375 s of observation time to create a *single*, general-purpose dictionary, one could instead create dictionaries to search for specific features over different time-windows. For example, one could create different dictionaries, each focusing on separately reconstructing the inspiral, merger and ringdown phases of the waveform in detail respectively, as opposed to a single dictionary that reconstructs the entire GW. Building dictionaries is strongly driven by the content of the datasets - ensuring one has a sufficient amount of quality training data is critical to signal reconstruction success. Dictionaries with too few training signals, or training signals that differ too greatly from the desired features to be

constructed, may give poor results. Data streams with too small of a sampling frequency risk losing sinusoidal behaviors that can be reconstructed.

Considering too short of a time window may result in a partial or non-capture of a CBC waveform of interest; correspondingly, too long a time window may result in detector noise being weighted too much in detection statistics. Even with all of these considerations in mind, one may be designing dictionaries that cater to a subset of desired features while complicating the reconstruction capabilities of other features: formulating a general-purpose dictionary can thus become an intricate task when one wants to search for several waveform features. Once a learned dictionary has been created, verifying it is capable of reconstructing desired behaviors is necessary before using it on testing data. Searching for an optimal dictionary can be challenging - one needs to search through many combinations of hyperparameters numerically as no analytical approaches currently exist. This suggests that creating a truly optimised dictionary is a difficult task, but one can feasibly determine a justifiably good dictionary amongst a large set of them.

With these considerations in mind, we searched for a learned dictionary that reconstructs well the inspiral, merger and ringdown of a BBH waveform. We created 171 dictionaries varying in patch length w , number of patches p and regularisation parameter λ and determined the quality of the learned dictionary using the overlap metric of reconstructed validation signals. We found that $w = 512$, $p = 768$, $\lambda = 10^{-4}$ give the largest overlaps, and we fixed this dictionary for the study reported in this paper. Let us clarify that finding the best dictionary is beyond the scope of our study.

Using the LIGO Hanford detector at the A+ sensitivity, BBH signals from the astrophysical population with injected optimal SNR $\rho_{\text{opt}} \geq 15$ are reconstructed with $\mathcal{O}(s, h_r) \geq 0.35$, corresponding to a FAR $\leq 1/\text{month}$. The best reconstruction performance is found for BBH systems with primary mass $M_1 \sim 40 M_\odot$ and $q \sim 1$ - such systems with $\rho_{\text{opt}} \geq 12.5$ could be detected with TPR ≥ 0.9 when FAR = 1/month. The flat prior results proved to have equal detection prospects for systems with $M_{\text{tot}} \geq 20 M_\odot$ and $q \geq 1$, only breaking down at smaller masses and mass ratio due to limitations in the waveform frequency content of the dictionary in such cases. This suggests that detection prospects using SDL, although promising, are determined by dictionary and testing population designs. We have also shown that applying SDL to actual data instead of simulated signals, using in particular the 35 BBH confident detections from O3b, yielded reasonably good reconstruction performance as measured by the overlap. Glitches have a strong impact on the detection prospects when working with real data, although making up a small portion of detector noise data. A removal of glitches using the noise transient catalogue from [47] showed a dramatic improvement in detection prospects, with any O3b confident result reconstructed with $\mathcal{O} \geq 0.5$ having a FAR

= 1/month.

Perhaps most importantly, SDL has also proven itself to be a fairly rapidly working method. With an assembled dictionary, one can reconstruct a single testing signal within seconds - allowing for potentially rapid analysis of a GW data stream. Learning a dictionary with the 150 training signals from our BBH populations (with uniformly distributed primary masses, sky location, and redshift) took, at most, 454 s to create, and reconstruction of all 35 O3b confident events took 24.6 s - certainly faster than traditional matched-filtering pipelines.

Future study aims to expand the single-detector SDL method reported in this work to multiple detectors for a network reconstruction analysis. The inclusion of multiple streams of data to reconstruct can improve detection prospects and allow for better comparisons to other detection pipelines. The additional detectors can also provide an improved error analysis: coincidence rates between detectors can be determined, usually reducing the FAR by orders of magnitude. SDL's expedient analysis speed could potentially be used in as a pre-screening tool in LVK data. Further work is needed to separate overlapping CBC signals, and study the viability of subtracting reconstructed BBHs from ground detector data in an effort to detect or constrain weaker GW sources - namely from cosmological origin. More developed search methods for an optimised dictionary are needed as well in order to improve dictionary-learning detection approaches. Furthermore, the inclusion of additional noise sources may introduce degeneracies when reconstructing CBCs - we leave the impact of this on our analysis for future study.

Data availability: The codes and all the necessary files to reproduce the results in this paper will be made available on GitHub².

ACKNOWLEDGMENTS

This material is based upon work supported by NSF's LIGO Laboratory which is a major facility fully funded by the National Science Foundation. We acknowledge computational resources provided by the LIGO Laboratory and supported by National Science Foundation Grants No. PHY-0757058 and No. PHY-0823459. The software packages used in this study are `matplotlib` [48], `numpy` [49], `PyCBC` [24] and `HTCondor` [50]. JAF and ATF are supported by the Spanish Agencia Estatal de Investigación (grant PID2021-125485NB-C21) funded by MCIN/AEI/10.13039/501100011033 and ERDF A way of making Europe, by the Generalitat Valenciana (grant CIPROM/2022/49), and by the European Horizon Europe staff exchange (SE) programme HORIZON-MSCA-2021-SE-01 (NewFunFiCo-101086251). The work of MS is partially supported by the Science and Technology Facilities Council (STFC grant ST/X000753/1). AL is supported by the ANR COSMERGE project, grant ANR-20-CE31-001 of the French Agence Nationale de la Recherche. RS and AL acknowledge support from the graduate and research school EUR SPECTRUM. RS is also supported by the European Unions H2020 ERC Consolidator Grant "GRavity from Astrophysical to Microscopic Scales" (Grant No. GRAMS-815673), the PRIN 2022 grant "GUVIRP - Gravity tests in the UltraViolet and InfraRed with Pulsar timing", and the EU Horizon 2020 Research and Innovation Programme under the Marie Skłodowska-Curie Grant Agreement No. 101007855.

This manuscript was assigned LIGO-Document number LIGO-P2400194.

-
- [1] B. P. Abbott *et al.* (LIGO Scientific, Virgo), *Phys. Rev. Lett.* **116**, 061102 (2016), arXiv:1602.03837 [gr-qc].
- [2] J. Aasi *et al.* (LIGO Scientific Collaboration), *Class. Quant. Grav.* **32**, 074001 (2015), arXiv:1411.4547 [gr-qc].
- [3] F. Acernese *et al.* (Virgo Collaboration), *Class. Quant. Grav.* **32**, 024001 (2015), arXiv:1408.3978 [gr-qc].
- [4] R. Abbott *et al.* (LIGO Scientific, Virgo), *SoftwareX* **13**, 100658 (2021), arXiv:1912.11716 [gr-qc].
- [5] R. Abbott *et al.*, *The Astrophysical Journal Supplement Series* **267**, 29 (2023).
- [6] T. Akutsu *et al.* (KAGRA), *PTEP* **2021**, 05A101 (2021), arXiv:2005.05574 [physics.ins-det].
- [7] R. Abbott *et al.*, *Physical Review X* **13**, 011048 (2023), arXiv:2111.03634 [astro-ph.HE].
- [8] S. Sachdev, S. Caudill, H. Fong, R. K. L. Lo, C. Messick, D. Mukherjee, R. Magee, L. Tsukada, K. Blackburn, P. Brady, P. Brockill, K. Cannon, S. J. Chamberlain, D. Chatterjee, J. D. E. Creighton, P. Godwin, A. Gupta, C. Hanna, S. Kapadia, R. N. Lang, T. G. F. Li, D. Meacher, A. Pace, S. Privitera, L. Sadeghian, L. Wade, M. Wade, A. Weinstein, and S. L. Xiao, "The gstlal search analysis methods for compact binary mergers in advanced ligo's second and advanced virgo's first observing runs," (2019), arXiv:1901.08580 [gr-qc].
- [9] F. Aubin, F. Brighenti, R. Chierici, D. Estevez, G. Greco, G. M. Guidi, V. Juste, F. Marion, B. Mours, E. Nitoglia, O. Sauter, and V. Sordini, *Classical and Quantum Gravity* **38**, 095004 (2021).
- [10] T. D. Canton, A. H. Nitz, B. Gadre, G. S. C. Davies, V. Villa-Ortega, T. Dent, I. Harry, and L. Xiao, *The Astrophysical Journal* **923**, 254 (2021).
- [11] T. Venumadhav, B. Zackay, J. Roulet, L. Dai, and M. Zaldarriaga, *Phys. Rev. D* **101**, 083030 (2020), arXiv:1904.07214 [astro-ph.HE].
- [12] Q. Chu, M. Kovalam, L. Wen, T. Slaven-Blair, J. Bosveld, Y. Chen, P. Clearwater, A. Codoreanu, Z. Du, X. Guo, X. Guo, K. Kim, T. G. F. Li, V. Oloworaran, F. Panther, J. Powell, A. S. Sengupta, K. Wette, and X. Zhu, "The spiiir online coherent pipeline to search for

² https://github.com/Rahul-Srinivasan/GW_DictionaryLearning

- gravitational waves from compact binary coalescences,” (2021), arXiv:2011.06787 [gr-qc].
- [13] S. Klimentko, G. Vedovato, M. Drago, F. Salemi, V. Tiwari, G. Prodi, C. Lazzaro, K. Ackley, S. Tiwari, C. Da Silva, and G. Mitselmakher, *Physical Review D* **93** (2016), 10.1103/physrevd.93.042004.
- [14] B. P. Abbott *et al.* (LIGO Scientific, Virgo), *Class. Quant. Grav.* **37**, 055002 (2020), arXiv:1908.11170 [gr-qc].
- [15] K. Kim, I. W. Harry, K. A. Hodge, Y.-M. Kim, C.-H. Lee, H. K. Lee, J. J. Oh, S. H. Oh, and E. J. Son, *Classical and Quantum Gravity* **32**, 245002 (2015).
- [16] D. George and E. Huerta, *Physics Letters B* **778**, 6470 (2018).
- [17] E. Marx, W. Benoit, A. Gunny, R. Omer, D. Chatterjee, R. C. Venterea, L. Wills, M. Saleem, E. Moreno, R. Raikman, E. Govorkova, D. Rankin, M. W. Coughlin, P. Harris, and E. Katsavounidis, arXiv e-prints, arXiv:2403.18661 (2024), arXiv:2403.18661 [gr-qc].
- [18] E. Cuoco, J. Powell, M. Cavagli, K. Ackley, M. Berger, C. Chatterjee, M. Coughlin, S. Coughlin, P. Easter, R. Essick, H. Gabbard, T. Gebhard, S. Ghosh, L. Haegel, A. Iess, D. Keitel, Z. Mrka, S. Mrka, F. Morawski, T. Nguyen, R. Ormiston, M. Prerer, M. Razzano, K. Staats, G. Vajente, and D. Williams, *Machine Learning: Science and Technology* **2**, 011002 (2020).
- [19] V. Benedetto, F. Gissi, G. Ciaparrone, and L. Troiano, *Applied Sciences* **13** (2023), 10.3390/app13179886.
- [20] M. B. Schfer, O. Zelenka, A. H. Nitz, H. Wang, S. Wu, Z.-K. Guo, Z. Cao, Z. Ren, P. Nousi, N. Stergioulas, P. Iosif, A. E. Koloniari, A. Tefas, N. Passalis, F. Salemi, G. Vedovato, S. Klimentko, T. Mishra, B. Brmann, E. Cuoco, E. Huerta, C. Messenger, and F. Ohme, *Physical Review D* **107** (2023), 10.1103/physrevd.107.023021.
- [21] N. Stergioulas, arXiv e-prints, arXiv:2401.07406 (2024), arXiv:2401.07406 [gr-qc].
- [22] C. Badger, K. Martinovic, A. Torres-Forné, M. Sakellariadou, and J. A. Font, *Physical Review Letters* **130**, 091401 (2023), arXiv:2210.06194 [gr-qc].
- [23] R. Srinivasan, A. Lamberts, M. A. Bizouard, T. Bruel, and S. Mastrogiovanni, *Monthly Notices of the Royal Astronomical Society* (2023), 10.1093/mnras/stad1825, stad1825, <https://academic.oup.com/mnras/advance-article-pdf/doi/10.1093/mnras/stad1825/50647153/stad1825.pdf>.
- [24] A. Nitz, I. Harry, D. Brown, C. M. Biwer, J. Willis, T. D. Canton, C. Capano, T. Dent, L. Pekowsky, G. S. C. Davies, S. De, M. Cabero, S. Wu, A. R. Williamson, B. Machenschalk, D. Macleod, F. Pannarale, P. Kumar, S. Reyes, dfinstad, S. Kumar, M. Tpai, L. Singer, P. Kumar, veronica villa, maxtrevor, B. U. V. Gadre, S. Khan, S. Fairhurst, and A. Tolley, “gwastro/pycbc: v2.3.3 release of pycbc,” (2024).
- [25] B. P. Abbott *et al.* (KAGRA, LIGO Scientific, Virgo, VIRGO), *Living Rev. Rel.* **21**, 3 (2018), arXiv:1304.0670 [gr-qc].
- [26] S. S. Chen, D. L. Donoho, and M. A. Saunders, *SIAM Review* **43**, 129 (2001).
- [27] M. Elad and M. Aharon, *IEEE Transactions on Image Processing* **15**, 3736 (2006).
- [28] J. Mairal, F. R. Bach, and J. Ponce, *IEEE Trans. Pattern Anal. Mach. Intell.* **34**, 791 (2012).
- [29] A. Torres-Forné, A. Marquina, J. A. Font, and J. M. Ibáñez, *Phys. Rev. D* **94**, 124040 (2016), arXiv:1612.01305 [astro-ph.IM].
- [30] M. Llorens-Monteagudo, A. Torres-Forné, J. A. Font, and A. Marquina, *Classical and Quantum Gravity* **36**, 075005 (2019), arXiv:1811.03867 [astro-ph.IM].
- [31] A. Torres-Forné, E. Cuoco, J. A. Font, and A. Marquina, *Physical Review D* **102**, 023011 (2020), arXiv:2002.11668 [gr-qc].
- [32] A. Saiz-Pérez, A. Torres-Forné, and J. A. Font, *Mon. Not. R. Astron. Soc* **512**, 3815 (2022), arXiv:2110.12941 [gr-qc].
- [33] J. Powell, A. Iess, M. Llorens-Monteagudo, M. Obergaullinger, B. Müller, A. Torres-Forné, E. Cuoco, and J. A. Font, (2023), arXiv:2311.18221 [astro-ph.HE].
- [34] S. G. Mallat and Z. Zhang, *IEEE Transactions on Signal Processing* **41**, 3397 (1993).
- [35] M. Sadeghi, M. Babaie-Zadeh, and C. Jutten, *IEEE Signal Processing Letters* **20**, 1195 (2013).
- [36] M. Aharon and M. Elad, *SIAM J. Img. Sci.* **1**, 228247 (2008).
- [37] J. Mairal, F. Bach, J. Ponce, and G. Sapiro, in *Proceedings of the 26th Annual International Conference on Machine Learning, ICML '09* (Association for Computing Machinery, New York, NY, USA, 2009) p. 689696.
- [38] J. Mairal, F. Bach, J. Ponce, and G. Sapiro, in *Proceedings of the 26th Annual International Conference on Machine Learning, ICML '09* (Association for Computing Machinery, New York, NY, USA, 2009) p. 689696.
- [39] S. S. Chen, D. L. Donoho, and M. A. Saunders, *SIAM Review* **43**, 129 (2001), <https://doi.org/10.1137/S003614450037906X>.
- [40] S. S. Chen, D. L. Donoho, and M. A. Saunders, *SIAM Review* **43**, 129 (2001).
- [41] R. Tibshirani, *Journal of the Royal Statistical Society. Series B (Methodological)* **58**, 267 (1996).
- [42] R. Tibshirani, *Journal of the Royal Statistical Society. Series B (Methodological)* **58**, 267 (1996).
- [43] C. Cutler and E. E. Flanagan, *Phys. Rev. D* **49**, 2658 (1994), arXiv:gr-qc/9402014.
- [44] N. J. Cornish and T. B. Littenberg, *Class. Quant. Grav.* **32**, 135012 (2015), arXiv:1410.3835 [gr-qc].
- [45] N. J. Cornish, T. B. Littenberg, B. Bécsy, K. Chatziioannou, J. A. Clark, S. Ghonge, and M. Millhouse, *Phys. Rev. D* **103**, 044006 (2021), arXiv:2011.09494 [gr-qc].
- [46] K. Breivik *et al.*, *Astrophys. J.* **898**, 71 (2020), arXiv:1911.00903 [astro-ph.HE].
- [47] J. Glanzer, S. Banagari, S. Coughlin, M. Zevin, S. Baahadini, N. Rohani, S. Allen, C. Berry, K. Crowston, M. Harandi, C. Jackson, V. Kalogera, A. Katsaggelos, V. Noroozi, C. Osterlund, O. Patane, J. Smith, S. Soni, and L. Trouille, “Gravity Spy Machine Learning Classifications of LIGO Glitches from Observing Runs O1, O2, O3a, and O3b,” (2021).
- [48] J. D. Hunter, *Computing in Science & Engineering* **9**, 90 (2007).
- [49] S. van der Walt, S. C. Colbert, and G. Varoquaux, *Computing in Science & Engineering* **13**, 2230 (2011).
- [50] D. Thain, T. Tannenbaum, and M. Livny, *Concurrency and Computation: Practice and Experience* **17**, 323 (2005), <https://onlinelibrary.wiley.com/doi/pdf/10.1002/cpe.938>.