

Primordial Black holes: The asteroid mass window

Peter Tinyakov

Abstract Primordial black holes (PBHs) are an attractive dark matter candidate, particularly if they can explain the totality of it. At PBH masses below $\sim 10^{17}$ g and above $\sim 10^{23}$ g this possibility is excluded from the variety of arguments and with different confidence. The range in between, often referred to as the “asteroid mass window”, currently remains unconstrained. The most promising, in our view, way to probe this mass range is to use stars as the PBH detectors. If a star captures even a single PBH it starts being accreted onto it and eventually gets destroyed — converted into a sub-solar mass black hole. This process may have a variety of signatures from a mere star disappearance to supernova-type explosions of a new kind. The viability of this approach depends crucially on the probability of PBH capture by stars. In this chapter we summarize the existing capture mechanisms and discuss their implications for constraining the abundance of (or perhaps discovering) PBHs in the asteroid mass window.

1 Introduction

Of the whole mass range where the primordial black holes (PBHs) may potentially constitute the dark matter, the window of roughly $10^{17} - 10^{23}$ g is particularly difficult to assess. No actual constraints, only proposals exist in this window at present [1]. Below $\sim 10^{17}$ g the PBHs evaporate fast enough to either completely disappear by now or overproduce the diffuse gamma ray background which is constrained by the existing observations [2, 3]. At higher masses starting at around $\sim 10^{23}$ g (for comparison, the Moon mass is 7×10^{26} g) the PBHs start being detectable through the gravitational lensing of background stars [4, 5]. The range between these two values, spanning some 6 orders of magnitude and often referred to as the “*asteroid*

Peter Tinyakov
Université Libre de Bruxelles, CP225 bvd. du Triomphe, 1050 Brussels, Belgium. e-mail: petr.tiniakov@ulb.be

mass window", is currently unconstrained. In this mass range the PBHs have sizes of order or smaller than the atomic size and are very difficult to detect.

Below $\sim 10^{23}$ g the PBHs are too light to be detectable by the standard star lensing. A proposal has been made to use instead gamma-ray bursts as lensed sources [6] and look, instead of time variability, for features in the energy spectrum where PBHs, if present, would induce oscillations. However, it has been argued later that finite size of sources together with the wave optics effects will cause the decoherence resulting in no detectable spectral modulations for most of the gamma-ray bursts except, perhaps, a small fraction of rapidly varying ones [7]. Most of other proposals in the asteroid mass range turn around using stars as PBH detectors. They are based either on the capture of PBHs by stars with the subsequent star destruction [8, 9, 10, 11, 12], or on ignition of nuclear reactions in white dwarfs by a traversing PBH [13]. An overview of these proposals can be found in Ref. [14]. Here we focus on the PBH capture by stars.

As we will see below, even in the most favorable conditions a star can only capture a few PBHs over its lifetime. This is too small to have any dynamical or gravitational effects on the star. However, once captured inside the star, a PBH starts to accrete the ambient matter. If the Bondi accretion rate is assumed¹, the accretion is sufficiently rapid even in the case of ordinary stars to be able to consume the whole star in a cosmologically short time. In the Bondi regime [15], the accretion rate by a PBH of mass m in the center of a star with the matter density ρ_* is estimated as

$$\dot{m} \simeq 4\pi \frac{G^2 m^2 \rho_*}{c_s^3}$$

where G is the gravitational constant and c_s the sound speed, and we have suppressed a numerical factor of order 1 depending on the matter equation of state. With this rate the accretion time is determined by the initial PBH mass and reads

$$t_{\text{acc}} = \frac{c_s^3}{4\pi G^2 \rho_* m} \simeq 5 \times 10^6 \text{yr} \left(\frac{c_s}{500 \text{km/s}} \right)^3 \left(\frac{150 \text{g/cm}^3}{\rho_*} \right) \left(\frac{10^{20} \text{g}}{m} \right).$$

We have substituted here the parameters typical of solar mass stars which have lifetimes exceeding ~ 10 Gyr. We see that for PBH masses $m \gtrsim 10^{18}$ g the accretion times are much smaller than the age of the Universe, and much smaller than the star lifetime. For compact stars such as white dwarfs and neutron stars the accretion times are much shorter.

Thus, capturing an asteroid-mass BH is fatal for stars — they get destroyed in a relatively short time. This may lead to several observable consequences like disappearance of stars, creation of (sub)solar mass black holes and supernova-type explosions of a new type. All three signatures may potentially be used to constrain

¹ While not completely obvious, it is plausible that Bondi regime applies in the case of a small PBH inside the star. Nevertheless, this question requires a quantitative analysis which will be given elsewhere.

(or discover) the abundance of primordial black holes. However, before discussing the signatures we need to consider how at all PBHs can be captured inside a star.

2 Capture – generalities

Being a part (or whole) of the dark matter, PBHs and stars are both concentrated in galactic halos. However, because the interactions of a PBH with matter are very weak relative to its enormous mass, it is very difficult to settle a PBH inside a star. There are basically two ways: either a PBH can be captured by a star from the local DM density, or it can get inside the star from the star birth. In either case, the process typically requires two stages:

- (i) *trapping*, or getting on a star-crossing gravitationally bound orbit, and
- (ii) *cooling*, i.e., gradually losing energy until settled completely inside the star.

The second stage, cooling, is common for both mechanisms. Once the PBH is completely inside the star the accretion phase starts.

During the cooling stage, and also during the first stage in case of the direct capture, the key quantity is the energy loss at a single star crossing. So we start this section by having a closer, more quantitative look at this quantity.

Once a PBH is on a bound star-crossing orbit it starts to lose energy at each subsequent passage through the star. This process has to be fast enough, at least it should not take longer than the star lifetime to get completely inside the star. Given the PBH mass, the only free parameter here is the initial size of the PBH orbit, depending on which there may or may not be enough time to cool. Thus, not all trapped PBHs will eventually get captured and destroy the star. The cooling process depends only on the energy loss; it will be the next topic in this section.

In the ideal case of an isolated star, once a PBH gets on a bound star-crossing orbit it will cross the star again and again until it gets absorbed inside. This is not necessarily the case for a star in a realistic environment like a galaxy, because gravitational perturbations due to neighboring stars may deviate the PBH and make it miss the star it is orbiting, so that the energy loss will halt. So, as the last general point in this section we will quantify the conditions under which the perturbers become important.

2.1 Energy loss

A PBH passing through a star slows down for two reasons. First, it accretes the star matter. In the star frame the total PBH momentum does not change, while the mass grows, so the velocity decreases. This is equivalent to the drag force

$$F_{\text{acc}} = -\dot{m}v$$

where \dot{m} is the mass accretion rate and we have assumed a non-relativistic PBH velocity v . To estimate the mass accretion rate we note that even those PBHs that have small (inbound) asymptotic velocities get accelerated when they fall into a star, so that they cross it at a (marginally) supersonic speed. Indeed, for a sun-like star, the escape velocity from the star center is $v \sim \sqrt{3GM_*/R_*} \sim 750$ km/s, while the sound speed in the Sun center is ~ 500 km/s. As one moves away from the center towards the surface the sound speed decreases by an order of magnitude, while the escape velocity changes by $\sqrt{2/3}$ at most. For the purpose of the estimate we may therefore consider the stellar matter as a collection of free particles. Then the accretion rate is $\dot{m} = \rho_* \sigma_{\text{BH}} v$ where σ_{BH} is the cross section of particle capture by a black hole,

$$\sigma_{\text{BH}} = 16\pi \frac{G^2 m^2}{v^2}.$$

We have therefore

$$F_{\text{acc}} = -16\pi \rho_* G^2 m^2$$

where the velocity v canceled out.

The second force that slows down the PBH is the dynamical friction [16, 17]. This force arises because matter particles get dragged along with the passing PBH by the gravitational force; correspondingly, the PBH is slowed down. The dynamical friction force is written as follows,

$$F_{\text{dyn}} = -4\pi \rho_* G^2 m^2 \frac{\ln \Lambda}{v^2} \quad (1)$$

where $\ln \Lambda \sim 30$ is a Coulomb logarithm. Thus, the dynamical friction is dominant over the accretion by the factor $\ln \Lambda/v^2$ which is much larger than 1, except perhaps in the case of neutron stars where $v \sim 1$ and the dynamical friction is somewhat reduced due to matter degeneracy.

As in the case of accretion, eq. (1) assumes that the matter particles do not interact among themselves, which is a good approximation at supersonic PBH velocities. In our case the velocity of the PBH when passing through a star is only marginally supersonic. In this case the dynamical friction (1) gives a smaller force than a more accurate treatment that takes into account properties of the medium [18]. The accurate answer is some factor ~ 2 larger than eq. (1) in the case of Sun-like stars (see Fig.4 of Ref. [19]) due to a resonance-type enhancement at velocities close to the sound speed [18]. We do not include this numerical factor in what follows.

With the force (1), the energy loss per single star crossing is $\Delta E \sim R_* F_{\text{dyn}}$. More accurately, one has to average the energy loss over the PBH impact parameter. If one assumes for simplicity the uniform distribution of the PBH trajectories in the plane perpendicular to the PBH velocity we get, in agreement with eq.(2) of Ref.[8]

$$E_{\text{loss}} = \frac{1}{\pi R_*^2} \int ds dl F_{\text{dyn}} = \frac{4M_* G^2 m^2}{R_*^2 v^2} \ln \Lambda. \quad (2)$$

Here we have ignored the change of v^2 along the PBH trajectory within the star. We will see later, however, that the distribution of trajectories in some cases is not uniform, and eq. (3) in these cases is only an order-of-magnitude estimate.

Substituting in (2) the escape velocity from the star surface $v_{\text{esc}}^2 = 2GM_*/R_*$ we can rewrite it as follows,

$$\frac{E_{\text{loss}}}{m} = \frac{2Gm}{R_*} \ln \Lambda = \frac{R_g}{R_*} \frac{m}{M_*} \ln \Lambda, \quad (3)$$

where $R_g = 2GM_*$ is the gravitational radius of the star. Note that this expression is only valid in the case when $v \simeq v_{\text{esc}}$, which explains why the independence of E_{loss} of M_* is not a problem. We see from eq. (3) that the more compact is the star, the larger are the energy losses, but even in the best case of a neutron star with $R_g \sim R_*/3$ the energy loss is very small for an asteroid mass PBH for which $m/M_* \lesssim 10^{-10}$.

It follows immediately from this estimate that only very slow PBHs can be trapped after one star crossing. To be trapped, the asymptotic kinetic energy of a PBH must be smaller than E_{loss} , which translates into the condition on the asymptotic velocity v_∞ of PBH

$$v_\infty < 2 \left(\frac{Gm}{R_*} \ln \Lambda \right)^{1/2}.$$

Numerically, a PBH of mass $m = 10^{23}$ g can only get trapped if its asymptotic velocity relative to the star does not exceed some maximum value which is 0.03 km/s for the Sun and 9 km/s for a neutron star. Even in the case of a neutron star this velocity is smaller than the velocity dispersion in most astrophysical environments, with notable exception of some dwarf galaxies.

Another immediate consequence of this estimate is large initial size of the PBH bound orbit after trapping. When a PBH from the ambient DM distribution passes through a star it loses the amount of energy (3). If its initial kinetic energy was smaller it gets trapped. A typical energy of a freshly trapped PBH is therefore of the order $-E_{\text{loss}}$. Such PBHs have radial orbits of the size

$$r_{\text{max}} \sim \frac{GM_*m}{E_{\text{loss}}} = \frac{M_*}{2m \ln \Lambda} R_*. \quad (4)$$

The trapped PBH continues to lose energy at each subsequent star crossing and finally gets completely absorbed in the star, provided that (i) there is enough time and (ii) the trajectory is not perturbed so that it stops passing through the star and lose energy. We come now to these two conditions.

2.2 Cooling time

Since the energy loss at a single star crossing is very small, the size of the first bound orbit is very large, cf. eq. (4). Outside of the star such an orbit is a Keplerian orbit with the apastron $a = r_{\text{max}}$ and periastron $b < R_* \ll a$. One may therefore consider

this orbit as radial. For such an orbit the time between the first and the next star crossing is

$$\Delta t = \pi \frac{a^{3/2}}{\sqrt{R_g}}.$$

If we assume that after the first passage the PBH total energy is $E_1 = -E_{\text{loss}}$, at the n -th step its energy is

$$E_n = -nE_{\text{loss}}.$$

Correspondingly, the size of the n -th orbit is

$$a_n = \frac{r_{\text{max}}}{n}$$

and the return time at the n -th step is

$$\Delta t_n = \frac{\Delta t}{n^{3/2}}.$$

The total cooling time converges and is saturated by a few first orbits. Summing up Δt_n one finds

$$t_{\text{cool}} = \sum_{n=1} \Delta t_n = \pi \zeta(3/2) \frac{r_{\text{max}}^{3/2}}{\sqrt{R_g}} \sim 8 \frac{r_{\text{max}}^{3/2}}{\sqrt{R_g}}. \quad (5)$$

This equation is valid when the initial size of the orbit is r_{max} given by (4), as determined by E_{loss} of eq. (3).

In the case when the initial size of the orbit a_0 is much smaller than r_{max} , one may either calculate a partial sum in eq. (5) and then use the asymptotics of the resulting Hurwitz zeta function, or use the continuous energy loss approximation. After the star crossing, the energy changes by $-E_{\text{loss}}$, and correspondingly the apastron of the orbit decreases by

$$\Delta a = -\frac{a^2}{GM_* m} E_{\text{loss}}.$$

Approximating da/dt by $\Delta a/\Delta t$ one obtains the differential equation for the change of the apastron

$$\frac{da}{dt} = -\frac{2E_{\text{loss}}}{\pi m \sqrt{R_g}} \sqrt{a}.$$

Solving this equation one finds the cooling time as a function of the initial apastron a_0 ,

$$t_{\text{cool}}(a_0) = \frac{\pi \sqrt{R_g} m}{E_{\text{loss}}} \sqrt{a_0} = \frac{\pi M_* R_*}{m \sqrt{R_g} \ln \Lambda} \sqrt{a_0}, \quad (6)$$

where we have substituted E_{loss} from eq. (3). This equation is valid for $a \ll r_{\text{max}}$, with r_{max} given by eq. (4). Note that if one formally takes $a_0 = r_{\text{max}}$ in eq. (6), the result is parametrically the same as eq. (5) and only differs by a numerical coefficient.

2.3 Perturbers

For a successful cooling the bound PBH trajectory must cross the star at each approach, i.e. the periastron must be smaller than the star radius. For an isolated star and PBH orbits that become bound as a result of the energy loss *inside the star* this is automatically guaranteed. However, in a realistic environment (in a galaxy) the gravitational perturbations from nearby stars may make the trajectory that originally passed through the star to miss it at the next approach. If this happens, the PBH starts orbiting the star without energy loss and the cooling will never complete. Following Ref. [11] and assuming the perturber is a nearby star of the same mass, let us derive the condition on the distance to this star which guarantees that the perturbation is not big enough to halt the cooling.

For very extended nearly radial orbit the periastron r_{\min} is completely determined by the PBH angular momentum J through the relation

$$r_{\min} = J^2 / (m^2 R_g).$$

Requiring $r_{\min} < R_*$ sets an upper bound on the angular momentum

$$J_{\max}/m = \sqrt{R_* R_g}. \quad (7)$$

The condition that the orbit crosses the star $r_{\min} < R_*$ is thus equivalent to requiring that $J < J_{\max}$.

Consider the change of the PBH angular momentum under the influence of a small gravitational potential $U(\mathbf{x})$. For definiteness we suppose that the unperturbed PBH trajectory is $x(t)$, and the perturbation is in the plane (x, y) . We are interested in the change of the angular momentum ΔJ accumulated over one fall from $x = r_{\max}$ to $x \sim R_*$. We have

$$\Delta J/m = \int_0^{T/4} x^2(t) \frac{\partial^2 U}{\partial x \partial y} dt,$$

where T is the period of the radial Keplerian orbit with the apastron r_{\max} . To estimate the integral we use the unperturbed motion $x(t)$ and assume that the perturber is far away, so that the derivative $\partial_x \partial_y U$ is approximately constant along the trajectory. This gives

$$\Delta J/m = \frac{5\pi}{16} \frac{r_{\max}^{7/2}}{R_g^{1/2}} \frac{\partial^2 U}{\partial x \partial y}. \quad (8)$$

We have to require that $\Delta J \lesssim J_{\max}$.

If the perturber is a star with the same mass at a distance $d \gg r_{\max}$ which we assume to be static, this condition translates into

$$r_{\max} < d \left(\frac{R_*}{\alpha d} \right)^{1/7}. \quad (9)$$

Here α is a numerical coefficient of order 1 that depends on the relative orientation of the PBH orbit and the direction to the perturber. In view of the small power in eq. (9) the numerical value of this coefficient is not so important. In a given environment the distance d can be estimated from the density of stars.

3 Direct capture

With these tools at hand, consider now the direct capture in more detail. It is instructive to start by deriving the rate of trapping of PBHs by an isolated star. So, assume an isolated star at rest is placed in a DM halo of density ρ_{DM} consisting of PBHs which have Maxwell distribution in velocities with the dispersion σ ,

$$dn = \frac{\rho_{\text{DM}}}{m} \left(\frac{3}{2\pi\sigma^2} \right)^{3/2} \exp\left(-\frac{3v^2}{2\sigma^2}\right) d^3v. \quad (10)$$

Some of the PBHs from the halo will cross the star and lose enough energy to become gravitationally bound on orbits that cross the star, i.e., will get trapped. Averaging over the Maxwell distribution, the rate at which this happens is [20]

$$\frac{dN}{dt} = 2\sqrt{6\pi} \frac{\rho_{\text{DM}}}{\sigma m} G M_* R_* \left\{ 1 - \exp\left(-\frac{3E_{\text{loss}}}{m\sigma^2}\right) \right\} \simeq 6\sqrt{6\pi} \frac{\rho_{\text{DM}}}{\sigma^3} \frac{G M_* R_*}{m^2} E_{\text{loss}},$$

where in the last equality we have expanded the exponential assuming $3E_{\text{loss}}/(m\sigma^2) \ll 1$. Note that only the low-velocity end of the distribution contributes at small E_{loss} , so the details of the velocity distribution in fact do not matter.

If we substitute here the expression (3) for E_{loss} we find

$$\frac{dN}{dt} = 24\sqrt{6\pi} \frac{\rho_{\text{DM}}}{\sigma^3} G^2 M_* \ln \Lambda.$$

Remarkably, when applicable, the result does not depend neither on the PBH mass nor on the star radius. Numerically, the trapping rate reads

$$\frac{dN}{dt} = 0.5 \text{ Gyr}^{-1} \left(\frac{7\text{km/s}}{\sigma} \right)^3 \left(\frac{\rho_{\text{DM}}}{100 \text{ GeV/cm}^3} \right) \quad (11)$$

for $M_* = M_{\odot}$. We stress again that this is the rate at which the PBHs get trapped (settle on bound star-crossing orbits) after the first collision with the star. While only these PBHs may repeatedly collide with the star and eventually lose enough energy to completely sink inside, not all of them will necessarily do it. Therefore, this is the upper bound; the actual capture rate can only be smaller. This expression has been derived from different arguments in Ref.[14]²

² There is a factor 2 difference between eq. (11) and Ref. [14] which we attribute to a different estimate of E_{loss} .

This bound implies that by the direct mechanism it is possible to capture a few PBHs at most during the whole lifetime of the Universe. It applies to all types of stars except perhaps neutron stars for which the approximations which we have used become marginal, so a numerical factor may arise. We will consider the case of neutron stars in more detail below.

3.1 Ordinary stars

Let us show that ordinary stars are very inefficient in capturing PBHs directly. In this case the actual capture rate is much smaller than given by eq. (11) because of further suppression resulting from cooling time and perturbation constraints.

Consider first the cooling time (5). As explained above, it is determined by the initial orbit size r_{\max} which is in turn determined by the energy loss. Since the initial total energy of a PBH is positive, the smallest (most negative) value the energy may have after the star crossing is $-E_{\text{loss}}$. The larger E_{loss} , the smaller is r_{\max} and the shorter the cooling time.

The energy loss varies depending on the impact parameter and is maximum for the trajectory passing through the star center. But even for such a trajectory the energy loss is only factor $3/2$ larger than the average value (3). With the average energy loss, the initial orbit size is

$$r_{\max} = 3.7 \text{ kpc} \left(\frac{10^{20} \text{ g}}{m} \right),$$

and the corresponding cooling time is

$$t_{\text{cool}} = 2 \cdot 10^{13} \text{ yr} \left(\frac{10^{20} \text{ g}}{m} \right)^{3/2}.$$

We see that the initial size of the orbit is unrealistically large except maybe at the upper end of the asteroid window $m \sim 10^{23} \text{ g}$. The cooling time exceeds 10 Gyr in the whole mass window, being comparable to it only at the upper end.

The constraint from perturbers cannot be satisfied either. As we will discuss below in Sect. 5, the most promising known systems maximizing the capture rate (11) are ultra-faint dwarf galaxies where the star-to-star distance d is of the order $d \sim 6 \text{ pc}$. The maximum initial orbit size has to be at least an order of magnitude smaller: making use of eq. (4) with $\alpha = 1$ we find

$$r_{\max} < 0.4 \text{ pc}.$$

Again, this condition cannot be satisfied unless $m > 10^{24} \text{ g}$ (cf. eq. (4)), which is outside of the mass window we consider.

We conclude that direct capture does not work for ordinary Sun-like stars. Even if a fraction of PBHs escapes gravitational perturbations by chance, there is not enough time to lose the energy.

3.2 Neutron stars

In the case of neutron stars there are several differences which have to be taken into account. First, a neutron star has radius only about factor ~ 3 larger than its Schwarzschild radius. This means the General Relativity (GR) effects start becoming non-negligible. They lead, in particular, to a marginal enhancement by a factor $1/(1 - R_g/R_{\text{NS}}) \approx 1.6$ in the capture rate [21].

A PBH falling onto a neutron star accelerates to a semi-relativistic velocity $v \sim \sqrt{R_g/R_{\text{NS}}} \sim 0.6$. This velocity is similar or larger than the sound speed in the neutron star core which is most often cited within the 0.3 – 0.6 range, but is not well known and depends on the neutron star model. For semi-relativistic velocities the dynamical friction (1) loses its $1/v^2$ enhancement.

Another complication is that nuclear matter is degenerate, and therefore in the approximation of non-interacting particles (neutrons) not all scattering states can be excited, but only those for which the momentum transfer exceeds the Fermi momentum. Since the dynamical friction force can be viewed as a result of the momentum transfer to scattered matter particles, less scattering means weaker friction force.

The calculation of the dynamical friction that takes into account both effects can be found in the Appendix of Ref. [8] where the contribution of the force due to the direct accretion was also included. The resulting energy loss, averaged over different impact parameters of PBH trajectories passing through the star, was found to be

$$E_{\text{loss}} = \frac{4G^2 m^2 M_*}{R_*^2} \left\langle \frac{\ln \Lambda}{v^2} \right\rangle \quad (12)$$

where the $\langle \dots \rangle$ denotes the density-weighted average over the star volume. Numerically one finds, using a realistic neutron star density profile,

$$\left\langle \frac{\ln \Lambda}{v^2} \right\rangle \approx 15.$$

Remarkably, accounting for the degeneracy only reduces the energy loss by a factor ~ 6 as compared to the naive estimate $\ln \Lambda/v^2 \sim 83$.

Apart from the dynamical friction, one should include in the energy loss the tidal effects, excitation of the surface waves and gravity wave emission. Numerically these effects turn out not very important for PBH masses in the asteroid window. With the account of all the known energy losses, the direct capture rate by *an isolated* neutron star was calculated in Ref. [22]. The result can be written as follows,

$$\frac{dN}{dt} = 0.26 \text{ Gyr}^{-1} \left(\frac{7 \text{ km/s}}{\sigma} \right)^3 \left(\frac{\rho_{\text{DM}}}{100 \text{ GeV/cm}^3} \right) C(X), \quad (13)$$

where we have included the GR enhancement by a factor ≈ 1.6 [21]. Here the variable X is

$$X = 0.018 \left(\frac{m}{10^{20} \text{ g}} \right) \left(\frac{7 \text{ km/s}}{\sigma} \right)^2.$$

and the function $C(X) \approx 1$ in the range $X \in [0, 20]$ and drops as power law for larger values of X . Note that $X < 20$ for PBH masses up to 10^{23} g at $\sigma = 7$ km/s. The full shape of $C(X)$ can be found in Ref. [22], Fig. 3.

Let us now check the conditions coming from the cooling time and the gravitational perturbations by nearby stars. For both conditions the key quantity is the size of the initial bound orbit r_{\max} . Given the energy loss by a PBH passing through the neutron star (12), the initial size of the orbit can be found from eq. (4) which gives

$$r_{\max} = \frac{R_*^2}{4Gm} \left\langle \frac{\ln \Lambda}{v^2} \right\rangle^{-1} = 0.7 \text{ pc} \left(\frac{10^{20} \text{ g}}{m} \right). \quad (14)$$

In terms of r_{\max} , the cooling time is given by eq. (5) which contains no other parameters. This gives

$$t_{\text{cool}} = 5 \cdot 10^7 \text{ yr} \left(\frac{10^{20} \text{ g}}{m} \right)^{3/2}.$$

We see that the cooling is sufficiently fast as long as $m \gtrsim 3 \cdot 10^{18}$ g, i.e. almost in the whole asteroid mass range except the lightest masses.

The condition that nearby stars do not spoil the cooling is given by eq. (9). We may use the same estimate of the star-to-star distance as above, $d \sim 6$ pc, as found in some of the prominent dwarf galaxies. Making use of this value and $R_* \simeq 10$ km for the neutron star radius we find that the condition (9) requires

$$r_{\max} < 0.08 \text{ pc}.$$

Combining this with the expression for r_{\max} as a function of m eq. (14), this condition translates to

$$m \gtrsim 10^{21} \text{ g}. \quad (15)$$

Thus, the high mass end of the asteroid mass window satisfies this condition, while the low mass end does not.

In summary, both conditions together are satisfied at the high mass end of the asteroid window, eq. (15). For these masses the capture rate is given by eq. (13). The rate is not vanishingly small only in environments with high DM density and low velocity dispersion, similar to dwarf galaxies where, numerically, the capture rate may reach values of 1 per a few Gyr.

4 Capture at birth

Let us now turn to the second mechanism — capture of PBHs by stars at their birth. Stars form from dense gas clouds which at some point lose their stability with respect to gravitational collapse. At the initial stages these clouds are almost uniform. As the collapse progresses a dense protostellar object develops in the center [23, 24]

which starts accreting the surrounding gas, forming at the end a pre-main-sequence star. This process happens at the Kelvin-Helmholtz timescale which is much longer than the free fall time.

Star formation takes place in galaxies in the presence of DM density ρ_{DM} which we will assume, as above, to consist of PBHs. We will also assume that the PBHs have Maxwell distribution in velocities with the velocity dispersion σ . A typical baryonic density in a cloud of $10^6 - 10^7 \text{ GeV/cm}^3$ is much larger than the DM density in the galactic halos, so whatever happens to PBHs has no influence on the cloud dynamics.

The capture mechanism is the following. A gas cloud from which a star will form is gravitationally bound and also has some amount of PBHs gravitationally bound to it. When the cloud collapses into a pre-main-sequence star, the time-dependent gravitational potential of the collapsing baryons drags these PBHs along, so that their distribution becomes peaked at the star position. When the star is finally formed, there is a probability to find a PBH on a bound orbit either completely contained inside or passing through the star. The first ones are already captured; the second start cooling and will be eventually captured if the cooling is successful.

Obviously, only the trajectories of PBHs that spend large time inside the contracting cloud are significantly affected by the contraction, so the PBHs that are not bound to the cloud can be neglected. The number of captured PBHs is proportional to their total number in the corresponding part of the phase space. This number in turn is proportional to the total DM density ρ_{DM} , and to the volume of the velocity space limited from above by the escape velocity from the cloud. The escape velocity can be estimated from the baryonic density ρ_0 and radius R_0 of the cloud. These parameters are known from observations [25] and are summarized in Ref.[9]. For example, for a star of $1 M_{\odot}$ the values are $R_0 = 4300 \text{ AU}$ and $\rho_0 = 10^6 \text{ GeV/cm}^3$. For these parameters the escape velocity is $v_{\text{esc}} = 0.6 \text{ km/s}$. This is much smaller than the velocity dispersion in known dwarf galaxies. Therefore, the volume in the DM velocity space corresponding to trajectories bound to the cloud is proportional to $v_{\text{esc}}^3/\sigma^3$. We conclude that the number of bound trajectories, and therefore the number of captured PBHs is proportional to the combination $\rho_{\text{DM}}/\sigma^3$, similarly to the direct capture case.

4.1 Mean captured number: ordinary stars

Consider first ordinary stars because in any case compact stars — white dwarfs and neutron stars — are formed from main sequence stars and therefore pass first through this stage. So, the PBHs captured by compact stars at birth are those that they inherit from their main sequence progenitors.

In order to calculate the total number of captured PBHs one has to know the distribution of the PBHs in position and velocity after the star is formed. This distribution builds up from bound PBH trajectories during the star formation. The fact that the formation happens slowly on a time scale much longer than the free fall

time implies that the motion of the bound PBHs can be described in the adiabatic approximation. This means that the details of the contraction process do not matter, only the initial and final state.

The *maximum* number of PBHs that can be captured by a star at birth can be estimated by assuming that after the star is formed the phase space of PBHs is filled with the maximum density all the way up to positive energies. From the Liouville theorem, the phase space density after the star formation can nowhere exceed the maximum phase space density before — that is, the one at low velocities, assuming the Maxwellian DM distribution. From eq. (10), this phase space density is

$$Q = \frac{\rho_{\text{DM}}}{m} \left(\frac{3}{2\pi\sigma^2} \right)^{3/2}. \quad (16)$$

We are not, however, aware of the proof that this phase space *has* to be filled. It is straightforward to argue that the Liouville theorem and the angular momentum conservation together do not guarantee this. A counter-example is a very fast (instantaneous) contraction which satisfies both properties but obviously does not populate the circular orbits close to the star.

It is instructive nevertheless to make an analytic estimate (the detailed calculation can be found in Ref. [19]). Starting from the distribution that has constant phase space density (16), we want to calculate the number of orbits that (i) are bound and (ii) have periastrons smaller than the star radius R_* . In other words, we have to integrate

$$dN = Q d^3r d^3v = 8\pi^2 Q r^2 v_\phi dr dv_r dv_\phi \quad (17)$$

over the part of the phase space that satisfies (i) and (ii). Here we have used symmetries to reduce the number of variables to three: radius r , radial velocity v_r and the modulus of the tangential velocity v_ϕ .

The shape of the Keplerian orbits is completely characterized by conserved energy E and angular momentum L ,

$$\epsilon \equiv \frac{E}{m} = \frac{1}{2}(v_r^2 + v_\phi^2) - \frac{GM_*}{r}, \quad (18)$$

$$l \equiv \frac{L}{m} = r v_\phi. \quad (19)$$

At fixed r one may trade the velocities v_r and v_ϕ for ϵ and l . From eqs. (18)–(19) the Jacobian of this transformation is

$$dv_r dv_\phi = \frac{1}{r v_r} d\epsilon dl.$$

One has therefore from eq. (17)

$$dN = 8\pi^2 Q \frac{l}{v_r} dr d\epsilon dl.$$

We may express the radial velocity through ϵ and l as follows,

$$v_r = \pm \sqrt{\frac{2GM_*}{r} + 2\epsilon - \frac{l^2}{r^2}}$$

where both signs are physical. We find therefore

$$dN = 8\pi^2 Q \frac{1}{\sqrt{\frac{2GM_*}{r} + 2\epsilon - \frac{l^2}{r^2}}} dr d\epsilon d(l^2). \quad (20)$$

The extra factor 2 in this equation is introduced to account for two signs of v_r at given E and L .

One more change of variables is needed to make the integration trivial. Since the condition (ii) is imposed on the periastron, it is useful to change the variables from ϵ and l^2 to the periastron b and apastron a . For any finite a the condition (i) — negative total energy — is then automatically satisfied. We will see at the end that most of the contributions come from very elongated orbits for which $a \gg b$. In this case one can approximate a and b as follows,

$$a = -\frac{GM_*}{\epsilon} + O(b/a), \quad (21)$$

$$b = \frac{l^2}{2GM_*} + O(b/a). \quad (22)$$

Recall that the energy is negative, $\epsilon < 0$. In the same approximation, one can neglect the last term under the square root in eq. (20). Eqs. (20), (21) and (22) then give

$$dN = 4\pi^2 Q \frac{R_g^{3/2} r}{a^{3/2} \sqrt{ar - r^2}} dr da db,$$

where as before $R_g = 2GM_*$ is the Schwarzschild radius of the star.

We will need at the end the number of PBHs on star-crossing orbits with the apastron smaller than a given $a_{\max} \gg R_*$. This makes the integral convergent. We therefore have to integrate the above expression over r from b to a , then over a from b to a_{\max} and finally over b from 0 to R_* ,

$$N = 4\pi^2 Q R_g^{3/2} \int_0^{R_*} db \int_b^{a_{\max}} \frac{da}{a^{3/2}} \int_b^a \frac{r dr}{\sqrt{ar - r^2}}.$$

One may notice that the dominant contribution to this integral comes from the region $r, a \gg R_*$. We may therefore change the lower limit of the integration over r to 0 instead of b . The integral over r then gives

$$\int_0^a \frac{r}{\sqrt{ar - r^2}} dr = \frac{a\pi}{2},$$

so that

$$N = 2\pi^3 Q R_g^{3/2} \int_0^{R_*} db \int_b^{a_{\max}} \frac{da}{\sqrt{a}} \quad (23)$$

The integral over a now becomes explicitly convergent at the lower limit and we can again replace b by 0. Then the integration gives

$$N = 4\pi^3 Q R_g^{3/2} R_* \sqrt{a_{\max}} = \frac{\rho_{\text{DM}}}{m\sigma^3} (3\pi R_g)^{3/2} R_* \sqrt{2a_{\max}}. \quad (24)$$

This expression agrees with the one obtained in Ref.[19] for the same quantity. It also agrees with the number of PBHs that settle on the star crossing orbits calculated numerically in Ref.[11]. This implicitly confirms our starting assumption that when the star is formed, the whole phase space with $E < 0$ is filled with the maximum phase-space density.

The captured number grows infinitely as $a_{\max} \rightarrow \infty$, i.e. when larger and larger orbits are included. At some point, however, a_{\max} becomes so big that either the cooling time becomes longer than the age of the star, or the perturbations from nearby stars can no more be neglected. We will see below that, in realistic conditions of dwarf galaxies, the cooling requirement is more constraining at masses below $\sim 10^{21}$ g. In order to estimate the number of captured PBHs from eq. (24) in this mass range it remains, therefore, to substitute in eq. (24) the maximum size of the orbit that still has time to cool and settle inside the star. The orbits that PBHs acquire after the contraction are much smaller than the critical value (4), so we should use eq. (6) for the cooling time. Comparing eqs. (24) and (6) we see that their dependence on a and m is the same, so that we can rewrite the captured number N as follows,

$$N = 3\sqrt{6\pi} R_g^2 \frac{\ln \Lambda}{M_*} \frac{\rho_{\text{DM}}}{\sigma^3} t_{\text{cool}}. \quad (25)$$

From this expression we conclude that when the capture is limited by the cooling time, the number of captured PBHs does not depend on the PBH mass m . Note, however, that eq. (6) is approximate, so the estimate (25) is only valid when the former is correct.

If we substitute in eq. (25) the cooling time of order of the star lifetime, $t_{\text{cool}} \sim 10$ Gyr, we find that numerically

$$N = 2.3 \left(\frac{\rho_{\text{DM}}}{100 \text{ GeV/cm}^3} \right) \left(\frac{7 \text{ km/s}}{\sigma} \right)^3 \left(\frac{t_{\text{cool}}}{10 \text{ Gyr}} \right). \quad (26)$$

This is very close to the result of the numerical simulations of Ref.[11] as will be discussed below. It should be stressed, however, that several approximations have been made to obtain eq. (25), so the numerical agreement of eq. (25) with simulations is a mere coincidence. Among these approximations we have used the *average* energy loss and assumed, when calculating the average in eq. (2), that the trajectories are distributed uniformly over the impact parameter plane inside the star. We see now from eq. (24) that this is not the case: if it were, the measure in eq. (23) would have been $b db$, not db . We have also assumed that $b \ll a$. This approximation may break

for small PBH masses leading to small energy loss, cf. eq. (2), which would imply that only relatively compact trajectories have time to cool down.

If one does not want to rely on assumptions, numerical methods must be used to determine N . Such simulations have been performed in Refs.[9, 10, 11]. The calculation is greatly simplified by the fact that the total dark matter mass on bound orbits is by many orders of magnitude smaller than the star mass, so one can simulate PBH trajectories *one by one* in the same gravitational potential of the contracting cloud, each time with different initial conditions. Further simplification is due to the adiabatic character of the contraction. Because of that one may chose a convenient parameterization of the time-dependent cloud shape — all choices should give the same result as long as the contraction is slow.

The general algorithm is as follows (see Ref. [11] for details). One generates random initial conditions for PBH trajectories covering uniformly the relevant region of the phase space. For numerical efficiency one may sample only the region of negative starting energy and small angular momentum containing (almost) all the trajectories that, by the end of the contraction, may become gravitationally bound and passing through the star. Each trajectory is then evolved in the gravitational field of the contracting cloud. The trajectories that do pass through the star at the end of the contraction are selected.

Among these trajectories, the ones with the apastron too large to survive the deflections by nearby stars (see Sect. 2.3) are then discarded. For each of the remaining trajectories the cooling time has to be checked. It is not sufficient at this stage to rely on the average energy loss (3). In Ref.[11] the energy losses were calculated with the account of the actual star density profile (the Solar profile was used) and the parameters of individual trajectories. The trajectories having the cooling time longer than the star lifetime are again discarded. The remaining ones are considered successful.

The phase space region sampled by the initial conditions contains some total number and total mass of PBH. Knowing the fraction of the successful (that is, leading to capture) trajectories from simulations, one may immediately determine the mean captured number \bar{N} and the mean captured mass $\bar{M} = m\bar{N}$ of PBHs. For a $1 M_{\odot}$ star the result is shown in Fig. 1, which is the same as Fig. 1 of Ref.[11], except \bar{N} is shown instead of \bar{M} .

On the horizontal part of the plot in the range roughly $10^{19} - 10^{21}$ g, the mean captured number is limited by the cooling time. There it is in agreement with eq. (25) which predicts no dependence on the PBH mass. The drop at around 10^{21} g occurs where the requirement of not being perturbed by the nearby stars becomes more important than that of the cooling time. This part of the curve depends on the assumed ambient star density n_* ; the value $n_* = 0.009 \text{ pc}^{-3}$ as inferred from measured parameters of the Triangulum II dwarf galaxy was used on this plot.

At PBH masses smaller than $\sim 10^{19}$ g the mean captured number starts to decrease. This can be traced back to breaking of the approximations used to derive eq. (25), in particular of the assumption that the trajectories with $a \gg b$ give the dominant contribution.

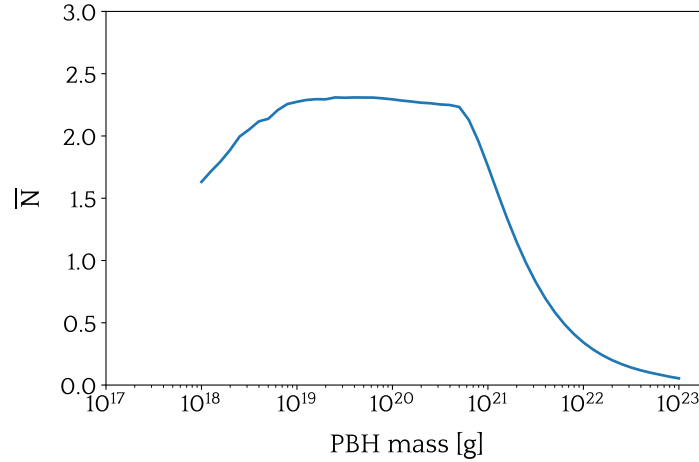


Fig. 1 The mean number \bar{N} of PBHs captured by a star of $1 M_{\odot}$ at birth as a function of the PBH mass. The calculation assumes an isolated star at rest in an environment with the PBH mean mass density of 100 GeV/cm^3 and velocity dispersion 7 km/s . The plot is based on the same simulation as Fig. 1 of Ref.[11].

4.2 Mean captured number: compact stars

Compact stars form as a result of evolution of main sequence stars. Massive stars with masses in the range of $8M_{\odot} \lesssim M_* \lesssim 15M_{\odot}$ during their main sequence phase typically end their evolution as neutron stars, the lighter ones become white dwarfs, while the heavier ones collapse directly into black holes. The lifetimes of massive stars decrease as the mass grows, reaching about $\sim 10 \text{ Myr}$ at the heavy mass end. If a main sequence star at its birth has trapped one or more PBHs on bound star crossing orbits, and if they get captured inside the progenitor star and sink to the center before it evolves into a compact remnant, they may be inherited by the latter.

This two-step process has been considered in Refs.[9, 10] where the amount of captured PBHs was estimated for neutron stars and white dwarfs in the assumption that at the first stage the PBHs do not destroy the progenitor. This assumption is not crucial for deriving constraints based on the neutron star and white dwarf disappearance because the destruction of a progenitor star has the same effect. Progenitors of various masses have been considered. The results were presented in the form of expected constraints on the fraction of PBHs in the total amount of dark matter that one could impose provided a population of neutron stars and/or white dwarfs is found in dwarf galaxies. Unfortunately, this is not presently the case. Note, however, that perturbations by nearby stars were not taken into account in the analysis of Refs.[9, 10].

5 Implications for constraints on PBH abundance

As already mentioned, the destruction of stars — main sequence or compact — by PBHs may potentially have several different signatures that may be used to constrain (or detect) the PBH abundance. Of these, a mere star disappearance due to their conversion into sub-solar mass black holes appears the most robust one. We will now consider this signature in more detail; other signatures will be briefly discussed in the concluding section. We will focus on main sequence stars because they are much easier to observe, while the deficit of compact stars due to their transmutation into black holes is much harder to establish experimentally. In fact, as of today, no neutron stars or white dwarfs have been detected in dwarf galaxies.

In the previous sections we have seen that PBHs of asteroid masses are very difficult to capture inside stars. All the mechanisms that we have considered require cosmologically long time and may lead to sizable probability of capture only in exceptional environments. Both the probability of the direct capture, eq. (13), and the capture at birth, eq. (26), are proportional to $\rho_{\text{DM}}/\sigma^3$. Following Ref.[11] one may classify the existing environments according to their “merit factor” η defined as

$$\eta = \frac{\rho_{\text{DM}}}{100 \text{ GeV/cm}^3} \left(\frac{7 \text{ km/s}}{\sqrt{2}\sigma} \right)^3,$$

where $\sqrt{2}$ accounts for the fact that when both PBHs and stars have the same velocity dispersion σ , the relative velocity has the dispersion $\sqrt{2}\sigma$. In the environments with $\eta = 1$ eqs.(13) and (26) apply with ρ_{DM} - and σ -dependent factors equal to 1.

Of all the astrophysical environments with experimentally confirmed DM density only some ultra-faint dwarf galaxies (UFDs) reach the values of η close to 1. Among the most promising UFDs are the Triangulum II ($\eta \geq 0.95$), Tucana III ($\eta \geq 0.51$), Draco II ($\eta \geq 0.39$), Segue 1 ($\eta = 0.39$) and Grus I ($\eta = 0.37$). These numbers are calculated from actually measured parameters of these galaxies [11]; the inequalities are used where only the upper bounds on the velocity dispersion exist. For comparison, the Milky Way in the solar neighborhood has $\eta \sim 2 \times 10^{-8}$.

The PBH capture is a random uncorrelated process and therefore the probability to capture a given number of PBHs follows the Poisson distribution with the expectation equal to the mean captured number \bar{N} . For a solar mass star this quantity was calculated numerically in Ref. [11]; it is shown in Fig. 1 for the Triangulum II galaxy which has $\eta \simeq 1$. In the mass range $\sim 10^{19} - 10^{21}$ g the mean captured number is $\bar{N} \simeq 2.2$ assuming PBHs constitute all of the DM. This corresponds to the survival probability (the probability to capture zero PBHs) $p_0 = \exp(-\bar{N}) \simeq 0.11$, meaning that the stars actually observed in this galaxy would constitute only 11% of their original number as formed about 10 Gyr ago, while 89% would have been destroyed by PBHs.

If PBHs constitute only a fraction $f = \Omega_{\text{PBH}}/\Omega_{\text{DM}}$ of the DM, the mean captured number would be $f\bar{N}$, and the survival probability would be higher for smaller f . Requiring that no more than a certain fraction of stars has been destroyed translates

into constraints on f [11]. The result is shown in Fig. 2 for two assumed values of the maximum destroyed fraction of stars equal to 50% and 20%.

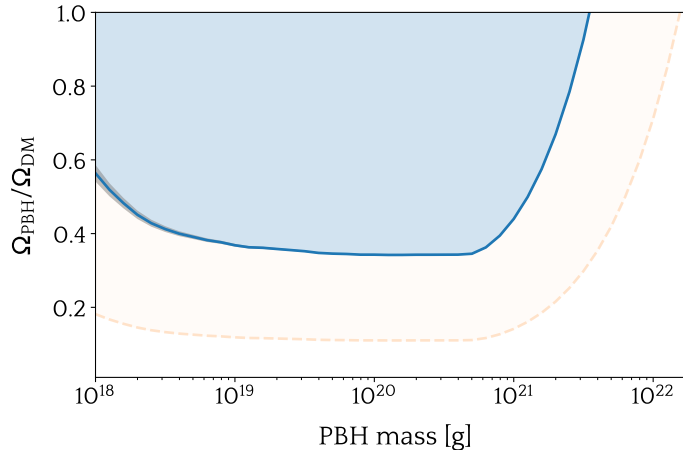


Fig. 2 Upper limits on the PBH abundance $\Omega_{\text{PBH}}/\Omega_{\text{DM}}$ as a function of the PBH mass for the Triangulum II dwarf galaxy *assuming* that no more than 50% (blue) or 20% (orange) of stars were destroyed by PBHs. Figure adopted from Ref.[11].

It is not straightforward to infer the maximum allowed fraction of destroyed stars from present-day observations as this would involve modeling of a dwarf galaxy history. While such models exist, they have large uncertainties. A way around has been proposed in Ref.[12]; it makes use of the fact that the destruction probability grows with the mass of the star. This is illustrated in Fig. 3 which shows the dependence of the mean captured number of PBHs on the star mass for the case $\eta = f = 1$. This dependence is close to linear, and therefore the survival probability decreases exponentially with the star mass. Thus, the presence of PBHs, apart from reducing the number of stars, also strongly impacts the *stellar mass function* depleting its high-mass end.

Known UFD galaxies (see Ref. [26] for a review) have from hundreds to thousands of individual stars resolved with masses typically going down to $0.5M_{\odot}$, and down to $0.2M_{\odot}$ in some cases. Moreover, it has been shown [27] that the James Webb Space Telescope can resolve stars down to $0.09M_{\odot}$ in the dwarf galaxy Draco II at a distance of ~ 20 kpc. From these data one can, in principle, reconstruct the stellar mass function with a good accuracy and in a sufficiently wide mass range. Importantly, with the already existing technology, these data may be extended to low masses $\lesssim 0.2M_{\odot}$ where the effect of PBHs should be negligible.

Modeling of the stellar mass distribution at birth, or initial mass function, is a standard tool in the galactic astrophysics [28, 29]. The UFDs are of particular interest in this context because, according to current understanding, their stars have all been formed in a single burst some 12.8 Gyr ago. The long-lived ones — those

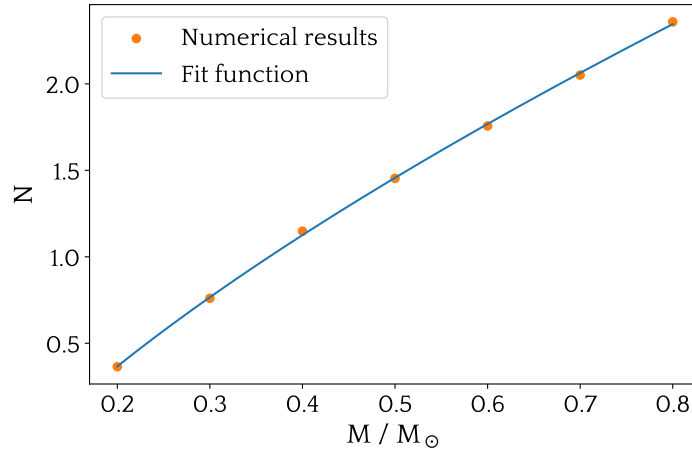


Fig. 3 The mean captured number \bar{N} as a function of the star mass M assuming $\eta = 1$ and $f = 1$. The dots show the numerical result, the blue line represents the fit by the function $a(M/M_{\odot})^b + c$ with $a = 3.76$, $b = 0.685$ and $c = -0.883$. Figure adapted from Ref.[12].

with masses below $\sim 0.8M_{\odot}$ — should therefore have preserved their initial mass distribution until present.

The destruction of stars by PBHs modifies this picture. Importantly, the effect of PBHs switches on and off very sharply (exponentially) as the merit factor goes through the value $\eta \approx 1$. Thus, comparing several UFDs with η scattered around 1 should give a good handle on the parameters of the unmodified stellar mass function, as well as on its possible modifications due to the star destruction by PBHs.

Preliminary estimates of the sensitivity of this approach have been made in Ref.[12] using simulated data. A star population was generated with the Kroupa mass function with the standard parameters and the number of stars corresponding to a typical UFD, thus mimicking closely the observational data. These mock data then have been fitted to a model based on a generic mass function model (broken power law or log-normal) with a few free parameters varying in the ranges inferred from observations. The model also included the destruction of stars by PBHs controlled by one more free parameter, the fraction of PBHs f varying between 0 and 1. The Bayesian method was used to infer the likely values of all the parameters, including f . The results show that the method is sensitive enough to exclude large values of f down to 0.8 at more than 3σ level. It appears therefore quite feasible to exclude 100% of the DM being composed of PBHs with already existing observations.

6 Summary and concluding remarks

Primordial black holes are an appealing candidate for the dark matter. However, large parts of the potentially available mass range are constrained by various arguments, and only the so-called asteroid mass window from $\sim 10^{17}$ g to $\sim 10^{23}$ g remains fully allowed until now. We have argued that capture of PBHs by main sequence stars in dwarf galaxies may be a promising way to probe this mass range. Moreover, it is conceivable that this can be done with the existing technologies, if not with already existing data.

The approach that we have outlined consists, essentially, in comparing the stellar mass functions of dwarf galaxies with low and high values of the merit factor η . For that good quality data on stellar populations are required. Such data already exist for some of the galaxies with low η where stars have been resolved down to $0.2M_{\odot}$. For high η galaxies, notably for the ones listed in Sect. 5, the current observations go down to $0.5M_{\odot}$. This may or may not be sufficient to firmly exclude the possibility of all of the DM consisting of PBHs, $\Omega_{\text{PBH}}/\Omega_{\text{DM}} = 1$. Better observations of these galaxies extending to smaller star masses will be very important for this purpose.

We have focused on the most straightforward signature of the star destruction by PBHs, the mere star disappearance. But there are likely other signatures. If a sizable fraction of stars in a dwarf galaxy is destroyed by PBHs, this would create a population of sub-solar mass black holes. They are not directly visible, but may perhaps be detected in gravitational waves. It is likely that the star destruction itself is accompanied by a supernova-type energy release. If this is a short event that might have happened any time in the last 10 Gyr, we have to be very lucky to observe and identify one today, unless it has features that make these explosions unambiguously distinguishable from other supernova events. Alternatively, last stages of the star accretion onto a black hole may be relatively long and luminous, in which case we have a good chance to detect and maybe identify such an event as being due to a PHB capture.

Acknowledgements The author is indebted to N. Esser for the help with making Fig. 1 and for comments on the manuscript. This work is supported in part by the Institut Interuniversitaire des Sciences Nucléaires (IISN) Grant No. 4.4503.15.

References

1. Bernard Carr, Kazunori Kohri, Yuuiti Sendouda, and Jun'ichi Yokoyama. Constraints on primordial black holes. *Rept. Prog. Phys.*, 84(11):116902, 2021.
2. B. J. Carr, Kazunori Kohri, Yuuiti Sendouda, and Jun'ichi Yokoyama. New cosmological constraints on primordial black holes. *Phys. Rev. D*, 81:104019, 2010.
3. Adam Coogan, Logan Morrison, and Stefano Profumo. Direct Detection of Hawking Radiation from Asteroid-Mass Primordial Black Holes. *Phys. Rev. Lett.*, 126(17):171101, 2021.

4. Kim Griest, Agnieszka M. Cieplak, and Matthew J. Lehner. New limits on primordial black hole dark matter from an analysis of kepler source microlensing data. *Phys. Rev. Lett.*, 111:181302, Oct 2013.
5. Kim Griest, Agnieszka M. Cieplak, and Matthew J. Lehner. Experimental Limits on Primordial Black Hole Dark Matter from the First 2 yr of Kepler Data. *Astrophys. J.*, 786(2):158, 2014.
6. A. Barnacka, J. F. Glicenstein, and R. Moderski. New constraints on primordial black holes abundance from femtolensing of gamma-ray bursts. *Phys. Rev. D*, 86:043001, 2012.
7. Andrey Katz, Joachim Kopp, Sergey Sibiryakov, and Wei Xue. Femtolensing by Dark Matter Revisited. *JCAP*, 12:005, 2018.
8. Fabio Capela, Maxim Pshirkov, and Peter Tinyakov. Constraints on primordial black holes as dark matter candidates from capture by neutron stars. *Phys. Rev. D*, 87(12):123524, 2013.
9. Fabio Capela, Maxim Pshirkov, and Peter Tinyakov. Constraints on Primordial Black Holes as Dark Matter Candidates from Star Formation. *Phys. Rev. D*, 87(2):023507, 2013.
10. Fabio Capela, Maxim Pshirkov, and Peter Tinyakov. Adiabatic contraction revisited: implications for primordial black holes. *Phys. Rev. D*, 90(8):083507, 2014.
11. Nicolas Esser and Peter Tinyakov. Constraints on primordial black holes from observation of stars in dwarf galaxies. *Phys. Rev. D*, 107(10):103052, 2023.
12. Nicolas Esser, Sven De Rijcke, and Peter Tinyakov. The impact of primordial black holes on the stellar mass function of ultra-faint dwarf galaxies. 11 2023.
13. Peter W. Graham, Surjeet Rajendran, and Jaime Varela. Dark Matter Triggers of Supernovae. *Phys. Rev. D*, 92(6):063007, 2015.
14. Paulo Montero-Camacho, Xiao Fang, Gabriel Vasquez, Makana Silva, and Christopher M. Hirata. Revisiting constraints on asteroid-mass primordial black holes as dark matter candidates. *JCAP*, 08:031, 2019.
15. H. Bondi. On spherically symmetrical accretion. *Mon. Not. Roy. Astron. Soc.*, 112:195, 1952.
16. S. Chandrasekhar. Brownian motion, dynamical friction, and stellar dynamics. *Rev. Mod. Phys.*, 21:383–388, Jul 1949.
17. James Binney and Scott Tremaine. *Galactic dynamics*. 1987.
18. Eve C. Ostriker. Dynamical Friction in a Gaseous Medium. *Astrophys. J.*, 513(1):252–258, Mar 1999.
19. Marc Oncins, Jordi Miralda-Escudé, Jordi L. Gutiérrez, and Pilar Gil-Pons. Primordial black holes capture by stars and induced collapse to low-mass stellar black holes. *Mon. Not. Roy. Astron. Soc.*, 517(1):28–37, 2022.
20. William H. Press and David N. Spergel. Capture by the sun of a galactic population of weakly interacting massive particles. *Astrophys. J.*, 296:679–684, 1985.
21. Chris Kouvaris. WIMP Annihilation and Cooling of Neutron Stars. *Phys. Rev. D*, 77:023006, 2008.
22. Yoann Génolini, Pasquale Serpico, and Peter Tinyakov. Revisiting primordial black hole capture into neutron stars. *Phys. Rev. D*, 102(8):083004, 2020.
23. Alan P. Boss and Harold W. Yorke. Protoplanetary Disks, Mid-Infrared Dips, and Disk Gaps. *Astrophys. J.*, 469:366, September 1996.
24. Matthew R. Bate. Collapse of a molecular cloud core to stellar densities: the first three-dimensional calculations. *Astrophys. J. Lett.*, 508:L95, 1998.
25. Jason M. Kirk, D. Ward-Thompson, and P. Andre. The Initial conditions of isolated star formation. 6. SCUBA mapping of prestellar cores. *Mon. Not. Roy. Astron. Soc.*, 360:1506–1526, 2005.
26. Joshua D. Simon. The Faintest Dwarf Galaxies. *Ann. Rev. Astron. Astrophys.*, 57:375–415, August 2019.
27. Daniel R. Weisz *et.al*. The jwst resolved stellar populations early release science program. ii. survey overview. *The Astrophysical Journal Supplement Series*, 268(1):15, aug 2023.
28. Pavel Kroupa. On the variation of the initial mass function. *Mon. Not. Roy. Astron. Soc.*, 322(2):231–246, April 2001.
29. Gilles Chabrier. Galactic Stellar and Substellar Initial Mass Function. *PASP*, 115(809):763–795, July 2003.