

Predictions for a Low-mass Cutoff for the Primordial Black Hole Mass Spectrum

JAMES BARBIERI¹ AND GEORGE CHAPLINE²

¹*Advanced Systems Development,
1 Administrative Circle,
China Lake, 93555, USA - retired*

²*Space Science Institute,
Lawrence Livermore National Laboratory,
7000 East Ave., Livermore, CA*

(Dated:)

ABSTRACT

In this note we outline how a modest violation in the conservation of mass during the merger of two PBHs affects the PBH mass spectrum that we previously obtained using a Boltzmann equation model for the evolution of the mass spectrum with no mass loss. We find that if the initial cosmological redshift is on the order 10^{12} , then the fraction of primordial holes with masses greater than 10^3 solar masses appears to be close to what is required to provide the seeds for galaxies. In addition we note that as a result of rapid collisions and strong coupling to electromagnetic radiation for temperatures $> \text{GeV}$ (Chapline & Barbieri 2018), there will be an effective low mass cutoff in the mass spectrum for PBH masses less than a certain PBH mass less than $0.1M_{\odot}$. We also point out that this cutoff in the mass spectrum below $\sim 0.1M_{\odot}$ can be confirmed by combining future microlensing observations from the Roman Space Telescope and the Vera C. Rubin Observatory with astrometric observations.

Keywords: gravitational collapse; cosmology; dark matter; vacuum energy; CMB.

1. INTRODUCTION

Primordial black holes (PBHs) provide an attractive explanation for dark matter in that they can not only provide the seeds for both galaxies and the large scale density inhomogeneities in the observed universe, but because BHs can possess a large entropy, then PBHs may explain the origin of the CMB (see e.g., Green & Kavanagh 2021, for a review). In particular, if the cosmological redshift extends to $z \sim 10^{12}$ and the initial mass spectrum for PBHs is restricted to masses between $0.01M_{\odot}$ and $< 1M_{\odot}$, then it appears the appearance of a CMB and large scale inhomogeneous structure of the universe would necessarily follow (Chapline & Barbieri 2019). The signature for this scenario is that today there is a sharp cutoff in the PBH mass spectrum somewhere in the range $0.01 - 0.1M_{\odot}$. In a previous paper (Chapline & Barbieri 2018), we introduced a Boltzmann equation formalism for evaluating how the mass spectrum of PBHs evolves with cosmological time as a result of collisions and coalescence between black holes during the long period $z < 10^{10}$ when the standard cosmological model containing radiation and dark matter

is applicable. A notable consequence of our Boltzmann equation model and the assumption that dark matter consists entirely of PBHs is that the fraction of the dark matter PBH which appears with masses $> 1000M_{\odot}$ is completely consistent with the assumption that these large mass PBHs became the seeds for galaxies and stellar clusters. In this paper we consider how our previous model for the PBH mass spectrum is modified if during mergers the sum of the masses of the merging BHs is reduced due to gravitational radiation or radiation of entropy (Chapline 1975; Chapline et al. 2001).

Collisions between black holes in which the black holes do not coalesce will also result in a change in their masses due to gravitational radiation and entropy loss. However these mass losses will be much greater when the black holes actually coalesce. In this paper we neglect this effect, which significantly simplifies the Boltzmann equation calculation. In particular, we only include the first term in Eq.1 which describes how the fraction of primordial black holes (PBHs) with a mass between M and $M + dM$ increases with time and

due to the coalescence of a black hole of mass M' and $M - M' + \Delta M_{GR}$, where ΔM_{GR} is the mass loss due to gravitational radiation plus entropy loss.

The existence of mass loss during mergers of BHs as a result of gravitational radiation or entropy loss are among the black hole transformations allowed by Christodoulou. (Christodoulou 1970). In addition the existence of mass loss during mergers of BHs appears to be consistent with LIGO observations (Isi et al. 2019). In addition a strong coupling between BHs and thermal radiation is expected for temperatures $> \text{GeV}$ in a quantum theory of gravity (Chapline et al. 2001). In this paper the effect of mass loss due to either gravitational radiation or the creation and loss of BH entropy created during collisions is accounted for by simply introducing an ad-hoc mass loss during a merger. Since neither the amount of gravitational radiation or entropy generation associated with the merger of two black holes can be calculated due to a lack of detailed understanding of how these mass losses depend on the initial conditions, we simply reran our Boltzmann equation model with the additional ad-hoc assumption that the final mass differs of the merging black holes by a deficit ΔM_{GR} . We have considered values for ΔM_{GR} in the range of 15% – 30%. since these mass changes seems to be a reasonable based on the LIGO data. In the future, observations of the "ring-down" gravitational signatures in the LIGO data may provide a much better understanding of the mass loss magnitudes expected for mergers of BHs with masses $> M_{\odot}$.

2. BOLTZMANN EQUATION MODEL FOR MASS SPECTRUM

The Boltzmann equation suggested in (Chapline & Barbieri 2018) is:

$$\frac{dp(M)}{dt} = 27\pi\nu(t)\frac{\rho_{DM}}{M(t)} \left[\int_{M^*}^M \sigma_{cap}(M', M - M')p(M - M')p(M')dM' - p(M) \int_{M^*}^{\infty} \sigma_{cap}(M, M')p(M')dM' \right] \quad (1)$$

where ρ_{DM} is the present day dark matter density, $\nu(t)$ is the virial velocity of the at time t and M_{DM} is the initial dark energy star mass (at $z \approx 10^{12}$), and σ_{cap} is the Bae cross section. Here time runs from a very early time corresponding to a redshift $1 + z_r \approx 10^{11}$ to $z = 0.0$. However, in practice we were not able to

extend our numerical solution to Eq. 1 to $z < 10^8$. The time dependence of the average relative velocity $\nu(t)$ is of course complicated. However as a rough approximation we will assume that $\nu^2(t)$ scales roughly as the as the inverse square root of the distance between PBHs.

In the Newtonian limit, the angular momentum $L = b\mu v_{\infty}$ where b is the impact parameter, μ is the reduced mass, v_{∞} is the virial velocity ν/c and the energy $E = (1/2)\mu v_{\infty}^2$. The critical impact parameter b_{crit} is

$$b_{crit} = \frac{L}{\mu v_{\infty}} = \frac{L}{\sqrt{2\mu E}}, \quad (2)$$

For unequal masses b_{crit} is (Kovetz 2017),

$$b_{crit} = \left(\frac{340\pi}{3} \frac{m_1 m_2 (m_1 + m_2)^5}{v_{\infty}^2} \right)^{1/7}, \quad (3)$$

and the capture cross section is $\sigma_{cap} = \pi b_{crit}^2$.

Since the first term of the Boltzmann equation represents the increase in mass due to mergers, it is the only term where mass loss due to gravitational radiation or entropy generation is significant. We define the mass loss term $M_t(j)$ as

$$M_t(j) = \sigma_{cap}(t)\rho(t), \quad (4)$$

where $\sigma_{cap}(t)$ is the Bae cross section at time t and $\rho(t)$ is the density at time t . The change in the mass $\Delta M_t(j)$ is:

$$\Delta M_t(j) = \frac{pc_{loss}}{\delta t} M_t(j), \quad (5)$$

where $M_t(j)$ is the mass array $M(j)$ at time t , and the change in mass at each time step $\delta t = t_i - t_{i-1}$. (In our implementation $\delta t = 0.0532$ at $z = 1.0 \times 10^{12}$ to $\delta t = 33.54$ at $z = 1.0 \times 10^9$), and pc_{loss} is the estimated percent loss in mass. The updated mass due to mass loss is:

$$M_t(j) = M_{t-1}(j) - \Delta M_{t-1}(j), \quad (6)$$

our mass distributions were calculated using above mass loss scenario. In the following we show the initial and final normalized probability density $P(M)$ for PBH mass distributions for the scenarios considered. In the following calculation we assume that the initial mass was $M^* = 0.05M_{\odot}$ or $M^* = 0.1M_{\odot}$, both with an initial redshift $z_i = 1.0 \times 10^{12}$ our final redshift $z_f = 1.0 \times 10^8$ is limited by the increasing computational expense of extending the numerical solution farther in time because of the small merger rate at smaller redshifts. Indeed we have found that the spectrum changes very slowly after $z = 10^8$. Thus it is possible to get an idea where

our calculated mass spectrum is consistent with the observed abundance of seeds of galaxies as well as N-body simulations of the formation of matter homogenieties, even though our formal calculation doesn't extend to $z < 1000$ where structures form. As a result of these constraints the mass range we have considered include masses $0.01M_{\odot} < M < 1000.0M_{\odot}$. In this paper we assume a 15% to 30% for the first term only, since the change in the spectrum due to the second term is expected to be much smaller.

3. MASS LOSS AND ENTROPY

Hawking's area rule (Susskind & Lindesay 2005) states that the total area of a group of black holes represents an entropy that never decreases. On the other hand, the mass of two black holes can decrease due to gravitational radiation, as well as the radiation of BH entropy as thermal electromagnetic radiation. However, the specific heat of black holes is very large (Chapline et al. 2001) which implies that the temperature arising from the mergers of two BHs with masses greater than $1M_{\odot}$ is very low. Therefore it is not expected that mass loss due to radiation of thermal entropy will be important for these masses. A similar conclusion follows from Hawking's area rule even though the specific heat implied by Hawking's entropy contradicts the requirement that the specific heat of any physical system with many degrees of freedom must be positive.

What is possible, though, is that at the cosmological red shifts we are contemplating (viz. $> 10^{10}$). The contribution to mass loss of thermal radiation due to quantum effects can be important (Chapline et al. 2001). As a result we expect that large mass losses due to both gravitational radiation and thermal heat radiation will be very important for cosmological redshifts $> \sim 10^{12}$, leading to a sharp cutoff in the mass spectrum for PBH masses somewhere below $1M_{\odot}$. For PBH mergers with mass greater than M_{\odot} , we do not expect that BH entropy loss will lead to an observable mass loss, although gravitational radiation will continue to be observable.

4. RESULTS

For the results plotted here we use as an estimate of the coefficient of in Eq. (1)

$$10^{12}(1+z)^3\nu(t)\frac{\rho_{DM}}{\bar{M}(t)}\left(\frac{G}{c^2}\right)^2, \quad (7)$$

In Fig 1 $P(M)$ distributions for $m^* = 0.1$ and $m^* = 0.05$ - assuming no mass loss - is shown. In Figures 2 and 3 the results of the Boltzmann mass loss calculation for

$m^* = 0.05M_{\odot}$ and $m^* = 0.1M_{\odot}$, for no loss, 15% mass loss, and 30% mass loss .

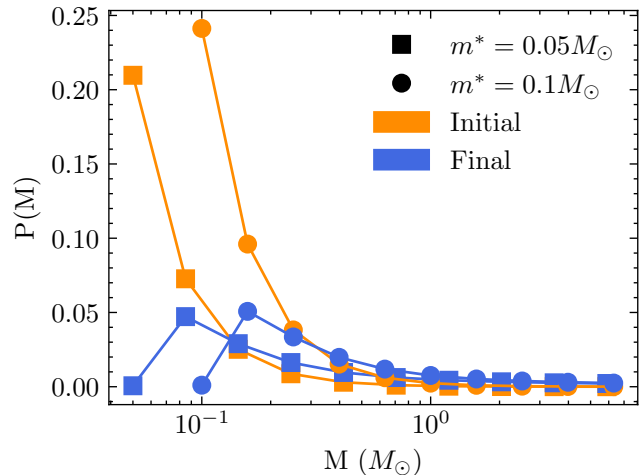


Figure 1. $P(M)$ distributions - assuming no mass loss

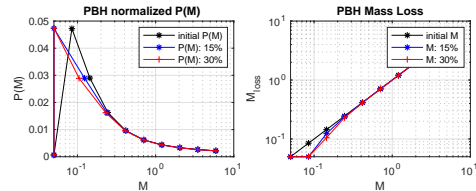


Figure 2. $P(M)$ for $m^* = 0.05M_{\odot}$ for 15% and 30% mass losses

In Fig 2 and 3, we show the mass spectrum $P(M)$ and the mass loss spectrum as a function of initial mass initial mass. The $P(M)$ spectrums are compared, assum-

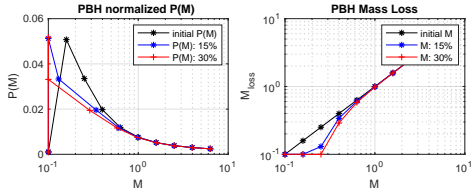


Figure 3. $P(M)$ for $m^* = 0.1M_\odot$ for 15% and 30% mass losses

ing a starting masses of $m^* = 0.05M_\odot$ and $m^* = 0.1M_\odot$. and where the initial probability is calculated assuming $P(M) = (m^*/M')/\log(M_{max}/m^*)$ and $M_{max} = 10M_\odot$. Fig. 2 and 3 suggests that the largest change between the initial and final PBH mass spectrum is in the $10^{-2} - 10^0M_\odot$. Indeed, our mass-loss mechanism leads to a predicted low-mass cutoff of the PBH mass spectrum at $\lesssim 10^{-2}M_\odot$. Therefore any observational constraints on sub-stellar mass dark compact objects may provide information relating to the origin of dark matter under our mass-loss models.

As we noted above the initial redshifts for our calculation were chosen to allow the abundance of PBHs with masses $> 1000M_\odot$ to match the observed abundance of seeds for galaxies. The PBH masses were then chosen to be consistent with the horizon mass

$$M_H = 4\pi\rho R_H^3 \quad (8)$$

where R_H is the distance to the horizon ($= 3t$ in a radiation dominated universe). This mass is relevant because in the early universe BHs tend to form at the horizon (Chapline 1975). The initial PBH mass can then be estimated using the extrapolated density of dark matter and the frequency for quanta where the event horizon

becomes opaque to thermal radiation (Chapline et al. 2001):

$$\nu = 0.3\text{GeV} \left(\frac{M_o}{M_{BH}} \right)^{1/2} \quad (9)$$

In other words when the extrapolated CMB temperature reaches ≈ 1 GeV, then a PBH can radiate all of its mass attributable to its internal entropy (Chapline et al. 2001). It is interesting that the OGLE microlensing data does include several events with apparent masses below 1 solar mass (Perkins et al. 2024), although it may turn out that these events represent brown dwarfs rather than PHs. It is interesting that analysis of the OGLE microlensing data does include several events with masses apparently below $1M_\odot$ (Perkins et al. 2024). At the present time it is unclear whether these events represent PBHs or "brown dwarfs".

5. OBSERVATIONAL PROSPECTS

Photometric microlensing surveys (e.g., Udalski et al. 2015) currently provide the tightest constraints on compact dark object dark matter in the sub-stellar mass ranges. Observations of short-timescale photometric microlensing events towards the Galactic Bulge (Niikura et al. 2019a) and M31 (Niikura et al. 2019b) place constraints on the fraction of dark matter in PBHs at $\lesssim 10\%$ and $\lesssim 1\%$ for the mass ranges $[10^{-6}-10^{-3}]M_\odot$ and $[10^{-11}-10^{-6}]M_\odot$, respectively. However, the constraints towards the Bulge are sensitive to whether short-scale timescale events are assumed to be caused by PBHs or a population of free floating planets with similar masses (Niikura et al. 2019a). Constraints from the microlensing surveys towards the Magellanic Clouds (e.g., Tisserand et al. 2007; Wyrzykowski et al. 2011) constrain the remaining substellar mass-range $[10^{-3}-10^0]M_\odot$ ruling out the fraction of dark matter in PBHs at $\lesssim 5\%$. Although the current microlensing constraints rule out a large fraction of dark matter being in form of PBHs (e.g., Bird et al. 2023), they are not sufficient to definitively probe a sub-stellar PBH mass spectrum cutoff.

Prospects for probing the sub-stellar PBH mass spectrum will improve with upcoming microlensing surveys. In addition to increased photometric sensitivity, for example the Vera C. Rubin Observatory (Ivezic et al. 2019) could provide constraints on the fraction of dark matter in compact objects down to $\lesssim 0.1\%$ for masses in the range $[10^{-3}-10^0]M_\odot$ with photometric microlensing (Drlica-Wagner et al. 2019), however this is strongly dependant on Galactic Bulge observing cadences chosen (Abrams et al. 2023). Future surveys will also be

able to constraint more powerful microlensing observables. Simultaneous photometric monitoring of events from spatially separated observatories such as the Roman Space Telescope (RST; [Spergel et al. 2015](#)) at the second Lagrange point and ground-based surveys (e.g., PRIME; [Kondo et al. 2023](#)) will allow microlensing parallax to be measured for the free-floating planet mass ranges ([Refsdal 1966](#); [Gould et al. 2021](#)) which could provide the means to disentangle PBHs from a free-floating planet population ([Pruett et al. 2022](#); [Lam et al. 2020](#); [Perkins et al. 2024](#)).

Finally, the advent of sub-mas astrometric capable observatories (e.g., RST and Gaia; [Gaia Collaboration et al. 2016](#)), enables the astrometric signatures of microlensing events ([Walker 1995](#); [Hog et al. 1995](#); [Miyamoto & Yoshii 1995](#)) to be detected which can pro-

vide direct lens-mass measurements (e.g., [Sahu et al. 2022](#); [Lam et al. 2022](#); [McGill et al. 2023](#)) leading to direct constraints across the dark matter mass spectrum ([Van Tilburg et al. 2018](#); [Verma & Rentala 2023](#); [Mondino et al. 2023](#); [Fardeen et al. 2023](#)).

- 1 We would like to thank Peter McGill for pointing out
- 2 that due to the emergence of new observing platforms it
- 3 will be possible to confirm the existence of a lower bound
- 4 on PBH masses in the near future and We would like to
- 5 thank Scott Perkins for comments regarding the inter-
- 6 pretation of the OGLE microlensing data as well as the
- 7 compatibility of our results with the LIGO observations.
- 8 One of us (GC) would like to thank the Lawrence Liv-
- 9 ermore National Laboratory for financial support under
- 10 Contract DE.AC52-07NA27344.

REFERENCES

- Abrams, N. S., Hundertmark, M. P. G., Khakpash, S., et al. 2023, arXiv e-prints, arXiv:2309.15310, doi: [10.48550/arXiv.2309.15310](https://doi.org/10.48550/arXiv.2309.15310)
- Bird, S., Albert, A., Dawson, W., et al. 2023, *Physics of the Dark Universe*, 41, 101231, doi: [10.1016/j.dark.2023.101231](https://doi.org/10.1016/j.dark.2023.101231)
- Chapline, G., Hohlfield, E., Laughlin, R., & Santiago, D. 2001, *Philosophical Magazine B*, 81, 235, doi: [10.1080/13642810108221981](https://doi.org/10.1080/13642810108221981)
- Chapline, G. F. 1975, *PhRvD*, 12, 2949, doi: [10.1103/PhysRevD.12.2949](https://doi.org/10.1103/PhysRevD.12.2949)
- Chapline, G. F., & Barbieri, J. 2018, *Letters in High Energy Physics*, 1, 17, doi: [10.31526/LHEP.1.2018.04](https://doi.org/10.31526/LHEP.1.2018.04)
- . 2019, *Journal of Modern Physics*, 10, 1166, doi: [10.4236/jmp.2019.1010077](https://doi.org/10.4236/jmp.2019.1010077)
- Christodoulou, D. 1970, *PhRvL*, 25, 1596, doi: [10.1103/PhysRevLett.25.1596](https://doi.org/10.1103/PhysRevLett.25.1596)
- Drlica-Wagner, A., Mao, Y.-Y., Adhikari, S., et al. 2019, arXiv e-prints, arXiv:1902.01055, doi: [10.48550/arXiv.1902.01055](https://doi.org/10.48550/arXiv.1902.01055)
- Fardeen, J., McGill, P., Perkins, S. E., et al. 2023, arXiv e-prints, arXiv:2312.13249, doi: [10.48550/arXiv.2312.13249](https://doi.org/10.48550/arXiv.2312.13249)
- Gaia Collaboration, Prusti, T., de Bruijne, J. H. J., et al. 2016, *A&A*, 595, A1, doi: [10.1051/0004-6361/201629272](https://doi.org/10.1051/0004-6361/201629272)
- Gould, A., Zang, W.-C., Mao, S., & Dong, S.-B. 2021, *Research in Astronomy and Astrophysics*, 21, 133, doi: [10.1088/1674-4527/21/6/133](https://doi.org/10.1088/1674-4527/21/6/133)
- Green, A. M., & Kavanagh, B. J. 2021, *Journal of Physics G Nuclear Physics*, 48, 043001, doi: [10.1088/1361-6471/abc534](https://doi.org/10.1088/1361-6471/abc534)
- Hog, E., Novikov, I. D., & Polnarev, A. G. 1995, *A&A*, 294, 287
- Isi, M., Giesler, M., Farr, W. M., Scheel, M. A., & Teukolsky, S. A. 2019, *PhRvL*, 123, 111102, doi: [10.1103/PhysRevLett.123.111102](https://doi.org/10.1103/PhysRevLett.123.111102)
- Ivezić, Ž., Kahn, S. M., Tyson, J. A., et al. 2019, *ApJ*, 873, 111, doi: [10.3847/1538-4357/ab042c](https://doi.org/10.3847/1538-4357/ab042c)
- Kondo, I., Sumi, T., Koshimoto, N., et al. 2023, *AJ*, 165, 254, doi: [10.3847/1538-3881/accef9](https://doi.org/10.3847/1538-3881/accef9)
- Kovetz, E. D. 2017, *PhRvL*, 119, 131301, doi: [10.1103/PhysRevLett.119.131301](https://doi.org/10.1103/PhysRevLett.119.131301)
- Lam, C. Y., Lu, J. R., Hosek, Matthew W., J., Dawson, W. A., & Golovich, N. R. 2020, *ApJ*, 889, 31, doi: [10.3847/1538-4357/ab5fd3](https://doi.org/10.3847/1538-4357/ab5fd3)
- Lam, C. Y., Lu, J. R., Udalski, A., et al. 2022, *ApJL*, 933, L23, doi: [10.3847/2041-8213/ac7442](https://doi.org/10.3847/2041-8213/ac7442)
- McGill, P., Anderson, J., Casertano, S., et al. 2023, *MNRAS*, 520, 259, doi: [10.1093/mnras/stac3532](https://doi.org/10.1093/mnras/stac3532)
- Miyamoto, M., & Yoshii, Y. 1995, *AJ*, 110, 1427, doi: [10.1086/117616](https://doi.org/10.1086/117616)
- Mondino, C., Tsantilas, A., Taki, A.-M., Van Tilburg, K., & Weiner, N. 2023, arXiv e-prints, arXiv:2308.12330, doi: [10.48550/arXiv.2308.12330](https://doi.org/10.48550/arXiv.2308.12330)
- Niikura, H., Takada, M., Yokoyama, S., Sumi, T., & Masaki, S. 2019a, *PhRvD*, 99, 083503, doi: [10.1103/PhysRevD.99.083503](https://doi.org/10.1103/PhysRevD.99.083503)
- Niikura, H., Takada, M., Yasuda, N., et al. 2019b, *Nature Astronomy*, 3, 524, doi: [10.1038/s41550-019-0723-1](https://doi.org/10.1038/s41550-019-0723-1)
- Perkins, S. E., McGill, P., Dawson, W., et al. 2024, *ApJ*, 961, 179, doi: [10.3847/1538-4357/ad09bf](https://doi.org/10.3847/1538-4357/ad09bf)

- Pruett, K., Dawson, W., Medford, M. S., et al. 2022, arXiv e-prints, arXiv:2211.06771, doi: [10.48550/arXiv.2211.06771](https://doi.org/10.48550/arXiv.2211.06771)
- Refsdal, S. 1966, MNRAS, 134, 315, doi: [10.1093/mnras/134.3.315](https://doi.org/10.1093/mnras/134.3.315)
- Sahu, K. C., Anderson, J., Casertano, S., et al. 2022, ApJ, 933, 83, doi: [10.3847/1538-4357/ac739e](https://doi.org/10.3847/1538-4357/ac739e)
- Spergel, D., Gehrels, N., Baltay, C., et al. 2015, arXiv e-prints, arXiv:1503.03757, doi: [10.48550/arXiv.1503.03757](https://doi.org/10.48550/arXiv.1503.03757)
- Susskind, L., & Lindesay, J. 2005, Black holes, information, and the string theory revolution: the holographic universe, Singapore, World Scientific
- Tisserand, P., Le Guillou, L., Afonso, C., et al. 2007, A&A, 469, 387, doi: [10.1051/0004-6361:20066017](https://doi.org/10.1051/0004-6361:20066017)
- Udalski, A., Szymański, M. K., & Szymański, G. 2015, AcA, 65, 1, doi: [10.48550/arXiv.1504.05966](https://doi.org/10.48550/arXiv.1504.05966)
- Van Tilburg, K., Taki, A.-M., & Weiner, N. 2018, JCAP, 2018, 041, doi: [10.1088/1475-7516/2018/07/041](https://doi.org/10.1088/1475-7516/2018/07/041)
- Verma, H., & Rentala, V. 2023, JCAP, 2023, 045, doi: [10.1088/1475-7516/2023/05/045](https://doi.org/10.1088/1475-7516/2023/05/045)
- Walker, M. A. 1995, ApJ, 453, 37, doi: [10.1086/176367](https://doi.org/10.1086/176367)
- Wyrzykowski, L., Skowron, J., Kozłowski, S., et al. 2011, MNRAS, 416, 2949, doi: [10.1111/j.1365-2966.2011.19243.x](https://doi.org/10.1111/j.1365-2966.2011.19243.x)