

The cosmology of $f(R, L_m)$ gravity: constraining the background and perturbed dynamics

Shambel Sahlu^{a,1,2,3}, Alnadhief H. A. Alfedeel^{b,4,5,1}, Amare Abebe^{c,1,6}

¹Centre for Space Research, North-West University, Potchefstroom 2520, South Africa

²Department of Physics, Wolkite University, Wolkite, Ethiopia

³Entoto Observatory and Research Center, Space Science and Geospatial Institute, Ethiopia

⁴Department of Mathematics and Statistics, Imam Mohammad Ibn Saud Islamic University (IMSIU), Riyadh

⁵Department of Physics, Faculty of Science, University of Khartoum, Sudan

⁶National Institute for Theoretical and Computations Sciences (NITheCS), South Africa

Received: date / Accepted: date

Abstract This paper delves into the late-time accelerated expansion of the universe and the evolution of cosmic structures within the context of a specific $f(R, L_m)$ gravity model, formulated as $f(R, L_m) = \lambda R + \beta L_m^\alpha + \eta$. To study the cosmological viability of the model, we employed the latest cosmic measurement datasets: i) 57 observational Hubble parameter data points (OHD); ii) 1048 distance moduli data points (SNIa); iii) a combined dataset (OHD+SNIa); and large scale structure datasets, including iv) 14 growth rate data points (f); and v) 30 redshift space distortion data points ($f\sigma_8$). These datasets facilitated the constraint of the $f(R, L_m)$ -gravity model via MCMC simulations, followed by a comparative analysis with the Λ CDM model. A comprehensive statistical analysis has been conducted to evaluate the $f(R, L_m)$ -gravity model's efficacy in explaining both the accelerated expansion of the universe and the growth of cosmic structures. Using large-scale structure data, we find the best-fit values of $\Omega_m = 0.242_{-0.032}^{+0.016}$, $\alpha = 1.15_{-0.20}^{+0.20}$, $\beta = 1.12_{-0.30}^{+0.13}$, $\lambda = 0.72_{-0.13}^{+0.30}$ and $\gamma = 0.555 \pm 0.014$ using f -data and $\Omega_m = 0.284_{-0.049}^{+0.035}$, $\sigma_8 = 0.799_{-0.086}^{+0.045}$, $\alpha = 0.766_{-0.064}^{+0.026}$, $\beta = 1.08_{-0.16}^{+0.40}$, and $\lambda = 0.279_{-0.11}^{+0.078}$ using $f\sigma_8$ -data at the 1σ and 2σ confidence levels, respectively, with the model showing substantial observational support based on Δ AIC values but less observational support based on the Δ BIC values on Jeffreys' statistical criteria. On the other hand, from the joint analysis of the OHD+SNIa data, we obtain $\alpha = 1.091_{-0.042}^{+0.035}$, $\beta = 1.237_{-0.16}^{+0.056}$ and $\lambda = 0.630_{-0.050}^{+0.031}$ with the Jeffreys' scale statistical criteria showing the $f(R, L_m)$ model having substantial support when using OHD data, less observational support with the joint analysis OHD+SNIa, and rejected using SNIa data, compared with Λ CDM at the background level.

1 Introduction

Over the last couple of decades, several observational data [1–3] have consistently demonstrated that the universe is currently undergoing an accelerating expansion. The acceleration is generally assumed to have been caused by the enigmatic dark energy (DE), which is formally represented by the cosmological constant Λ in Einstein's gravitational field equations. Despite its nature being unknown, it is regarded as one of, if not the most significant, cosmological challenges to date. Several hypotheses have been devised to address the issue of dark energy and dark matter (DM), another unknown component of the matter-energy content whose existence is inferred through its gravitational effects. There are several avenues to addressing these challenges: e.g., we can consider time-varying (dynamical) DE models or introducing exotic matter fields, which are currently beyond the scope of this article, or we can modify the general theory of relativity (GR). The primary goal of the modified theory of gravity (MTG) is to forecast the cosmic acceleration that occurs at later times by modifications to the Einstein's-Hilbert action of GR. For instance, the modification of Einstein's equations for the gravitational field includes introducing the functions $f(R)$ [4, 5] in the Einstein-Hilbert action as opposed to just the Ricci scalar R in standard general relativity (GR). $f(T)$ gravity [6, 7] is another modification of gravity that incorporates torsion within the framework of the Teleparallel Equivalent of General Relativity (TEGR). The concept of $f(Q)$ gravity [8, 9] attributes gravity to the nonmetricity Q of the metric, which mathematically specifies how the length of a vector changes during parallel transport. The approach is referred to as symmetric teleparallel gravity (STEGR). Other more exotic models considered in the literature include $f(R, \mathcal{T})$ [10] and $f(Q, \mathcal{T})$ [11] where \mathcal{T} here denotes the trace of the energy-

^ae-mail: shambel.sahlu@nithecs.ac.za

^be-mail: aaalnadhief@imamu.edu.sa

^ce-mail: amare.abebe@nithecs.ac.za

momentum tensor.

Another addition to an already crowded field of modifications to gravity is the $f(R, L_m)$ model proposed by [12, 13], L_m denoting the matter Lagrangian density. Being a relative newcomer, the model promises to shed light on the coupling between matter and geometry and the cosmological implications thereof, but there has so far been no comprehensive work in terms of constraining data coming from the background evolution and large-scale structure of the universe. Most of the existing work has focused on constraints from the background evolution (see, for example, the work in [14] and references therein) but even then the focus has been on very specific forms of the coupling.

Motivated by the above discussion, in this manuscript, we constrain the cosmological model's free parameters in the context of a more general model chosen to have a valid Λ CDM limit, $f(R, L_m) = \lambda R + \beta L_m^\alpha + \eta$, using the observational data set of the background expansion history, and then investigate the cosmological perturbations and the growth of large-scale structure. Moreover, we compare the model against the traditional Λ CDM model and test the validity of the model using well-known statistical criteria.

The paper is organized in the following manner: In Section 2, we introduce the alternative theory of gravity $f(R, L_m)$. In this section, the modified field equations within the FLRW geometry are outlined. In Section 3, we present the data and methodology. The free parameters of the cosmological model, represented by $f(R, L_m) = \lambda R + \beta L_m^\alpha + \eta$, are determined by constraining them using the observational data sets discussed in Section 4. The perturbations and the structure growth parameters in the framework of the $f(R, L_m)$ gravitation are explained in Sections 5 and 6. The results and consequences of the article are reported in Section 7.

2 The $f(R, L_m)$ theory of gravity

The generalized form of the Einstein-Hilbert action for the modified theory of gravity $f(R, L_m)$ that was introduced in [12, 15–18] is given by the following expression:

$$S = \int f(R, L_m) \sqrt{-g} d^4x, \quad (1)$$

where $f(R, L_m)$ is an arbitrary function of the Ricci scalar R and L_m , the matter Lagrangian term L_m . Here g is the determinant of the metric tensor. Throughout this paper natural units $8\pi G = c = 1$ will be adopted unless stated otherwise. The field equations are obtained by varying the action in Eq.(1) with respect to the metric tensor $g_{\mu\nu}$ as follows:

$$f_R R_{\mu\nu} + (g_{\mu\nu} \square - \nabla_\mu \nabla_\nu) f - \frac{1}{2} (f - f_{L_m} L_m) g_{\mu\nu} = \frac{1}{2} f_{L_m} T_{\mu\nu},$$

(2)

where $f_R = \partial f / \partial R$, $f_{L_m} = \partial f / \partial L_m$ and $T_{\mu\nu}$ is the energy-momentum tensor of the matter content “a perfect type fluid”, which is defined by

$$T_{\mu\nu} = -\frac{2}{\sqrt{-g}} \frac{\delta(\sqrt{-g} L_m)}{\delta g^{\mu\nu}}. \quad (3)$$

The general relativity (GR) limit can be recovered if $f(R, L_m) = R/2 + L_m$, obtained when $\alpha = 1 = \beta$ and $\lambda = 1/2, \eta = 0$. The Λ CDM limit, on the other hand, requires setting $\eta = -\Lambda$. By contracting Eq. (2), we could obtain an equation of a similar type that is dependent on the trace of the energy-momentum tensor \mathcal{T} , the Ricci scalar R , and the Lagrangian density of matter L_m as

$$R f_R + 3 \square f - 2(f - f_{L_m} L_m) = \frac{1}{2} f_{L_m} \mathcal{T}, \quad (4)$$

where $\square F$ is the d'Alembertian of a scalar function F , given by

$$\square F = \frac{1}{\sqrt{-g}} \partial_\alpha (\sqrt{-g} g^{\alpha\beta} \partial_\beta F).$$

Taking the covariant derivative of Eq. (2), produced auxiliary equation as

$$\nabla^\mu T_{\mu\nu} = 2 \nabla^\mu \ln(f_{L_m}) \frac{\partial L_m}{\partial g^{\mu\nu}} = \nabla^\mu \ln(f_{L_m}) \{T_{\mu\nu} - g_{\mu\nu} L_m\}. \quad (5)$$

This equation determines the evolution equation for the energy density of the specific fluid you have selected. We consider the spatially homogeneous and isotropic Universe of a flat Friedmann-Lemaître-Robertson-Walker (FLRW) metric,

$$ds^2 = -dt^2 + a^2(t)[dx^2 + dy^2 + dz^2], \quad (6)$$

where $a(t)$ is the universe scale factor that measures the expansion of the universe at a certain time t . In the context of this metric, the Ricci scalar is calculated as

$$R = 6(\dot{H} + 2H^2), \quad (7)$$

where $H \equiv \dot{a}/a$, \dot{a} are the Hubble parameter and the time derivative of the scale factor a respectively.

For a universe that is filled by a perfect fluid, the energy-momentum tensor is given by the following expression:

$$T_{\mu\nu} = (\rho + p)u_\mu u_\nu + p g_{\mu\nu}, \quad (8)$$

where ρ , p , and $u^\mu = (1, 0, 0, 0)$ are the matter-energy density, the spatially isotropic pressure, and the fluid's four-velocity vector, respectively.

Within the context of $f(R, L_m)$ gravity, the generalized Friedmann equations that govern the Universe's dynamics can be written as:

$$3H^2 f_R + \frac{1}{2} (f - f_R R - f_{L_m} L_m) + 3H \dot{f}_R = \frac{1}{2} f_{L_m} \rho, \quad (9)$$

$$\dot{H} f_R + 3H^2 f_R - \ddot{f}_R - 3H \dot{f}_R + \frac{1}{2} (f_{L_m} L_m - f) = \frac{1}{2} f_{L_m} p \quad (10)$$

3 Data and methodology

In this manuscript, we consider the recent cosmic measurement data namely: OHD and SNIa; and the growth measurement data: including the growth rate f and the redshift space distortion $f\sigma_8$ for further analysis.

- Type I Supernova data. We use Type I Supernova distance moduli measurements from the Pantheon [3], which consists of 1048 distinct SNeIa ranging in the redshift interval $z \in [0.001, 2.26]$. We refer to this dataset as SNIa.
- Observational Hubble parameter data: We consider the measurements of the expansion rate Hubble parameter $H(z)$ which consists of 57 data points in total [19–22], 31 data points from the relative ages of massive, early-time, passively-evolving galaxies, known as cosmic chronometers (CC) with 26 data points the baryon acoustic oscillations (BAO), which are provided by the Sloan Digital Sky Survey (SDSS), DR9, and DR11 $0.0708 < z \leq 2.36$. We refer to this dataset as OHD.
- Large scale structure data: We have implemented the sets of redshift-space distortions data $f\sigma_8$ with the latest separate measurements of the growth rate f -data from the VIPERS and SDSS collaborations, (see Table 1). In particular, we will use: *i*) the 30 redshift-distortion measurements of $f\sigma_8$, dubbed $f\sigma_8$, covering the redshift range $0.001 \leq z \leq 1.944$ and; *ii*) fourteen $f\sigma_8$ data points in the red-shift ranges of $0.001 \leq z \leq 1.4$.
- Different Software and Python packages MCMC hammer [23], GetDist [24] are considered to parameter estimations.

4 Background cosmology in $f(R, L_m)$ gravity

To confront the model with observational data, we consider the following general functional form of $f(R, L_m)$:

$$f(R, L_m) = \lambda R + \beta L_m^\alpha + \eta, \quad (11)$$

where α, β, λ , and η are constants that will be determined from the cosmological observational data as we will see later. When $\alpha = 1, \beta = 1$ and $\lambda = 1/2$, the classic Friedmann equations of GR are retrieved, specifically. When plugging Eq.(11) into Eqs. (9) and (10) yields:

$$3H^2 = \frac{\beta}{2\lambda} [\alpha L_m^{\alpha-1} \rho - (1 - \alpha)L_m^\alpha] - \frac{\eta}{2\lambda}, \quad (12)$$

$$2\dot{H} + 3H^2 = \frac{\beta}{2\lambda} [(\alpha - 1)L_m^\alpha - \alpha p L_m^{\alpha-1}] - \frac{\eta}{2\lambda}. \quad (13)$$

These equations, as we may see, entirely depend on the matter Lagrangian L_m form choice and the form of the matter Lagrangian, and the energy- momentum tensor, are strongly dependent on the equation of state (EoS) [47].

As indicated in [47, 48], we shall now proceed using the natural and simple form of $L_m = \rho$, which corresponds to a

Dataset	z	f	Ref.
ALFALFA	0.013	0.56 ± 0.07	[25]
SDSS	0.10	0.464 ± 0.040	[26]
SDSS-MGS	0.15	0.490 ± 0.145	[27]
GAMA	0.18	0.49 ± 0.12	[28]
Wigglez	0.22	0.6 ± 0.10	[29]
SDSS-LRG	0.35	0.7 ± 0.18	[30]
WiggleZ	0.41	0.7 ± 0.07	[29]
2SLAQ	0.55	0.75 ± 0.18	[31]
WiggleZ	0.60	0.73 ± 0.07	[32]
WiggleZ	0.77	0.91 ± 0.36	[33]
Vipers PDR-2	0.60	0.93 ± 0.22	[34, 35]
Vipers PDR-2	0.86	0.99 ± 0.19	[34, 35]
VIMOS-VLT DS	0.77	0.91 ± 0.36	[36]
2QZ&2SLAQ	1.40	0.90 ± 0.24	[37]

Dataset	z	$f\sigma_8$	Ref.
2MTF	0.001	0.505 ± 0.085	[38]
6dFGS+SNIa	0.02	0.428 ± 0.0465	[39]
IRAS+SNIa	0.02	0.398 ± 0.065	[40, 41]
2MASS	0.02	0.314 ± 0.048	[40, 42]
SDSS	0.10	0.376 ± 0.038	[26]
SDSS-MGS	0.15	0.490 ± 0.145	[27]
2dFGRS	0.17	0.510 ± 0.060	[43]
GAMA	0.18	0.360 ± 0.090	[28]
GAMA	0.38	0.440 ± 0.060	[28]
SDSS-LRG-200	0.25	0.3512 ± 0.0583	[44]
SDSS-LRG-200	0.37	0.4602 ± 0.0378	[44]
BOSS DR12	0.31	0.469 ± 0.098	[45]
BOSS DR12	0.36	0.474 ± 0.097	[45]
BOSS DR12	0.40	0.473 ± 0.086	[45]
BOSS DR12	0.44	0.481 ± 0.076	[45]
BOSS DR12	0.48	0.482 ± 0.067	[45]
BOSS DR12	0.52	0.488 ± 0.065	[45]
BOSS DR12	0.56	0.482 ± 0.067	[45]
BOSS DR12	0.59	0.481 ± 0.066	[45]
BOSS DR12	0.64	0.486 ± 0.070	[45]
WiggleZ	0.44	0.413 ± 0.080	[32]
WiggleZ	0.60	0.390 ± 0.063	[32]
WiggleZ	0.73	0.437 ± 0.072	[32]
Vipers PDR-2	0.60	0.550 ± 0.120	[34, 35]
Vipers PDR-2	0.86	0.400 ± 0.110	[34, 35]
FastSound	1.40	0.482 ± 0.116	[46]
SDSS-IV	0.978	0.379 ± 0.176	[36]
SDSS-IV	1.23	0.385 ± 0.099	[36]
SDSS-IV	1.526	0.342 ± 0.070	[36]
SDSS-IV	1.944	0.364 ± 0.106	[36]

Table 1 This study incorporates a collection of structure data, consisting of 30 data points for redshift space distortion ($f\sigma_8$), and fourteen data points for the growth rate (f).

dust-fluid particle. Therefore, substituting $L_m = \rho$ into Eqs. (12) and (13), the generalized Friedman equations may be reformulated as:

$$3H^2 = \frac{\beta}{2\lambda} (2\alpha - 1)\rho^\alpha - \frac{\eta}{2\lambda}, \quad (14)$$

$$2\dot{H} + 3H^2 = \frac{\beta}{2\lambda} [(\alpha - 1)\rho - \alpha p]\rho^{\alpha-1} - \frac{\eta}{2\lambda}. \quad (15)$$

The divergence of the energy-momentum tensor $T_{\mu\nu}$ gives

$$(2\alpha - 1)\dot{\rho}_m + 3\Gamma H\rho_m = 0, \quad (16)$$

which can be integrated with respect to cosmic time t to produce

$$\rho = \rho_0^\alpha a^{\frac{-3\Gamma}{(2\alpha-1)}}, \quad (17)$$

where ρ_0 is the current energy density, $\gamma = w + 1$, with w being equation of state parameter of the cosmic fluid. Inserting the expression of ρ into Eq. (12) and rearrange for H yields

$$H(z) = H_0 \sqrt{\frac{(2\alpha-1)\beta}{2\lambda} \Omega_m (1+z)^{\frac{3\alpha\gamma}{(2\alpha-1)}} - \frac{\Omega_\eta}{2\lambda}}, \quad (18)$$

where $\rho_0^\alpha = 3H_0^2 \Omega_m$, $\eta = 3H_0^2 \Omega_\eta$. Ω_m and Ω_η referes to the normalized energy density of matter fluid and dark energy. From Eq. (18), the normalized energy density $E(z) \equiv H(z)/H_0$ define as

$$E(z) = \sqrt{\frac{(2\alpha-1)\beta}{2\lambda} \Omega_{m0} \left[(1+z)^{\frac{3\alpha\gamma}{(2\alpha-1)}} - 1 \right] + 1}, \quad (19)$$

where $\Omega_\eta = (2\alpha-1)\beta\Omega_m - 2\lambda$. For the case of $\alpha = \beta = 1$ and $\lambda = 1/2$, Ω_η yields as $\Omega_\eta = -1 + \Omega_m = -\Omega_\Lambda$ and Eq. (19) reduced to Λ CDM limit as

$$E(z) = \sqrt{\Omega_m (1+z)^3 + 1 - \Omega_m}. \quad (20)$$

Combining Eqs. (14) and (15), the the deceleration parameter for the case of $f(R, L_m)$ it becomes

$$q(z) = -1 + \frac{3\alpha\beta\gamma}{4\lambda} \left[\frac{\Omega_{m0} (1+z)^{\frac{3\alpha\gamma}{2\alpha-1}}}{\frac{(2\alpha-1)\beta\Omega_{m0}}{2\lambda} \left((1+z)^{\frac{3\alpha\gamma}{(2\alpha-1)}} - 1 \right) + 1} \right], \quad (21)$$

and the effective equation of state EoS which relates the cosmological fluid pressure to its energy density is calculated as follows:

$$w_{eff}(z) = -\frac{1}{3} + \frac{2q(z)}{3}. \quad (22)$$

The distance modulus that can be obtained by combining the different cosmological distance definitions is given by ¹

$$\mu = 25 - 5 \times \log_{10} \left[3000 \bar{h}^{-1} (1+z) \int_0^z \frac{dz'}{E(z')} \right], \quad (23)$$

where $\bar{h} = H_0/100$. In this model, the Hubble parameter is characterise by $\alpha, \beta, \lambda, H_0, \Omega_m$ and Ω_η . In the following two consecutive subsections, the model-free parameters $\mathbf{p} = \mathbf{p}(\alpha, \beta, \lambda, H_0, \Omega_m)$ that will be determined from the observational data, and the detailed analysis of the late-time accelerating expansion of the universe will be studied using the constraining values of these parameters.

¹This distance modulus is given in terms of Mpc .

4.1 Constraining cosmological parameters

In this section, the constraining of the cosmological model parameters, $\{\Omega_m, H_0, \alpha, \beta, \lambda\}$ as presented in Table. 2. Both the MCMC hammer [23] and GetDist [24] software packages have been implemented for parameter estimations, and the combined MCMC results using OHD, SNIa and OHD+SNIa have been presented in Fig. 1 for $f(R, L_m)$ -gravity. Using the best-fit values of the constraining parameters from Table 2, the numerical results of the following parameters are presented: i) The Hubble parameter $H(z)$ in Fig 2 provides insights into the expansion rate at different epochs, differentiates between cosmological models, estimates the age of the universe, and aids in understanding the universe's composition. ii) The deceleration parameter $q(z)$ in Fig. 3 shows whether the universe is accelerating or decelerating, with positive values indicating deceleration and negative values indicating acceleration. This parameter helps identify the transition from a matter-dominated deceleration to a dark energy-dominated acceleration, offering clues about the nature of dark energy. iii) The equation of state parameter $w(z)$ in Fig. 4 describes the relationship between pressure p and density ρ of the universe's components, especially dark energy, allowing cosmologists to predict the future expansion behavior of the universe. iv) The distance modulus $\mu(z)$ in Fig. 5 is crucial in the cosmic distance ladder, facilitating measurements of cosmological distances, constraining cosmological parameters and models, and exploring the universe's geometry and curvature. These results are presented for both Λ CDM and $f(R, L_m)$ -gravity theories. Together, these parameters $H(z), q(z), w_{eff}(z), \mu(z)$ provide a comprehensive understanding of the universe's expansion history, its components, and the underlying cosmological models.

4.2 Statistical analysis

We conduct a statistical analysis using the Akaike Information Criterion (AIC) and the Bayesian/Schwarz Information Criterion (BIC) methods to evaluate the viability of the $f(R, L_m)$ gravity models in comparison to the Λ CDM model. For the sake of comparison, we treat the Λ CDM model as the "accepted" benchmark to validate the $f(R, L_m)$ gravity model based on the AIC and BIC criteria. These criteria allow us to establish the acceptance or rejection of the $f(R, L_m)$ -gravity model. The AIC and BIC values in the Λ CDM and $f(R, L_m)$ gravity models are calculated considering the following formulation:

- $AIC = \chi^2 + 2K$,
 - $BIC = \chi^2 + K \log(N_i)$,
- (24)

where χ^2 is calculated using the model's Gaussian likelihood function $\mathcal{L}(\hat{\theta}|data)$ value and K is the number of free

Dataset	Parameters	Λ CDM	$f(R, L_m)$ gravity
OHD	α	-	$1.130^{+0.057}_{-0.026}$
	β	-	$1.26^{+0.210}_{-0.110}$
	λ	-	$0.691^{+0.072}_{-0.084}$
	Ω_m	$0.259^{+0.028}_{-0.038}$	$0.328^{+0.052}_{-0.033}$
	H_0	$70.79^{+1.22}_{-1.21}$	$71.99^{+0.45}_{-0.74}$
SNIa	α	-	$1.052^{+0.023}_{-0.053}$
	β	-	$1.162^{+0.060}_{-0.16}$
	λ	-	$0.640^{+0.15}_{-0.17}$
	Ω_m	$0.278^{+0.025}_{-0.024}$	$0.306^{+0.058}_{-0.058}$
	H_0	$72.78^{+0.47}_{-0.47}$	$71.82^{+0.23}_{-0.23}$
OHD+SNIa	α	-	$1.091^{+0.035}_{-0.042}$
	β	-	$1.237^{+0.056}_{-0.16}$
	λ	-	$0.630^{+0.031}_{-0.050}$
	Ω_m	$0.261^{+0.019}_{-0.013}$	$0.287^{+0.031}_{-0.031}$
	H_0	$72.192^{+0.195}_{-0.182}$	$71.72^{+0.26}_{-0.23}$

Table 2 The best-fit values of parameters $\Omega_m, H_0, \alpha, \beta, \lambda$ are determined for both models, Λ CDM and $f(R, L_m)$, using three data sets: OHD, SNIa and OHD+SNIa. From the full-mission Planck measurements of the cosmic microwave background (CMB) [49], the values of the Hubble constant $H_0 = (67.4 \pm 0.5)$ in $kms^{-1}Mpc^{-1}$ and the matter density parameter $\Omega_m = 0.315 \pm 0.007$ are obtained.

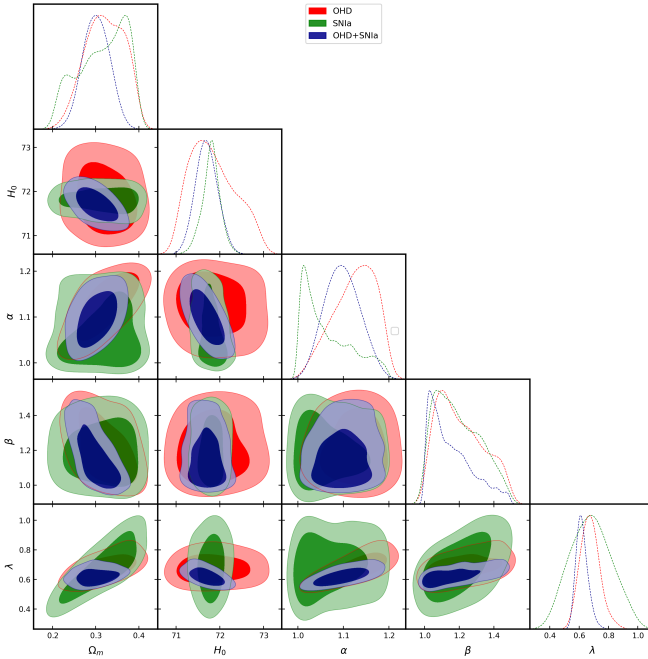


Fig. 1 The best-fit values of $\Omega_m, H_0, \alpha, \beta$ and λ for the $f(R, L_m)$ gravity model are shown. The values were calculated using combined datasets OHD, SNIa, and OHD+SNIa at 1σ and 2σ confidence levels.

parameters for the particular model. At the same time, N_i is the number of data points for the i^{th} data set. In this context, we will use Jeffrey's scale to quantify the degree to which the $f(R, L_m)$ gravity model should be "accepted" or "rejected" compared to Λ CDM. Specifically, a $\Delta IC \leq 2$ indicates that the proposed theoretical model has substantial

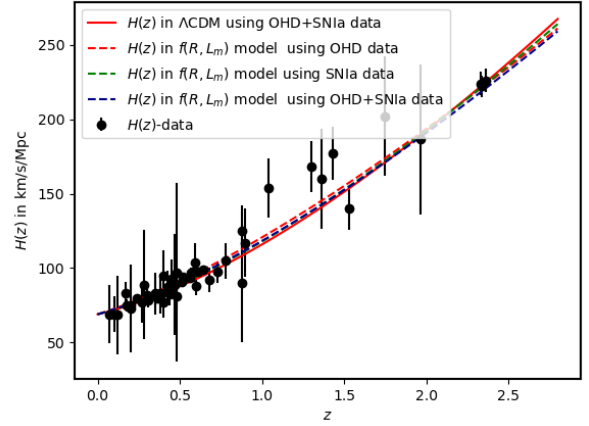


Fig. 2 Hubble parameter for Λ CDM and $f(R, L_m)$ using the best-fit values from OHD, SNIa and OHD+SNIa

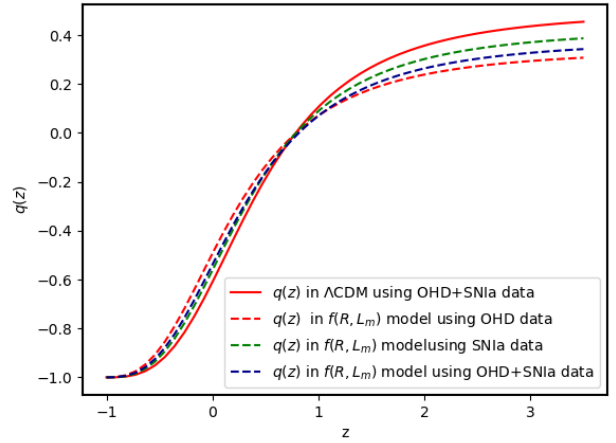


Fig. 3 Deceleration parameter, $q(z)$ is shown for Λ CDM and $f(R, L_m)$. We use the best-fit values of the constraining parameters $\Omega_m, H_0, \alpha, \beta$ and λ using from OHD, SNIa and OHD+SNIa for illustrative purpose. see Table 2

observational support for the fitted data², a $4 \leq \Delta IC \leq 7$ suggests less observational support and a $\Delta IC \geq 10$ signifies no observational support. As presented in Table 2, the best-fit parameters of $\Omega_m, H_0, \alpha, \beta$ and λ are constrained using the OHD, SNIa, and OHD + SNIa datasets.

Then, the total χ^2 and other statistical quantities, namely the likelihood function $\mathcal{L}(\hat{\theta}|data)$, the reduced Chi-Square, χ^2_{ν} , AIC, the change of AIC, $|\Delta AIC|$, BIC and the change of BIC, $|\Delta BIC|$ are presented in Table 3 for OHD, SNIa, and OHD + SNIa. Our statistical results show that the ΔAIC values for the $f(R, L_m)$ gravity model are 1.1, 7.7, and 3.8 for the OHD, SNIa, and OHD + SNIa datasets, respectively.

²**N.B** ΔIC represents both ΔAIC and ΔBIC

Table 3 The calculated statistical values of $\mathcal{L}(\hat{\theta}|data)$, χ^2 , χ^2_v , AIC, $|\Delta AIC|$, BIC and $|\Delta BIC|$ for both models (Λ CDM) and $f(R, L_m)$ -gravity) using OHD, SNIa and OHD+SNIa datasets.

Data	Model	$\mathcal{L}(\hat{\theta} data)$	χ^2	χ^2_v	AIC	$ \Delta AIC $	BIC	$ \Delta BIC $
<i>ΛCDM</i>								
OHD		-16.1	33.9	0.70	39.9	0	45.7	0
SNIa		-517.8	1035.7	0.99	1039.7	0	1049.6	0
OHD+SNIa		-537.96	1075.9	0.85	1069.2	0	1091.3	0
<i>$f(R, L_m)$</i>								
OHD		-14.4	28.8	0.6	38.8	1.1	48.5	2.8
SNIa		-518.7	1037.4	0.99	1047.4	7.7	1072.3	22.7
OHD +SNIa		-531.8	1063.6	0.97	1073.1	3.8	1098.01	6.7

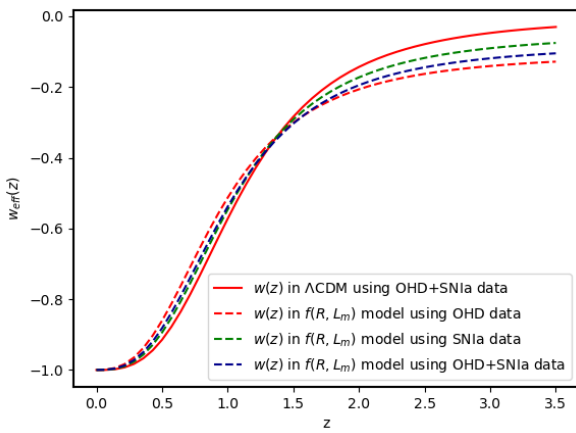


Fig. 4 Equation of State parameter $w_{eff}(z)$ versus cosmological redshift for Λ CDM and $f(R, L_m)$ using the best-fit values from Table 2 using OHD, SNIa and OHD+SNIa data.

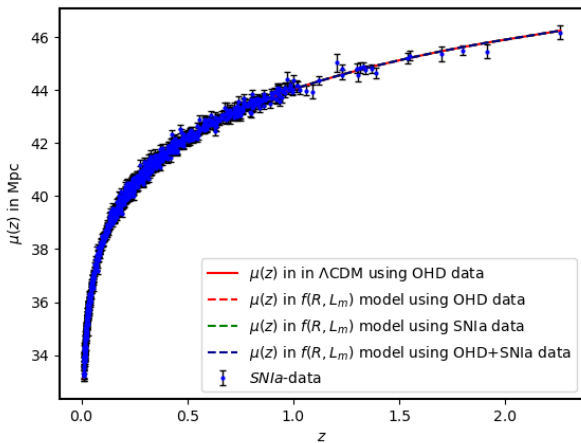


Fig. 5 The distance modulus ($\mu(z)$) diagram with cosmological redshift. For illustrative purpose, we use constraining parameters Ω_m , H_0 , α , β and λ using from Table 2 for OHD, SNIa and OHD+SNIa.

These results indicate substantial observational support for the model with the OHD and OHD+SNIa data but not when using SNIa. And the corresponding values of the ΔBIC values for the same model are 2.8, 22.7, and 6.7 for the respective datasets, suggesting that the $f(R, L_m)$ gravity model lacks observational support for the SNIa data and has less support for the combined OHD + SNIa data based on Jeffrey's scale criteria. Due to this discrepancy in the competitiveness of the $f(R, L_m)$ model, we are compelled consider the linear cosmological perturbations and conduct further investigations to compare the predictions of the $f(R, L_m)$ gravity model with relevant growth structure data f and $f\sigma_8$.

5 Cosmological perturbation equations

One way of checking the viability of cosmological and gravitational models is by scrutinising their predictions of large-scale structure formation. This is often done using the powerful tool of perturbation theory, which treats the real universe as lumpy and full of inhomogeneities that lead to the formation of galaxies, clusters, voids, filaments, and walls. According to cosmological perturbation theory, the seeds of such structures, set up during inflation, were amplified due to gravitational instabilities [50] in the expanding universe. While there are two ways of studying the mechanism of these gravitational instabilities and how the seeds evolve in an expanding background, the metric [51, 52] and the covariant [53–55] approaches, we will follow the latter in this work. While the two approaches have their own pros and cons, one can in principle write down a correspondence between them once a specific gauge is chosen (see [56] and the references therein for more details).

In this section, the growth structure of the universe whose underlying gravitational theory is the $f(R, L_m)$ gravity model is studied using the 1 + 3 covariant and gauge-invariant formalism of perturbations. We do this by defining the covariant and gauge-invariant gradients of the energy density ρ_m

and the volume expansion $\theta = 3H$, respectively, as:

$$\Delta_a^m = \frac{a}{\rho_m} \tilde{\nabla}_a \rho_m, \quad Z_a = a \tilde{\nabla}_a \theta. \quad (25)$$

Here the differential operator $\tilde{\nabla}_a$ defines the covariant spatial derivative. The linearised evolution of the volume expansion is given by the Raychaudhuri equation

$$\dot{\theta} = -\frac{1}{3}\theta^2 - \frac{1}{2}(1+3w)\rho + \nabla^a \dot{u}_a, \quad (26)$$

where u_a is the four-vector velocity of the matter fluid and w is the equation of state parameter for the matter fluid. The corresponding conservation equations for the fluid (assumed perfect) are given by

$$\dot{\rho} + \theta(\rho + p) = 0, \quad (27)$$

$$(\rho + p)\dot{u}_a + \tilde{\nabla}_a p = 0. \quad (28)$$

Taking the time derivatives of the gauge-invariant variables Eqs. (25), we obtain the following system of first-order evolution equations:

$$\dot{\Delta}_a^m = -(1+w)Z_a + w\theta\Delta_a^m, \quad (29)$$

$$\dot{Z}_a = -\frac{2\theta}{3}Z_a - \left(\frac{\rho}{2} + \frac{w\tilde{\nabla}^2}{1+w}\right)\Delta_a^m. \quad (30)$$

As presented in [56–59], scalar perturbations play a significant role in the formation of large-scale structures. We introduce the method of isolating any scalar variable Y from the first-order evolution equations. This is achieved through the standard decomposition, resulting in:

$$a\nabla_a Y_b = Y_{ab} = \frac{1}{3}h_{ab}Y + \Sigma_{ab}^Y + Y_{[ab]}, \quad (31)$$

where $Y = a\nabla_a Y^a$, whereas $\Sigma_{ab}^Y = Y_{(ab)} - \frac{1}{3}h_{ab}Y$ and $Y_{[ab]}$ represent the shear (distortion) and vorticity (rotation) of the density gradient field, respectively. We applied the same decomposition techniques using the scalar perturbation equations derived from Eqs. (29) - (30), resulting in:

$$\delta_m = a\tilde{\nabla}^a \Delta_a^m, \quad \mathcal{L} = a\tilde{\nabla}^a Z_a. \quad (32)$$

These variables evolve according to the first-order perturbation evolution equations:

$$\dot{\delta}_a^m = -(1+w)\mathcal{L}_a + w\theta\delta_a^m, \quad (33)$$

$$\dot{\mathcal{L}}_a = -\frac{2\theta}{3}\mathcal{L}_a - \left(\frac{\rho}{2} + \frac{w\tilde{\nabla}^2}{1+w}\right)\delta_a \quad (34)$$

After identifying the system (33) - (34) of scalar evolution equations, we apply the harmonic decomposition method as outlined in [56, 58, 60] to obtain the eigenfunctions and the corresponding wave number $\tilde{\nabla}^2 \equiv -k^2/a^2$ (where the wave number $k = \frac{2\pi a}{\lambda}$ [61] and λ is the wavelength) for harmonic oscillator differential equations in $f(R, L_m)$ gravity. To extract eigenfunctions and wave numbers, the harmonic decomposition technique is applied to the first-order linear cosmological perturbation equations of scalar variables [57]

as those in (33) - (34). For any second-order functions X and Y the harmonic oscillator equation is given as

$$\ddot{X} = A\dot{X} + BX - C(Y, \dot{Y}), \quad (35)$$

where the frictional force, restoring force, and source force are expressed by A , B , and C , respectively, and the separation of variables takes the form $X = \sum_k X^k(t)Q^k(x)$, and $Y = \sum_k Y^k(t)Q^k(x)$, where k is the wave number and $Q^k(x)$ is the eigenfunction of the covariantly defined Laplace-Beltrami operator in (almost) FLRW space-times, $\nabla^2 Q^k(x) = -\frac{k^2}{a^2}Q^k(x)$. After we perform the scalar and harmonic decomposition techniques, the second-order evolution equation is yielded as

$$\ddot{\delta}^k = -\left(\frac{2\theta}{3} - w\theta\right)\dot{\delta}^k - \left[\frac{\rho}{2}(1-2w-3w^2) - \frac{k^2 w}{a^2}\right]\delta^k. \quad (36)$$

In this manuscript, we assume a matter-dominated universe with $w = 0$, considering that the formation and evolution of large-scale structures, galaxy clusters, and voids significantly depend on the matter components of the universe. Matter's gravitational influence is crucial during the initial stages of structure formation and in determining the observable characteristics and intricate details of galaxies and galaxy clusters. We shall also use the redshift-space transformation technique so that any first-order and second-order time derivative functions \dot{Y} and \ddot{Y} become

$$\dot{Y} = -(1+z)HY',$$

$$\ddot{Y} = (1+z)H^2Y' + (1+z)^2H^2Y'' + (1+z)^2H'HY'. \quad (37)$$

By admitting Eq. (37), the second-order time derivative of the evolution equation Eq. 36 read as

$$\delta_m'' = \left(1 - \frac{1}{(1+z)}\frac{H'}{H}\right)\delta_m' - \frac{3}{2}\mathcal{R}(z)\delta_m \quad (38)$$

since $\mathcal{R}(z) \equiv \frac{\Omega_m(1+z)^{\frac{\alpha+1}{2\alpha-1}}}{E^2(z)}$.

6 Structure growth in $f(R, L_m)$ gravity

The growth structure of the universe is influenced by dark matter, dark energy, and the initial conditions set by the Big Bang. Observing the distribution of galaxies aids in understanding the underlying cosmological model, as the rate at which cosmic structures grow provides clues about the nature of dark energy. Faster growth rates suggest a universe with less influence from dark energy, while slower rates indicate stronger dark energy effects, leading to accelerated cosmic expansion. Understanding growth structure refines models of the universe's origin and fate, offering insights into its age, composition, and ultimate destiny. Large-scale

surveys, such as the Sloan Digital Sky Survey, map these cosmic structures to study growth patterns, and analyzing cosmic microwave background radiation provides information about early growth structures. These observations connect to theories of cosmic inflation and the formation of the cosmic web, helping to test and constrain various cosmological theories and parameters.

One of the main aspects of this work is the study of the growth structure of the universe within the framework of the $f(R, L_m)$ -gravity model by implementing the 1 + 3 covariant formalism. In this section, we examine the ability of the $f(R, L_m)$ -gravity model to statistically fit large-scale structure data. The large scale structure data used for comparison with the observational data are sourced from Tables 1, providing relevant empirical information on the growth of cosmic structures. As presented in [62–64], the growth factor is a crucial measure that describes how cosmic structures, such as galaxies and clusters of galaxies, evolve over time due to gravitational instability. The growth factor denoted by $D(z)$

$$D(z) = \frac{\delta(z)}{\delta(z=0)} \quad (39)$$

is a function of the z representing the expansion of the universe. The growth factor quantifies the amplitude of density perturbations at any given time relative to their initial values. It is often normalized to be $\delta(z_{in}) = 1$ at the present time ($z = 0$). Mathematically, the growth factor's evolution is governed by a differential equation that includes the Hubble parameter and the matter density parameter [65]. This factor is essential for understanding how small initial overdensities in the matter distribution grow due to gravitational attraction, leading to the formation of large-scale structures. The growth factor's dependence on the universe's composition, including dark matter and dark energy, highlights how these components influence structure formation. In a dark energy-dominated universe, the growth of structures slows as the accelerated expansion counteracts gravitational collapse. The growth factor is vital for modeling galaxy formation and large-scale structures, and for comparing theoretical predictions with observations from the cosmic microwave background (CMB), galaxy surveys, and other large-scale structure surveys. Additionally, the related growth rate $f(z)$, which measures the rate at which structures grow, is used in various observational probes, including redshift-space distortions. The growth rate $f(z)$, as obtained from the density contrast δ_m , yields

$$f \equiv \frac{d \ln \delta_m}{d \ln a} = -(1+z) \frac{\delta'_m(z)}{\delta_m(z)}. \quad (40)$$

Thus, the growth factor is fundamental in understanding the dynamic evolution of the universe's structure. Thus, by substituting the definition of (40) into the second-order evolu-

tion equation (38), the evolution of the growth rate is governed by the following expression³

$$(1+z)f' = f^2 - \left[(1+z) \frac{H'}{H} - 2 \right] f - \frac{3}{2} \mathcal{R}(z). \quad (42)$$

As presented in [63, 64] a good approximation of the growth rate $f(z)$ is yield as

$$f(z) = \tilde{\Omega}_m^\gamma(z), \quad (43)$$

where $\tilde{\Omega}(z) = \frac{\Omega_m(z)}{H^2(z)/H_0^2}$, and γ is the growth index. As presented in [66], the theoretical values growth index values, $\gamma = 3(w-1)/(6w-5)$. For the case of $w = -1$, in the Λ CDM model the value of $\gamma = 6/11$, but this value varies for different alternative gravity models.

6.1 Constraining cosmological parameters

By implementing the MCMC simulations, the constrained parameters are provided in Figs. 6 using \mathbf{f} datasets. The predicted value of γ is 0.549 ± 0.029 using \mathbf{f} -data in the Λ CDM model, while in the $f(R, L_m)$ analysis, γ is 0.555 ± 0.014 , as shown in Fig. 6. Additionally, the values of γ and the parameters $\{\Omega_m, \alpha, \beta, \lambda\}$ are constrained using \mathbf{f} datasets with the results detailed in Table 4. From these plots, we no-

Dataset	Parameters	Λ CDM	$f(R, L_m)$ gravity
\mathbf{f}	α	-	$1.15^{+0.020}_{-0.020}$
	β	-	$1.12^{+0.13}_{-0.30}$
	λ	-	$0.72^{+0.21}_{-0.13}$
	Ω_m	$0.251^{0.049}_{0.049}$	$0.242^{0.016}_{0.032}$
	γ	$0.561^{+0.067}_{-0.011}$	$0.555^{+0.014}_{-0.014}$
$f\sigma_8$	α	-	$0.767^{0.027}_{0.064}$
	β	-	$1.08^{+0.40}_{-0.16}$
	λ	-	$0.281^{+0.075}_{-0.110}$
	Ω_m	$0.278^{0.025}_{0.024}$	$0.283^{+0.036}_{-0.048}$
	σ_8	$0.805^{+0.044}_{-0.081}$	$0.798^{+0.045}_{0.086}$

Table 4 The best-fit values of parameters Ω_m , α , β , λ , and γ are constrained for both models, Λ CDM and $f(R, L_m)$, using three data sets: \mathbf{f} and $\mathbf{f}\sigma_8$. From the full-mission Planck measurements of the cosmic microwave background (CMB) [49], the value for the matter fluctuation amplitude (σ_8) is obtained as $\sigma_8 = 0.811 \pm 0.006$.

tice that the constraining parameters $\Omega_m = 0.242^{+0.016}_{-0.032}$, $\alpha = 1.15^{+0.20}_{-0.20}$, $\beta = 1.12^{+0.13}_{-0.30}$, $\lambda = 0.72^{+0.30}_{-0.13}$ and $\gamma = 0.555 \pm 0.014$ at 1σ and 2σ confidence levels. We also presented

³For the case of Λ CDM, it is straightforward to obtain

$$(1+z)f' = f^2 - \left[(1+z) \frac{H'}{H} - 2 \right] f - \frac{3\Omega_m}{2E^2} (1+z)^3. \quad (41)$$

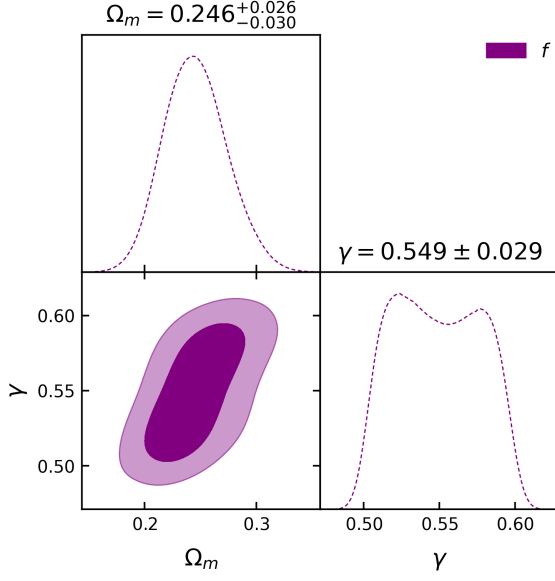


Fig. 6 The constrained parameters of $\Omega_m = 0.246^{+0.026}_{-0.030}$, $\gamma = 0.549 \pm 0.029$ are shown in Λ CDM model using f -data.

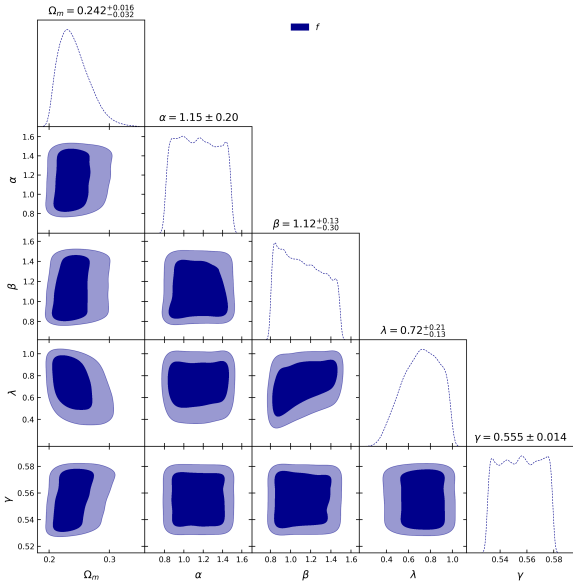


Fig. 7 The constrained parameters of $\Omega_m = 0.242^{+0.016}_{-0.032}$, $\alpha = 1.15^{+0.20}_{-0.20}$, $\beta = 1.12^{+0.13}_{-0.30}$, and $\lambda = 0.72^{+0.30}_{-0.13}$ are shown in $f(R, L_m)$ model using f -data.

the numerical solutions of the growth factor $D(z)$ as shown in Fig. 9 and the evolution of growth rate $f(z)$ diagram as shown in Fig. 10. A combination of the linear growth rate $f(z)$ with the root mean square normalization of the matter power spectrum σ_8 within the radius sphere $8h^{-1}$ Mpc, yields the redshift-space distortion $f\sigma_8$ which directly mea-

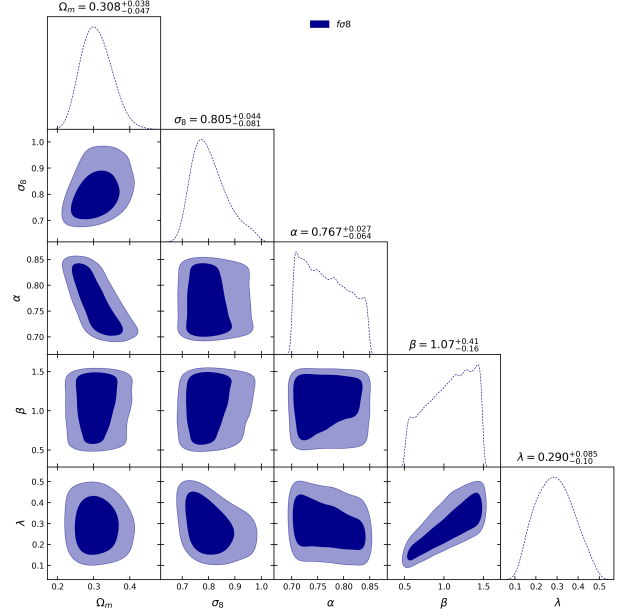


Fig. 8 The constrained parameters of $\Omega_m = 0.284^{+0.035}_{-0.049}$, $\sigma_8 = 0.799^{+0.045}_{-0.086}$, $\alpha = 0.766^{+0.026}_{-0.064}$, $\beta = 1.08^{+0.40}_{-0.16}$, and $\lambda = 0.279^{+0.078}_{-0.11}$ are presented in $f(R, L_m)$ model using $f\sigma_8$ -data at 1σ and 2σ confidence levels.

sures the matter density perturbation rate as expressed

$$f\sigma_8(z) = -(1+z)\sigma_{8,0}\delta'_m(z), \quad (44)$$

and $\sigma_8(z)$ for the given redshift z can be expressed as [67]

$$\sigma_8(z) = \sigma_{8,0}\delta_m(z). \quad (45)$$

In this paper, we also study the redshift space-distortion $f\sigma_8$ in $f(R, L_m)$ gravity model which refers to the apparent distortion of galaxy positions in redshift space due to their peculiar velocities. It provides valuable information about the growth rate of cosmic structures and the underlying matter density, offering insights into the dynamics of the universe's expansion and the nature of dark matter and dark energy. We also implemented the MCMC simulation to constrain the best-fit values of $\Omega_m = 0.284^{+0.035}_{-0.049}$, $\sigma_8 = 0.799^{+0.045}_{-0.086}$, $\alpha = 0.766^{+0.026}_{-0.064}$, $\beta = 1.08^{+0.40}_{-0.16}$, and $\lambda = 0.279^{+0.078}_{-0.11}$, using the $f\sigma_8$ as presented in Fig. 8 in $f(R, L_m)$ gravity approach. Using these constraining parameter's values, the evolution of $f\sigma_8$ is presented in $f(R, L_m)$ gravity model through cosmological red-shift (see Fig. 11).

6.2 The statistical analysis

To establish the viability of the $f(R, L_m)$ gravity model, it is essential to present and analyze several statistical values.

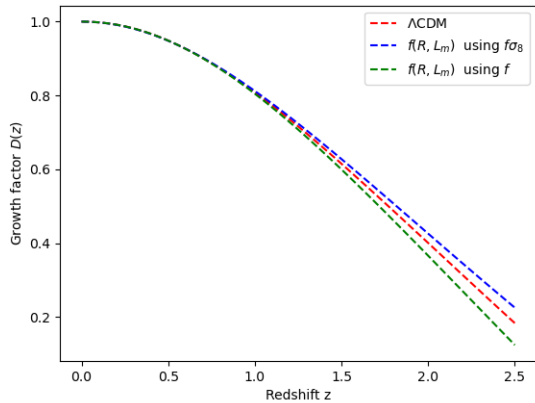


Fig. 9 Growth factor $D(z)$ with cosmological redshift for Λ CDM and $f(R, L_m)$ -gravity model.

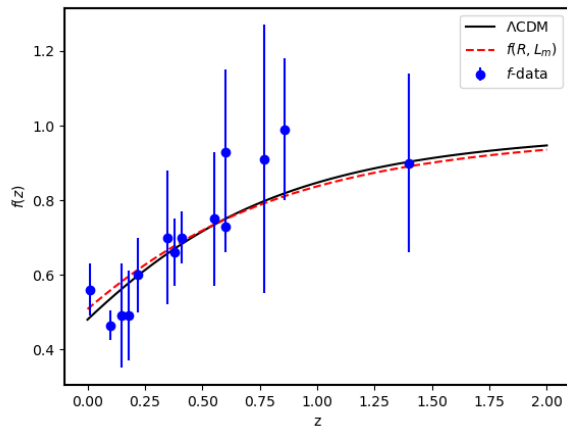


Fig. 10 The growth rate $f(z)$ with cosmological redshift in Λ CDM and $f(R, L_m)$ -gravity models. The best fit values of the parameters have been considered using \mathbf{f} and $\mathbf{f}\sigma_8$ datasets from Table. 4.

These include the likelihood function $\mathcal{L}(\hat{\theta}|data)$, the reduced chi-square χ_r^2 , the chi-square χ^2 , the Akaike Information Criterion (AIC), the absolute difference in AIC ($|\Delta AIC|$), the Bayesian Information Criterion (BIC), and the absolute difference in BIC ($|\Delta BIC|$). These statistical measures will be used to compare the performance of the $f(R, L_m)$ gravity model against the well-established Λ CDM model, which will serve as the benchmark or accepted standard model in this analysis. The statistical values will help quantify the models' goodness of fit, with lower values of AIC and BIC indicating a better model. The differences $|\Delta AIC|$ and $|\Delta BIC|$ will highlight the relative performance of the $f(R, L_m)$ model compared to the Λ CDM model. This thorough statistical analysis is crucial in determining whether the $f(R, L_m)$ gravity model can be considered a viable alternative to the Λ CDM model in explaining cosmic phenomena. As shown in Table. 5 the statistical values of ΔAIC for the $f(R, L_m)$ grav-

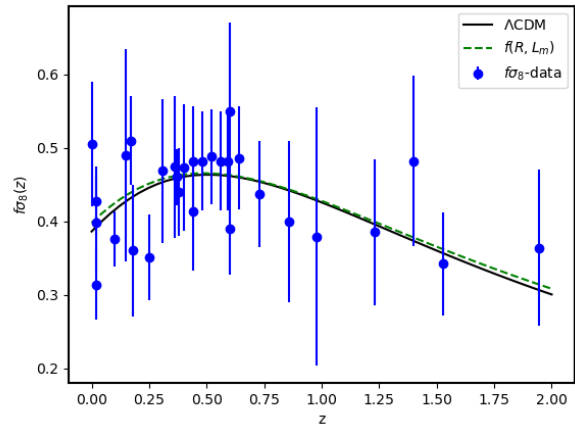


Fig. 11 The redshift space-distortion, $\mathbf{f}\sigma_8$ with cosmological redshift in Λ CDM and $f(R, L_m)$ -gravity models. We use the best-fit values of the parameters using \mathbf{f} and $\mathbf{f}\sigma_8$ datasets from Table. 4.

ity model are 3.767 and 2.40 compared with the Λ CDM using the \mathbf{f} and $\mathbf{f}\sigma_8$ datasets respectively. These statistical figures indicate that the model has substantial observational support. In contrast, the corresponding values of ΔBIC read 5.25 and 5.405 for the same datasets, suggesting that the $f(R, L_m)$ gravity model has less observational support based on Jeffrey's scale criteria.

7 Conclusion

Using recent cosmic measurements such as OHD, SNIa, and OHD+SNIa, along with large scale structure data like the growth rate \mathbf{f} data and redshift space distortion data $\mathbf{f}\sigma_8$, this paper investigated the constraints of the background and perturbed cosmology within the framework of $f(R, L_m)$ gravity, and provided a detailed analysis of the late-time accelerating universe and structure growth in it.

After we discussed the general theory of $f(R, L_m)$ gravitation and its corresponding field equations in Sec. 2, we proposed the model $f(R, L_m) = \lambda R + \beta L_m^\alpha + \eta$, chosen in such a way that for the case of $\alpha = \beta = 1$ and $\lambda = 1/2$, this model exactly reduces to Λ CDM cosmology for the constant term $\eta = -\Lambda$. In Sec. 3, the general setups of the data and methodology have been shown to constrain the $f(R)$ -gravity model. In Sec. 4, the best-fit values of the model parameters Ω_m , H_0 , α , β , and λ are constraining using OHD, SNIa, and OHD+SNIa and presented in Table. 2. For example, from the joint analysis OHD+SNIa the constrained values, we obtained $\Omega_m = 0.287 \pm 0.031$, $H_0 = 71.72_{-0.23}^{+0.26}$, $\alpha = 1.091_{-0.042}^{+0.035}$, $\beta = 1.237_{-0.16}^{+0.056}$ and $\lambda = 0.630_{-0.050}^{+0.031}$. Using the cosmological parameter's values presented in Table 2, the detailed analysis of the accelerating expansion of the late

Table 5 The calculated statistical values of $\mathcal{L}(\hat{\theta}|data)$, χ^2 , χ^2 -red, AIC, $|\Delta AIC|$, BIC and $|\Delta BIC|$ for both models (Λ CDM) and $f(R, L_m)$ -gravity) using **f** and **f** σ_8 datasets.

Data	Model	$\mathcal{L}(\hat{\theta} data)$	χ^2	χ^2_v	AIC	$ \Delta AIC $	BIC	$ \Delta BIC $
<i>ΛCDM</i>								
f		-3.126	6.252	0.521	10.252	0	11.963	0
f σ_8		-8.00	16.00	0.57	20.00	0	24.00	0
<i>$f(R, L_m)$</i>								
f		-2.01	4.02	0.630	14.02	3.767	17.215	5.25
f σ_8		-6.20	12.40	0.770	22.40	2.40	29.405	5.405

time has been discussed, and the diagram of the key cosmological parameters, $H(z)$, $q(z)$, $w(z)$ and $\mu(z)$ presented in Fig. 2, 3, 4 and 5 respectively. The corresponding statistical results have been provided and the study of $f(R, L_m)$ gravity model is, in some sense, justified based on the calculated values of $\mathcal{L}(\hat{\theta}|data)$, χ^2 , χ^2 -red, AIC, $|\Delta AIC|$, BIC, and $|\Delta BIC|$. Statistically speaking, the $f(R, L_m)$ model has substantial support when using OHD data $\Delta AIC \leq 2$, less observational support with the joint analysis OHD+SNIa $\Delta AIC \leq 7$, and is rejected using SNIa $\Delta AIC > 7$ compared with Λ CDM at the background level, based on Jeffreys' scale criteria see Table 3.

As discussed in Section 5, we implemented the 1 + 3 covariant gauge-invariant formalism, and the linear cosmological perturbations have been analyzed by introducing the spatial covariant gradients for the matter fluid and volume expansion. We derived the first- and second-order evolution equations using harmonic and scalar decomposition techniques, which have a significant role in studying the large-scale structure of the universe. As presented in Eq. (38), the set of density contrast equations has been derived which is crucial for understanding the formation and evolution of cosmic structures, such as galaxies, galaxy clusters, and large-scale filaments, as it quantifies the level of overdensity or underdensity in different parts of the universe.

Section 6 is dedicated to examining the growth of cosmic structure within the $f(R, L_m)$ gravity model for several reasons: i) understanding structure growth is crucial for predicting the unique patterns of formation in $f(R, L_m)$ gravity compared to Λ CDM; ii) analyzing structure growth provides insights into dark energy, which affects the cosmic expansion rate and, consequently, the growth of structures; and iii) studying structure growth helps probe the universe's initial conditions, revealing details about its early history and evolution. Utilizing the large-scale structure datasets **f** and **f** σ_8 listed in Table 4, we conducted a detailed statistical analysis after determining the best-fit parameters using MCMC simulation. For instance, at the 1σ and 2σ confidence levels, respectively, the best-fit values of $\Omega_m = 0.242^{+0.016}_{-0.032}$, $\alpha = 1.15^{+0.20}_{-0.20}$, $\beta = 1.12^{+0.13}_{-0.30}$, $\lambda = 0.72^{+0.30}_{-0.13}$ and $\gamma = 0.555 \pm$

0.014 using **f**-data and $\Omega_m = 0.284^{+0.035}_{-0.049}$, $\sigma_8 = 0.799^{+0.045}_{-0.086}$, $\alpha = 0.766^{+0.026}_{-0.064}$, $\beta = 1.08^{+0.40}_{-0.16}$, and $\lambda = 0.279^{+0.078}_{-0.11}$ using the **f** σ_8 data in the limit of $f(R, L_m)$ model. The most important statistical quantities, namely: $\mathcal{L}(\hat{\theta}|data)$, χ^2 , χ^2 -red, AIC, $|\Delta AIC|$, BIC, and $|\Delta BIC|$ have been calculated for both (Λ CDM and $f(R, L_m)$ -gravity) models using the **f** and **f** σ_8 datasets. Based on Jeffreys' scale criteria, the $f(R, L_m)$ gravity models show substantial observational support based on ΔAIC values but less observational support based on the ΔBIC values (see Table 5).

In summary, this paper presents a thorough analysis aimed at constraining the $f(R, L_m)$ gravity model, taking into account the universe's accelerating expansion within the context of background cosmology, as well as the growth of cosmic structures at the perturbation level, supported by observational data. By constraining the free parameters $\Omega_m, H_0, \sigma_8, \alpha, \beta, \lambda$ at both levels, we performed a detailed statistical evaluation to assess the compatibility of the $f(R)$ gravity model against observational data, in comparison to the Λ CDM model. Our findings suggest that the $f(R, L_m)$ gravity model is significantly supported by OHD data, but shows less support when OHD+SNIa, **f**, and **f** σ_8 data are considered. Whereas the model is not supported when using SNIa datasets alone. A similar analysis using more data, both in terms of sample size and type of data - latest or forthcoming - needs to be done before a concrete pronouncement on viability or the ruling out of the gravitational model is made.

References

1. Perlmutter S *et al.* 1998 *Nature* **391** 51–54
2. Riess A G, *et al.* 1998 *The astronomical journal* **116** 1009
3. Scolnic D M *et al.* 2018 *The Astrophysical Journal* **859** 101
4. Buchdahl H A 1970 *Monthly Notices of the Royal Astronomical Society* **150** 1–8
5. Nojiri S and Odintsov S D 2011 *Physics Reports* **505** 59–144
6. Bengochea G R and Ferraro R 2009 *Physical Review D* **79** 124019
7. Linder E V 2010 *Physical Review D* **81** 127301
8. Jiménez J B *et al.* 2018 *Physical Review D* **98** 044048
9. Beltran Jimenez J *et al.* 2019 *Universe* **5** 173
10. Harko T *et al.* 2011 *Physical Review D* **84** 024020
11. Xu Y, Li G, Harko T and Liang S D 2019 *The European Physical Journal C* **79** 1–19
12. Harko T 2008 *Physics Letters B* **669** 376–379
13. Jaybhaye L V, Solanki R, Mandal S and Sahoo P K 2023 *Universe* **9** 163
14. Myrzakulov N *et al.* 2023 *The European Physical Journal Plus* **138** 852
15. Nojiri S and Odintsov S D 2004 *Physics Letters B* **599** 137–142
16. Jaybhaye L V, Solanki R, Mandal S and Sahoo P 2022 *Physics Letters B* **831** 137148
17. Jaybhaye L V, Bhattacharjee S and Sahoo P 2023 *Physics of the Dark Universe* **40** 101223
18. Allemandi G, Borowiec A, Francaviglia M and Odintsov S D 2005 *Physical Review D* **72** 063505
19. Yu H, Ratra B and Wang F Y 2018 *The Astrophysical Journal* **856** 3
20. Chen Y, Kumar S and Ratra B 2017 *The Astrophysical Journal* **835** 86
21. Yadav A K, Yadav A K, Singh M, Prasad R, Ahmad N and Singh K P 2021 *Physical Review D* **104** 064044
22. Dixit A *et al.* 2023 *Indian Journal of Physics* **97** 3695–3705
23. Foreman-Mackey D *et al.* 2013 *Publications of the Astronomical Society of the Pacific* **125** 306
24. Lewis A 2019 *arXiv preprint arXiv:1910.13970*
25. Avila F *et al.* 2021 *Monthly Notices of the Royal Astronomical Society* **505** 3404–3413
26. Shi F 2019 *The Bulletin of The Korean Astronomical Society* **44** 78–1
27. Howlett C *et al.* 2015 *Monthly Notices of the Royal Astronomical Society* **449** 848–866
28. Blake C *et al.* 2013 *Monthly Notices of the Royal Astronomical Society* **436** 3089–3105
29. Blake C *et al.* 2011 *Monthly Notices of the Royal Astronomical Society* **415** 2876–2891
30. Tegmark M *et al.* 2006 *Physical Review D* **74** 123507
31. Ross N P *et al.* 2007 *Monthly Notices of the Royal Astronomical Society* **381** 573–588
32. Blake C *et al.* 2012 *Monthly Notices of the Royal Astronomical Society* **425** 405–414
33. Guzzo L *et al.* 2008 *Nature* **451** 541–544
34. De La Torre S *et al.* 2017 *Astronomy & Astrophysics* **608** A44
35. Pezzotta A *et al.* 2017 *Astronomy & Astrophysics* **604** A33
36. Wang D *et al.* 2018 *Monthly Notices of the Royal Astronomical Society* **477** 1528–1535
37. DaÂngela J *et al.* 2008 *Monthly Notices of the Royal Astronomical Society* **383** 565–580
38. Howlett C *et al.* 2017 *Monthly Notices of the Royal Astronomical Society* **471** 3135–3151
39. Huterer D *et al.* 2017 *Journal of Cosmology and Astroparticle Physics* **2017** 015
40. Hudson M J *et al.* 2012 *The Astrophysical Journal Letters* **751** L30
41. Turnbull S J *et al.* 2012 *Monthly Notices of the Royal Astronomical Society* **420** 447–454
42. Davis M *et al.* 2011 *Monthly Notices of the Royal Astronomical Society* **413** 2906–2922
43. Song Y S and Percival W J 2009 *Journal of Cosmology and Astroparticle Physics* **2009** 004
44. Samushia L, Percival W J and Raccanelli A 2012 *Monthly Notices of the Royal Astronomical Society* **420** 2102–2119
45. Wang Y a 2018 *Monthly Notices of the Royal Astronomical Society* **481** 3160–3166
46. Okumura T *et al.* 2016 *Publications of the Astronomical Society of Japan* **68** 38
47. Harko T and Lobo F S 2014 *Galaxies* **2** 410–465
48. Harko T *et al.* 2015 *The European Physical Journal C* **75** 1–15
49. Aghanim N *et al.* 2020 *Astronomy & Astrophysics* **641** A6
50. Lifshitz E M 1946 *J. Phys.* **10** 116–129
51. Bardeen J M 1980 *Physical Review D* **22** 1882
52. Kodama H and Sasaki M 1984 *Progress of Theoretical Physics Supplement* **78** 1–166
53. Ehlers J 1961 Beiträge zur relativistischen mechanik kontinuierlicher medien *Abhandlungen der Mathematisch-Naturwissenschaftlichen Klasse* pp 793–836
54. Hawking S W 1966 *Astrophysical Journal*, vol. 145, p. 544 **145** 544
55. Olson D 1976 *Physical Review D* **14** 327
56. Abebe A *et al.* 2012 *Classical and quantum gravity* **29** 135011
57. Sahlu S *et al.* 2020 *The European Physical Journal C* **80** 422

-
58. Sami H *et al.* 2021 *The European Physical Journal C* **81** 1–17
59. Ntahompagaze J *et al.* 2020 *International Journal of Modern Physics D* **29** 2050120
60. Ntahompagaze J *et al.* 2018 *International Journal of Modern Physics D* **27** 1850033
61. Dunsby P, Bruni M and Ellis G 1992 *Astrophys. J* **395** 34
62. Linder E V and Jenkins A 2003 *Monthly Notices of the Royal Astronomical Society* **346** 573–583
63. Wang L and Steinhardt P J 1998 *The Astrophysical Journal* **508** 483
64. Avila F, Bernui A *et al.* 2022 *The European Physical Journal C* **82** 594
65. Lee S 2014 *Journal of Cosmology and Astroparticle Physics* **2014** 021
66. Linder E V *et al.* 2007 *Astroparticle Physics* **28** 481–488
67. Hamilton A 1998 *The Evolving Universe: Selected Topics on Large-Scale Structure and on the Properties of Galaxies* 185–275