

The Simons Observatory: Deployment of the observatory control system and supporting infrastructure

Brian J. Koopman^a, Sanah Bhimani^a, Nicholas Galitzki^{e,f}, Matthew Hasselfield^d, Jack Lashner^a, Hironobu Nakata^c, Laura Newburgh^a, David V. Nguyen^a, Tai Sakuma^b, and Kyohei Yamada^{b,g}

^aWright Laboratory, Department of Physics, Yale University, New Haven, Connecticut 06511, USA

^bJoseph Henry Laboratories of Physics, Princeton University, Princeton, NJ 08544, USA

^cDepartment of Physics, Faculty of Science, Kyoto University, Kyoto 606-8502, Japan

^dCenter for Computational Astrophysics, Flatiron Institute, 162 5th Ave 9th floor, New York, NY 10010, USA

^eDepartment of Physics, University of Texas at Austin, Austin, TX, 78712, USA

^fWeinberg Institute for Theoretical Physics, Texas Center for Cosmology and Astroparticle Physics, Austin, TX 78712, USA

^gDepartment of Physics, The University of Tokyo, Tokyo 113-0033, Japan

ABSTRACT

The Simons Observatory (SO) is a cosmic microwave background (CMB) observatory consisting of three small aperture telescopes and one large aperture telescope. SO is located in the Atacama Desert in Chile at an elevation of 5180m. Distributed among the four telescopes are over 60,000 transition-edge sensor (TES) bolometers across six spectral bands centered between 27 and 280 GHz. A large collection of ancillary hardware devices which produce lower rate “housekeeping” data are used to support the detector data collection.

We developed a distributed control system, which we call the observatory control system (`ocs`), to coordinate data collection among all systems within the observatory. `ocs` is a core component of the deployed site software, interfacing with all on-site hardware. Alongside `ocs` we utilize a combination of internally and externally developed open source projects to enable remote monitoring, data management, observation coordination, and data processing.

Deployment of a majority of the software is done using Docker containers. The deployment of software packages is partially done via automated Ansible scripts, utilizing a GitOps based approach for updating infrastructure on site. We describe an overview of the software and computing systems deployed within SO, including how those systems are deployed and interact with each other. We also discuss the timing distribution system and its configuration as well as lessons learned during the deployment process and where we plan to make future improvements.

Keywords: Cosmic Microwave Background, Observatory Control System, Simons Observatory, control software, monitoring, data acquisition, automation

1. INTRODUCTION

The Simons Observatory (SO) is a modern cosmic microwave background (CMB) observatory located in the Atacama Desert in Chile. The observatory consists of three small aperture telescopes (SATs)¹ and one large aperture telescope (LAT),^{2,3} all located at an elevation of 5180m on Cerro Toco. This combination of small and large aperture telescopes enables a wide range of science goals including measuring the primordial perturbations, measuring the number of relativistic species and the mass of neutrinos, improving constraints on parameters such

Corresponding author: brian.koopman@yale.edu

as H_0 , and more.⁴⁻⁶ The four telescopes combined house approximately 60,000 transition edge sensor (TES) bolometers spread across six spectral bands from 27 to 280 GHz.⁷⁻⁹ Currently, two of the three SATs are actively observing, with the third coming online soon. The LAT is expected to begin observations in early 2025.

Supporting the operation of the observatory is a complex network of hundreds of devices. This diverse collection of hardware includes complex critical systems such as the microwave multiplexing SMuRF readout systems,¹⁰⁻¹² the telescope control system,¹³ and cryogenic rotating half-wave plate support systems,^{14,15} as well as simple devices such as the cooling loop flowmeters. We designed, and have now deployed, a distributed observatory control system, called the observatory control system (**ocs**), to monitor and control this wide range of devices.¹⁶

In this proceedings we present an update on the state of **ocs** since Koopman et al. 2020¹⁶ in Section 2, describing progress made in expanding its functionality over the past four years. In Section 3 we describe the nearly full scale deployment of **ocs** on site at SO, including how we deploy the agent configuration files. Then, in Section 4 we discuss the various services that support observatory operations. We also discuss lessons learned throughout deployment in Section 5 and plans for future work in Section 6, before concluding in Section 7.

2. OCS UPDATES

The observatory control system (**ocs**) is a distributed control system designed and built for use on the Simons Observatory. It consists of a set of “agents”, which are long-running processes that implement functions that can be called and monitored remotely. Many agents use driver code to provide remote access to a given hardware device. The agents all connect to a middleware layer, a Web Application Messaging Protocol (WAMP) router provided by a crossbar server, that enables remote procedure call and message passing via PubSub. Control programs then connect to this WAMP router to orchestrate observatory operations by commanding the network of agents. **ocs** has been used extensively in the labs developing the SO telescopes and is now deployed at nearly full scale at the SO site. In this section we describe the updates to **ocs** since Koopman et al. 2020.¹⁶

2.1 Agents

Agents are one of the core components of **ocs**. Each agent uses either internally developed or externally available driver code to interface with a given hardware device. Agents can be a thin wrapper around the drivers or provide more complex functionality when necessary. The agent exposes an API that can then be used by control programs to run operations within the agent. We previously reported on 17 agents, and have since added 32 new agents related to hardware deployed on site. Total there are now 50 agents, with 8 agents related to the HWP, 4 agents related to the wiregrid, 6 agents related to the SMuRF systems, 10 agents related to supporting the cryogenics, and 22 other agents. The full list of agents and the functionality they provide is shown in Appendix A.

Where possible we chose devices that provide a network interface. Such devices typically have a simple TCP or HTTP communication interface. This allows the corresponding agent to run anywhere on the network, rather than requiring it to run on a computer physically close to the device. Not all hardware on site provides a network interface, so we still have a collection of devices with serial interfaces (either RS-232 or USB). In these instances, we typically run a small Intel NUC or single board computer such as a Raspberry Pi or BeagleBone close to the device. The agent associated with the hardware then runs on this nearby computer.

There are still a number of Agents in development, which we expect to be added in the coming months as we transition into normal operations mode. All agents are available in either the **ocs*** or **socs**† repositories.

2.2 New Features

There are several new features in the core library and in core **ocs** agents that have been introduced over the past four years. In this section we describe some of those updates.

In the core library a new plugin system was introduced. This system enables the creation of third party Python packages that contain additional agents. Package metadata is used to announce that a package is an **ocs**

*<https://github.com/simonsobs/ocs>

†<https://github.com/simonsobs/socs>

plugin. The agents provided by the package are then made available to launch with the new ‘ocs-agent-cli’ tool, the new recommended mechanism for launching agents. `socs` is an example of such a plugin package. Another new command-line interface (CLI) tool, `ocs-client-cli`, was also introduced. This provides a simple way to initialize an `OCSClient` object, list all online agents, and to subscribe and view any data feed.

Within the core library, support for passing booleans on data feeds has been added. The “address root”, a part of the configuration meant to define the start of an agent’s address on the crossbar server, is now configurable, where previously it was fixed to be “observatory”. This, when used, prevents collisions when viewing data from `ocs` in Grafana, where the measurement names are a combination of address root and agent instance-id.

Other core library changes include the addition of a decorator that can be added to operations that checks the validity of parameters passed to the operation. This prevents invalid data types or out of range values, which would typically require explicit error handling for these cases, from being passed to an agent at all, instead causing an error on the client end. If an agent loses its connection to the crossbar server by default it tries to reconnect for ten seconds before shutting down. This timeout period is now configurable and can be disabled. If disabled, the agent will stay online even without the crossbar server, allowing agents like the ACU agent to complete operations such as telescope motion, even if crossbar is unavailable.

There are a few new features in core agents that are worth mentioning. The Host Manager Agent, renamed from “Host Master Agent”, has been overhauled significantly to include support for running Agents within Docker containers, as has become standard for all agents deployed at site. This includes support for Docker Compose v2. The InfluxDB Publisher Agent was updated to support Influx’s ‘line’ protocol, increasing writing efficiency to the database. OCS feeds can also now be excluded explicitly from being written to InfluxDB when instantiated. This allows high sample rate data to still be sent to the Aggregator agent while a downsampled rate is sent to InfluxDB, which struggles with higher sample rates (> 10 Hz or so.) Lastly, the Registry agent now tracks the status of each operation in every agent on the network. This includes a new “degraded” status that is used to indicate a non-fatal problem with operations that have halted data collection.

2.2.1 ocs-web

ocs-web, the web interface for `ocs`, has been replaced with a new Vue.js based web application[‡]. The new version supports easily switching between multiple different crossbar servers. This feature allows one ocs-web instance to support all of SO, where we run five crossbar servers (see details in Section 3.)

Basic functionality remains relatively unchanged since Koopman et al. 2020.¹⁶ Once connected to the crossbar server a list of running agents is shown on the left side of the screen. Clicking any one of the agents brings up a panel for the agent, either a generic panel or a panel designed for the unique properties of the agent. The panel displays relevant information about the agent and allows users to run any of the operations available in the agent. Screenshots are shown in Figure 1.

2.2.2 Testing

We provide some infrastructure in the core `ocs` library to help with testing agents. This includes `pytest` fixtures for running individual agents as a subprocess during integration tests as well as a fixture for instantiating a client to command the running agent. We also include a fixture for checking the connection to a crossbar server, this can be used to ensure a crossbar server is online before integration tests are run.

The `socs` library also contains a fixture that creates a “device emulator” for use in integration tests. Typically testing an agent requires access to the hardware it communicates with. This can be difficult, as there is often limited access to this hardware – either it is in use during testing in the labs or during observations in the field. Unit tests could be used to test individual aspects of the agent code, mocking out the communication layer, but this does not catch certain parts of the agent, such as passing parameters from a client to the agent, which if done incorrectly can prevent an operation from running. To catch this more complex behavior integration tests are required, but that requires a crossbar server instance, the agent, and either access to the hardware or some mock interface. Since hardware access is difficult, we developed the device emulator fixture to allow a developer to mock the responses expected from the device.

[‡]<https://github.com/simonsobs/ocs-web>

Observatory Control System - [satp1]

Main

satp1

Configs

Browser

Agents

ACUAgent

acu

AggregatorAgent

daq-aggregator

BlueforsAgent[?]

cryo-bluefors

CrateAgent[?]

det-crate-1

det-crate-2

CryomechCPAAgent[?]

cryo-ptc-dr

cryo-ptc-sat

FlowmeterAgent[?]

cryo-flow-chiller-1

cryo-flow-chiller-2

cryo-flow-pumpskid-1

cryo-flow-pumpskid-2

cryo-flow-pumpskid-3

cryo-flow-pumpskid-4

HMPBBAgent[?]

hmp-bbb-e1

hmp-bbb-e2

HMPGripperAgent[?]

hmp-gripper

HMPPCUAgent[?]

hmp-pcu

HMPPIDAgent[?]

hmp-pid

HMPRXAgent[?]

hmp-pnx

HMPSupervisor

hmp-supervisor

HostManager

daq-hm-daq-satp1

daq-hm-nuc-chwp-satp1-docker

daq-hm-nuc-hk1-satp1-docker

InfluxDBAgent[?]

daq-influxpub

LabjackAgent[?]

Host Manager

Connection

Address: satp1.daq-hm-daq-satp1-docker

Connection: OK

Refresh config: Go

Managed Agents

Instance-id	agent-class	current	target	set-target
daq-aggregator	AggregatorAgent[d]	up	up	up down
daq-influxpub	InfluxDBAgent[d]	up	up	up down
daq-registry	RegistryAgent[d]	up	up	up down
acu	ACUAgent[d]	up	up	up down
cryo-tc400-a	PfeifferTC400Agent[d]	up	up	up down
cryo-tc400-b	PfeifferTC400Agent[d]	up	up	up down
cryo-ptc-dr	CryomechCPAAgent[d]	up	up	up down
cryo-ptc-sat	CryomechCPAAgent[d]	up	up	up down
cryo-ls372-ls21yc	Lakeshore372Agent[d]	up	up	up down
cryo-ls372-ls22qc	Lakeshore372Agent[d]	up	up	up down
cryo-flow-chiller-1	FlowmeterAgent[d]	up	up	up down
cryo-flow-chiller-2	FlowmeterAgent[d]	up	up	up down
cryo-flow-pumpskid-1	FlowmeterAgent[d]	up	up	up down
cryo-flow-pumpskid-2	FlowmeterAgent[d]	up	up	up down
cryo-flow-pumpskid-3	FlowmeterAgent[d]	up	up	up down
cryo-flow-pumpskid-4	FlowmeterAgent[d]	up	up	up down

manager

Status: running (17.0 days)

update

Refresh Config: Start

Status: done - OK - 27.9 hours ago

die

Status: (unknown)

Observatory Control System - [satp1]

Main

satp1

Configs

Browser

Agents

ACUAgent

acu

AggregatorAgent

daq-aggregator

BlueforsAgent[?]

cryo-bluefors

CrateAgent[?]

det-crate-1

det-crate-2

CryomechCPAAgent[?]

cryo-ptc-dr

cryo-ptc-sat

FlowmeterAgent[?]

cryo-flow-chiller-1

cryo-flow-chiller-2

cryo-flow-pumpskid-1

cryo-flow-pumpskid-2

cryo-flow-pumpskid-3

cryo-flow-pumpskid-4

HMPBBAgent[?]

hmp-bbb-e1

hmp-bbb-e2

HMPGripperAgent[?]

hmp-gripper

HMPPCUAgent[?]

hmp-pcu

HMPPIDAgent[?]

hmp-pid

HMPRXAgent[?]

hmp-pnx

HMPSupervisor

hmp-supervisor

HostManager

daq-hm-daq-satp1

daq-hm-nuc-chwp-satp1-docker

daq-hm-nuc-hk1-satp1-docker

InfluxDBAgent[?]

daq-influxpub

LabjackAgent[?]

Labjack-hk2

Labjack-hk2

Main Browser

Detected Agent Instances

ACUAgent[?]

acu

AggregatorAgent[?]

daq-aggregator

BlueforsAgent[?]

cryo-bluefors

CrateAgent[?]

det-crate-1

det-crate-2

CryomechCPAAgent[?]

cryo-ptc-dr

cryo-ptc-sat

FlowmeterAgent[?]

cryo-flow-chiller-1

cryo-flow-chiller-2

cryo-flow-pumpskid-1

cryo-flow-pumpskid-2

cryo-flow-pumpskid-3

cryo-flow-pumpskid-4

HMPBBAgent[?]

hmp-bbb-e1

hmp-bbb-e2

HMPGripperAgent[?]

hmp-gripper

HMPPCUAgent[?]

hmp-pcu

HMPPIDAgent[?]

hmp-pid

HMPRXAgent[?]

hmp-pnx

HMPSupervisor[?]

hmp-supervisor

HostManager[?]

daq-hm-daq-satp1

daq-hm-nuc-chwp-satp1-docker

daq-hm-nuc-hk1-satp1-docker

InfluxDBAgent[?]

daq-influxpub

LabjackAgent[?]

labjack-hk2

wj-labjack

Lakeshore240Agent[?]

cryo-ls240-ls21us

Detail

satp1_acu - monitor

session data docs

Session data

```
{
  "PlatformType": "satp",
  "DefaultScanParams": {
    "az_speed": 1.5,
    "az_accel": 2
  },
  "StatusResponseRate": 10.59042782240409,
  "IgnoreAves": [],
  "NamedPositions": {
    "home": [
      100,
      0
    ]
  },
  "connected": true,
  "StatusDetailed": {
    "Time": 152.818615798911,
    "Year": 2024,
    "Azimuth mode": "Stop",
    "Azimuth commanded position": 25.0013,
    "Azimuth current position": 25.0013,
    "Azimuth current velocity": 0,
    "Azimuth average position error": 0,
    "Azimuth peak position error": 0,
    "Azimuth computer disabled": false,
    "Azimuth axis disabled": true,
    "Azimuth axis in stop": true,
    "Azimuth brakes released": false,
    "Azimuth stop at LCP": false,
    "Azimuth power on": false,
    "Azimuth CCW limit: 2nd emergency": false,
    "Azimuth CCW limit: emergency": false,
    "Azimuth CCW limit: operating": false,
    "Azimuth CW limit: pre-limit": false,
    "Azimuth CW limit: operating (ACU software limit)": false,
    "Azimuth CW limit: pre-limit (ACU software limit)": false,
    "Azimuth CW limit: operating (ACU software limit)": false
  }
}
```

Figure 1. Screenshots of ocs-web with the panel for the main Host Manager agent on SATP1 (small aperture telescope platform one, the general name we use for referring to the first SAT) visible (top) and the main browser (bottom). The left panel shows all active agents. The center panel shows all agents managed by the Host Manager (top) or a list of all agents (bottom). In the top screenshot, users can unlock the panel by clicking the lock at the top of the panel, then they may bring any agent down or up. This is useful for restarting agents when needed. The right panel shows the available Host Manager operations, which can also be run from this page. In the bottom screenshot, clicking on an agent brings up a list of the agent's operations, which can be selected to show the session message buffer, session data, and documentation for the operation. This particular screenshot shows the session data from the SATP1 ACU agent.

This pytest fixture starts up a serial or TCP relay and allows the developer to define a set of messages and expected responses to those messages. The integration tests then start up a crossbar instance, the device emulator, and then the agent. The crossbar server persists per pytest session, but the device emulator is restarted for each individual test to avoid tests interfering with each other.

3. SITE DEPLOYMENT

Over the past year we have deployed a majority of the observatory control system for SO. The network of agents required to run the entire observatory is necessarily much larger than those used in any individual lab during development. While we did perform some scale testing, this was the first time we deployed all of the agents at scale. In this Section we discuss the layout of the control system across the entire observatory, and then discuss the configuration deployment.

3.1 Site Agent Layout

The `ocs` agent layout at the site spans at least 28 computers. Each platform has a primary machine that runs as a KVM guest on one of two large Linux servers. These primary machines each run a crossbar server, the middleware layer for `ocs`, along with most of the agents that connect to their corresponding devices over the network. Each SAT platform has two Dell R440 servers to handle control and data acquisition for the detector readout system, which we refer to as “SMuRF servers”, while the LAT has four. There is an additional SMuRF server shared among the site for timing distribution. Agents that require special connections to hardware, often requiring close proximity to that hardware, are run on small Intel NUC or single board computers nearby or on the platforms. Across the entire observatory there are currently over 250 configured agents. The layout of these agents is shown in Figures 2, 3, and 4. For a detailed look at the SATP1 agent deployment see Bhimani et al. 2024.¹⁷

Figure 2 shows the site wide agents, such as the Meinberg M1000 and Synbox agents, the radiometer agent, ACTi Camera agent, diesel generator agents, weather monitor, and SMuRF timing agents. Additionally it shows the large collection of open source supporting services that are run to facilitate remote operations. These are detailed in Section 4.

Figure 3 shows the layout of agents for the three SATs. Each crossbar server and most of the agents run on a single KVM guest on one of two main servers located in a central server room. The sequencer frontend and backend are also served from these virtual machines. Each SAT has two SMuRF servers, which run the required agents for interfacing with the detectors.

There are small differences between the agents run for each platform, such as a different distribution of HWP agents on SATP3. Other differences include the use of several Synaccess agents in place of iBootbar agents. These differences typically reflect small differences in the hardware configurations between platforms, which were all assembled by different teams.

The LAT agent layout is shown in Figure 4. This is similar the SAT layouts without the HWP or wiregrid agents, as the LAT contains neither of those optical elements. There are also two additional SMuRF servers, required to readout the increased number of detectors in the LAT compared to an individual SAT.

3.2 Configuration Deployment

Management of a distributed control system presents an interesting system administration problem. Configuration files are required on each computer running `ocs` agents. Users who need to edit the configuration files need proper permissions to do so, and ideally a history of changes is kept so they can be rolled back if a change adversely affects the system. We take a GitOps based approach to deploying configuration changes.

We use a private GitHub Actions runner to execute an Ansible playbook on the site computers to deploy configuration changes. This allows us to manage the users who have permissions to change configuration files using GitHub’s teams feature in combination with permissions settings on the repository used to store the configuration files. The user configured to run the playbook through the Actions runner has write permissions to the configuration files on each computer, allowing the playbook to be executed.

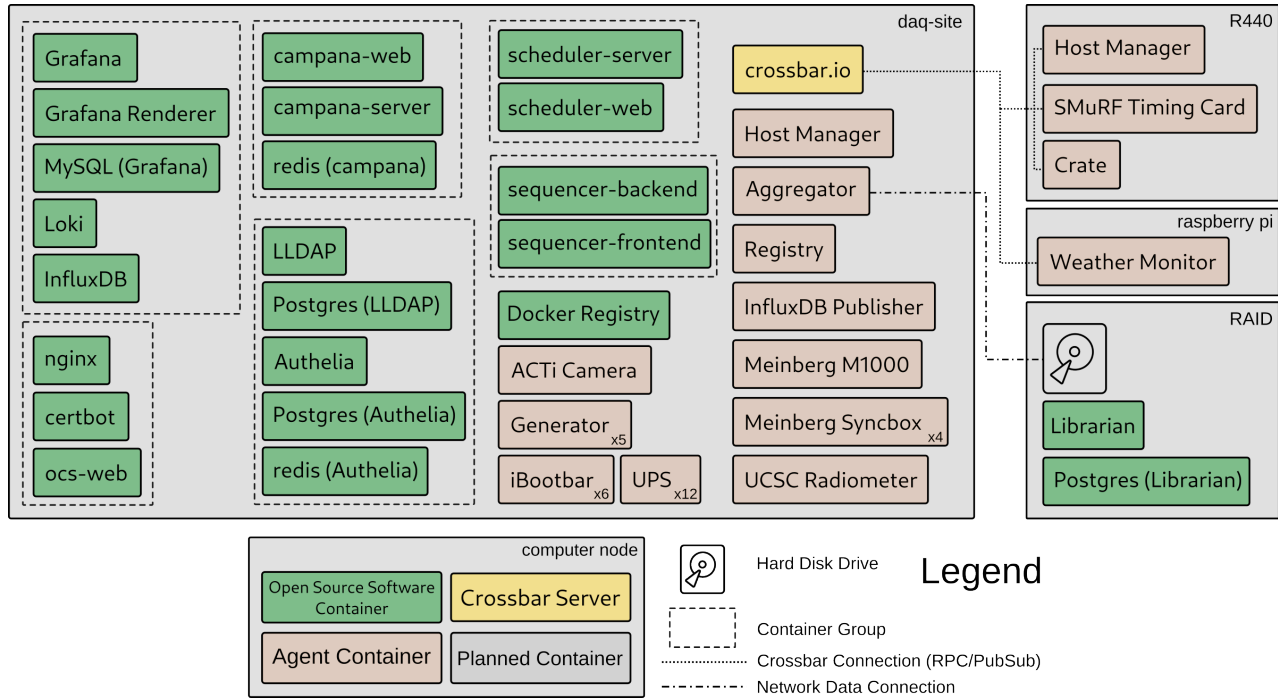


Figure 2. A diagram showing the ‘site’ ocs and supporting services Docker container distribution. Most services are run on a single virtual machine, labeled ‘daq-site’. This includes groups of containers supporting Grafana for monitoring, Authelia for authentication, the scheduler for observation scheduling, the sequencer for executing schedules, and nginx for proxying the various web services. Also shown here are the ocs containers running for site wide hardware, such as the Meinberg timing systems, as well as the RAID array, which runs the Librarian software.

The workflow to deploy a change is to submit a pull request on the configuration repository. Once the change is reviewed and approved the pull request is merged. On merge the private GitHub Actions runner clones the latest main branch and executes the Ansible playbook which copies the updated files to the required hosts. Once the change is deployed, any agents that have had their configuration changed will need to be restarted, which can be done through ocs-web with the Host Manager agent. Depending on the agent, this might require observations to be halted, for instance if the ACU agent configuration changes. The update can often be done at the next convenient time, i.e. during any downtime.

3.3 Timing Distribution

The Meinberg M1000 is the main source of timing for the entire SO site. The OCXO-HQ oscillator within it is synchronized to GPS. The M1000 then outputs a 10 MHz signal which is required to discipline a 122.88 MHz clock in the SMuRF timing system. Additionally the M1000 outputs a PTPv2 (IEEE 1588-2008, we will just refer to this as PTP) signal on the network. This PTP signal is received by the four Meinberg Syncbox/N2X signal converters on each platform and by the antenna control units (ACUs). The Syncboxes discipline their internal oscillator to this PTP signal, and have three configurable BNC outputs. These outputs are configured as needed on platform. One example of a required output is an IRIG-B signal required by the HWP subsystem.

PTP distribution on the network requires PTP compatible networking equipment. All network switches within the PTP path are PlanetTech brand industrial switches that are PTP compatible. The switches must be properly configured for PTP passthrough, else the quality of the PTP timing signal past the switch may be degraded from the $< \pm 100$ ns synchronization specification to $\sim \pm 1$ ms. An ansible playbook is used to configure the switches via their Telnet interface. The final configurations were tested against a secondary GPS clock temporarily located next to the Syncboxes, where a pulse per second (PPS) signal could be compared between the two. With the switches properly configured this difference was seen to be on order 100 ns.

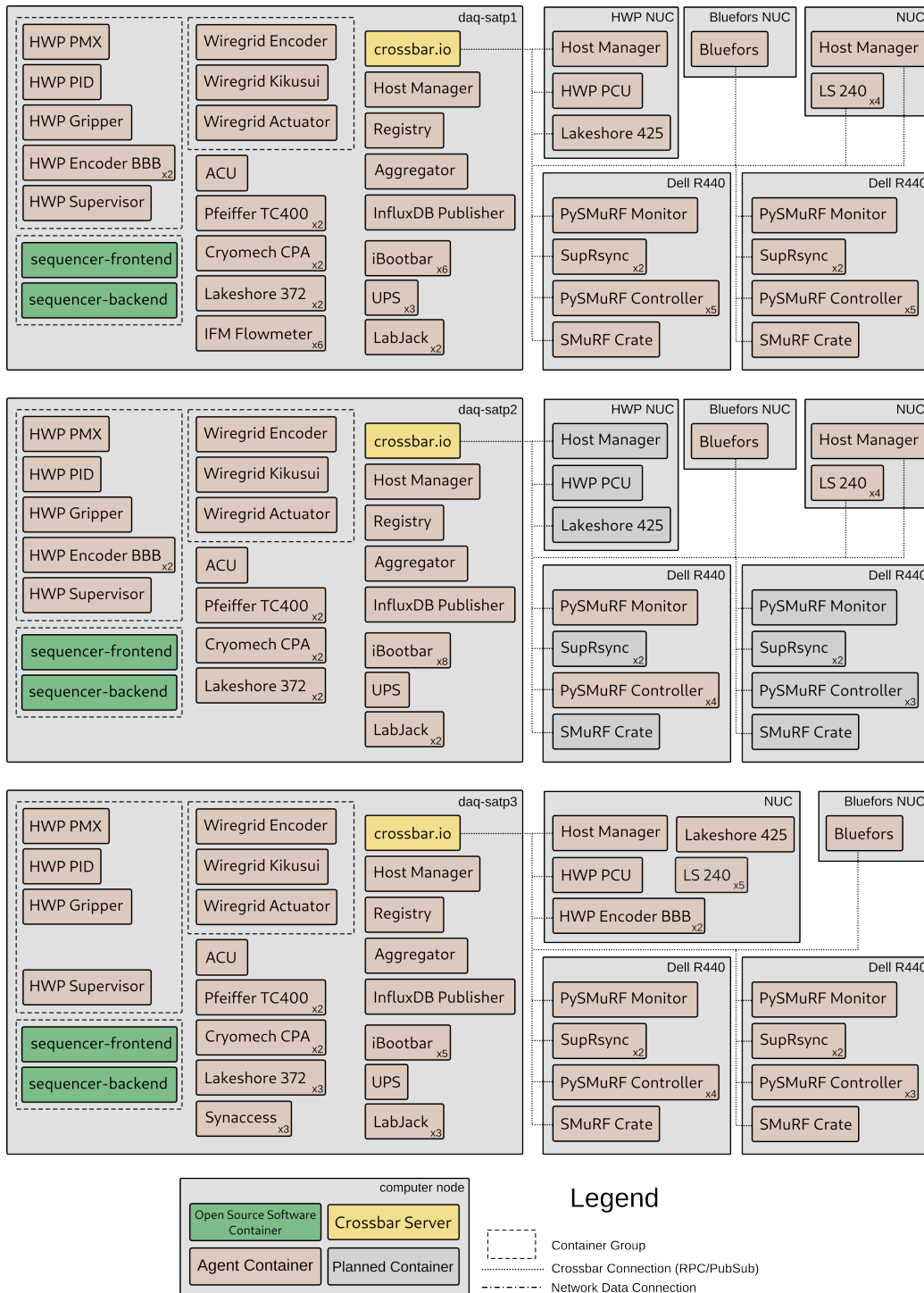


Figure 3. A diagram showing the ocs network for all three SATs. Each SAT has a core virtual machine that runs the crossbar server for a given SAT, as well as the sequencer for the platform and most of the agents. Additionally each SAT has a collection of NUCs to support HWP readout, Lakeshore 240 low temperature thermometer readout, and monitoring of the Bluefors dilution refrigerator logs. Lastly, there are two Dell R440 servers that support the detector readout through the SMuRF systems, which we refer to as SMuRF servers. Each SMuRF server runs a collection of PySMuRF controller agents that perform detector operations, such as IV curves and data streaming, two SupRsync agents and a PySMuRF monitor agent to move data off of the local disk to the RAID, and a crate monitor agent.

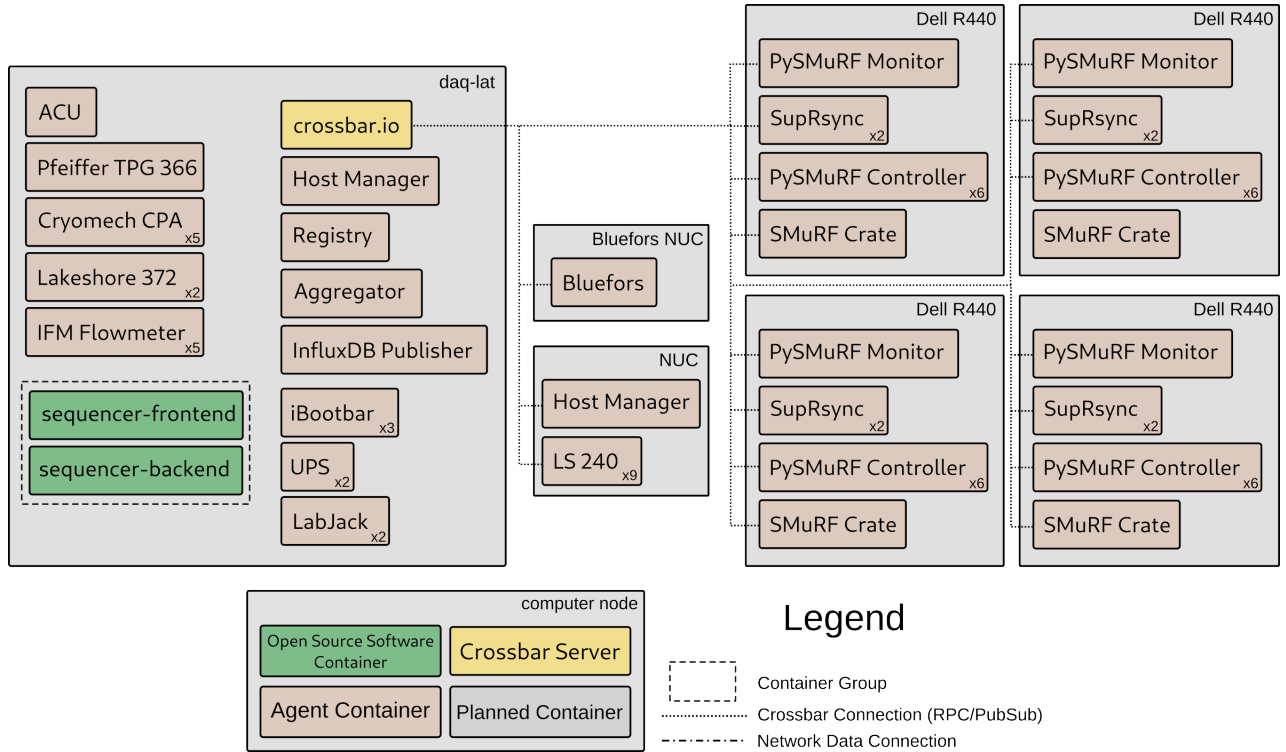


Figure 4. A diagram showing the `ocs` network for the LAT. The layout is similar to any single SAT layout shown in Figure 3. The main differences being there are no HWP or wiregrid agents and there are more SMuRF servers to support the large number of detectors in the LAT.

4. SUPPORTING SERVICES

Along with OCS we employ the use of many different supporting services to monitor and control the observatory. These services include tools to orchestrate observations, alert when things go wrong, and securely access site services remotely. In this section we discuss details about these services and how they are deployed.

4.1 Access and Authentication

Secure remote access is required to run the observatory. Remote observers around the world keep the telescopes running, ensuring that observation schedules are carried out and resolving any potential issues that arise. An `nginx` web server functions as a reverse proxy for the site’s web services. Along with `nginx` we use the open-source authentication and authorization server Authelia[§].

Authelia supplements `nginx` by sitting between the reverse proxy and the application that is being secured. Requests get forwarded from `nginx` to Authelia to check for authentication. If the user is not logged in they will be redirected to do so. Logging in requires multi-factor authentication in the form of password and time based one time password. Once authenticated, future requests pass the authentication check when forwarded to Authelia, at which point the proxy forwards the request to the protected application.

Authelia also supports OAuth 2.0 and OpenID Connect 1.0, which allows it to integrate into applications that support them, such as Grafana and JupyterHub. Deploying an OAuth 2.0 solution locally on site has the advantage of still being accessible even if the Internet connection to site is lost as compared to using one of the many popular OAuth providers such as GitHub. Authelia is backed by an LDAP server on site which stores usernames and credentials.

[§]<https://www.authelia.com/>

4.2 Monitoring, Alerting, and Log Aggregation

Our monitoring and log aggregation system remains largely unchanged since Koopman et al 2020. We continue to use Grafana, backed by an InfluxDB, for monitoring along with Loki for log aggregation. The integration between Grafana and Loki has improved over the years as Grafana continues to release updates for both software packages.

The SMuRF systems output several ancillary files in addition to the timestreams. These files are typically text files and plots, which are useful to inspect to assess health of the system and to debug any problems that arise. We developed a web portal for viewing these outputs called TeleView*. TeleView uses the Django web framework to provide an interface to the MongoDB database, which stores metadata about the SMuRF files. A Next.js front end serves as the user interface. TeleView can ingest arbitrary files, but its main use is for the SMuRF outputs.

We use the alerting functionality within Grafana, coupled with a custom built application called Campana† for sending SMS and phone calls, to send alerts to remote observers when issues arise with the observatory. This mechanism queries the housekeeping data stored in the InfluxDB backend at regular intervals, evaluates rules for alerting, and then sends a Slack message or triggers an alert in Campana. For more details on how this system works see Nguyen et al. 2024.¹⁸

4.3 Data Movement and Processing

A fork of the HERA Librarian is used to manage data collected on site. Final data products, which we refer to as “books”, are managed by the Librarian, which tracks the books in a Postgres database. During commissioning, the Librarian would then copy the data to a “sneakernet” disk, which would be shipped or hand carried back to North America to the San Diego Supercomputer Center and copied from there to NERSC.

A high speed fiber, providing 300 Mbps symmetric speeds to North America, was recently installed. This fiber connects through the ALMA high elevation facility and is provided in coordination with REUNA. This will enable rapid copying of the data via the Librarian to NERSC. For more details on the Librarian see Borrow et al. 2024.¹⁹

We deploy several separate JupyterHub installations, split across three KVM guests running on two servers, to enable user interactive data exploration. Remote users can access all on-site data via these JupyterHub instances, and use them to load and analyze the data shortly after it is collected. There is an ongoing effort to move to a single Kubernetes-based JupyterHub installation that spans the now four “compute nodes” on site. This will ease administration and user management in the system. A common problem encountered in the current configuration is complete consumption of memory on a node, which causes all Jupyter kernels on that instance to crash. The Kubernetes installation should mitigate this in several ways, distributing users evenly among the compute nodes, and providing guarantees on allocated memory per user.

These local compute resources, while still important for automated data processing and local access, have seen decreased use after a recent connection to high speed fiber was made, enabling movement of data at site to computing facilities at NERSC, Princeton, and the University of Manchester much more quickly than was previously possible.

We have adopted the Prefect workflow orchestration system‡ for managing automated data processing and data packaging scripts. Prefect provides cronjob-like functionality, with the ability to track dependencies between jobs, and to retry failed jobs. The web interface allows remote observers to easily view the health of the automatic data processing scripts, and Prefect can send alerts on failure. For more details on how we use Prefect see Guan et al. 2024.²⁰

*<https://github.com/simonsobs/TeleView>

†<https://github.com/simonsobs/campana>

‡<https://www.prefect.io/>

4.4 Observation Sequencing

Many elements must work in concert to perform observations; the detectors must be tuned, the telescope pointed, and ancillary hardware must be controlled. `sorunlib` is a Python library that forms the basis for writing a “schedule”. The schedules are written in Python²⁰ and are serially executed scripts that perform each step required during an observation. `nextline` is the tool used to execute these scripts. `nextline` has a web interface that users interact with to upload schedules and to see the state of the current observation.

4.4.1 sorunlib

`sorunlib`[§] is a high level Python library used to run observations. The library is responsible for creating the necessary ocs clients for any hardware that needs to be coordinated during an observation. It makes this list available as a global `CLIENTS` variable. The hardware subsystems that require coordination each have their own module within `sorunlib`, which access this global clients dictionary and command the relevant ocs agents.

`sorunlib` checks the response of each command for the operation status and opcode (operation code), handles any errors that occur, and depending on the severity of the error, raises an exception within the schedule, halting observations. There are modules for commanding the ACU, HWP, SMuRF, and wiregrid, as well as a module for sequencing detector operations with telescope motion. The goal of `sorunlib` is to provide a high level API that presents an easy to read and concise “schedule” that remote observers can follow along with to understand what is happening during observations.

4.4.2 nextline

`nextline` is a custom written tool for executing Python scripts line-by-line. The `nextline` Python package is the core for the `nextline-graphql` backend server. This server provides an API for the `nextline-web` frontend, written in TypeScript, to interact with. Schedules are uploaded from the web frontend, executed within the `nextline` backend, and their status displayed for the user to see back on the frontend.²¹

`nextline` uses an asynchronous wrapper for pytest’s `pluggy` system, called `apluggy`[¶] to extend functionality with various plugins. Table 1 shows a list of external plugins and their functionality.

Table 1. List of external `nextline` plugins.

Plugin	Description
<code>nextline-rdb</code>	Relational database for configuration, execution history, and other information.
<code>nextline-schedule</code>	Fetch pre-made schedules from the scheduler API.
<code>nextline-alert</code>	Send alert triggers to <code>campana</code> when an exception is raised.

4.4.3 Observation Scheduling

Observatory operations are executed by the sequencer, described in Section 4.4. The “schedules” run by the sequencer are generated by the “scheduler”. The scheduler is primarily a Python library that takes a master observation plan, a list of what targets to observe when, and translates them it into an `sorunlib` based schedule that can be run by the sequencer. A simple Flask API presents an interface for the scheduler web front end to fetch schedules. The `nextline` web front end also pulls schedules directly from this API. For more details on the scheduler, see Guan et al. 2024.²⁰

4.4.4 Deploying the Sequencer

The combination of `nextline` and `sorunlib` is deployed in two Docker containers, one for the frontend and one for the backend. The frontend container is the one published in the GitHub container registry for the `nextline-web` package. The backend container runs from a custom built image, based on the one provided by the `nextline-graphql` repository, that installs `sorunlib` and any required external plugins. This is built and released from a separate repository called `so-daq-sequencer-docker`^{||}.

[§]<https://github.com/simonsobs/sorunlib>

[¶]<https://github.com/simonsobs/apluggy>

^{||}<https://github.com/simonsobs/so-daq-sequencer-docker>

5. LESSONS LEARNED

We have been supporting `ocs` for over six years now. `ocs` has been deployed in some form at the site for just over a year. In that time we have learned a few lessons that we share in this section to help those who may be developing their own control systems, or those who may be considering use of `ocs`.

5.1 Development

There are over thirty contributors to `ocs` and `socs` combined. While we have a style guide, many early reviews contained many style-based comments. We have since adopted the use of pre-commit, a tool that manages git pre-commit hooks. This is configured to run several simple checks such as checking if the committed files are valid Python and removing trailing whitespace at the end of lines. We have also configured it to run a couple of auto-formatters, namely `isort` and `autopep8`, which sort imports and format code to conform to Python PEP 8. `flake8` then catches anything that `autopep8` did not. We use the integration of pre-commit with GitHub actions that runs pre-commit on each PR, and require that it pass before merging. This has greatly reduced the need for style-related comments in our reviews.

The testing infrastructure described in Sec. 2.2.2 has been a valuable way to test agent code without access to hardware, however it also increases the time it takes to run the GitHub Actions during PRs, as we run all unit and integration tests, following continuous integration (CI) best practices. Improperly written communication code can also lead to difficult to debug problems with the tests. Agent contributors tend to be graduate students and postdocs working in the lab with the relevant hardware, but test development has typically been done by dedicated members of the software team. The contribution of agents from across the collaboration has really enabled the larger number of agents supported by `ocs`, but less experienced developers might not be familiar with test development. As a result, our coverage remains relatively low at $\sim 35\%$ of the `socs` agents. Had we developed this testing capability earlier and provided thorough examples, it might have been easier to obtain wider adoption by contributors.

5.2 Deployment

Uniformity in the method of configuration file deployment was a challenge that is still not solved in our deployment. The core “DAQ” nodes were setup by the team developing `ocs`, and as such are the ones that are directly managed by the automated deployment scheme described in 3. However, each platform team provided their own, often already configured, computers for specific hardware related to their platform, e.g. the HWP NUCs, the SMuRF servers. These machines vary in the details of their configuration, details such as the user running OCS, the storage path of the configuration files, which version of Ubuntu is running, and which version of Python is installed. The configuration files on these machines are still managed by the platform teams in whatever configuration they were in when initially set up. Making the configuration deployment uniform across platforms is a work in progress, but would have been more easily accomplished if considered from the start. This experience also motivates developing a centralized configuration file system, as mentioned in Section 6.1.

6. FUTURE WORK

`ocs` is almost fully deployed at the SO site. We have approximately a decade of observations ahead, through which we will continue to support `ocs`. This support includes typical maintenance, such as updating `ocs` when new Python versions are released and when dependencies require downstream modifications. In this Section we discuss some additional considerations for the future of `ocs`.

6.1 Middleware Replacement

Crossbar has been the selected middleware layer used by `ocs`. Selected in early 2018, crossbar was chosen due to its unique capabilities, providing both remote procedure call (RPC) and PubSub. It was an open source implementation of a WAMP router, written by the authors behind WAMP. Additionally, it was accompanied by the Autobahn libraries, which provided support for multiple programming languages to interface with the crossbar server.

However, in recent years the company developing crossbar has, as far as we can tell, dissolved^{**}. The project still sees minor updates, and remains available on GitHub, but the main homepage for the project, crossbar.io, is now offline, so documentation is inaccessible. Use of the crossbar server, deployed in an isolated Docker container, has been remarkably stable over the six years we have used it for SO. Unfortunately, these recent events will force us to replace crossbar as a middleware layer.

We are still considering the best path forward, however, we expect to build a replacement for this core RPC and PubSub functionality that crossbar provided that can be dropped in as a replacement for crossbar. Examining recent trends in the design of observatory control systems, it is difficult to identify the ‘best’ middleware layer. Technologies such as ZeroMQ and ICE are high on our list of software to evaluate, and that we might expect to incorporate into our crossbar replacement.²²

Building our own solution allows us to more easily extend functionality as well. Centralizing the configuration information would make deployment of the agents simpler if it can be done in a manner that maintains the history of configuration changes and has proper user authentication built into it. Of course additional features come at the cost of additional developer time, which is limited.

6.2 Access Control

Currently any client on the network that can connect to the crossbar server can send commands to any agents. In labs, where teams using `ocs` are generally small and well coordinated, this has not presented an issue. However, at the full scale of the observatory, this presents potential issues of multiple users sending redundant or conflicting commands. Remote observations are carried out by a single responsible operator and so conflicts have yet to arise in practice, but we do have plans to address this potential pitfall.

We are working on an access control system, designed to restrict control programs from sending commands to certain agents at certain times. The system is being built to prevent accidental mistakes, not prevent malicious behavior on behalf of the user. Agents will define several levels of access, requiring different credentials. Clients will need to pass the proper credentials to override the current restriction level in order to send commands. Implementation details are still being worked out.

6.3 Kubernetes

Kubernetes has grown in popularity since `ocs` was originally developed, seeing some use in observatory deployments.²³ We already deploy agents within Docker containers, but never made the leap to managing the containers with Kubernetes. Maintaining a local Kubernetes cluster is a large undertaking, and until the recent SO deployment to Chile, would require each lab testing various components to run their own cluster, which was not feasible. Now that we are in the field, and actively working on a Kubernetes cluster for other purposes, the use of Kubernetes to manage some aspects of `ocs` becomes more appealing.

The Host Manager agent currently orchestrates the agent containers, and has the added feature of easy user interaction to start and stop agents. We may never move away from this, but running the middleware layer on a Kubernetes cluster would be appealing to ensure high availability of this critical component. This deployment strategy will be kept in mind as we work on the previously described middleware replacement.

7. SUMMARY

The Simons Observatory has begun observations with two of the three SATs, with the third coming online imminently. The LAT is expected to begin observations in early 2025. We have presented an update on the status and deployment of the observatory control system, including discussion of newly developed agents, new features in the core library, and the state of supporting services for observatory operations.

`ocs` is now successfully deployed at nearly full scale and observations are underway. While we do have future plans to replace the middleware layer and plan to continue to add agents where needed to support additional hardware, we consider the deployment a success. We will continue to support `ocs` throughout the life of SO, approximately the next ten years. We encourage those looking for a control system to consider using `ocs` and contributing to its development.

^{**}<https://github.com/crossbario/crossbar/issues/2085#issuecomment-1676372430>

APPENDIX A. AGENT LIST

This list shows all current `ocs` and `socs` agents and describes their functionality.

- **ACTi Camera** – Saves still frames from ACTi IP surveillance cameras to disk at regular intervals.
- **ACU** – The antenna control unit (ACU) agent. Controls the telescope platform pointing.¹³
- **Aggregator** – Saves HK data from all other agents to `.g3` files on disk^{††}.
- **Bluefors** – Reads the Bluefors LD400 logs and passes them to `ocs`.
- **Cryomech CPA** – Monitors and controls the Cryomech helium compressors used with the pulse tube cryocoolers.
- **FTS Aerotech** – Controls motion of a Fourier transform spectrometer (FTS) mirror stage.
- **Generator** – Monitors the diesel generators used to power the site.
- **Hi6200** – Records readings from an Hi6200 weight sensor. Used to monitor the amount of liquid nitrogen in cold traps on each platform.
- **HWP Encoder BBB** – Receives and decodes encoder readings sent from a BeagleBone Black (BBB) connected to the half wave plate (HWP) hardware. The encoder signal is used to determine the HWP angles.
- **HWP Gripper** – Monitors and controls three LEY32C-30 linear actuators. Used to ‘grip’ the HWP when it is not floating on the superconducting bearing.
- **HWP PCU** – Applies a discrete phase compensation to the HWP motor drive circuit.
- **HWP Picoscope** – Monitors the position and temperature of the HWP with a Picoscope 3403D MSO connected to a set of LC sensors.
- **HWP PID** – Interfaces with hardware that controls the rotation speed of the HWP with the use of a PID loop.
- **HWP PMX** – Interfaces with a PMX Kikusui power supply, controlling the rotation of the HWP.
- **HWP Supervisor** – Coordinates the rest of HWP agents. Can trigger shutdown of HWP system if needed.
- **Host Manager** – Orchestrates the startup and shutdown of other OCS agents on a given node.
- **Holography FPGA** – Interfaces with a ROACH2 FPGA to perform holography measurements in lab.
- **Holography Synthesizer** – Interfaces with a frequency synthesizer to perform holography measurements in lab.²⁴
- **iBootbar** – Controls the outlet state of network connected power distribution units (PDUs). Used to remotely reboot hardware when needed.
- **InfluxDB** – Saves HK data from all other agents to the InfluxDB time series database for viewing in Grafana.
- **IFM SBN246 Flowmeter** – Monitors the flow and temperature of liquid cooling loops used to cool hardware on each platform.

^{††}https://github.com/CMB-S4/spt3g_software

- **LabJack** – Monitors analog and digital inputs and outputs of a LabJack T4 or T7. Used for miscellaneous sensors around the site.
- **Lakeshore 240** – Interfaces with a Lakeshore 240 for monitoring the resistance and corresponding temperature of low temperature thermometry (both Ruthenium oxide and silicon diodes) at 1K and higher.
- **Lakeshore 336** – Interfaces with a Lakeshore 336 for monitoring and servoing a cold load used for lab testing.
- **Lakeshore 370** – Interfaces with a Lakeshore 370 for monitoring the resistance and corresponding temperature Ruthenium oxide thermometers down to 10 mK.
- **Lakeshore 372** – Interfaces with a Lakeshore 372 for monitoring the resistance and corresponding temperature Ruthenium oxide thermometers down to 10 mK.
- **Lakeshore 425** – Interfaces with a Lakeshore 425 Gaussmeter for measuring magnetic fields. Used to monitor the HWP float and rotation states.
- **LATRt XY Stage** – Controls motors connected to an XY stage used for testing in the Large Aperture Telescope Receiver tester (LATRt) in lab.
- **Magpie** – Receives detector timestreams from a SMuRF streamer and translates the streams into **G3Frames** that are compatible with the lyrebird detector monitor.
- **Meinberg M1000** – Monitors the Meinberg LANTIME M1000, a GPS referenced clock that serves as the main source of timing for the entire site.
- **Meinberg Syncbox** – Monitors the synchronization of the Meinberg Syncbox/N2X on each telescope platform. These receive a timing signal from the M1000 via PTP and translate it into a signal usable by other on platform hardware (IRIG, PPS, etc.)
- **Pfeiffer TPG 366** – Monitors a Pfeiffer TPG 366, a six channel pressure gauge control unit used in the cryostats.
- **Pfeiffer TC 400** – Monitors and controls a Pfeiffer TC 400 turbo pump controller.
- **Pysmurf Controller** – Interfaces with the SMuRF crates to coordinate detector operations and readout.
- **Pysmurf Monitor** – Monitors files created by the SMuRF system and tracks them for later transfer by the SupRsync agent.
- **Registry** – Monitors the state of all other agents on the network as well the status of their operations. Provides a feed which can trigger alerts if critical operations fail.
- **SCPI PSU** – Interfaces with any desktop power supply that is SCPI compatible, allowing for remote voltage and current control.
- **SMuRF Crate Monitor** – Monitors the SMuRF Advanced Telecommunications Computing Architecture (ATCA) crates that power and connect the SMuRF blades, site networking, and timing infrastructure.
- **SMuRF Timing Card** – Monitors the SMuRF timing card, which distributes timing information to all SMuRF systems on site.
- **SupRsync** – Transfers files from the SMuRF servers to the RAID array on site for further aggregation using rsync.
- **Synaccess** – Controls the outlet state of network connected PDUs. Used to remotely reboot hardware when needed.
- **Tektronix AWG** – Controls a Tektronix AFG3021C function generator for use in lab.

- **Thorlabs MC2000B** – Monitors and controls a Thorlabs MC2000B optical chopper system.
- **UCSC Radiometer** – Monitors the precipitable water vapor reported by a radiometer provided by The Universidad Católica de la Santísima Concepción (UCSC).
- **UPS** – Monitors the uninterruptible power supplies (UPSes) supporting various on site hardware such as the computers.
- **Vantage Pro2** – Monitors a Davis Instruments Vantage Pro2 weather monitor. Provides local site weather information such as temperature, wind speed, and UV index.
- **Wiregrid Actuator** – Controls linear actuators used to insert and eject a wiregrid calibrator on the SATs.
- **Wiregrid Encoder** – Monitors an encoder used to record the rotational angle of the wiregrid calibrator.
- **Wiregrid Kikusui** – Monitors and controls a PMX Kikusui power supply that controls the rotation of the wiregrid calibrator.
- **Wiregrid Tilt Sensor^{‡‡}** – Monitors a tilt sensor to record the tilt of the wiregrid calibrator against gravity.

ACKNOWLEDGMENTS

This work was supported in part by a grant from the Simons Foundation (Award #457687, B.K.). This work was supported by the National Science Foundation (UEI GM1XX56LEP58). We would also like to thank the various open source projects that we use to support observatory operations.

REFERENCES

- [1] Galitzki, N., Tsan, T., Spisak, J., Randall, M., Silva-Feaver, M., Seibert, J., Lashner, J., Adachi, S., Adkins, S. M., Alford, T., Arnold, K., Ashton, P. C., Austermann, J. E., Baccigalupi, C., Bazarko, A., Beall, J. A., Bhimani, S., Bixler, B., Coppi, G., Corbett, L., Crowley, K. D., Crowley, K. T., Day-Weiss, S., Dicker, S., Dow, P. N., Duell, C. J., Duff, S. M., Gerras, R. G., Groh, J. C., Gudmundsson, J. E., Harrington, K., Hasegawa, M., Healy, E., Henderson, S. W., Hubmayr, J., Iuliano, J., Johnson, B. R., Keating, B., Keller, B., Kiuchi, K., Kofman, A. M., Koopman, B. J., Kusaka, A., Lee, A. T., Lew, R. A., Lin, L. T., Link, M. J., Lucas, T. J., Lungu, M., Mangu, A., McMahan, J. J., Miller, A. D., Moore, J. E., Morshed, M., Nakata, H., Nati, F., Newburgh, L. B., Nguyen, D. V., Niemack, M. D., Page, L. A., Sakaguri, K., Sakurai, Y., Rao, M. S., Saunders, L. J., Shroyer, J. E., Sugiyama, J., Tajima, O., Takeuchi, A., Bua, R. T., Teply, G., Terasaki, T., Ullom, J. N., Lanen, J. L. V., Vavagiakis, E. M., Vissers, M. R., Walters, L., Wang, Y., Xu, Z., Yamada, K., and Zheng, K., “The simons observatory: Design, integration, and testing of the small aperture telescopes,” (2024).
- [2] Xu, Z., Adachi, S., Ade, P., Beall, J. A., Bhandarkar, T., Bond, J. R., Chesmore, G. E., Chinone, Y., Choi, S. K., Connors, J. A., Coppi, G., Cothard, N. F., Crowley, K. D., Devlin, M., Dicker, S., Dober, B., Duff, S. M., Galitzki, N., Gallardo, P. A., Golec, J. E., Gudmundsson, J. E., Haridas, S. K., Harrington, K., Hervias-Caimapo, C., Patty Ho, S.-P., Huber, Z. B., Hubmayr, J., Iuliano, J., Kaneko, D., Kofman, A. M., Koopman, B. J., Lashner, J., Limon, M., Link, M. J., Lucas, T. J., Matsuda, F., McCarrick, H., Nati, F., Niemack, M. D., Orłowski-Scherer, J., Piccirillo, L., Sarmiento, K. P., Schaan, E., Silva-Feaver, M., Sonka, R., Sutariya, S., Tajima, O., Teply, G. P., Terasaki, T., Thornton, R., Tucker, C., Ullom, J., Vavagiakis, E. M., Vissers, M. R., Walker, S., Whipps, Z., Wollack, E. J., Zannoni, M., Zhu, N., Zonca, A., and Simons Observatory Collaboration, “The Simons Observatory: The Large Aperture Telescope (LAT),” *Research Notes of the American Astronomical Society* **5**, 100 (Apr. 2021).

^{‡‡}Not yet merged into `socs` as of this writing, but nearly complete.

- [3] Zhu, N., Bhandarkar, T., Coppi, G., Kofman, A. M., Orłowski-Scherer, J. L., Xu, Z., Adachi, S., Ade, P., Aiola, S., Austermann, J., Bazarko, A. O., Beall, J. A., Bhimani, S., Bond, J. R., Chesmore, G. E., Choi, S. K., Connors, J., Cothard, N. F., Devlin, M., Dicker, S., Dober, B., Duell, C. J., Duff, S. M., Dünner, R., Fabbian, G., Galitzki, N., Gallardo, P. A., Golec, J. E., Haridas, S. K., Harrington, K., Healy, E., Ho, S.-P. P., Huber, Z. B., Hubmayr, J., Iuliano, J., Johnson, B. R., Keating, B., Kiuchi, K., Koopman, B. J., Lashner, J., Lee, A. T., Li, Y., Limon, M., Link, M., Lucas, T. J., McCarrick, H., Moore, J., Nati, F., Newburgh, L. B., Niemack, M. D., Pierpaoli, E., Randall, M. J., Sarmiento, K. P., Saunders, L. J., Seibert, J., Sierra, C., Sonka, R., Spisak, J., Sutariya, S., Tajima, O., Teply, G. P., Thornton, R. J., Tsan, T., Tucker, C., Ullom, J., Vavagiakis, E. M., Vissers, M. R., Walker, S., Westbrook, B., Wollack, E. J., and Zannoni, M., “The simons observatory large aperture telescope receiver,” *The Astrophysical Journal Supplement Series* **256**, 23 (Sept. 2021).
- [4] Ade, P., Aguirre, J., Ahmed, Z., Aiola, S., Ali, A., Alonso, D., Alvarez, M. A., Arnold, K., Ashton, P., Austermann, J., Awan, H., Baccigalupi, C., Baidon, T., Barron, D., Battaglia, N., Battye, R., Baxter, E., Bazarko, A., Beall, J. A., Bean, R., Beck, D., Beckman, S., Beringue, B., Bianchini, F., Boada, S., Boettger, D., Bond, J. R., Borrill, J., Brown, M. L., Bruno, S. M., Bryan, S., Calabrese, E., Calafut, V., Calisse, P., Carron, J., Challinor, A., Chesmore, G., Chinone, Y., Chluba, J., Cho, H.-M. S., Choi, S., Coppi, G., Cothard, N. F., Coughlin, K., Crichton, D., Crowley, K. D., Crowley, K. T., Cukierman, A., D’Ewart, J. M., Dünner, R., de Haan, T., Devlin, M., Dicker, S., Didier, J., Dobbs, M., Dober, B., Duell, C. J., Duff, S., Duivenvoorden, A., Dunkley, J., Dusatko, J., Errard, J., Fabbian, G., Feeney, S., Ferraro, S., Fluxà, P., Freese, K., Frisch, J. C., Frolov, A., Fuller, G., Fuzia, B., Galitzki, N., Gallardo, P. A., Tomas Galvez Gherzi, J., Gao, J., Gawiser, E., Gerbino, M., Gluscevic, V., Goeckner-Wald, N., Golec, J., Gordon, S., Gralla, M., Green, D., Grigorian, A., Groh, J., Groppi, C., Guan, Y., Gudmundsson, J. E., Han, D., Hargrave, P., Hasegawa, M., Hasselfield, M., Hattori, M., Haynes, V., Hazumi, M., He, Y., Healy, E., Henderson, S. W., Hervias-Caimapo, C., Hill, C. A., Hill, J. C., Hilton, G., Hilton, M., Hincks, A. D., Hinshaw, G., Hložek, R., Ho, S., Ho, S.-P. P., Howe, L., Huang, Z., Hubmayr, J., Huppenberger, K., Hughes, J. P., Ijjas, A., Ikape, M., Irwin, K., Jaffe, A. H., Jain, B., Jeong, O., Kaneko, D., Karpel, E. D., Katayama, N., Keating, B., Kernasovskiy, S. S., Keskitalo, R., Kisner, T., Kiuchi, K., Klein, J., Knowles, K., Koopman, B., Kosowsky, A., Krachmalnicoff, N., Kuenstner, S. E., Kuo, C.-L., Kusaka, A., Lashner, J., Lee, A., Lee, E., Leon, D., Leung, J. S. Y., Lewis, A., Li, Y., Li, Z., Limon, M., Linder, E., Lopez-Caraballo, C., Louis, T., Lowry, L., Lungu, M., Madhavacheril, M., Mak, D., Maldonado, F., Mani, H., Mates, B., Matsuda, F., Maurin, L., Mauskopf, P., May, A., McCallum, N., McKenney, C., McMahan, J., Meerburg, P. D., Meyers, J., Miller, A., Mirmelstein, M., Moodley, K., Munchmeyer, M., Munson, C., Naess, S., Nati, F., Navaroli, M., Newburgh, L., Nguyen, H. N., Niemack, M., Nishino, H., Orłowski-Scherer, J., Page, L., Partridge, B., Peloton, J., Perrotta, F., Piccirillo, L., Pisano, G., Poletti, D., Puddu, R., Puglisi, G., Raum, C., Reichardt, C. L., Remazeilles, M., Rephaeli, Y., Riechers, D., Rojas, F., Roy, A., Sadeh, S., Sakurai, Y., Salatino, M., Sathyanarayana Rao, M., Schaan, E., Schmittfull, M., Sehgal, N., Seibert, J., Seljak, U., Sherwin, B., Shimon, M., Sierra, C., Sievers, J., Sikhosana, P., Silva-Feaver, M., Simon, S. M., Sinclair, A., Siritanasak, P., Smith, K., Smith, S. R., Spergel, D., Staggs, S. T., Stein, G., Stevens, J. R., Stompor, R., Suzuki, A., Tajima, O., Takakura, S., Teply, G., Thomas, D. B., Thorne, B., Thornton, R., Trac, H., Tsai, C., Tucker, C., Ullom, J., Vagnozzi, S., van Engelen, A., Van Lanen, J., Van Winkle, D. D., Vavagiakis, E. M., Vergès, C., Vissers, M., Wagoner, K., Walker, S., Ward, J., Westbrook, B., Whitehorn, N., Williams, J., Williams, J., Wollack, E. J., Xu, Z., Yu, B., Yu, C., Zago, F., Zhang, H., Zhu, N., and Simons Observatory Collaboration, “The Simons Observatory: science goals and forecasts,” *J. Cosmology Astropart. Phys.* **2019**, 056 (Feb. 2019).
- [5] Lee, A., Abitbol, M. H., Adachi, S., Ade, P., Aguirre, J., Ahmed, Z., Aiola, S., Ali, A., Alonso, D., Alvarez, M. A., Arnold, K., Ashton, P., Atkins, Z., Austermann, J., Awan, H., Baccigalupi, C., Baidon, T., Baleato Lizancos, A., Barron, D., Battaglia, N., Battye, R., Baxter, E., Bazarko, A., Beall, J. A., Bean, R., Beck, D., Beckman, S., Beringue, B., Bhandarkar, T., Bhimani, S., Bianchini, F., Boada, S., Boettger, D., Bolliet, B., Bond, J. R., Borrill, J., Brown, M. L., Bruno, S. M., Bryan, S., Calabrese, E., Calafut, V., Calisse, P., Carron, J., Carl, F. M., Cayuso, J., Challinor, A., Chesmore, G., Chinone, Y., Chluba, J., Cho, H.-M. S., Choi, S., Clark, S., Clarke, P., Contaldi, C., Coppi, G., Cothard, N. F., Coughlin, K., Coulton, W., Crichton, D., Crowley, K. D., Crowley, K. T., Cukierman, A., D’Ewart, J. M., Dünner, R., de Haan, T., Devlin, M.,

- Dicker, S., Dober, B., Duell, C. J., Duff, S., Duivenvoorden, A., Dunkley, J., El Bouhargani, H., Errard, J., Fabbian, G., Feeney, S., Fergusson, J., Ferraro, S., Fluxa, P., Freese, K., Frisch, J. C., Frolov, A., Fuller, G., Galitzki, N., Gallardo, P. A., Galvez Gherzi, J. T., Gao, J., Gawiser, E., Gerbino, M., Gluscevic, V., Goeckner-Wald, N., Golec, J., Gordon, S., Gralla, M., Green, D., Grigorian, A., Groh, J., Groppi, C., Guan, Y., Gudmundsson, J. E., Halpern, M., Han, D., Hargrave, P., Harrington, K., Hasegawa, M., Hasselfield, M., Hattori, M., Haynes, V., Hazumi, M., Healy, E., Henderson, S. W., Hensley, B., Hervias-Caimapo, C., Hill, C. A., Hill, J. C., Hilton, G., Hilton, M., Hincks, A. D., Hinshaw, G., Hložek, R., Ho, S., Ho, S.-P. P., Hoang, T. D., Hoh, J., Hotinli, S. C., Huang, Z., Hubmayr, J., Huppenberger, K., Hughes, J. P., Ijjas, A., Ikape, M., Irwin, K., Jaffe, A. H., Jain, B., Jeong, O., Johnson, M., Kaneko, D., Karpel, E. D., Katayama, N., Keating, B., Keskitalo, R., Kisner, T., Kiuchi, K., Klein, J., Knowles, K., Kofman, A., Koopman, B., Kosowsky, A., Krachmalnicoff, N., Kusaka, A., La Plante, P., Lashner, J., Lee, A., Lee, E., Lewis, A., Li, Y., Li, Z., Limon, M., Linder, E., Liu, J., Lopez-Caraballo, C., Louis, T., Lungu, M., Madhavacheril, M., Mak, D., Maldonado, F., Mani, H., Mates, B., Matsuda, F., Maurin, L., Mauskopf, P., May, A., McCallum, N., McCarrick, H., McKenney, C., McMahan, J., Meerburg, P. D., Mertens, J., Meyers, J., Miller, A., Mirmelstein, M., Moodley, K., Moore, J., Munchmeyer, M., Munson, C., Murata, M., Naess, S., Namikawa, T., Nati, F., Navaroli, M., Newburgh, L., Nguyen, H. N., Nicola, A., Niemack, M., Nishino, H., Nishinomiya, Y., Orłowski-Scherer, J., Pagano, L., Partridge, B., Perrotta, F., Phakathi, P., Piccirillo, L., Pierpaoli, E., Pisano, G., Poletti, D., Puddu, R., Puglisi, G., Raum, C., Reichardt, C. L., Remazeilles, M., Rephaeli, Y., Riechers, D., Rojas, F., Rotti, A., Roy, A., Sadeh, S., Sakurai, Y., Salatino, M., Sathyanarayana Rao, M., Saunders, L., Schaan, E., Schmittfull, M., Sehgal, N., Seibert, J., Seljak, U., Shellard, P., Sherwin, B., Shimon, M., Sierra, C., Sievers, J., Sifon, C., Sikhosana, P., Silva-Feaver, M., Simon, S. M., Sinclair, A., Smith, K., Sohn, W., Sonka, R., Spergel, D., Spisak, J., Staggs, S. T., Stein, G., Stevens, J. R., Stompor, R., Suzuki, A., Tajima, O., Takakura, S., Teply, G., Thomas, D. B., Thorne, B., Thornton, R., Trac, H., Treu, J., Tsai, C., Tucker, C., Ullom, J., Vagnozzi, S., van Engelen, A., Van Lanen, J., Van Winkle, D. D., Vavagiakis, E. M., Vergès, C., Vissers, M., Wagoner, K., Walker, S., Wang, Y., Ward, J., Westbrook, B., Whitehorn, N., Williams, J., Williams, J., Wollack, E., Xu, Z., Yasini, S., Young, E., Yu, B., Yu, C., Zago, F., Zannoni, M., Zhang, H., Zheng, K., Zhu, N., and Zonca, A., “The Simons Observatory,” in [*Bulletin of the American Astronomical Society*], **51**, 147 (Sept. 2019).
- [6] Hensley, B. S., Clark, S. E., Fanfani, V., Krachmalnicoff, N., Fabbian, G., Poletti, D., Puglisi, G., Coppi, G., Nibauer, J., Gerasimov, R., Galitzki, N., Choi, S. K., Ashton, P. C., Baccigalupi, C., Baxter, E., Burkhart, B., Calabrese, E., Chluba, J., Errard, J., Frolov, A. V., Hervias-Caimapo, C., Huppenberger, K. M., Johnson, B. R., Jost, B., Keating, B., McCarrick, H., Nati, F., Sathyanarayana Rao, M., van Engelen, A., Walker, S., Wolz, K., Xu, Z., Zhu, N., and Zonca, A., “The Simons Observatory: Galactic Science Goals and Forecasts,” *ApJ* **929**, 166 (Apr. 2022).
- [7] Duff, S. M., Austermann, J., Beall, J. A., Daniel, D. P., Hubmayr, J., Jaehnig, G. C., Johnson, B. R., Jones, D., Link, M. J., Lucas, T. J., Sonka, R. F., Staggs, S. T., Ullom, J., and Wang, Y., “The Simons Observatory: Production-Level Fabrication of the Mid- and Ultra-High-Frequency Wafers,” *Journal of Low Temperature Physics* (May 2024).
- [8] Healy, E., Dutcher, D., Atkins, Z., Austermann, J., Choi, S. K., Duell, C. J., Duff, S., Galitzki, N., Huber, Z. B., Hubmayr, J., Johnson, B. R., McCarrick, H., Niemack, M. D., Sonka, R., Staggs, S. T., Vavagiakis, E., Wang, Y., Xu, Z., and Zheng, K., “The Simons Observatory 220 and 280 GHz Focal-Plane Module: Design and Initial Characterization,” *Journal of Low Temperature Physics* **209**, 815–823 (Dec. 2022).
- [9] Dutcher, D., Duff, S. M., Groh, J. C., Healy, E., Hubmayr, J., Johnson, B. R., Jones, D., Keller, B., Lin, L. T., Link, M. J., Lucas, T. J., Morgan, S., Seino, Y., Sonka, R. F., Staggs, S. T., Wang, Y., and Zheng, K., “The simons observatory: Large-scale characterization of 90/150 ghz tes detector modules,” (Nov. 2023).
- [10] Henderson, S. W., Ahmed, Z., Austermann, J., Becker, D., Bennett, D. A., Brown, D., Chaudhuri, S., Cho, H.-M. S., D’Ewart, J. M., Dober, B., Duff, S. M., Dusatko, J. E., Fatigoni, S., Frisch, J. C., Gard, J. D., Halpern, M., Hilton, G. C., Hubmayr, J., Irwin, K. D., Karpel, E. D., Kernasovskiy, S. S., Kuenstner, S. E., Kuo, C.-L., Li, D., Mates, J. A. B., Reintsema, C. D., Smith, S. R., Ullom, J., Vale, L. R., Winkle, D. D. V., Vissers, M., and Yu, C., “Highly-multiplexed microwave SQUID readout using the SLAC Microresonator Radio Frequency (SMuRF) electronics for future CMB and sub-millimeter surveys,” in [*Millimeter, Sub-*

millimeter, and Far-Infrared Detectors and Instrumentation for Astronomy IX], Zmuidzinas, J. and Gao, J.-R., eds., **10708**, 1070819, International Society for Optics and Photonics, SPIE (2018).

- [11] McCarrick, H., Healy, E., Ahmed, Z., Arnold, K., Atkins, Z., Austermann, J. E., Bhandarkar, T., Beall, J. A., Bruno, S. M., Choi, S. K., Connors, J., Cothard, N. F., Crowley, K. D., Dicker, S., Dober, B., Duell, C. J., Duff, S. M., Dutcher, D., Frisch, J. C., Galitzki, N., Gralla, M. B., Gudmundsson, J. E., Henderson, S. W., Hilton, G. C., Ho, S.-P. P., Huber, Z. B., Hubmayr, J., Iuliano, J., Johnson, B. R., Kofman, A. M., Kusaka, A., Lashner, J., Lee, A. T., Li, Y., Link, M. J., Lucas, T. J., Lungu, M., Mates, J. A. B., McMahon, J. J., Niemack, M. D., Orłowski-Scherer, J., Seibert, J., Silva-Feaver, M., Simon, S. M., Staggs, S., Suzuki, A., Terasaki, T., Thornton, R., Ullom, J. N., Vavagiakis, E. M., Vale, L. R., Van Lanen, J., Vissers, M. R., Wang, Y., Wollack, E. J., Xu, Z., Young, E., Yu, C., Zheng, K., and Zhu, N., “The simons observatory microwave squid multiplexing detector module design,” *The Astrophysical Journal* **922**, 38 (Nov. 2021).
- [12] Kernasovskiy, S. A., Kuenstner, S. E., Karpel, E., Ahmed, Z., Van Winkle, D. D., Smith, S., Dusatko, J., Frisch, J. C., Chaudhuri, S., Cho, H. M., Dober, B. J., Henderson, S. W., Hilton, G. C., Hubmayr, J., Irwin, K. D., Kuo, C. L., Li, D., Mates, J. A. B., Nasr, M., Tantawi, S., Ullom, J., Vale, L., and Young, B., “Slac microresonator radio frequency (smurf) electronics for read out of frequency-division-multiplexed cryogenic sensors,” *Journal of Low Temperature Physics* **193**, 570–577 (May 2018).
- [13] Saunders, L. J., Hasselfield, M., Koopman, B. J., and Newburgh, L., “The Simons Observatory: antenna control software integration and implementation,” in [*Millimeter, Submillimeter, and Far-Infrared Detectors and Instrumentation for Astronomy XI*], Zmuidzinas, J. and Gao, J.-R., eds., **12190**, 121902P, International Society for Optics and Photonics, SPIE (2022).
- [14] Yamada, K., Bixler, B., Sakurai, Y., Ashton, P. C., Sugiyama, J., Arnold, K., Begin, J., Corbett, L., Day-Weiss, S., Galitzki, N., Hill, C. A., Johnson, B. R., Jost, B., Kusaka, A., Koopman, B. J., Lashner, J., Lee, A. T., Mangu, A., Nishino, H., Page, L. A., Randall, M. J., Sasaki, D., Song, X., Spisak, J., Tsan, T., Wang, Y., and Williams, P. A., “The Simons Observatory: Cryogenic half wave plate rotation mechanism for the small aperture telescopes,” *Review of Scientific Instruments* **95**, 024504 (02 2024).
- [15] Sugiyama, J., Terasaki, T., Sakaguri, K., Bixler, B., Sakurai, Y., Arnold, K., Crowley, K. T., Datta, R., Galitzki, N., Hasegawa, M., Johnson, B. R., Keating, B., Kusaka, A., Lee, A., Matsumura, T., McMahon, J., Silva-Feaver, M., Wang, Y., and Yamada, K., “The Simons Observatory: Development and Optical Evaluation of Achromatic Half-Wave Plates,” *Journal of Low Temperature Physics* **214**, 173–181 (Jan. 2024).
- [16] Koopman, B. J., Lashner, J., Saunders, L. J., Hasselfield, M., Bhandarkar, T., Bhimani, S., Choi, S. K., Duell, C. J., Galitzki, N., Harrington, K., Hincks, A. D., Ho, S.-P. P., Newburgh, L., Reichardt, C. L., Seibert, J., Spisak, J., Westbrook, B., Xu, Z., and Zhu, N., “The Simons Observatory: overview of data acquisition, control, monitoring, and computer infrastructure,” in [*Software and Cyberinfrastructure for Astronomy VI*], Guzman, J. C. and Ibsen, J., eds., *Society of Photo-Optical Instrumentation Engineers (SPIE) Conference Series* **11452**, 1145208 (Dec. 2020).
- [17] Bhimani, S., “The Simons Observatory: Deployment and current configuration of the Observatory Control System for SAT-MF1 and data access software systems,” in [*Millimeter, Submillimeter, and Far-Infrared Detectors and Instrumentation for Astronomy XI*], International Society for Optics and Photonics, SPIE (2024).
- [18] Nguyen, D., “The Simons Observatory: Alarms and Detector Quality Monitoring,” in [*Millimeter, Submillimeter, and Far-Infrared Detectors and Instrumentation for Astronomy XII*], **13102**, International Society for Optics and Photonics, SPIE (2024).
- [19] Borrow, J., “Making Research Data Flow with Python,” in [*Scipy 2024 Proceedings*], (2024).
- [20] Guan, Y., “Simons Observatory: Observatory Scheduler and Automated Data Processing,” in [*Software and Cyberinfrastructure for Astronomy VIII*], **13102**, International Society for Optics and Photonics, SPIE (2024).
- [21] Sakuma, T., Guan, Y., Hasselfield, M., Koopman, B., Newburgh, L., and Nguyen, D., “Nextline.” <https://doi.org/10.5281/zenodo.11451619> (2020).
- [22] Li, J., Wang, N., Liu, Z., Song, Y., Li, N., Xu, L., and Wang, J., “Trends in Architecture and Middleware of Radio Telescope Control System,” *Advances in Astronomy* **2021**, 2655250 (June 2021).

- [23] Thomas, S. J., Barr, J., Callahan, S., Clements, A. W., Daruich, F., Fabrega, J., Ingraham, P., Gressler, W., Munoz, F., Neill, D., Ribeiro, T., Sebag, J., Serrano, E., Stalder, B., Tighe, R., Vucina, T., and Xin, B., “Vera C. Rubin Observatory: telescope and site status,” in [*Ground-based and Airborne Telescopes VIII*], Marshall, H. K., Spyromilio, J., and Usuda, T., eds., *Society of Photo-Optical Instrumentation Engineers (SPIE) Conference Series* **11445**, 114450I (Dec. 2020).
- [24] Chesmore, G. E., Adler, A. E., Cothard, N. F., Dachlythra, N., Gallardo, P. A., Gudmundsson, J., Johnson, B. R., Limon, M., McMahon, J., Nati, F., Niemack, M. D., Puglisi, G., Simon, S. M., Wollack, E. J., Wolz, K., Xu, Z., and Zhu, N., “Simons Observatory HoloSim-ML: machine learning applied to the efficient analysis of radio holography measurements of complex optical systems,” *Appl. Opt.* **60**, 9029 (Oct. 2021).