

# Network-based Neighborhood Regression

Yaoming Zhen<sup>†</sup>

Jin-Hong Du<sup>‡§</sup>

## Abstract

Given the ubiquity of modularity in biological systems, module-level regulation analysis is vital for understanding biological systems across various levels and their dynamics. Current statistical analysis on biological modules predominantly focuses on either detecting the functional modules in biological networks or sub-group regression on the biological features without using the network data. This paper proposes a novel network-based neighborhood regression framework whose regression functions depend on both the *global* community-level information and *local* connectivity structures among entities. An efficient community-wise least square optimization approach is developed to uncover the strength of regulation among the network modules while enabling asymptotic inference. With random graph theory, we derive non-asymptotic estimation error bounds for the proposed estimator, achieving exact minimax optimality. Unlike the root- $n$  consistency typical in canonical linear regression, our model exhibits linear consistency in the number of nodes  $n$ , highlighting the advantage of incorporating neighborhood information. The effectiveness of the proposed framework is further supported by extensive numerical experiments. Application to whole-exome sequencing and RNA-sequencing Autism datasets demonstrates the usage of the proposed method in identifying the association between the gene modules of genetic variations and the gene modules of genomic differential expressions.

*Keywords:* Autism spectrum disorder; Gene co-expressions; Neighborhood regression; Network data; Stochastic block model.

---

<sup>†</sup>Department of Statistical Sciences, University of Toronto, Toronto, Ontario, M5G 1Z5, Canada

<sup>‡</sup>Department of Statistics and Data Science, Carnegie Mellon University, Pittsburgh, PA 15213, USA.

<sup>§</sup>Machine Learning Department, Carnegie Mellon University, Pittsburgh, PA 15213, USA.

# 1 Introduction

In various biological systems, it is more than common for biological units to interplay with each other and form functional modules, such as in the gene co-expression networks (Liu et al., 2015), protein-protein interaction networks (Brohee and Van Helden, 2006), and functional connectivities in brain regions (Paul and Chen, 2020; Zhang et al., 2020). Therefore, the measurements of a single biological unit depend not only on its own features but also on those of other units it interacts with. Understanding the module-level regulation relationships could provide crucial insights into the biological development processes. It is thus of scientific interest to investigate the evolution of the biological units while incorporating their local neighborhood information (Zhang et al., 2017) and cluster-level relationships (Le and Li, 2022) into a unified framework.

A motivating example of this paper is the study of genetic and genomic associations related to autism spectrum disorder (ASD). Characterized by compromised social interactions and repetitive behaviors, ASD is significantly influenced by genetic variation, which is usually quantified as the genetic risk (GR) scores computed from the whole exome sequencing datasets (Liu et al., 2013). Although there are typically thousands of genes, the genetic evidence indicated by the GR scores is scarce. Using hidden Markov random field (HMRF) models, Liu et al. (2015, 2014) incorporated gene co-expression networks to identify clusters of autism risk genes. Recently, Gandal et al. (2022) study the genomic differentially expressed (DE) scores by contrasting the gene expressions between ASD and neurotypical individuals. When comparing the GR scores in previous studies with DE scores, they only observe a small portion of overlaps, and the interplay between genetic evidence and genomic evidence remains unknown. Further, the evolution of a gene’s expression levels shall relate not only to its neighboring genes but also to the functional module in which it is located. Therefore, a better modeling strategy is desired to quantify the directional causal effect from

the genetic evidence to the genomics evidence, while incorporating both the neighborhood and community information.

Existing methods, such as the random effects and subgroup effects models, only provide information about heterogeneity within each community but lack the capability to model inter-community interactions. Additionally, approaches like network-assisted regression proposed by [Le and Li \(2022\)](#); [Li et al. \(2019\)](#) do not directly incorporate neighborhood information or account for the heterogeneity of regression coefficients across different communities. Although these methods attempt to leverage network data, they fall short in comprehensively modeling the complex dependencies that exist amongst both samples and modules in the network.

To bridge these gaps, we propose a novel network-based neighborhood regression model that predicts the response of a node based on the covariates of all nodes within its neighborhood. The significant challenge here lies in addressing the dependency among samples within the network, leading to potential overparameterization issues. To mitigate this, our model employs a block structure in the neighborhood regression coefficient matrix to reflect community-wise common effects, making estimation and inference more feasible. We demonstrate that the community-wise least squares objective function can be decomposed into multiple non-overlapping linear regression objective functions, which allows for efficient estimation and inference despite the complexities posed by network data with community-wise interactions.

The main contribution of this paper is threefold: (1) Aiming to better understand the directional effect of the autism genetic factors on their differential expressions, the proposed network-based neighborhood regression framework incorporates not only the *local* connectivity patterns of the genes but also their *global* community-wise common effects. (2) Theoretically, we develop random-design and non-asymptotic analyses for the network-based design

matrix to derive concentration behavior for the Hessian matrix of neighborhood regression, which further leads to the asymptotic consistency of the proposed community-wise least square estimator. Most importantly, our theory, along with minimax optimality, suggests the blessing of neighborhood information aggregation, yielding that the convergence rate of the neighborhood regression coefficients is almost linear in the number of nodes if the network is dense enough. This finding substantially distinguishes from the root- $n$  consistency in canonical linear regression setups, highlighting the potential of leveraging neighborhood information in network-based regression models. (3) Simulation studies showcase the feasibility and necessity of the proposed method, and application to the Autism gene datasets identifies interpretable community-wise common effects among the genes under investigation.

## 1.1 Related work

Statistical analysis of biological data with module structure primarily focuses on sub-group identification, such as community detection in biological networks, and sub-group regression, which identifies the functional relationship of the response variables against the covariates within every group. Common community detection approaches include the likelihood-based approaches under stochastic block model (Celisse et al., 2012), latent space model (Raftery et al., 2012; Zhang et al., 2022), and random dot graph model (Athreya et al., 2018), spectral clustering under stochastic block model and degree-corrected stochastic block model (Jin, 2015; Lei and Rinaldo, 2015), and modularity maximization (Shang et al., 2013). For more details, we refer interested readers to the comprehensive review papers by Abbe (2018) and Gao and Ma (2021). Besides, there has been a notable shift in research focusing on integrating network structure and node attributes to identify communities more accurately. Related works include Newman and Clauset (2016); Xu et al. (2023); Yan and Sarkar (2021); Zhang et al. (2016) and Hu and Wang (2024).

In the research line of sub-group regression, Zhou et al. (2022) and Wang et al. (2023) propose

sub-group regression models to analyze personal treatment effects and low-dimensional latent factors, respectively, without using network information. However, utilizing the network information in predictive models has not yet been well-studied. Recently, [Li et al. \(2019\)](#) study linear regression with network cohesion regularizer on the individual node effects; [Le and Li \(2022\)](#) further extend it to a semi-parametric regression model by incorporating network spectral information. However, neither method directly incorporates node-wise neighborhood information and the heterogeneity of regression coefficients in different communities.

## 1.2 Notations

Denote  $[n] = \{1, \dots, n\}$  as the set consisting of the first  $n$  positive integers, for any positive integer  $n$ . We denote  $\mathbf{1}(A) \in \{0, 1\}$  as the indicator function for any event  $A$ . Let  $\mathbf{0}_n, \mathbf{1}_n \in \mathbb{R}^n$  be the vectors of all zeros and ones, respectively, and  $\mathbf{I}_n \in \{0, 1\}^{n \times n}$  the  $n$ th order identity matrix. For a vector  $\mathbf{x} \in \mathbb{R}^n$ , denote by  $\|\mathbf{x}\|_p$  its  $l_p$ -norm with  $p \in \mathbb{N} \cup \{\infty\}$ . Conventionally, we write  $\|\mathbf{x}\|$  as the  $l_2$ -norm of  $\mathbf{x}$  without the subscript. In addition,  $\text{diag}(\mathbf{x}) \in \mathbb{R}^{n \times n}$  denotes the diagonal matrix whose diagonals are  $x_1, \dots, x_n$ . For a matrix  $\mathbf{A} \in \mathbb{R}^{m \times n}$ ,  $\mathbf{A}_{i\cdot} \in \mathbb{R}^n$  and  $\mathbf{A}_{\cdot j} \in \mathbb{R}^m$  respectively represent its  $i$ th row and  $j$ th column, and we denote  $\mathbf{A}^\dagger$  as its Moore-Penrose pseudoinverse. Moreover, we denote  $\lambda_k(\mathbf{A})$  as the  $k$ th largest eigen-value of a symmetric matrix  $\mathbf{A}$ , and the smallest and largest eigenvalues are also denoted by  $\lambda_{\min}(\mathbf{A})$  and  $\lambda_{\max}(\mathbf{A})$ , respectively. If  $\mathbf{A}$  is positive definite, we have  $\lambda_{\max}(\mathbf{A}) = \|\mathbf{A}\|$ , the spectral norm of  $\mathbf{A}$ , while  $\lambda_{\min}(\mathbf{A}) = \|\mathbf{A}^{-1}\|^{-1}$ . The regular matrix product, Hadamard product, Kronecker product, and Khatri–Rao product (column-wise Kronecker product) between two matrices  $\mathbf{A}$  and  $\mathbf{B}$  are denoted by  $\mathbf{AB}$ ,  $\mathbf{A} * \mathbf{B}$ ,  $\mathbf{A} \otimes \mathbf{B}$ , and  $\mathbf{A} \odot \mathbf{B}$ , respectively. For convenience, we place the lowest operation priority on Hadamard products among the above products, e.g.,  $\mathbf{AB} * \mathbf{C} = (\mathbf{AB}) * \mathbf{C}$ . Suppose  $\mathbf{A}$  and  $\mathbf{B}$  are conformable symmetric matrices, we write  $\mathbf{A} \preceq \mathbf{B}$  if  $\mathbf{B} - \mathbf{A}$  is positive semi-definite. Finally, for two positive sequences  $a_n$  and  $b_n$ ,  $a_n = O(b_n)$  implies there exists an absolute constant  $C$  such that  $a_n \leq Cb_n$  for all

$n$ ,  $a_n = \Omega(b_n)$  means  $b_n = O(a_n)$ , and  $a_n = o(b_n)$  stands for  $\lim_{n \rightarrow \infty} a_n/b_n = 0$ . The term “module” or “cluster” is sometimes referred to as “community” in network data analysis, and we will use them interchangeably.

## 2 Network-based neighborhood regression

### 2.1 Genetic risk and differential expressed scores modeling

Consider two sources of evidence from statistical tests: the genetic risk (GR) score  $\mathbf{x} = (x_i)_{i \in [n]} \in \mathbb{R}^n$  and the differentially expressed (DE) score  $\mathbf{y} = (y_i)_{i \in [n]} \in \mathbb{R}^n$  for  $n$  genes. These scores can be derived from previous genetic studies (Fu et al., 2022) and genomic analyses (Gandal et al., 2022). Additionally, a gene co-expression network, which reveals the bivariate dependencies between gene expression patterns and their corresponding sub-networks (modules) (Liu et al., 2015), often serves as auxiliary information. Let  $\mathbf{A} = (A_{i,j})_{i,j \in [n]} \in \{0, 1\}^{n \times n}$  denote the adjacency matrix of an undirected and unweighted gene co-expression network.

To characterize the directional effect from the genetic evidence to the genomic evidence with the network information, we consider the following network-based neighborhood regression model:

$$y_i = \sum_{j \in N_i} \tilde{\beta}_{i,j} x_j + \epsilon_i, \text{ for } i \in [n], \quad (1)$$

where  $N_i = \{j \in [n] : A_{i,j} = 1\}$  is the neighborhood of gene  $i \in [n]$ ,  $\tilde{\beta}_{i,j}$  is the effect sizes from gene  $j$  to gene  $i$  for  $i, j \in [n]$ , and  $\epsilon_1, \dots, \epsilon_n$  are independent additive noises. We denote the coefficient matrix and the noise vector by  $\tilde{\boldsymbol{\beta}} = (\tilde{\beta}_{i,j})_{i,j \in [n]} \in \mathbb{R}^{n \times n}$  and  $\boldsymbol{\epsilon} = (\epsilon_i)_{i \in [n]}$ , respectively.

Model (1) formulates  $y_i$  as a linear combination of its neighbors’ covariate  $x_j$ ’s, up to additive noise. Specifically, the DE score of gene  $i$  is affected by the GR scores of its neighboring  $j$ ’s who satisfy  $A_{i,j} = 1$ , for  $i, j \in [n]$ . Because  $y_i$  is supposed to be affected by  $x_i$ , we assume

$A_{i,i} \equiv 1$  and thus  $i \in N_i$ , for any  $i \in [n]$ . When the network information is not available, this model reduces to the simple linear regression model by setting  $N_i = \{i\}$  or equivalently setting  $\tilde{\beta}_{i,j} = \beta \mathbf{1}\{i = j\}$  for some constant  $\beta \in \mathbb{R}$ . For simplicity, model (1) does not include an intercept term as one can always center the data prior to model fitting; see Appendix A for more details.

Compared to classical high-dimensional regression models, estimating the coefficient matrix  $\tilde{\beta}$  in the neighborhood regression model (1) is particularly challenging, even with the presence of only a *single* covariate. The fundamental difficulty stems from the model’s over-parameterization: while the model includes  $n^2$  unknown parameters, there are merely  $n$  pairs of GR and DE scores available, creating a significant disparity. This imbalance makes the estimation of  $\tilde{\beta}$  impractical without introducing additional structural constraints.

To address this challenge, we turn to an inherent characteristic in network data—community structure. Community structure reflects the tendency of nodes within the same community to exhibit similar linking patterns and more intense connections compared to nodes in different communities, particularly in assortative networks. Leveraging this information can significantly ease the estimation process. For instance, genes within the same community are likely to have similar causal effects from their GR scores to their DE scores. In an etiologically active community, genes frequently co-express, leading to a strong positive causal effect from GR to DE scores, whereas this relationship may be weaker or even opposite in an etiologically inactive community. By utilizing community information from the gene co-expression network, we can enhance our predictive modeling and address the over-parameterization issue effectively.

Suppose there are  $K$  communities among the genes. We use  $\mathbf{Z} \in \{0, 1\}^{n \times K}$  to denote the corresponding community membership such that  $Z_{i,k} = 1$  if gene  $i$  is in the  $k$ th community. Given the motivation above, we impose a block structure of  $\tilde{\beta}$  according to the community

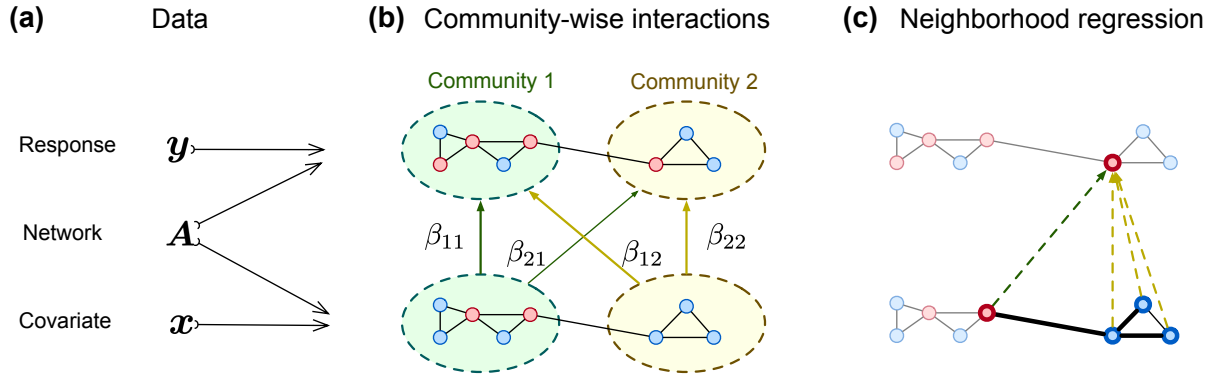


Figure 1: Overview of the network-based neighborhood regression formulation. (a) The covariate  $\mathbf{x}$  and response  $\mathbf{y}$  are observed for each node in a network  $\mathbf{A}$ . (b) The community-wise interaction strengths are modeled by the coefficient matrix  $\boldsymbol{\beta}$ . (c) The conditional mean of a particular response is the average of the covariates in its neighborhood weighted by the community-wise interaction strengths.

structure. Precisely,

$$\tilde{\boldsymbol{\beta}} = \mathbf{Z}\boldsymbol{\beta}\mathbf{Z}^\top, \quad (2)$$

for  $\boldsymbol{\beta} \in \mathbb{R}^{K \times K}$ . The diagonal entries of  $\boldsymbol{\beta}$  reflect the within-community causal effects, while the off-diagonal entries represent the between-cluster effect strengths. We remark that different from the conventional stochastic block model for network data, the core coefficient matrix  $\boldsymbol{\beta}$  is not necessarily symmetric as the effect  $\beta_{k_2, k_1}$  from the GR scores in the  $k_1$ th community to the DE scores in the  $k_2$ th community are directional, for  $k_1, k_2 \in [K]$ . With the block structure of  $\tilde{\boldsymbol{\beta}}$  in (2), the neighborhood regression model (1) can be rewritten in vector format as

$$\mathbf{y} = (\mathbf{Z}\boldsymbol{\beta}\mathbf{Z}^\top * \mathbf{A})\mathbf{x} + \boldsymbol{\epsilon}, \quad (3)$$

where  $\boldsymbol{\epsilon} = (\epsilon_1, \dots, \epsilon_n)^\top$  is the noise vector. The proposed network-based neighborhood regression framework is illustrated in Figure 1.



In what follows, we assume the community membership  $\mathbf{Z}$  is known. If it is unknown, it can be exactly recovered with high probability, which is called strong consistency (Zhao et al., 2012), or recovered up to a vanishing fraction with high probability, which is called weak consistency (Zhao et al., 2012), from the network data under relatively mild conditions, provided the averaged degree of the nodes diverges as  $n$  goes to infinity. In all our experiments of Sections 4 and 5, we employ a variation of SCORE method (Jin, 2015; Ke and Jin, 2023) to estimate the community memberships for each node when it is not directly available.

## 2.2 Community-wise least square estimation

To estimate the core community-level coefficient  $\boldsymbol{\beta}$  in (2), we consider the following least square objective as in conventional linear regression framework

$$\mathcal{L}(\boldsymbol{\beta}) = \frac{1}{2n} \|\mathbf{y} - (\mathbf{Z}\boldsymbol{\beta}\mathbf{Z}^\top * \mathbf{A})\mathbf{x}\|_2^2. \quad (4)$$

At first glance, the objective function (4) looks a bit counterintuitive since the parameters to be estimated  $\boldsymbol{\beta}$  and the predictor vector  $\mathbf{x}$  respectively take the places of the design matrix and regression coefficients in the classical multiple linear regression setup. Fortunately, simple algebra yields that the objective function (4) can be decomposed into the weighted average of  $K$  non-overlapping objective functions in that

$$\mathcal{L}(\boldsymbol{\beta}) = \sum_{k=1}^K \frac{n_k}{n} \mathcal{L}_k(\boldsymbol{\beta}_{k,\cdot}), \text{ with } \mathcal{L}_k(\boldsymbol{\beta}_{k,\cdot}) = \frac{1}{2n_k} \|\mathbf{y} * \mathbf{Z}_{\cdot,k} - \mathbf{M}_k \boldsymbol{\beta}_{k,\cdot}\|_2^2,$$

where  $n_k = \sum_{i=1}^n Z_{i,k}$  is the size of the  $k$ th community and the design matrix for the linear regression objective with transformed response  $\mathbf{y} * \mathbf{Z}_{\cdot,k}$  is

$$\mathbf{M}_k = \text{diag}(\mathbf{Z}_{\cdot,k}) (\mathbf{1}_n \mathbf{x}^\top * \mathbf{A}) \mathbf{Z}. \quad (5)$$

We say the objective functions  $\mathcal{L}_k$ 's are non-overlapping because  $\mathcal{L}_k$  is solely a function of the  $k$ th row of the core coefficient matrix  $\boldsymbol{\beta}$  but not any other entries. Therefore, minimizing

$\mathcal{L}(\boldsymbol{\beta})$  is equivalent to minimizing each  $\mathcal{L}_k(\boldsymbol{\beta}_{k,\cdot})$  individually, for  $k \in [K]$ . Intuitively, only those  $y_i$ 's with  $i$  inside the  $k$ th community contain useful information in estimating  $\boldsymbol{\beta}_{k,\cdot}$ , while every  $x_j$  can contribute to  $y_i$ . This is why, in  $\mathcal{L}_k(\cdot)$ , we can zero out the responses not in the  $k$ th community by  $\mathbf{y} * \mathbf{Z}_{\cdot,k}$  and the corresponding rows in the design matrix  $\mathbf{M}_k$  by a factor  $\text{diag}(\mathbf{Z}_{\cdot,k})$ , while the information of every  $x_j$  is encoded in the  $j$ th column of the factor  $\mathbf{1}_n \mathbf{x}^\top * \mathbf{A}$  in  $\mathbf{M}_k$ . Moreover,  $(\mathbf{1}_n \mathbf{x}^\top * \mathbf{A})\mathbf{Z}$  aggregates the samples' neighborhood effects according to their community memberships. One can essentially eliminate  $n - n_k$  zero entries of  $\mathbf{y} * \mathbf{Z}_{\cdot,k} - \mathbf{M}_k \boldsymbol{\beta}_{k,\cdot}$  to save memory and speed up the computation, but we stick with this expression to avoid introducing excessive notations. Before ending this paragraph, we remark that the community-wise least square estimation can be readily extended to multiple regression settings through tensor decomposition, as demonstrated in Appendix B.

### 2.3 Fixed-design analysis

From the discussion above, it is sufficient to minimize  $\mathcal{L}_k(\boldsymbol{\beta}_{k,\cdot})$  for each community individually. We, therefore, coin the proposed optimization problem as community-wise least square optimization. The corresponding solution, *Community-wise Least Square Estimator* (CLSE), is defined as

$$\widehat{\boldsymbol{\beta}} = (\widehat{\boldsymbol{\beta}}_{1,\cdot}, \dots, \widehat{\boldsymbol{\beta}}_{K,\cdot})^\top \text{ with } \widehat{\boldsymbol{\beta}}_{k,\cdot} = \underset{\boldsymbol{\beta}_{k,\cdot} \in \mathbb{R}^K}{\text{argmin}} \mathcal{L}_k(\boldsymbol{\beta}_{k,\cdot}). \quad (6)$$

In the fixed-design scenario, both the covariate  $\mathbf{x}$  and the network  $\mathbf{A}$ , and hence  $\mathbf{M}_k$ , are treated as deterministic while only the responses are random, we can recover various desired properties as in the classical multiple linear regression setups. For instance, the objective function  $\mathcal{L}_k$  is convex with respect to  $\boldsymbol{\beta}_{k,\cdot} \in \mathbb{R}^K$  and is strongly convex with parameter  $\lambda_{\min}(\mathbf{M}_k^\top \mathbf{M}_k)$  if  $\mathbf{M}_k$  has full column rank. Moreover, a closed-form expression for the CLSE estimator (6) can be derived as in the following proposition.

**Proposition 1** (Stationary point). *The stationary point of  $\partial \mathcal{L}_k(\boldsymbol{\beta}_{k,\cdot}) / \partial \boldsymbol{\beta}_{k,\cdot} = \mathbf{0}_K$  is the*

solution to the following system of normal equations:

$$\mathbf{M}_k^\top \mathbf{M}_k \boldsymbol{\beta}_k = \mathbf{M}_k^\top \mathbf{y}, \quad (7)$$

for any  $k \in [K]$ . Particularly, when  $\mathbf{M}_k$  has rank  $K$ , it follows that

$$\widehat{\boldsymbol{\beta}}_{k,\cdot} = (\mathbf{M}_k^\top \mathbf{M}_k)^{-1} \mathbf{M}_k^\top \mathbf{y}.$$

Proposition 1 resembles the solution to the least square estimator in multiple linear regression. When  $\mathbf{M}_k$  is singular, there are infinitely many solutions to (7). In this case, one may use the minimum  $l_2$ -norm solution  $\widehat{\boldsymbol{\beta}}_{k,\cdot} = (\mathbf{M}_k^\top \mathbf{M}_k)^\dagger \mathbf{M}_k^\top \mathbf{y}$  (Hastie et al., 2022).

Denote the Hessian matrix of  $\mathcal{L}_k(\cdot)$  by  $\mathbf{H}_k = \mathbf{M}_k^\top \mathbf{M}_k$  and the underlying true parameter by  $\boldsymbol{\beta}_{k,0} = \{\mathbb{E}(\mathbf{H}_k \mid \mathbf{M}_k)\}^{-1} \mathbb{E}(\mathbf{M}_k^\top \mathbf{y} \mid \mathbf{M}_k) = \mathbf{H}_k^{-1} \mathbf{M}_k^\top \mathbb{E}(\mathbf{y} \mid \mathbf{M}_k)$ . A simple consequence of Proposition 1 is the asymptotic normality of the estimator, as stated in the following corollary.

**Corollary 2** (Asymptotic normality). *Conditioned on  $\mathbf{A}$  and  $\mathbf{x}$ , for any  $k \in [K]$ , assume that  $\text{rank}(\mathbf{M}_k) = K$  and  $\epsilon_i$ 's are independent and identically distributed with  $\mathbb{E}(\epsilon_i) = 0$  and  $\text{Var}(\epsilon_i) = \sigma_k^2$ , for those  $i$ 's in the  $k$ th community. It then follows that*

$$\widehat{\boldsymbol{\beta}}_{k,\cdot} \rightarrow \mathcal{N}_K(\boldsymbol{\beta}_{k,0}, \sigma_k^2 \mathbf{H}_k^{-1}),$$

in distribution, where  $\mathcal{N}_K$  stands for  $K$ -dimensional multivariate normal distribution.

Corollary 2 can be readily obtained from classical results for linear regression estimator (Eicker, 1963; Fahrmeir and Kaufmann, 1985). Under the full column rank assumption on  $\mathbf{M}_k$ , both Proposition 1 and Corollary 2 suggest that the CLSE  $\widehat{\boldsymbol{\beta}}_{k,\cdot}$  shares the same form and properties as the least squares estimator for classical multiple linear regression.

The fixed-design analysis mandates the design matrix  $\mathbf{M}_k$  to be non-degenerate. In our formulation, the rank of the Hessian is influenced not only by the covariates  $\mathbf{x}$  but also by the network  $\mathbf{A}$ , which is typically a single, noisy sample. For instance, gene co-expression

networks are derived by binarizing correlation matrices with measurement errors (Liu et al., 2015). When  $\mathbf{A}$  is considered as a random network, its symmetry causes the rows of  $\mathbf{M}_k$  to be neither independent nor identically distributed. This inherent sampling randomness and unique structure of  $\mathbf{A}$  complicate the rank conditions, consistency, and optimality analysis, setting our neighborhood regression framework apart from conventional random-design linear regression. Therefore, an in-depth investigation of random-design analysis for our proposed framework is essential, as elaborated in the next section.

### 3 Random-design analysis

#### 3.1 Assumptions

We begin by introducing several technical assumptions. First and foremost, similar to the majority of literature for network data analysis (Abbe, 2018; Lee and Wilkinson, 2019), we assume the network data  $\mathbf{A}$  follows the stochastic block model up to its deterministic self-loops.

**Assumption 1** (Stochastic block model). Assume that  $A_{i,j} = A_{j,i}$ 's are independent Bernoulli random variables with success probability  $P_{i,j}$ 's, for  $i < j$ , where  $\mathbf{P} = \mathbf{Z}\mathbf{B}\mathbf{Z}^\top$  and  $\mathbf{B} \in \mathbb{R}^{K \times K}$  is a symmetric community level probability matrix.

In Assumption 1, the probability matrix  $\mathbf{B}$  determines the connectivity strengths between and within communities, and  $P_{i,j}$  only depends on the community memberships of vertexes  $i$  and  $j$ , for  $i \neq j$ . In addition, The network sparsity can be characterized by  $s_n = \max_{k_1, k_2 \in [K]} B_{k_1, k_2}$ . As real-life networks are usually sparse, community detection and other tasks in network data can be feasible only when the average degree of the vertexes diverges. We, therefore, require the following assumption on the network sparsity.

**Assumption 2** (Network sparsity). Assume that the network sparsity satisfy  $s_n \geq \frac{\log n}{n}$ .

Similar definitions of network sparsity and assumption have been popularly employed in network data analysis, including hypergraph networks (Zhen and Wang, 2023) and multi-layer networks (Lei et al., 2020; Xu et al., 2023).

Unlike most literature on network data analysis that requires the community sizes to be balanced or asymptotically balanced (i.e.,  $n_k$ 's are asymptotically of the same order), we only require the following much weaker assumption that tailors the proposed network-based neighborhood regression framework.

**Assumption 3** (Community sizes). There exists some positive constant  $\delta$  such that

$$\|\mathbf{x}\|_\infty \max_{k \in [K]} \left( \frac{\log n}{n_k s_n (\|\mathbf{x}\|^2 + \|\mathbf{x}^{(k)}\|^2)} \right)^{1/2} \leq \delta, \quad (8)$$

where  $\mathbf{x}^{(k)} = \mathbf{Z}_{\cdot, k} * \mathbf{x}$  for  $k \in [K]$ .

Assumption 3 is relatively mild, and we can understand it through the following examples. As the first example, if  $|x_i|$ 's are upper bounded and lower bounded away from 0, then the quantity on the left hand side of (8) is essentially of the order  $\{\log(n)/(n_k n s_n)\}^{1/2} = \mathcal{O}(n_k^{-1/2})$  according to Assumption 2. As another example, if  $x_1, \dots, x_n$  are independent standard normal random variables, and thus  $\|\mathbf{x}\|^2$  is a Chi-square random variable with degree  $n$ , then it can be shown that  $\|\mathbf{x}\|_\infty \leq c \log n$  and  $|\|\mathbf{x}\|^2 - n| \leq c(n \log n)^{1/2}$  with high probability for some constant  $c$ . Therefore, the left hand side of (8) is  $\mathcal{O}_p(\log n \{\log(n)/(n_k n s_n)\}^{1/2}) = \mathcal{O}_p(n_k^{-1/2} \log n)$ . In both examples, (8) holds as long as the community size  $n_k$  diverges faster than  $(\log n)^2$ . Moreover, both examples allow the upper bound  $\delta$  to vanish.

The next assumption concerns the tail behavior of the additive noise  $\boldsymbol{\epsilon}$ .

**Assumption 4** (Additive noise). Assume  $\boldsymbol{\epsilon}$  is independent with  $\mathbf{x}$  and  $\mathbf{A}$ , and  $\epsilon_1, \dots, \epsilon_n$  are independent centered sub-exponential random variables with uniform parameters  $(\sigma_\epsilon^2, b_\epsilon)$ .

Precisely,

$$\mathbb{E}(e^{t\epsilon_i}) \leq e^{t^2 \sigma_\epsilon^2 / 2}, \text{ for any } |t| < b_\epsilon^{-1} \text{ and } i \in [n].$$

The sub-exponential assumption on  $\epsilon_i$ 's is relatively mild, and a wide range of probability distributions can satisfy this property, including the classes of bounded random variables and sub-Gaussian random variables (Wainwright, 2019, Definition 2.7). Also, Assumption 4 does not require  $\epsilon_i$ 's to be identically distributed, while most classic regression setups do.

Finally, to better illustrate the rate of convergence, sometimes it will be convenient to assume the following tail bound for the maximum deviation of  $\mathbf{x}$ 's entries.

**Assumption 5.** Suppose that there exist a constant  $\gamma$  and a quantity  $\kappa_n$  vanishing with  $n$  such that with probability at least  $1 - \kappa_n$ , it holds that  $\|\mathbf{x}\|_\infty \leq \gamma(\log n)^{1/2}$ .

Note that the  $x_i$ 's are not necessarily independent under Assumption 5, and a wide range of classes of distributions, such as sub-exponential random variables, shall satisfy such exponentially decaying probabilistic tail bound.

### 3.2 Non-asymptotic analysis of the Hessian

In this section, we study the spectral property of the Hessian  $\mathbf{H}_k$  by investigating its mean  $\mathbb{E}(\mathbf{H}_k)$  and the concentration behavior of  $\mathbf{H}_k$  to  $\mathbb{E}(\mathbf{H}_k)$ . To do this, we first decompose  $\mathbf{H}_k$  as

$$\mathbf{H}_k = \mathbf{I}_1 + \mathbf{I}_2 + \mathbf{I}_3 + \mathbf{I}_4, \quad (9)$$

where  $\mathbf{I}_1 = \mathbf{Z}^\top [\mathbf{x}\mathbf{x}^\top * (\mathbf{A} - \mathbb{E}(\mathbf{A}))\text{diag}(\mathbf{Z}_{\cdot,k})(\mathbf{A} - \mathbb{E}(\mathbf{A}))] \mathbf{Z}$  is a matrix quadratic form of  $\mathbf{A} - \mathbb{E}(\mathbf{A})$ ,  $\mathbf{I}_2 = \mathbf{Z}^\top [\mathbf{x}\mathbf{x}^\top * (\mathbf{A} - \mathbb{E}(\mathbf{A}))\text{diag}(\mathbf{Z}_{\cdot,k})\mathbb{E}(\mathbf{A})] \mathbf{Z}$  has zero-mean,  $\mathbf{I}_3 = \mathbf{I}_2^\top$ , and  $\mathbf{I}_4 = \mathbf{Z}^\top [\mathbf{x}\mathbf{x}^\top * \mathbb{E}(\mathbf{A})\text{diag}(\mathbf{Z}_{\cdot,k})\mathbb{E}(\mathbf{A})] \mathbf{Z}$  is deterministic and positive semi-definite when  $\mathbf{x}$  is given. Moreover, we can further decompose  $\mathbf{I}_1 = \mathbf{S}_1 + \mathbf{S}_2$ , where

$$\begin{aligned} \mathbf{S}_1 &= \sum_{k_1=1}^K \sum_{k_2=1}^K \sum_{\psi_i=k_1} \sum_{\psi_{i'}=k_2} \sum_{\psi_j=k} x_i x_{i'} \mathbb{1}(i \neq i') (\mathbf{A} - \mathbb{E}(\mathbf{A}))_{i,j} (\mathbf{A} - \mathbb{E}(\mathbf{A}))_{i',j} \mathbf{e}_{k_1} \mathbf{e}_{k_2}^\top, \text{ and} \\ \mathbf{S}_2 &= \sum_{k_1=1}^K \sum_{\psi_i=k_1} \sum_{\psi_j=k} x_i^2 (A_{i,j} - \mathbb{E}(A_{i,j}))^2 \mathbf{e}_{k_1} \mathbf{e}_{k_1}^\top. \end{aligned} \quad (10)$$

Herein,  $\mathbf{e}_j \in \mathbb{R}^n$  is a unit vector whose  $j$ th entry being one,  $\psi_i = \operatorname{argmax}_{k \in [K]} Z_{i,k}$  is the community assignment of the  $i$ th sample,  $\mathbf{S}_1$  is a zero-mean symmetric matrix, and  $\mathbf{S}_2$  is a diagonal matrix that has non-negative diagonals. Intuitively, the spectral information of  $\mathbf{H}_k$  is mainly encoded in  $\mathbf{S}_2$  and  $\mathbf{I}_4$ , while the zero-mean terms shall have small spectral norms. In fact, it follows from the above decomposition that  $\mathbb{E}(\mathbf{H}_k) = \mathbb{E}(\mathbf{S}_2) + \mathbf{I}_4$ , and

$$\mathbf{H}_k - \mathbb{E}(\mathbf{H}_k) = \mathbf{S}_1 + \{\mathbf{S}_2 - \mathbb{E}(\mathbf{S}_2)\} + (\mathbf{I}_2 + \mathbf{I}_2^\top) \quad (11)$$

Since  $\mathbf{I}_4$  is positive semi-definite, we can verify straightforwardly that

$$\lambda_{\min}(\mathbb{E}(\mathbf{H}_k)) \geq \lambda_{\min}(\mathbb{E}(\mathbf{S}_2)) \geq \min_{k' \in [K]} B_{k',k}(1 - B_{k',k})(n_k - 1) \|\mathbf{x}^{(k')}\|^2, \quad (12)$$

where  $\mathbf{x}^{(k')} = \mathbf{x} * \mathbf{Z}_{\cdot, k'}$ , for  $k' \in [K]$ .

From (12), the lower bound of  $\lambda_{\min}(\mathbb{E}(\mathbf{H}_k))$  shall be of order  $\Omega(n_k n_{\min} s_n)$  with  $n_{\min} = \min_{k' \in [K]} n_{k'}$  if  $B_{k',k}$  is of order  $\Omega(s_n)$ . This indicates that  $\mathbb{E}(\mathbf{H}_k)$  is guaranteed to have full rank. If the perturbation of  $\mathbf{H}_k - \mathbb{E}(\mathbf{H}_k)$  can be further controlled, we are able to infer that  $\mathbf{H}_k$  is nonsingular with high probability. The following theorem provides a careful perturbation analysis of  $\mathbf{H}_k - \mathbb{E}(\mathbf{H}_k)$ .

**Theorem 3** (Fisher information concentration). *Under Assumptions 1–3, for the Hessian  $\mathbf{H}_k = \mathbf{M}_k^\top \mathbf{M}_k$  with  $\mathbf{M}_k$  defined in (5), it holds that  $\|\mathbf{H}_k - \mathbb{E}(\mathbf{H}_k)\| \leq r_k$  with probability at least  $1 - 2K(C_1 n_k + 2C_1 + 2)/n^2$ , for some universal constant  $C_1$ , where*

$$\begin{aligned} r_k &= \alpha(\delta)(C_1 + s_n^{1/2})(\|\mathbf{x}\|^2 + \|\mathbf{x}^{(k)}\|^2)^{1/2} \left\{ \left( \sum_{k'=1}^K \|\mathbf{x}^{(k')}\|_\infty^2 \right)^{1/2} + \frac{\|\mathbf{x}\|}{n^{1/2}} \right\} s_n (n_k n)^{1/2} \log n \\ &\quad + 2^{3/2} \left( \frac{2}{3^{1/2}} C_1 s_n^{1/2} + 1 \right) \max_{k' \in [K]} \|\mathbf{x}^{(k')}\|_4^2 (n_k s_n \log n)^{1/2} + 4(C_1 + 1) \|\mathbf{x}\|_\infty^2 \log n, \end{aligned}$$

and  $\alpha(\delta) = \{(8\delta + 4(4\delta^2 + 9)^{1/2})\}/3$ .

The universal constant  $C_1$  comes from the decoupling constant in [de la Pena and Montgomery-Smith \(1995\)](#), and our result and technical proof do not induce any other unclear constant.

In addition,  $\delta$  comes from Assumption 3 and  $\alpha(\delta)$  will decrease to 4 if  $\delta$  vanishes. As non-asymptotic analysis is conducted, the probabilistic upper bound looks a bit complicated. The next corollary details the asymptotic order of  $\|\mathbf{H}_k - \mathbb{E}(\mathbf{H}_k)\|$ .

**Corollary 4.** *Under Assumptions 1-3 and 5, there exists a universal constant  $C_2$ , such that*

$$\|\mathbf{H}_k - \mathbb{E}(\mathbf{H}_k)\| \leq C_2 \gamma^2 K^{1/2} s_n n n_k^{1/2} (\log n)^2,$$

*with probability at least  $1 - 2K(C_1 n_k + 2C_1 + 2)/n^2 - \kappa_n$ .*

Since  $\lambda_{\min}(\mathbf{H}_k) = \Omega(s_n n_k n_{\min})$ , Corollary 4 allows us to conclude concentration if  $n(\log n)^2 = O(n_k^{1/2} n_{\min})$  and  $K = O(1)$ . It then follows from Weyl's inequality that  $\lambda_{\min}(\mathbf{H}_k)$  is asymptotically of the same order as  $\lambda_{\min}(\mathbb{E}(\mathbf{H}_k))$ .

Based on the decomposition (11), the proof for Theorem 3 relies on a decoupling approach (de la Pena and Montgomery-Smith, 1995) to bound the matrix quadratic form  $\mathbf{S}_1$ , the usual Bernstein's inequality together with the union bound to bound the diagonal matrix  $\mathbf{S}_2 - \mathbb{E}(\mathbf{S}_2)$  and matrix Bernstein's inequality (Tropp, 2012) to bound  $\mathbf{I}_2$ , which are done in Lemmas 10–11, Lemma 12, and Lemma 13 in the supplementary materials, respectively. Our proof technique is related to, but substantially different from, the technique in Lei and Lin (2023) or Hanson-Wright type inequality (Rudelson and Vershynin, 2013) for matrix quadratic forms. This is because every summand in the decomposition (9) contains a left factor  $\mathbf{Z}^\top$  and a right factor  $\mathbf{Z}$  that aggregates the random variables according to their community memberships, while the Theorems in Lei and Lin (2023) work for the matrix quadratic form  $\mathbf{F}\mathbf{G}\mathbf{F}^\top$  for a deterministic matrix  $\mathbf{G}$  and a random matrix  $\mathbf{F}$  that has independent entries or is symmetric with independent upper triangle entries. Apparently, the appearance of  $\mathbf{Z}$  makes  $\mathbf{Z}^\top[\mathbf{x}\mathbf{x}^\top * (\mathbf{A} - \mathbb{E}(\mathbf{A}))]\text{diag}(\mathbf{Z}_{\cdot,k})$ , the random matrix in  $\mathbf{I}_1$  for example, neither symmetric nor have independent entries. Additionally, the Hadamard factor  $\mathbf{x}\mathbf{x}^\top$  also adds an extra layer of difficulty to derive the probabilistic concentration bound. All of these require a subtle and careful analysis.



**Remark 5** (Matrix quadratic form). In the simple scenario that  $\mathbf{x} = \mathbf{1}_n$ , if we upper bound  $\|\mathbf{I}_1\|$  by  $n_{\max}\|(\mathbf{A} - \mathbb{E}(\mathbf{A}))\text{diag}(\mathbf{Z}_{\cdot,k})(\mathbf{A} - \mathbb{E}(\mathbf{A}))\|$  and employ Theorem 5 of [Lei and Lin \(2023\)](#) to upper bound  $\|(\mathbf{A} - \mathbb{E}(\mathbf{A}))\text{diag}(\mathbf{Z}_{\cdot,k})(\mathbf{A} - \mathbb{E}(\mathbf{A}))\| = \mathcal{O}_{\mathbb{P}}(ns_n \log n)$ , it leads to  $\|\mathbf{I}_1\| = \mathcal{O}_{\mathbb{P}}(n_{\max}ns_n \log n)$  with  $n_{\max} = \max_{k' \in [K]} n_{k'}$ , which fails to conclude concentration since  $\lambda_{\min}(\mathbb{E}(\mathbf{H}_k)) = \Omega(nn_{\min}s_n)$ . Therefore, it is vital to make full use of the aggregation structure in  $\mathbf{I}_1$  while studying its concentration behavior.

### 3.3 Consistency

Under the random-design setting, the oracle coefficient  $\beta_{k,\cdot}^*$  is defined as the solution to the population-level normal equation. More specifically, by taking expectation on both sides of Equation (7), we obtain

$$\beta_{k,\cdot}^* = \mathbb{E}(\mathbf{H}_k)^{-1} \mathbb{E}(\mathbf{M}_k^{\top} \mathbf{y}),$$

where the expectation is taken with respect to both  $\mathbf{A}$  and  $\epsilon$ . The next theorem shows that the estimator  $\widehat{\beta}_{k,\cdot}$  is an unbiased and consistent estimator of  $\beta_{k,\cdot}^*$ .

**Theorem 6** (Unbiasedness and Consistency). *Under Assumption 4, it holds that  $\mathbb{E}(\widehat{\beta}_{k,\cdot}) = \beta_{k,\cdot}^*$ . Moreover, with probability at least  $1 - (2K)/n^2$ , we have*

$$\|\widehat{\beta}_{k,\cdot} - \beta_{k,\cdot}^*\| \leq 2(2K/\lambda_{\min}(\mathbf{H}_k))^{1/2} (\sigma_{\epsilon} + b_{\epsilon}) \log n.$$

*Additionally under the assumptions in Theorem 3, we have*

$$\|\widehat{\beta}_{k,\cdot} - \beta_{k,\cdot}^*\| \leq 2(2K)^{1/2} (\sigma_{\epsilon} + b_{\epsilon}) \left\{ \min_{k' \in [K]} B_{k',k}(1 - B_{k',k})(n_k - 1) \|\mathbf{x}^{(k')}\|^2 - r_k \right\}^{-1/2} \log n.$$

*with probability at least  $1 - 2K(C_1 n_k + 2C_1 + 3)/n^2$ .*

Clearly, the upper bound of  $\|\widehat{\beta}_{k,\cdot} - \beta_{k,\cdot}^*\|$  comes from the lower bound of  $\lambda_{\min}(\mathbf{H}_k)$  and the sub-exponential concentration behaviors on the  $\epsilon_i$ 's. The following corollary elaborates on this non-asymptotic upper bound in terms of asymptotic order.

**Corollary 7.** *Under Assumptions 1-5, if additionally  $B_{k',k} = \Omega(s_n)$ ,  $\min_{k' \in [K]} \|\mathbf{x}^{(k')}\| = \Omega(n_{\min})$ , and  $n(\log n)^2 = O(n_k^{1/2} n_{\min})$ , then there exists a constant  $C_3$ , such that*

$$\|\widehat{\boldsymbol{\beta}}_{k,\cdot} - \boldsymbol{\beta}_{k,\cdot}^*\| \leq C_3 \frac{K^{1/2}(\sigma_\epsilon + b_\epsilon) \log n}{(s_n n_k n_{\min})^{1/2}},$$

*with probability at least  $1 - 2K(C_1 n_k + 2C_1 + 3)/n^2 - \kappa_n$ .*

If  $s_n \asymp 1$  and the community sizes are balanced such that  $n = O(n_{\min})$ , surprisingly, Corollary 7 suggests linear consistency,  $\|\widehat{\boldsymbol{\beta}}_{k,\cdot} - \boldsymbol{\beta}_{k,\cdot}^*\| = \mathcal{O}(n^{-1})$ , instead of the canonical root- $n$  consistency for regression. This shows the blessing of incorporating network neighborhood information. Intuitively, after incorporating the network data, the effective sample size increases from  $n$  to  $n + s_n n(n-1)/2$ , which is of the order  $s_n n^2$ , while the number of parameters to be estimated is of constant order. This makes linear consistency possible as  $(s_n n^2)^{1/2} = s_n^{1/2} n$  is linear in  $n$  if  $s_n$  is of constant order. This also suggests that the network sparsity  $s_n$  plays an important role as the variation of  $s_n$  smoothly transforms  $\widehat{\boldsymbol{\beta}}_{k,\cdot}$  from canonical regime to blessing of neighborhood information regime. Before ending this subsection, in analogy to the Gauss-Markov Theorem for linear regression, we have the following theorem as a side product.

**Theorem 8** (Community-wise best linear unbiased estimator). *Under Assumptions 1-4, further assume that the variance of  $\epsilon_i$ 's are homogeneous within the  $k$ th community, then  $\widehat{\boldsymbol{\beta}}_{k,\cdot}$  is the best linear unbiased estimator of  $\boldsymbol{\beta}_{k,\cdot}^*$ , i.e., for any linear unbiased estimator  $\bar{\boldsymbol{\beta}}_k$ , we have  $\text{Var}(\widehat{\boldsymbol{\beta}}_{k,\cdot}) \preceq \text{Var}(\bar{\boldsymbol{\beta}}_k)$ .*

Herein, a linear estimator means the estimator is linear in the response  $\mathbf{y}$ .

### 3.4 Minimax optimality

To investigate the minimax optimality of the community-wise least square estimator  $\widehat{\boldsymbol{\beta}}_{k,\cdot}$ , we first introduce a class of data distributions:

$$\mathcal{P}_k(P_X, P_{\mathbf{A}}, \sigma) = \{P_{X,\mathbf{A},Y} : \mathbf{x} \sim P_X, \mathbf{A} \sim P_{\mathbf{A}}, \boldsymbol{\beta}_{k,\cdot}^* \in \mathbb{R}^K, \mathbb{E}(\boldsymbol{\epsilon}) = \mathbf{0}_n, \mathbb{E}(\epsilon_i^2) \leq \sigma_{\max}^2 \text{ for } i \in [n]\},$$

for  $k \in [K]$ , where  $\sigma = (\sigma_1, \dots, \sigma_n)^\top$  and  $\sigma_{\max} = \max_{i \in [n]} \sigma_i$ , for  $\sigma_i = \mathbb{E}(\epsilon_i^2)$ ,  $i \in [n]$ . Define the following discrepancy between any estimator  $\bar{\boldsymbol{\beta}}_{k,\cdot}$  and  $\boldsymbol{\beta}_{k,\cdot}^*$ ,

$$\mathcal{E}(\bar{\boldsymbol{\beta}}_{k,\cdot}) = \|\bar{\boldsymbol{\beta}}_{k,\cdot} - \boldsymbol{\beta}_{k,\cdot}^*\|_{\boldsymbol{\Sigma}}^2,$$

for any positive definite matrix  $\boldsymbol{\Sigma}$ , where  $\|\cdot\|_{\boldsymbol{\Sigma}}$  denotes the Mahalanobis distance of a vector to the origin. When  $\boldsymbol{\Sigma} = \mathbf{I}_n$ ,  $\mathcal{E}(\bar{\boldsymbol{\beta}}_{k,\cdot})$  characterizes the estimation error of  $\bar{\boldsymbol{\beta}}_{k,\cdot}$ . When  $\boldsymbol{\Sigma} = \mathbb{E}(\mathbf{H}_k)$ ,  $\mathcal{E}(\bar{\boldsymbol{\beta}}_{k,\cdot})$  captures the generalization performance of  $\bar{\boldsymbol{\beta}}_{k,\cdot}$  in that  $\mathcal{E}(\bar{\boldsymbol{\beta}}_{k,\cdot}) = \mathcal{R}_k(\bar{\boldsymbol{\beta}}_{k,\cdot}) - \mathcal{R}_k(\boldsymbol{\beta}_{k,\cdot}^*)$  represents the excess risk, for the risk function  $\mathcal{R}_k(\boldsymbol{\beta}_{k,\cdot}) = \mathbb{E}(\|\mathbf{Y} * \mathbf{Z}_{\cdot,k} - \mathbf{M}_{k,\cdot} \boldsymbol{\beta}_{k,\cdot}\|_2^2)$ . The minimax expected discrepancy for the  $k$ th sub-problem is then defined as

$$\inf_{\bar{\boldsymbol{\beta}}_{k,\cdot}, \boldsymbol{\beta}_{k,\cdot}^* \in \mathcal{P}_k(P_X, P_{\mathbf{A}}, \sigma^2)} \sup \mathbb{E} \{ \mathcal{E}(\bar{\boldsymbol{\beta}}_{k,\cdot}) \},$$

where the infimum is taken with respect to all estimators from the data. The next theorem provides an exact expression for the minimax expected discrepancy.

**Theorem 9** (Minimax optimality). *The exact minimax risk can be expressed as*

$$\inf_{\widehat{\boldsymbol{\beta}}_{k,\cdot} \in \mathbb{R}^K} \sup_{\boldsymbol{\beta}_{k,\cdot}^* \in \mathcal{P}_k(P_X, P_{\mathbf{A}}, \sigma^2)} \mathbb{E} \left( \mathcal{E}(\widehat{\boldsymbol{\beta}}_{k,\cdot}) \right) = \sigma_{\max}^2 \text{tr}(\boldsymbol{\Sigma} \mathbb{E}(\mathbf{H}_k^{-1})).$$

Since  $\text{tr}(\boldsymbol{\Sigma} \mathbf{S}^{-1})$  is strictly convex with respect to  $\mathbf{S}$  in the positive definite cone, Jensen's inequality yields that  $\text{tr}(\boldsymbol{\Sigma} \mathbb{E}(\mathbf{H}_k^{-1})) \geq \text{tr}(\boldsymbol{\Sigma} (\mathbb{E}(\mathbf{H}_k))^{-1})$ . Taking  $\boldsymbol{\Sigma} = \mathbf{I}$ , we have

$$\inf_{\widehat{\boldsymbol{\beta}}_{k,\cdot}, \boldsymbol{\beta}_{k,\cdot}^* \in \mathcal{P}_k(P_X, P_{\mathbf{A}}, \sigma^2)} \sup \mathbb{E}(\|\widehat{\boldsymbol{\beta}}_{k,\cdot} - \boldsymbol{\beta}_{k,\cdot}^*\|^2) \geq \sum_{k'=1}^K \frac{\sigma_{\max}^2}{\lambda_{k'}(\mathbb{E}(\mathbf{H}_k))} \geq \frac{\sigma_{\max}^2}{\lambda_{\min}(\mathbb{E}(\mathbf{H}_k))},$$

which matches up with the probabilistic upper bound in Theorem 6. This indicates the non-asymptotic analysis in the previous sections is sharp.

## 4 Simulation

### 4.1 Impact of network neighborhood information

The first simulation study analyzes how the network information helps in the estimation. Specifically, for any  $n \in \{100, 200, \dots, 1000\}$  and  $K \in \{2, 3, 4\}$ , we begin with randomly and uniformly sampling the community memberships for  $n$  genes, resulting in the membership matrix  $\mathbf{Z} \in \{0, 1\}^{n \times K}$ . Next, the network  $\mathbf{A}$  is generated according to the stochastic block model stated in Assumption 1 with  $B_{k_1, k_2} \sim \text{Uniform}(0, 0.5) + 0.5 * \mathbb{1}\{k_1 = k_2\}$  and  $B_{k_2, k_1} = B_{k_1, k_2}$  for  $1 \leq k_1 < k_2 \leq K$ . We subsequently generate the response  $\mathbf{y}$  according to model (3), where the entries of both the covariate  $\mathbf{x}$  and the coefficient matrix  $\boldsymbol{\beta} \in \mathbb{R}^{K \times K}$  are sampled independently from the standard normal distribution, and the additive noises are drawn from  $\epsilon_1, \dots, \epsilon_n \stackrel{\text{i.i.d.}}{\sim} \mathcal{N}(0, 0.5^2)$ . We then evaluate three methods that utilize the network information in different ways: (i) CLSE that utilizes the network neighborhood information appropriately, (ii) CLSE with  $\mathbf{A}$  replaced by  $\mathbf{I}_n$  which completely ignores the interactions between vertices, and (iii) CLSE with  $\mathbf{A}$  replaced by  $\mathbf{1}_n \mathbf{1}_n^\top$  which includes all potential interactions among vertices.

Community detection on  $\mathbf{A}$  is estimated via a variation of the SCORE method (Jin, 2015). Precisely, we compute  $\mathbf{U} \in \mathbb{R}^{n \times K}$  that contains the eigen-vectors of  $\mathbf{A}$  corresponding to the  $K$  leading singular values, subsequently normalize each row of  $\mathbf{U}$  to have unit  $l_2$ -norm, and finally apply K-means algorithm to obtain the cluster assignments  $\widehat{\mathbf{Z}}$ . After obtaining any estimator  $\widehat{\boldsymbol{\beta}}$  by community-wise least square estimation, the predicted values for  $\mathbf{y}$  is given by  $\widehat{\mathbf{y}} = (\widehat{\mathbf{Z}} \widehat{\boldsymbol{\beta}} \widehat{\mathbf{Z}}^\top * \mathbf{A}) \mathbf{x}$ . We inspect the estimation error and the prediction error, defined as

$$\text{Err}_{\text{est}} = \frac{1}{K^2} \|\widehat{\mathbf{Q}}^\top \widehat{\boldsymbol{\beta}} \widehat{\mathbf{Q}} - \boldsymbol{\beta}^*\|_{\text{F}}^2 \text{ and } \text{Err}_{\text{pred}} = \frac{1}{n} \|\widehat{\mathbf{y}} - \mathbf{y}^*\|_2^2, \text{ where } \widehat{\mathbf{Q}} = \underset{\mathbf{Q} \in \mathbb{G}_K}{\text{argmin}} \|\widehat{\mathbf{Z}} \mathbf{Q} - \mathbf{Z}\|_{\text{F}}^2.$$

Herein,  $\mathbb{G}_K$  denotes the set of permutation matrices of order  $K$ . Clearly,  $\widehat{\mathbf{y}}$  is invariant to the permutation among the communities, while  $\widehat{\boldsymbol{\beta}}$  is not. That is why we need to search

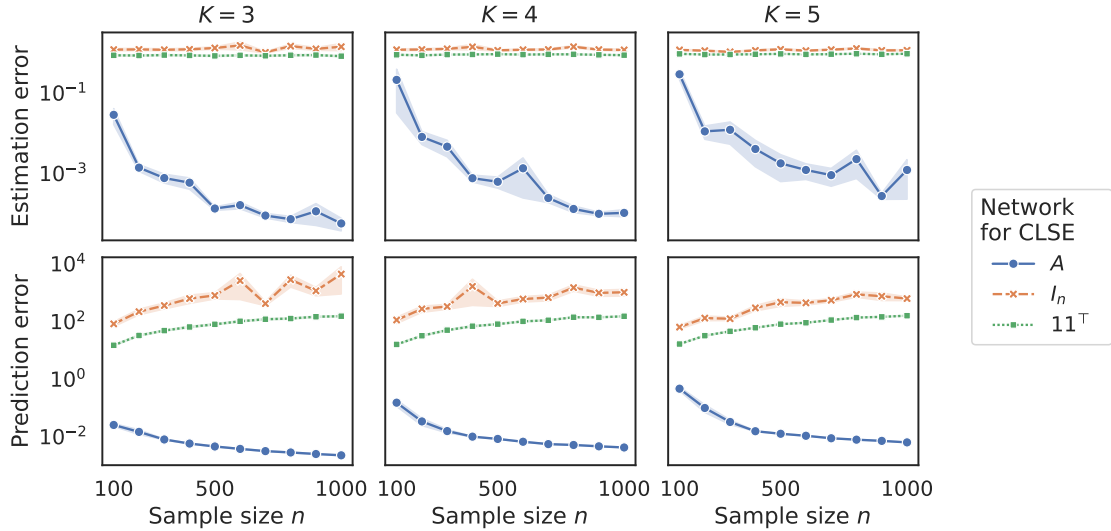


Figure 2: Estimation and prediction errors in the log scale of experiments in Section 4.1 with varying numbers of communities. The shaded regions represent the standard errors around the average values computed over 200 simulated datasets.

for the best permutation that minimizes the Hamming distance of estimated community memberships encoded in  $\hat{\mathbf{Z}}$  to the true ones encoded in  $\mathbf{Z}$ , and define the estimation error accordingly.

Results in the logarithm scale are shown in Figure 2. As we can see, both the estimation and prediction errors of CLSE for different community sizes are decreasing in the sample size  $n$  and approaching zero quickly. On the other hand, without properly utilizing the network information  $\mathbf{A}$ , both the estimation and prediction errors cannot be controlled even with large sample sizes. In summary, this simulation study showcases the asymptotic consistency of the CLSE estimator and suggests the necessity of utilizing the network neighborhood information appropriately.

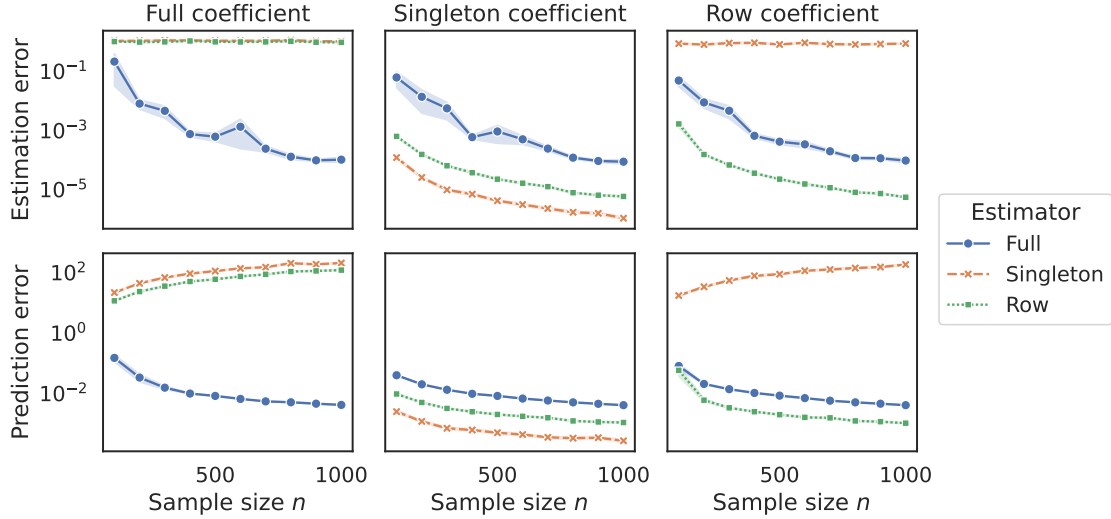


Figure 3: Estimation and prediction errors in the log scale of experiments in Section 4.2 with different coefficient structures. The shaded regions represent the standard errors around the average values computed over 200 simulated datasets.

## 4.2 Impact of community structure

The second simulation study considers various regression coefficient models, including (i) full model:  $\beta \in \mathbb{R}^{K \times K}$ , (ii) row model:  $\beta = \mathbf{1}_K \beta_0^\top$  for  $\beta_0 \in \mathbb{R}^K$ , and (iii) singleton model:  $\beta = \beta_0 \mathbf{1}_K \mathbf{1}_K^\top$  for  $\beta_0 \in \mathbb{R}$ . Denote by  $\hat{\beta}^{\text{full}}$  the solution to (6) corresponding to the full model. The counterparts to the row and singleton models are derived as follows. Under the setting of row model, (6) reduces to a multiple linear regression problem:

$$\hat{\beta}_0^{\text{row}} = \operatorname{argmin}_{\beta_0 \in \mathbb{R}^K} \frac{1}{2n} \|\mathbf{y} - (\mathbf{Z} \mathbf{1}_K \beta_0^\top \mathbf{Z}^\top * \mathbf{A}) \mathbf{x}\|_2^2 = (\mathbf{Z}^\top \operatorname{diag}(\mathbf{x}) \mathbf{A}^2 \operatorname{diag}(\mathbf{x}) \mathbf{Z})^{-1} \mathbf{Z}^\top \operatorname{diag}(\mathbf{x}) \mathbf{A} \mathbf{y},$$

which yields the row estimator  $\hat{\beta}^{\text{row}} = \mathbf{1}_K (\hat{\beta}_0^{\text{row}})^\top$ . Under the singleton model setup, (6) reduces to a simple linear regression problem:

$$\hat{\beta}_0^{\text{sgtn}} = \operatorname{argmin}_{\beta_0 \in \mathbb{R}} \frac{1}{2n} \|\mathbf{y} - (\mathbf{A} \mathbf{x}) \beta_0\|_2^2 = \frac{\mathbf{x}^\top \mathbf{A} \mathbf{y}}{\mathbf{x}^\top \mathbf{A}^2 \mathbf{x}}.$$

which yields the singleton estimator  $\hat{\beta}^{\text{sgtn}} = \hat{\beta}_0^{\text{sgtn}} \mathbf{1}_K \mathbf{1}_K^\top$ . Different estimators utilize the community information at different levels.

We compare the estimation and prediction errors of the three estimators in all three generating schemes of regression coefficients with  $K = 4$  and varying  $n \in \{100, \dots, 1000\}$ . The results are shown in Figure 3. It is expected that each estimator works best under its own well-specified setting. However, both the singleton and row estimators are sensitive to model mis-specifications, while the full estimator adapts well due to its generality, with errors tending to zero relatively fast. These results suggest that the full estimator is capable of utilizing the community information, and it does not suffer much when only a partial of this information is relevant.

## 5 Autism spectrum disorder genetic association

### 5.1 Background

Autism spectrum disorder (ASD) primarily stems from genetic variations, either inherited or arising spontaneously in individuals. This genetic diversity plays a crucial role in ASD's prevalence, with de novo exonic variations being particularly valuable for linking specific genes to the disorder (Fu et al., 2022). The Transmission and De Novo Association (TADA) method (He et al., 2013) has been pivotal in pinpointing genes susceptible to ASD by analyzing mutation frequencies in family trios, leading to the identification of numerous ASD-associated genes, yet many remain undiscovered. Despite the identification of thousands of genes with differential expression (DE) in ASD (Gandal et al., 2022), there is minimal overlap between DE genes and the genetic risk genes deemed significant by TADA in the two studies. In this section, we attempt to utilize the gene co-expression networks to integrate these disparate data sources and disentangle the impact of the GR scores from TADA on the DE scores.

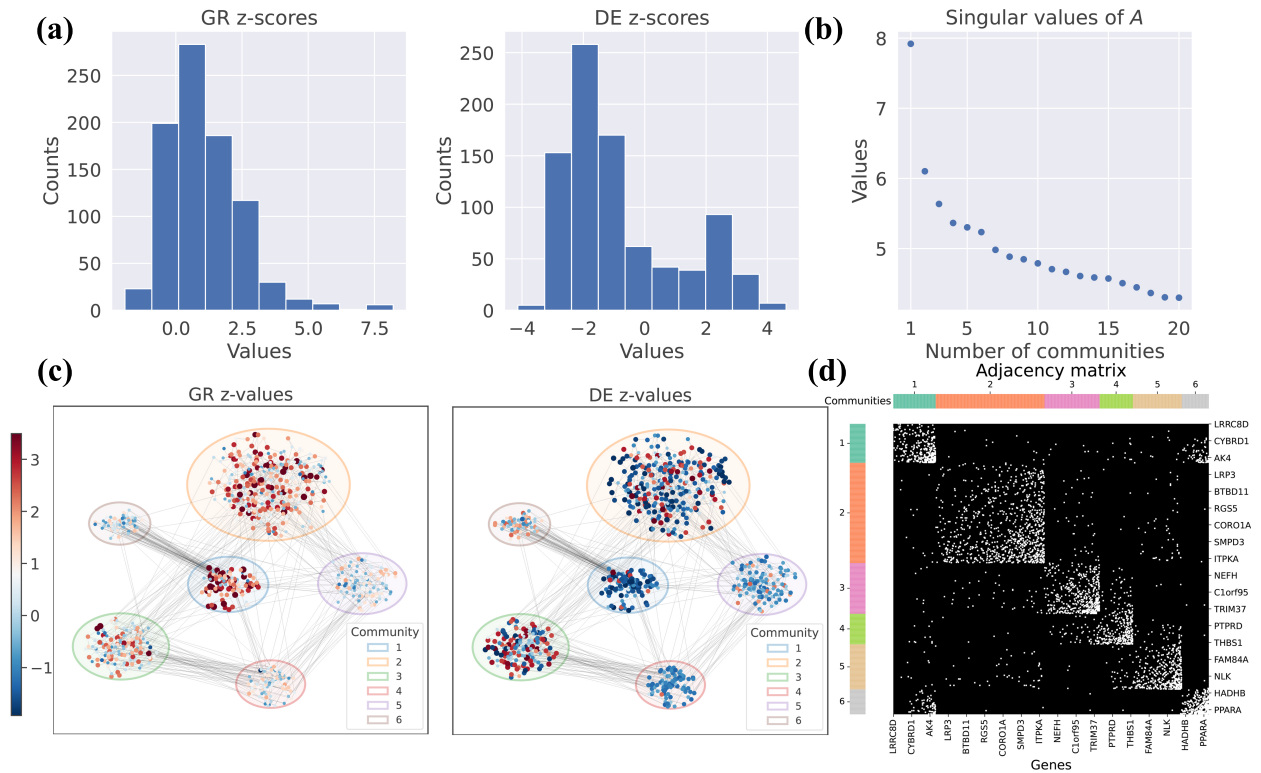


Figure 4: Visualization of ASD data and detected communities. (a) The histograms of GR one-sided z-scores ( $\mathbf{x}$ ) and DE two-sided z-scores ( $\mathbf{y}$ ) for 864 substantial autism genes. (b) The scree plot of the adjacency matrix  $\mathbf{A}$ 's singular values, which suggests  $K = 6$  main communities for our analysis. (c) The gene co-expression network colored by z-values and grouped by estimated communities. (d) The adjacency matrix  $\mathbf{A}$  colored by connectivity (white for 1 and black for 0) and ordered by estimated assignments.

## 5.2 Data and preprocessing

We use two types of genomics data: (1) The DE and GR test statistics are originally obtained from the differential expression analysis by [Gandal et al. \(2022\)](#) and the TADA analysis by [Fu et al. \(2022\)](#), respectively. We use the GR and DE z-values as the covariate  $\mathbf{x} \in \mathbb{R}^n$  and the response  $\mathbf{y} \in \mathbb{R}^n$ , respectively. The histograms of the two scores are shown in Figure 4(a). (2) A whole cortex gene expression data (bulk RNA-sequencing data) on neurotypical individuals is also available from the previous study by [Gandal et al. \(2022\)](#). Based on gene expression



data, Liu et al. (2015) use the partial neighborhood selection algorithm to obtain a sparse network  $\mathbf{A} \in \{0, 1\}^{n \times n}$  of approximately scale-free form; though one can also use other networks, such as the protein-protein interaction networks. Finally, we restrict the analysis to a subset of 864 substantial autism genes, which is identified by using a generalized DAWN algorithm (Liu et al., 2014) with a 4-state hidden Markov random field model.

Based on the binary network  $\mathbf{A}$ , we first perform community detection to uncover the genes' community memberships. As the number of communities is unknown in advance, we determine it by identifying the elbow point in the singular value distribution of  $\mathbf{A}$  (Ji and Jin, 2016; Rohe et al., 2016). Specifically, we visualize the first leading 20 singular values of  $\mathbf{A}$  in Figure 4(b). It is clear that the singular values decay quickly and become smaller than 5 after the first 6 leading singular values, suggesting that there shall be 6 communities. Consequently, we select  $K = 6$ . We have then utilized the same community detection method as in Section 4 to obtain the estimated cluster membership  $\hat{\mathbf{Z}}$ . Grouping the genes into the detected communities, we observe a clear block structure of the adjacency matrix, as shown in Figure 4(d).

The estimated cluster membership matrix allows us to visually compare the two sources of statistical evidence. As shown in Figure 4(c), for most of the communities, the GR and DE scores share similar patterns. The genes in a cluster with enriched GR scores in terms of absolute values, such as communities 1 and 2, typically also have large DE scores, while the genes in communities 5 and 6 have both small GR and DE scores simultaneously. These suggest that the genes in such clusters may be positively regulated by their genetic variations of the same gene module. On the other hand, genes in communities 3 and 4 have moderate GR scores while much larger DE ones. Given the scarce evidence of genetic variation, the genes in these two communities are likely to be regularized by other genetic modules. These observations together motivate us to analyze the interplay of different gene modules and understand how genetic variations affect gene expressions among different clusters by

Target Comm. ( $y$ )	Source Comm. ( $x$ )					
	1	2	3	4	5	6
1	0.325 ± 0.070 (***) 0.0000	-0.037 ± 0.347 0.9155	-1.057 ± 1.026 0.3029	-0.171 ± 1.440 0.9057	-0.193 ± 0.572 0.7362	0.379 ± 0.146 (**) 0.0092
	-0.256 ± 0.270 0.3422	-0.197 ± 0.014 (***) 0.0000	-0.537 ± 0.148 (***) 0.0003	0.041 ± 1.096 0.9704	-0.222 ± 0.050 (***) 0.0000	-2.067 ± 6.931 0.7655
2	-0.947 ± 0.650 0.1448	-0.179 ± 0.183 0.3262	-0.305 ± 0.027 (***) 0.0000	-0.107 ± 0.107 0.3135	0.390 ± 16.968 0.9816	1.511 ± 2.472 0.5411
	0.359 ± 0.428 0.4021	-0.724 ± 0.568 0.2023	-0.224 ± 0.098 (*) 0.0221	-0.346 ± 0.043 (***) 0.0000	-0.274 ± 0.098 (**) 0.0051	-1.925 ± 0.362 (***) 0.0000
3	0.054 ± 0.494 0.9123	-0.227 ± 0.046 (***) 0.0000	-0.500 ± 2.795 0.8581	-0.239 ± 0.093 (*) 0.0101	-0.154 ± 0.014 (***) 0.0000	-0.520 ± 0.917 0.5707
	0.407 ± 0.265 0.1239	0.356 ± 0.239 0.1361	2.164 ± 0.134 (***) 0.0000	1.158 ± 4.500 0.7969	-1.277 ± 0.867 0.1406	0.490 ± 0.068 (***) 0.0000

Table 1: Estimation and inference results of the community-wise regression coefficient  $\hat{\beta} \in \mathbb{R}^{K \times K}$ . The  $k$ th row of the table corresponds to  $\hat{\beta}_{k,\cdot}$ . Within each cell, the point estimate and the estimated standard deviation are given on top of the cell, while the significance level and the corresponding p-value are given at the bottom. For the significance levels, (\*\*\*) , (\*\*), and (\*), indicate that the p-value locates in  $[0, 0.001]$ ,  $(0.001, 0.01]$ , and  $(0.01, 0.05]$ , respectively. The significant positive and negative coefficients are highlighted in magenta and cyan, respectively.

performing network-based neighborhood regression coupled with community-wise analysis as we inspect next.

### 5.3 Neighborhood regression on ASD genetic association

Based on the evidence  $(\mathbf{x}, \mathbf{y})$  and network  $\mathbf{A}$ , along with the estimated cluster membership  $\hat{\mathbf{Z}}$ , we compute the estimated values of the CLSE and perform individual hypothesis testing on  $H_0 : \beta_{k_1, k_2} = 0$  versus  $H_1 : \beta_{k_1, k_2} \neq 0$  for  $k_1, k_2 \in [K]$ . The heteroskedasticity-consistent (HC) standard errors (MacKinnon and White, 1985) of the estimators are used to compute

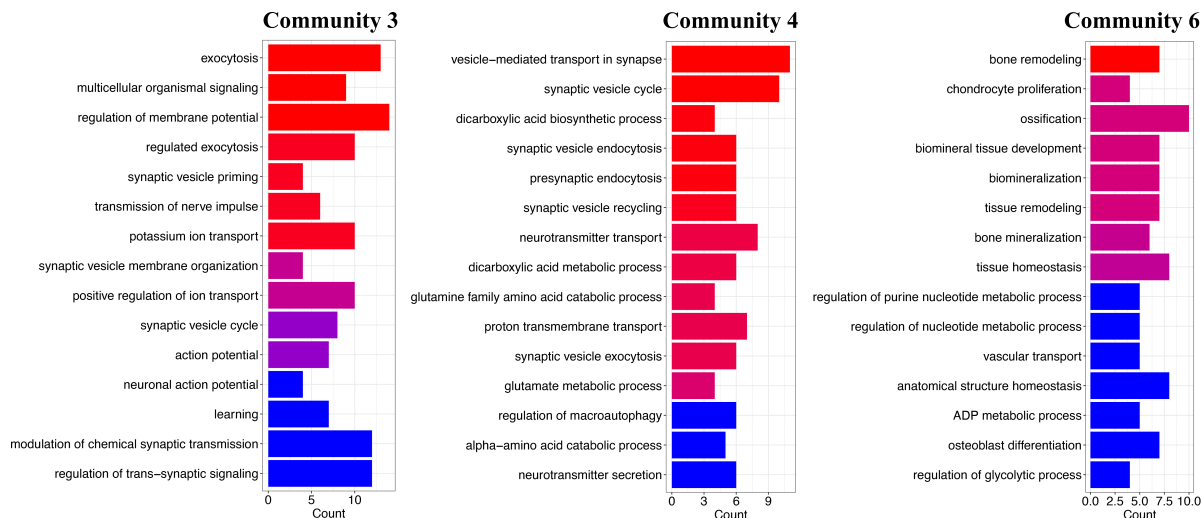


Figure 5: Top gene ontology terms for genes in community 3, 4, and 6.

p-values. All of the results are summarized in Table 1. From Table 1, we observe that the GR scores have significant effects on the DE scores within the same community, which is expected because if a gene module is associated with genetic variations of ASD, then the gene expression levels of this module will also be affected. Though the intra-cluster interaction of the two modalities is important, we are more interested in the inter-cluster interaction, as it will shed new light on how one gene module regulates the others. By exploring the regulatory mechanisms and potential influences between distinct groups of genes, we can gain insights into the broader network dynamics at play. For this purpose, we further restrict our analysis to the two most significant inter-cluster coefficients  $\beta_{4,6}$  and  $\beta_{6,3}$ , corresponding to directional effects from community 6 to community 4 and from community 3 to community 6, respectively.

By matching the gene modules identified in Gandal et al. (2022, Fig. 7), clusters 3 and 4 contain genes that are mostly enriched in three cell types: excitatory neurons, inhibitory neurons, and oligodendrocytes, and cluster 6 contains genes that are mostly enriched in astrocytes, which have a potential impact on neuronal function and connectivity and are critical in the pathology of ASD (Gandal et al., 2022).

From the gene ontology (GO) analysis result in Figure 5, community 6 is enriched for GO terms related to bone remodeling, ossification, biomineralization, and regulation of nucleotide metabolism, while community 4 is enriched for GO terms involved in synaptic vesicle cycling, neurotransmitter transport, and proton transport processes at the synapse. The estimated coefficient in Table 1 suggests a negative impact of community 6 on community 4, which could potentially be explained by the fact that excessive bone remodeling and mineralization processes (community 6) may disrupt normal synaptic functions (community 4) by altering the ionic balance or metabolic processes required for neurotransmission for ASD.

In addition, community 3, which is enriched for GO terms related to exocytosis, synaptic vesicle priming, nerve impulse transmission, and ion transport regulation, has a positive impact on community 6. This positive impact could be due to the fact that regulated exocytosis and ion transport processes (community 3) may facilitate the release of factors or signaling molecules that promote bone remodeling, ossification, and biomineralization (community 6). Finally, the interpretation is solely based on the GO term enrichment of biological processes. The specific molecular mechanisms underlying the observed impacts would require further experimental validation and investigation.

## 6 Discussion

This paper incorporates network-based neighborhood information to bridge the predictor and response in the regression setup. Potential extensions of the current framework include allowing multivariate predictors (as in Appendix B) and multivariate responses, extending the neighborhood regression to generalized neighborhood regression for binary or counting responses as in generalized linear models (Du et al., 2023), and considering more general network structures, such as weighted, directed, multi-layer (Lei and Lin, 2023), and hypergraph networks (Zhen and Wang, 2023). Moreover, it will be interesting to slightly relax

the exact stochastic block model for the network data and the block structure for the coefficient matrix to allow more heterogeneity and flexibility among the entities, such as using the latent space model for network modeling. Besides, the proposed neighborhood regression framework is also closely related to the sum aggregator of graph neural network (GNN) (Xu et al., 2019), which is provably the most expressive among a number of classes of GNNs and is as powerful as the Weisfeiler-Lehman graph isomorphism test. Exploring connections between the proposed method and other aggregation operators in GNN with heterogeneous structures presents a promising avenue for future research.

## Acknowledgement

The authors would like to express their great gratitude to Kathryn Roeder, Bernie Devlin, Jinjin Tian, and Maya Shen for enlightening discussions about the motivating application problem and for sharing the processed data used in Section 5. This paper was initiated when the authors met at the 2023 *IMS Young Mathematical Scientists Forum — Statistics and Data Science*, hosted by the National University of Singapore (NUS). We truly appreciate NUS for the warm invitation.

## References

- Abbe, E. (2018). Community detection and stochastic block models: Recent developments. *Journal of Machine Learning Research*, 18(177):1–86.
- Athreya, A., Fishkind, D. E., Tang, M., Priebe, C. E., Park, Y., Vogelstein, J. T., Levin, K., Lyzinski, V., Qin, Y., and Sussman, D. L. (2018). Statistical inference on random dot product graphs: a survey. *Journal of Machine Learning Research*, 18(226):1–92.

- Brohee, S. and Van Helden, J. (2006). Evaluation of clustering algorithms for protein-protein interaction networks. *BMC bioinformatics*, 7:1–19.
- Celisse, A., Daudin, J.-J., and Pierre, L. (2012). Consistency of maximum-likelihood and variational estimators in the stochastic block model. *Electronic Journal of Statistics*, 6(none):1847 – 1899.
- de la Pena, V. H. and Montgomery-Smith, S. J. (1995). Decoupling inequalities for the tail probabilities of multivariate u-statistics. *The Annals of Probability*, pages 806–816.
- Du, J.-H., Wasserman, L., and Roeder, K. (2023). Simultaneous inference for generalized linear models with unmeasured confounders. *arXiv preprint arXiv:2309.07261*.
- Eicker, F. (1963). Asymptotic normality and consistency of the least squares estimators for families of linear regressions. *The annals of mathematical statistics*, 34(2):447–456.
- Fahrmeir, L. and Kaufmann, H. (1985). Consistency and asymptotic normality of the maximum likelihood estimator in generalized linear models. *The Annals of Statistics*, 13(1):342–368.
- Fu, J. M., Satterstrom, F. K., Peng, M., Brand, H., Collins, R. L., Dong, S., Wamsley, B., Klei, L., Wang, L., Hao, S. P., et al. (2022). Rare coding variation provides insight into the genetic architecture and phenotypic context of autism. *Nature genetics*, 54(9):1320–1331.
- Gandal, M. J., Haney, J. R., Wamsley, B., Yap, C. X., Parhami, S., Emani, P. S., Chang, N., Chen, G. T., Hoftman, G. D., de Alba, D., et al. (2022). Broad transcriptomic dysregulation occurs across the cerebral cortex in asd. *Nature*, 611(7936):532–539.
- Gao, C. and Ma, Z. (2021). Minimax rates in network analysis: Graphon estimation, community detection and hypothesis testing. *Statistical Science*, 36(1):16–33.

- Hastie, T., Montanari, A., Rosset, S., and Tibshirani, R. J. (2022). Surprises in high-dimensional ridgeless least squares interpolation. *Annals of statistics*, 50(2):949.
- He, X., Sanders, S. J., Liu, L., De Rubeis, S., Lim, E. T., Sutcliffe, J. S., Schellenberg, G. D., Gibbs, R. A., Daly, M. J., Buxbaum, J. D., et al. (2013). Integrated model of de novo and inherited genetic variants yields greater power to identify risk genes. *PLoS genetics*, 9(8):e1003671.
- Hu, Y. and Wang, W. (2024). Network-adjusted covariates for community detection. *Biometrika*, page asae011.
- Ji, P. and Jin, J. (2016). Coauthorship and citation networks for statisticians. *The Annals of Applied Statistics*, 10(4):1779 – 1812.
- Jin, J. (2015). Fast community detection by SCORE. *The Annals of Statistics*, 43(1):57 – 89.
- Ke, Z. T. and Jin, J. (2023). Special invited paper: The score normalization, especially for heterogeneous network and text data. *Stat*, 12(1):e545.
- Le, C. M. and Li, T. (2022). Linear regression and its inference on noisy network-linked data. *Journal of the Royal Statistical Society Series B: Statistical Methodology*, 84(5):1851–1885.
- Lee, C. and Wilkinson, D. J. (2019). A review of stochastic block models and extensions for graph clustering. *Applied Network Science*, 4(1):1–50.
- Lei, J., Chen, K., and Lynch, B. (2020). Consistent community detection in multi-layer network data. *Biometrika*, 107(1):61–73.
- Lei, J. and Lin, K. Z. (2023). Bias-adjusted spectral clustering in multi-layer stochastic block models. *Journal of the American Statistical Association*, 118(544):2433–2445.

- Lei, J. and Rinaldo, A. (2015). Consistency of spectral clustering in stochastic block models. *The Annals of Statistics*, 43(1):215 – 237.
- Li, T., Levina, E., and Zhu, J. (2019). Prediction models for network-linked data. *The Annals of Applied Statistics*, 13(1):132–164.
- Liu, L., Lei, J., and Roeder, K. (2015). Network assisted analysis to reveal the genetic basis of autism. *The annals of applied statistics*, 9(3):1571.
- Liu, L., Lei, J., Sanders, S. J., Willsey, A. J., Kou, Y., Cicek, A. E., Klei, L., Lu, C., He, X., Li, M., et al. (2014). Dawn: a framework to identify autism genes and subnetworks using gene expression and genetics. *Molecular autism*, 5:1–18.
- Liu, L., Sabo, A., Neale, B. M., Nagaswamy, U., Stevens, C., Lim, E., Bodea, C. A., Muzny, D., Reid, J. G., Banks, E., et al. (2013). Analysis of rare, exonic variation amongst subjects with autism spectrum disorders and population controls. *PLoS genetics*, 9(4):e1003443.
- MacKinnon, J. G. and White, H. (1985). Some heteroskedasticity-consistent covariance matrix estimators with improved finite sample properties. *Journal of econometrics*, 29(3):305–325.
- Newman, M. E. and Clauset, A. (2016). Structure and inference in annotated networks. *Nature communications*, 7(1):11863.
- Paul, S. and Chen, Y. (2020). A random effects stochastic block model for joint community detection in multiple networks with applications to neuroimaging. *The Annals of Applied Statistics*, 14(2):993 – 1029.
- Raftery, A. E., Niu, X., Hoff, P. D., and Yeung, K. Y. (2012). Fast inference for the latent space network model using a case-control approximate likelihood. *Journal of computational and graphical statistics*, 21(4):901–919.



- Rohe, K., Qin, T., and Yu, B. (2016). Co-clustering directed graphs to discover asymmetries and directional communities. *Proceedings of the National Academy of Sciences*, 113(45):12679–12684.
- Rudelson, M. and Vershynin, R. (2013). Hanson-Wright inequality and sub-gaussian concentration. *Electronic Communications in Probability*, 18(none):1 – 9.
- Shang, R., Bai, J., Jiao, L., and Jin, C. (2013). Community detection based on modularity and an improved genetic algorithm. *Physica A: Statistical Mechanics and its Applications*, 392(5):1215–1231.
- Tropp, J. A. (2012). User-friendly tail bounds for sums of random matrices. *Foundations of computational mathematics*, 12:389–434.
- Wainwright, M. J. (2019). *High-dimensional statistics: A non-asymptotic viewpoint*, volume 48. Cambridge University Press.
- Wang, P., Li, Q., Shen, D., and Liu, Y. (2023). High-dimensional factor regression for heterogeneous subpopulations. *Statistica Sinica*, 33(1):27.
- Xu, K., Hu, W., Leskovec, J., and Jegelka, S. (2019). How powerful are graph neural networks? In *International Conference on Learning Representations*.
- Xu, S., Zhen, Y., and Wang, J. (2023). Covariate-assisted community detection in multi-layer networks. *Journal of Business & Economic Statistics*, 41(3):915–926.
- Yan, B. and Sarkar, P. (2021). Covariate regularized community detection in sparse graphs. *Journal of the American Statistical Association*, 116(534):734–745.
- Zhang, J., Sun, W. W., and Li, L. (2020). Mixed-effect time-varying network model and application in brain connectivity analysis. *Journal of the American Statistical Association*, 115(532):2022–2036.

- Zhang, X., Xu, G., and Zhu, J. (2022). Joint latent space models for network data with high-dimensional node variables. *Biometrika*, 109(3):707–720.
- Zhang, Y., Levina, E., and Zhu, J. (2016). Community detection in networks with node features. *Electronic Journal of Statistics*, 10:3153–3178.
- Zhang, Y., Levina, E., and Zhu, J. (2017). Estimating network edge probabilities by neighbourhood smoothing. *Biometrika*, 104(4):771–783.
- Zhao, Y., Levina, E., and Zhu, J. (2012). Consistency of community detection in networks under degree-corrected stochastic block models. *The Annals of Statistics*, 40(4):2266 – 2292.
- Zhen, Y. and Wang, J. (2023). Community detection in general hypergraph via graph embedding. *Journal of the American Statistical Association*, 118(543):1620–1629.
- Zhou, L., Sun, S., Fu, H., and Song, P. X.-K. (2022). Subgroup-effects models for the analysis of personal treatment effects. *The Annals of Applied Statistics*, 16(1):80–103.

# Supplementary material for

## Network-based Neighborhood Regression

This serves as an appendix to the paper “Network-based Neighborhood Regression.” The organization for the appendix is as below:

- In Appendix A, we extend the neighborhood regression model to incorporate the intercept term.
- In Appendix B, we extend the neighborhood regression model to incorporate multiple covariates.
- In Appendix C, we present the technical proofs of all the theoretical results.
- In Appendix D, we provide supporting lemmas used in Appendix C.

### A Extension to include intercepts

Recall that in the multiple linear regression model,  $y = \beta_0 + \mathbf{x}^\top \boldsymbol{\beta} + \epsilon$  with  $\mathbb{E}(\epsilon) = 0$ , we can centralize the data to reduce the model to the one without an intercept. The rationality behind this is as follows. In population level, we have

$$y - \mathbb{E}(y) = \beta_0 + \mathbf{x}^\top \boldsymbol{\beta} + \epsilon - (\beta_0 + \mathbb{E}(\mathbf{x})^\top \boldsymbol{\beta}) = (\mathbf{x} - \mathbb{E}(\mathbf{x}))^\top \boldsymbol{\beta} + \epsilon.$$

Therefore, regressing  $y - \mathbb{E}(y)$  on  $\mathbf{x} - \mathbb{E}(\mathbf{x})$  results in a zero intercept. In sample level, let  $(\mathbf{x}_i, y_i)_{i=1}^n$  be the sample points, the sample mean ( $\bar{\mathbf{x}} = n^{-1} \sum_{i=1}^n \mathbf{x}_i, \bar{y} = n^{-1} \sum_{i=1}^n y_i$ ) always satisfies the estimated regression function given by least square estimation. This is because,

$$\frac{\partial \sum_{i=1}^n (y_i - \beta_0 - \mathbf{x}_i^\top \boldsymbol{\beta})^2 / (2n)}{\partial \beta_0} = -\frac{1}{n} \sum_{i=1}^n (y_i - \beta_0 - \mathbf{x}_i^\top \boldsymbol{\beta}) = 0$$

implies the estimator satisfies  $\hat{\beta}_0 = \bar{y} - \bar{\mathbf{x}}^\top \hat{\boldsymbol{\beta}}$ . Hence, once the data have zero sample mean, we do not need to fit the intercept.

In the proposed network-based neighborhood regression model, since the data  $y_i$  only corresponds to the regression function given by  $\beta_k$ , if  $i$  belongs to the  $k$ th community, we extend the model to include  $K$  intercepts, one for each community-wise regression function. Let  $\beta_0^{(k)}$  be the intercept accompanied with  $\beta_k$ . For any node  $i$  in the  $k$ th community, we extend the neighborhood regression model as

$$y_i = \beta_0^{(k)} + \sum_{j \in N_i} \beta_{k,\psi_j} x_j + \epsilon_i = \beta_0^{(k)} + \sum_{j=1}^n \beta_{k,\psi_j} A_{i,j} x_j + \epsilon_i = \beta_0^{(k)} + \sum_{k'=1}^K \beta_{k,k'} \sum_{\psi_j=k'} A_{i,j} x_j + \epsilon_i.$$

The partial derivative of the least square objective function with respect to  $\beta_0^{(k)}$  reads

$$\begin{aligned} & \frac{\partial \sum_{\psi_i=k} (y_i - \beta_0^{(k)} - \sum_{k'=1}^K \beta_{k,k'} \sum_{\psi_j=k'} A_{i,j} x_j)^2 / (2n_k)}{\partial \beta_0^{(k)}} \\ &= -\frac{1}{n_k} \sum_{\psi_i=k} \left( y_i - \beta_0^{(k)} - \sum_{k'=1}^K \beta_{k,k'} \sum_{\psi_j=k'} A_{i,j} x_j \right). \end{aligned}$$

Setting the above partial derivative to zero yields the estimator satisfies

$$\widehat{\beta}_0^{(k)} = \frac{1}{n_k} \sum_{\psi_i=k} y_i - \frac{1}{n_k} \sum_{k'=1}^K \widehat{\beta}_{k,k'} \sum_{\psi_i=k} \sum_{\psi_j=k'} A_{i,j} x_j.$$

Therefore, if we centralize the data in such a way that

$$\widetilde{y}_i = y_i - \frac{1}{n_k} \sum_{\psi_i=k} y_i, \text{ and } \widetilde{x}_j = x_j - \frac{\sum_{\psi_j=k'} (\sum_{\psi_i=k} A_{i,j}) x_j}{\sum_{\psi_j=k'} (\sum_{\psi_i=k} A_{i,j})},$$

for node  $j$  belongs to the  $k'$  community,  $k' \in [K]$ , the corresponding estimated intercept become zero. Herein,  $\bar{y}^{(k)} = \sum_{\psi_i=k} y_i / n_k$  is the average for the responds in the  $k$ th community, and

$$\mu_{k,k'} = \frac{\sum_{\psi_j=k'} (\sum_{\psi_i=k} A_{i,j}) x_j}{\sum_{\psi_j=k'} (\sum_{\psi_i=k} A_{i,j})} = \sum_{\psi_j=k'} \frac{\sum_{\psi_i=k} A_{i,j}}{\sum_{\psi_j'=k'} \sum_{\psi_i=k} A_{i,j'}} x_j$$

is the weighted average for the covariates in the  $k'$  community, and  $x_j$  is weighted by the proportion of connections between communities  $k'$  and  $k$  made by node  $j$ .

This is also reflected in the population level. Suppose that given  $\mathbf{A}$ , the conditional mean of  $x_j$ 's are the same for those  $j$ 's within the same community. Thus, we have

$$\mathbb{E}(\mu_{k,k'} | \mathbf{A}) = \sum_{\psi_j=k'} \frac{\sum_{\psi_i=k} A_{i,j}}{\sum_{\psi_j'=k'} \sum_{\psi_i=k} A_{i,j'}} \mathbb{E}(x_j | \mathbf{A}) = \mathbb{E}(x_j | \mathbf{A}),$$

for any node  $j$  inside the  $k'$ th community. In addition,

$$\mathbb{E}(y_i|\mathbf{A}) = \beta_0^{(k)} + \sum_{k'=1}^K \beta_{k,k'} \sum_{\psi_j=k'} A_{i,j} \mathbb{E}(x_j|\mathbf{A}).$$

Therefore,

$$\begin{aligned} y_i - \mathbb{E}(y_i|\mathbf{A}) &= \sum_{k'=1}^K \beta_{k,k'} \sum_{\psi_j=k'} A_{i,j} (x_j - \mathbb{E}(x_j|\mathbf{A})) + \epsilon_i \mathbf{x} \\ &= \sum_{k'=1}^K \beta_{k,k'} \sum_{\psi_j=k'} A_{i,j} (x_j - \mathbb{E}(\mu_{k,k'}|\mathbf{A})) + \epsilon_i, \end{aligned}$$

for node  $i$  locates in the  $k$ th community.

## B Extension to neighborhood regression with multiple covariates

In the case that the covariates for the nodes are multivariate, we use  $p$  to denote the number of covariates and  $\mathbf{X} \in \mathbb{R}^{n \times p}$  to denote the covariate data such that  $X_{i,l}$  is the  $l$ th covariate of node  $i$ . Following the same spirit of the network-based neighborhood regression model in Section 2, we propose to model the response  $y_i$  for node  $i$  as

$$y_i = \sum_{j \in N_i} \sum_{l=1}^p \tilde{\beta}_{i,j,l} X_{j,l} + \epsilon_i = \sum_{j=1}^n \sum_{l=1}^p A_{i,j} \tilde{\beta}_{i,j,l} X_{j,l} + \epsilon_i \quad (13)$$

for  $i \in [n]$ , where  $\tilde{\beta} = (\tilde{\beta}_{i,j,l}) \in \mathbb{R}^{n \times n \times p}$  is the regression coefficient tensor while  $\mathbf{A}$  and  $y_i$  is the network data as defined before. In vector format, we can rewrite Equation (13) as

$$\mathbf{y} = \sum_{l=1}^p (\mathbf{A} * \tilde{\beta}_{\cdot,\cdot,l}) \mathbf{X}_{\cdot,l} + \boldsymbol{\epsilon} = \mathcal{M}_1 \left( \mathbf{A} \circ \mathbf{1}_p * \tilde{\beta} \right) \text{vec}(\mathbf{X}) + \boldsymbol{\epsilon},$$

where  $\tilde{\beta}_{\cdot,\cdot,l}$  is the  $l$ th frontal slide of  $\tilde{\beta}$ ,  $\circ$  is the outer product such that the  $(i, j, l)$ th entry of  $\mathbf{A} \circ \mathbf{1}_p$  is  $A_{i,j}(\mathbf{1}_p)_l = A_{i,j}$ ,  $\mathcal{M}_1(\cdot)$  is the mode-1 matricization operator that stacks the mode-1 fibers of the input tensor as the columns of the output matrix, and  $\text{vec}(\cdot)$  is the vectorization operator.

To incorporate the community structure into the coefficient tensor, we assume

$$\tilde{\boldsymbol{\beta}} = \boldsymbol{\beta} \times_1 \mathbf{Z} \times_2 \mathbf{Z},$$

for a core tensor  $\boldsymbol{\beta} \in \mathbb{R}^{K \times K \times p}$ . Herein, the bilinear product means

$$\tilde{\boldsymbol{\beta}}_{i,j,l} = \sum_{k_1, k_2} \beta_{k_1, k_2, l} \mathbf{Z}_{i, k_1} \mathbf{Z}_{j, k_2} = \beta_{\psi_i, \psi_j, l}.$$

More general definitions for multi-linear products can refer to [Kolda and Bader \(2009\)](#).

Therefore, the full model in terms of the  $\boldsymbol{\beta}$  is

$$\mathbf{y} = \mathcal{M}_1(\mathbf{A} \circ \mathbf{1}_p * \boldsymbol{\beta} \times_1 \mathbf{Z} \times_2 \mathbf{Z}) \text{vec}(\mathbf{X}) + \boldsymbol{\epsilon}.$$

The objective function for least square estimation is

$$\min_{\boldsymbol{\beta} \in \mathbb{R}^{K \times K \times p}} \|\mathbf{y} - \mathcal{M}_1(\mathbf{A} \circ \mathbf{1}_p * \boldsymbol{\beta} \times_1 \mathbf{Z} \times_2 \mathbf{Z}) \text{vec}(\mathbf{X})\|^2,$$

which can be separated into the following  $K$  non-overlapping optimization problems

$$\min_{\boldsymbol{\beta}_{k,\dots} \in \mathbb{R}^{K \times p}} \|\mathbf{y} * \text{diag}(\mathbf{Z}_{\cdot, k}) - \text{diag}(\mathbf{Z}_{\cdot, k}) \{ \mathbf{1}_n \text{vec}(\mathbf{X})^\top * \mathbf{1}_p^\top \otimes \mathbf{A} \} (\mathbf{I}_p \otimes \mathbf{Z}) \text{vec}(\boldsymbol{\beta}_{k,\dots})\|^2,$$

for  $k \in [K]$ . This is because

$$\begin{aligned} \sum_{l=1}^p (\mathbf{A} * \tilde{\boldsymbol{\beta}}_{\cdot, \cdot, l}) \mathbf{X}_{\cdot, l} &= \sum_{l=1}^p \sum_{k=1}^K \text{diag}(\mathbf{Z}_{\cdot, k}) (\mathbf{1}_n \mathbf{X}_{\cdot, l}^\top * \mathbf{A}) \mathbf{Z} \boldsymbol{\beta}_{k, \cdot, l} \\ &= \sum_{k=1}^K \text{diag}(\mathbf{Z}_{\cdot, k}) \{ [\mathbf{1}_n \mathbf{X}_{\cdot, 1}^\top \dots \mathbf{1}_n \mathbf{X}_{\cdot, p}^\top] * (\mathbf{1}_p^\top \otimes \mathbf{A}) \} (\mathbf{I}_p \otimes \mathbf{Z}) \text{vec}(\boldsymbol{\beta}_{k, \cdot, \cdot}) \\ &= \sum_{k=1}^K \text{diag}(\mathbf{Z}_{\cdot, k}) \{ \mathbf{1}_n \text{vec}(\mathbf{X})^\top * \mathbf{1}_p^\top \otimes \mathbf{A} \} (\mathbf{I}_p \otimes \mathbf{Z}) \text{vec}(\boldsymbol{\beta}_{k, \cdot, \cdot}), \end{aligned}$$

which allows us to estimate the horizontal slices of the tensor  $\boldsymbol{\beta}$  individually.

## C Proof of theoretical results

### C.1 Proof of Proposition 1

*Proof of Proposition 1.* Note that

$$L(\boldsymbol{\beta}) = \|\mathbf{y}\|_2^2 / (2n) - \langle \mathbf{y}, (\mathbf{Z} \boldsymbol{\beta} \mathbf{Z}^\top * \mathbf{A}) \mathbf{x} \rangle / n + \|(\mathbf{Z} \boldsymbol{\beta} \mathbf{Z}^\top * \mathbf{A}) \mathbf{x}\|_2^2 / (2n). \quad (14)$$

We next analyze the derivative for the last two terms on the right-hand side of the above display. For the second term in (14), note that

$$\begin{aligned}
\langle \mathbf{y}, (\mathbf{Z}\boldsymbol{\beta}\mathbf{Z}^\top * \mathbf{A})\mathbf{x} \rangle &= \langle \mathbf{y}\mathbf{x}^\top, \mathbf{Z}\boldsymbol{\beta}\mathbf{Z}^\top * \mathbf{A} \rangle \\
&= \langle \mathbf{y}\mathbf{x}^\top * \mathbf{A}, \mathbf{Z}\boldsymbol{\beta}\mathbf{Z}^\top \rangle \\
&= \langle \mathbf{Z}^\top (\mathbf{y}\mathbf{x}^\top * \mathbf{A}) \mathbf{Z}, \boldsymbol{\beta} \rangle.
\end{aligned}$$

It then follows that

$$\frac{\partial}{\partial \boldsymbol{\beta}} [-\langle \mathbf{y}, (\mathbf{Z}\boldsymbol{\beta}\mathbf{Z}^\top * \mathbf{A})\mathbf{x} \rangle] = -\mathbf{Z}^\top (\mathbf{y}\mathbf{x}^\top * \mathbf{A}) \mathbf{Z} = - \begin{bmatrix} \mathbf{y}^\top \mathbf{M}_1 \\ \vdots \\ \mathbf{y}^\top \mathbf{M}_K \end{bmatrix}. \quad (15)$$

For the last term in (14), we can rewrite it as

$$\begin{aligned}
\|(\mathbf{Z}\boldsymbol{\beta}\mathbf{Z}^\top * \mathbf{A})\mathbf{x}\|_2^2 &= \langle (\mathbf{Z}\boldsymbol{\beta}\mathbf{Z}^\top * \mathbf{A})^\top (\mathbf{Z}\boldsymbol{\beta}\mathbf{Z}^\top * \mathbf{A}), \mathbf{x}\mathbf{x}^\top \rangle \\
&= \langle [(\mathbf{Z}\boldsymbol{\beta}\mathbf{Z}^\top * \mathbf{A})^\top \odot (\mathbf{Z}\boldsymbol{\beta}\mathbf{Z}^\top * \mathbf{A})^\top] \mathbf{1}_n, \mathbf{x} \otimes \mathbf{x} \rangle \\
&= \langle \{[(\mathbf{Z}\boldsymbol{\beta}^\top \mathbf{Z}^\top) \odot (\mathbf{Z}\boldsymbol{\beta}^\top \mathbf{Z}^\top)] * (\mathbf{A} \odot \mathbf{A})\} \mathbf{1}_n, \mathbf{x} \otimes \mathbf{x} \rangle \\
&= \langle [(\mathbf{Z}\boldsymbol{\beta}^\top \mathbf{Z}^\top) \odot (\mathbf{Z}\boldsymbol{\beta}^\top \mathbf{Z}^\top)] * (\mathbf{A} \odot \mathbf{A}), (\mathbf{x} \otimes \mathbf{x}) \mathbf{1}_n^\top \rangle \\
&= \langle (\mathbf{Z}\boldsymbol{\beta}^\top \mathbf{Z}^\top) \odot (\mathbf{Z}\boldsymbol{\beta}^\top \mathbf{Z}^\top), (\mathbf{x} \otimes \mathbf{x}) \mathbf{1}_n^\top * (\mathbf{A} \odot \mathbf{A}) \rangle \\
&= \langle [(\mathbf{Z}\boldsymbol{\beta}^\top) \odot (\mathbf{Z}\boldsymbol{\beta}^\top)] \mathbf{Z}^\top, (\mathbf{x} \mathbf{1}_n^\top * \mathbf{A}) \odot (\mathbf{x} \mathbf{1}_n^\top * \mathbf{A}) \rangle \\
&= \langle (\mathbf{Z} \otimes \mathbf{Z})(\boldsymbol{\beta}^\top \odot \boldsymbol{\beta}^\top) \mathbf{Z}^\top, (\mathbf{x} \mathbf{1}_n^\top * \mathbf{A}) \odot (\mathbf{x} \mathbf{1}_n^\top * \mathbf{A}) \rangle \\
&= \langle \boldsymbol{\beta}^\top \odot \boldsymbol{\beta}^\top, (\mathbf{Z}^\top \otimes \mathbf{Z}^\top) [(\mathbf{x} \mathbf{1}_n^\top * \mathbf{A}) \odot (\mathbf{x} \mathbf{1}_n^\top * \mathbf{A})] \mathbf{Z} \rangle,
\end{aligned}$$

where in the second equality we use the fact that  $\text{vec}(\mathbf{Q}_1 \text{diag}(\mathbf{w}) \mathbf{Q}_2^\top) = (\mathbf{Q}_2 \odot \mathbf{Q}_1) \mathbf{w}$ , in the third equality we use the identity  $(\mathbf{Q}_1 * \mathbf{Q}_2) \odot (\mathbf{Q}_3 * \mathbf{Q}_4) = (\mathbf{Q}_1 \odot \mathbf{Q}_3) * (\mathbf{Q}_2 \odot \mathbf{Q}_4)$ , the third-to-last equality follows from the fact that  $\mathbf{Z}$  is a community membership matrix, and in the second-to-last equality the identity  $(\mathbf{Q}_1 \mathbf{Q}_2) \odot (\mathbf{Q}_3 \mathbf{Q}_4) = (\mathbf{Q}_1 \otimes \mathbf{Q}_3)(\mathbf{Q}_2 \odot \mathbf{Q}_4)$ . Clearly,  $\|(\mathbf{Z}\boldsymbol{\beta}\mathbf{Z}^\top * \mathbf{A})\mathbf{x}\|_2^2$  is now decomposed into  $K$  independent quadratic forms in terms of the

rows of  $\boldsymbol{\beta}$ . Thus,

$$\frac{\partial}{\partial \boldsymbol{\beta}} \|(\mathbf{Z}\boldsymbol{\beta}\mathbf{Z}^\top * \mathbf{A})\mathbf{x}\|_2^2 = 2 [\mathbf{H}_1\boldsymbol{\beta}_{1,\cdot}, \mathbf{H}_2\boldsymbol{\beta}_{2,\cdot}, \dots, \mathbf{H}_K\boldsymbol{\beta}_{K,\cdot}]^\top, \quad (16)$$

where

$$\begin{aligned} \mathbf{H}_k &= \text{vec}^{-1} \{ (\mathbf{Z}^\top \otimes \mathbf{Z}^\top) [(\mathbf{x}\mathbf{1}_n^\top * \mathbf{A}) \odot (\mathbf{x}\mathbf{1}_n^\top * \mathbf{A})] \mathbf{Z}_{\cdot,k} \} \\ &= \mathbf{Z}^\top \text{vec}^{-1} \{ [(\mathbf{x}\mathbf{1}_n^\top * \mathbf{A}) \odot (\mathbf{x}\mathbf{1}_n^\top * \mathbf{A})] \mathbf{Z}_{\cdot,k} \} \mathbf{Z} \\ &= \mathbf{Z}^\top (\mathbf{x}\mathbf{1}_n^\top * \mathbf{A}) \text{diag}(\mathbf{Z}_{\cdot,k}) (\mathbf{x}\mathbf{1}_n^\top * \mathbf{A})^\top \mathbf{Z} \\ &= \mathbf{M}_k^\top \mathbf{M}_k \end{aligned}$$

is a symmetric matrix for  $k \in [K]$ . Combining (14),(15) and (16) yields that

$$\frac{\partial L}{\partial \boldsymbol{\beta}} = \frac{1}{n} [(\mathbf{I}_K \odot \boldsymbol{\beta}^\top)^\top \mathbf{H}^\top - \mathbf{Z}^\top (\mathbf{y}\mathbf{x}^\top * \mathbf{A})\mathbf{Z}],$$

where  $\mathbf{H} = [\mathbf{H}_1, \dots, \mathbf{H}_K]$ . Setting the above to zero finishes the proof.  $\square$

## C.2 Proof of Theorem 3

*Proof of Theorem 3.* Recall the decomposition of  $\mathbf{H}_k$  in (9). Because of (10), we further have  $\mathbb{E}(\mathbf{H}_k) = \mathbb{E}(\mathbf{S}_2) + \mathbf{I}_4$ . This implies that

$$\|\mathbf{H}_k - \mathbb{E}(\mathbf{H}_k)\| \leq \|\mathbf{I}_1 - \mathbb{E}(\mathbf{I}_1)\| + 2\|\mathbf{I}_2\| \leq \|\mathbf{S}_1\| + \|\mathbf{S}_2 - \mathbb{E}(\mathbf{S}_2)\| + 2\|\mathbf{I}_2\|. \quad (17)$$

In particular,  $\mathbf{S}_1$  is symmetric with respect to  $(\mathbf{A} - \mathbb{E}(\mathbf{A}))_{i,j}$  and  $(\mathbf{A} - \mathbb{E}(\mathbf{A}))_{i',j}$ , which allows us to bound such a matrix quadratic form by decoupling.

To proceed, let  $\tilde{\mathbf{A}}$  be an independent copy of  $\mathbf{A}$ . Similarly, we have  $(\tilde{\mathbf{A}} - \mathbb{E}(\mathbf{A}))_{i',j} = 0$  if  $i' = j$ . We define the following

$$\tilde{\mathbf{I}}_1 = \mathbf{Z}^\top \left[ \mathbf{x}\mathbf{x}^\top * (\mathbf{A} - \mathbb{E}(\mathbf{A})) \text{diag}(\mathbf{Z}_{\cdot,k}) (\tilde{\mathbf{A}} - \mathbb{E}(\mathbf{A})) \right] \mathbf{Z}, \quad (18)$$

$$\tilde{\mathbf{S}}_1 = \sum_{k_1=1}^K \sum_{k_2=1}^K \sum_{\psi_i=k_1} \sum_{\psi_{i'}=k_2} \sum_{\psi_j=k} x_i x_{i'} \mathbb{1}(i \neq i') (\mathbf{A} - \mathbb{E}(\mathbf{A}))_{i,j} (\tilde{\mathbf{A}} - \mathbb{E}(\mathbf{A}))_{i',j} \mathbf{e}_{k_1} \mathbf{e}_{k_2}^\top, \quad (19)$$



$$\tilde{\mathbf{S}}_2 = \sum_{k_1=1}^K \sum_{\psi_i=k_1} \sum_{\psi_j=k} x_i^2 (\mathbf{A} - \mathbb{E}(\mathbf{A}))_{i,j} (\tilde{\mathbf{A}} - \mathbb{E}(\mathbf{A}))_{i,j} \mathbf{e}_{k_1} \mathbf{e}_{k_1}^\top. \quad (20)$$

By the decoupling result in Theorem 1 of [de la Pena and Montgomery-Smith \(1995\)](#), we have

$$\mathbb{P}(\|\mathbf{S}_1\| \geq t) \leq C_1 \cdot \mathbb{P}\left(\|\tilde{\mathbf{S}}_1\| \geq \frac{t}{C_1}\right),$$

for any  $t > 0$  and some universal constant  $C_1 > 0$ . Note that  $\tilde{\mathbf{I}}_1 = \tilde{\mathbf{S}}_1 + \tilde{\mathbf{S}}_2$ , leading to  $\|\tilde{\mathbf{S}}_1\| \leq \|\tilde{\mathbf{I}}_1\| + \|\tilde{\mathbf{S}}_2\|$ . It then follows from Lemma 10 and Lemma 11 that

$$\begin{aligned} \|\tilde{\mathbf{S}}_1\| &\leq \alpha(\delta)(\|\mathbf{x}\|^2 + \|\mathbf{x}^{(k)}\|^2)^{1/2} \left( \left( \sum_{k_2=1}^K \|\mathbf{x}^{(k_2)}\|_\infty^2 \right)^{1/2} + n^{-1/2} \|\mathbf{x}\| \right) s_n (n_k n)^{1/2} \log n \\ &\quad + \frac{4 \times 6^{1/2}}{3} \max_{k' \in [K]} \|\mathbf{x}^{(k')}\|_4^2 (n_k \log n)^{1/2} s_n + 4 \|\mathbf{x}\|_\infty^2 \log n, \end{aligned}$$

with probability at least  $1 - 2K(n_k + 2)/n^2$ , where  $\mathbf{x}^{(k')} = \mathbf{Z}_{\cdot, k'} * \mathbf{x}$  for any  $k' \in [K]$  and  $\alpha(\delta) = (8\delta + 4(4\delta^2 + 9))^{1/2}/3$ . Hence, with probability at least  $1 - 2C_1 K(n_k + 2)/n^2$ , we have

$$\begin{aligned} \|\mathbf{S}_1\| &\leq \alpha(\delta) C_1 (\|\mathbf{x}\|^2 + \|\mathbf{x}^{(k)}\|^2)^{1/2} \left( \left( \sum_{k_2=1}^K \|\mathbf{x}^{(k_2)}\|_\infty^2 \right)^{1/2} + n^{-1/2} \|\mathbf{x}\| \right) s_n (n_k n)^{1/2} \log n \\ &\quad + \frac{4 \times 6^{1/2}}{3} C_1 \max_{k' \in [K]} \|\mathbf{x}^{(k')}\|_4^2 (n_k \log n)^{1/2} s_n + 4C_1 \|\mathbf{x}\|_\infty^2 \log n, \end{aligned}$$

where the first term dominates.

By the probabilistic upper bound for  $\|\mathbf{S}_2 - \mathbb{E}(\mathbf{S}_2)\|$  in Lemma 12 and that for  $\mathbf{I}_2$  in Lemma 13, the above upper bound and (17) yields that

$$\begin{aligned} &\|\mathbf{H}_k - \mathbb{E}(\mathbf{H}_k)\| \\ &\leq \alpha(\delta) C_1 (\|\mathbf{x}\|^2 + \|\mathbf{x}^{(k)}\|^2)^{1/2} \left( \left( \sum_{k_2=1}^K \|\mathbf{x}^{(k_2)}\|_\infty^2 \right)^{1/2} + n^{-1/2} \|\mathbf{x}\| \right) s_n (n_k n)^{1/2} \log n \\ &\quad + \frac{4 \times 6^{1/2}}{3} C_1 \max_{k' \in [K]} \|\mathbf{x}^{(k')}\|_4^2 (n_k \log n)^{1/2} s_n + 4C_1 \|\mathbf{x}\|_\infty^2 \log n \\ &\quad + 2 \times 2^{1/2} \max_{k' \in [K]} \|\mathbf{x}^{(k')}\|_4^2 (n_k s_n \log n)^{1/2} + 4 \|\mathbf{x}\|_\infty^2 \log n \\ &\quad + 2\tilde{\alpha}(\delta) s_n \{ (\|\mathbf{x}\|^2 + \|\mathbf{x}^{(k)}\|^2) n_k s_n \sum_{k_2=1}^K \|\mathbf{x}^{(k_2)}\|_1^2 \log n \}^{1/2} \end{aligned}$$

$$\begin{aligned} &\leq \alpha(\delta)(C_1 + s_n^{1/2})(\|\mathbf{x}\|^2 + \|\mathbf{x}^{(k)}\|^2)^{1/2} \left( \left( \sum_{k_2=1}^K \|\mathbf{x}^{(k_2)}\|_\infty^2 \right)^{1/2} + n^{-1/2} \|\mathbf{x}\| \right) s_n (n_k n)^{1/2} \log n \\ &\quad + 2 \times 2^{1/2} \left( \frac{2 \times 3^{1/2}}{3} C_1 s_n^{1/2} + 1 \right) \max_{k' \in [K]} \|\mathbf{x}^{(k')}\|_4^2 (n_k s_n \log n)^{1/2} + 4(C_1 + 1) \|\mathbf{x}\|_\infty^2 \log n, \end{aligned}$$

with probability at least  $1 - 2K(C_1 n_k + 2C_1 + 2)/n^2$ , where  $\tilde{\alpha}(\delta) = \{2\delta + 2(\delta^2 + 9)^{1/2}\}/3 < \alpha(\delta)/2$ , and the last inequality use the fact that  $\sum_{k_2=1}^K \|\mathbf{x}^{(k_2)}\|_1^2 \leq n \sum_{k_2=1}^K \|\mathbf{x}^{(k_2)}\|_\infty^2$ .  $\square$

### C.3 Proof of Theorem 6

*Proof of Theorem 6.* By the definition of  $\mathbf{H}_k$ , we have

$$\widehat{\beta}_{k,\cdot} - \beta_{k,\cdot}^* = \mathbf{H}_k^{-1} \mathbf{M}_k^\top (\mathbf{M}_k \beta_k^* + \epsilon) - \beta_k^* = \mathbf{H}_k^{-1} \mathbf{M}_k^\top \epsilon, \quad (21)$$

yielding that

$$\mathbb{E}(\widehat{\beta}_{k,\cdot} - \beta_{k,\cdot}^*) = \mathbb{E}_{\mathbf{A}} \left( \mathbb{E}_\epsilon (\widehat{\beta}_{k,\cdot} - \beta_{k,\cdot}^*) | \mathbf{A} \right) = \mathbb{E}_{\mathbf{A}} (\mathbf{H}_k^{-1} \mathbf{M}_k^\top \mathbb{E}_\epsilon(\epsilon)) = \mathbf{0}_K,$$

and we can conclude that  $\widehat{\beta}_{k,\cdot}$  is an unbiased estimator of  $\beta^*$ . Moreover, the estimation error can be expressed as

$$\|\widehat{\beta}_{k,\cdot} - \beta_{k,\cdot}^*\| = \left( \sum_{k'=1}^K \left( (\mathbf{H}_k^{-1} \mathbf{M}_k^\top)_{k',\cdot}^\top \epsilon \right)^2 \right)^{1/2} = \left( \sum_{k'=1}^K \left( \sum_{\psi_j=k'} (\mathbf{H}_k^{-1} \mathbf{M}_k^\top)_{k',j} \epsilon_j \right)^2 \right)^{1/2}.$$

Since  $\epsilon_j$ 's are independent sub-exponential random variables with parameter  $(\sigma_\epsilon^2, b_\epsilon)$ , we have

$\sum_{\psi_j=k'} (\mathbf{H}_k^{-1} \mathbf{M}_k^\top)_{k',j} \epsilon_j$  is a sub-exponential variable with parameter  $(\|(\mathbf{H}_k^{-1} \mathbf{M}_k^\top)_{k',\cdot}\|_\infty^2 \sigma_\epsilon^2, \|\mathbf{H}_k^{-1} \mathbf{M}_k^\top\|_{\max} b_\epsilon)$ . It then follows from Bernstein's inequality that with probability at least

$1 - 2/n^2$

$$\begin{aligned} \left| \sum_{\psi_j=k'} (\mathbf{H}_k^{-1} \mathbf{M}_k^\top)_{k',j} \epsilon_j \right| &\leq \left( 2 \|(\mathbf{H}_k^{-1} \mathbf{M}_k^\top)_{k',\cdot}\|_\infty^2 \sigma_\epsilon^2 \log n^2 \right)^{1/2} + \|\mathbf{H}_k^{-1} \mathbf{M}_k^\top\|_{\max} b_\epsilon \log n^2 \\ &= 2 \|(\mathbf{H}_k^{-1} \mathbf{M}_k^\top)_{k',\cdot}\|_\infty \sigma_\epsilon (\log n)^{1/2} + 2 \|\mathbf{H}_k^{-1} \mathbf{M}_k^\top\|_{\max} b_\epsilon \log n, \end{aligned}$$

for any  $k' \in [K]$ . It then follows from the union bound that with probability at least

$1 - (2K)/n^2$  that

$$\|\widehat{\beta}_{k,\cdot} - \beta_{k,\cdot}^*\| \leq \left( \sum_{k'=1}^K 8 \|(\mathbf{H}_k^{-1} \mathbf{M}_k^\top)_{k',\cdot}\|_\infty^2 \sigma_\epsilon^2 \log n + 8K \|\mathbf{H}_k^{-1} \mathbf{M}_k^\top\|_{\max}^2 b_\epsilon^2 (\log n)^2 \right)^{1/2}$$

$$\begin{aligned}
&\leq 2 \left( 2 \|(\mathbf{H}_k^{-1} \mathbf{M}_k^\top)\|_F^2 \sigma_\epsilon^2 \log n + 2K \| \mathbf{H}_k^{-1} \mathbf{M}_k^\top \|_{\max}^2 b_\epsilon^2 (\log n)^2 \right)^{1/2} \\
&\leq 2 \|(\mathbf{H}_k^{-1} \mathbf{M}_k^\top)\|_F \sigma_\epsilon (2 \log n)^{1/2} + 2 \| \mathbf{H}_k^{-1} \mathbf{M}_k^\top \|_{\max} b_\epsilon (2K)^{1/2} \log n \\
&\leq 2 (2K / \lambda_{\min}(\mathbf{H}_k))^{1/2} (\sigma_\epsilon + b_\epsilon) \log n. \tag{22}
\end{aligned}$$

We next proceed to lower bound the smallest eigenvalue of  $\mathbf{H}_k$ . By Weyl's inequality, we have

$$\lambda_{\min}(\mathbf{H}_k) \geq \lambda_{\min}(\mathbb{E}(\mathbf{H}_k)) - \|\mathbf{H}_k - \mathbb{E}(\mathbf{H}_k)\|.$$

According to the decomposition of  $\mathbf{H}_k$ , we have

$$\lambda_{\min}(\mathbb{E}(\mathbf{H}_k)) = \lambda_{\min}(\mathbb{E}(\mathbf{I}_1 + \mathbf{I}_4)) = \lambda_{\min}(\mathbb{E}(\mathbf{S}_2 + \mathbf{I}_4)) \geq \lambda_{\min}(\mathbb{E}(\mathbf{S}_2)),$$

where the inequality comes from the fact that both  $\mathbb{E}(\mathbf{S}_2)$  and  $\mathbb{E}(\mathbf{I}_4)$  are positive semi-definite matrices. Note that  $\mathbf{S}_2$  is a diagonal matrix and  $\mathbb{E}(\mathbf{S}_2)$  is given in (40). Therefore,

$$\begin{aligned}
&\lambda_{\min}(\mathbb{E}(\mathbf{S}_2)) \\
&= \min \left\{ \min_{k_1 \neq k} \sum_{\psi_i = k_1} \sum_{\psi_j = k} x_i^2 \mathbb{E}(A_{i,j})(1 - \mathbb{E}(A_{i,j})), \sum_{\psi_i = \psi_j = k, i < j} (x_i^2 + x_j^2) \mathbb{E}(A_{i,j})(1 - \mathbb{E}(A_{i,j})) \right\} \\
&= \min \left\{ \min_{k_1 \neq k} B_{k_1, k} (1 - B_{k_1, k}) n_k \|\mathbf{x}^{(k_1)}\|^2, B_{k, k} (1 - B_{k, k}) (n_k - 1) \|\mathbf{x}^{(k)}\|^2 \right\} \\
&\geq \min_{k' \in [K]} B_{k', k} (1 - B_{k', k}) (n_k - 1) \|\mathbf{x}^{(k')}\|^2.
\end{aligned}$$

According to Theorem 3,

$$\begin{aligned}
&\lambda_{\min}(\mathbf{H}_k) \tag{23} \\
&\geq \min_{k' \in [K]} B_{k', k} (1 - B_{k', k}) (n_k - 1) \|\mathbf{x}^{(k')}\|^2 \\
&\quad - \alpha(\delta) (C + s_n^{1/2}) (\|\mathbf{x}\|^2 + \|\mathbf{x}^{(k)}\|^2)^{1/2} \left\{ \left( \sum_{k_2=1}^K \|\mathbf{x}^{(k_2)}\|_\infty^2 \right)^{1/2} + n^{-1/2} \|\mathbf{x}\| \right\} s_n (n_k n)^{1/2} \log n \\
&\quad - 2 \times 2^{1/2} \left( \frac{2 \times 3^{1/2}}{3} C_1 s_n^{1/2} + 1 \right) \max_{k' \in [K]} \|\mathbf{x}^{(k')}\|_4^2 (n_k s_n \log n)^{1/2} + 4(C_1 + 1) \|\mathbf{x}\|_\infty^2 \log n, \tag{24}
\end{aligned}$$

with probability at least  $1 - 2K(Cn_k + 2C + 2)/n^2$ .

Finally, combing (22) and (23), we have

$$\begin{aligned}
& \|\widehat{\boldsymbol{\beta}}_{k,\cdot} - \boldsymbol{\beta}_{k,\cdot}^*\| \\
& \leq \left\{ \min_{k' \in [K]} B_{k',k} (1 - B_{k',k}) (n_k - 1) \|\mathbf{x}^{(k')}\|^2 \right. \\
& \quad \left. - \alpha(\delta) (C_1 + s_n^{1/2}) (\|\mathbf{x}\|^2 + \|\mathbf{x}^{(k)}\|^2)^{1/2} \left\{ \left( \sum_{k_2=1}^K \|\mathbf{x}^{(k_2)}\|_\infty^2 \right)^{1/2} + n^{-1/2} \|\mathbf{x}\| \right\} s_n (n_k n)^{1/2} \log n \right. \\
& \quad \left. - 2 \times 2^{1/2} \left( \frac{2 \times 3^{1/2}}{3} C_1 s_n^{1/2} + 1 \right) \max_{k' \in [K]} \|\mathbf{x}^{(k')}\|_4^2 (n_k s_n \log n)^{1/2} + 4(C_1 + 1) \|\mathbf{x}\|_\infty^2 \log n \right\}^{-1/2} \\
& \quad \times 2(2K)^{1/2} (\sigma_\epsilon + b_\epsilon) \log n,
\end{aligned}$$

with probability at least  $1 - 2K(Cn_k + 2C + 3)/n^2$ . This completes the proof of Theorem 6.  $\square$

## C.4 Proof of Theorem 8

*Proof of Theorem 8.* Recall that  $\widehat{\boldsymbol{\beta}}_{k,\cdot} = \mathbf{H}_k^{-1} \mathbf{M}_k^\top \mathbf{y}$  and  $\mathbf{y} = \sum_{k'=1}^K \mathbf{M}_{k'} \boldsymbol{\beta}_{k',\cdot}^* + \boldsymbol{\epsilon}$ . Any estimator of  $\boldsymbol{\beta}_{k,\cdot}^*$ , that is linear in  $\mathbf{y}$  takes the form  $\bar{\boldsymbol{\beta}}_k = \widehat{\boldsymbol{\beta}}_{k,\cdot} + \widetilde{\mathbf{M}} \mathbf{y} = (\mathbf{H}_k^{-1} \mathbf{M}_k^\top + \widetilde{\mathbf{M}}) \mathbf{y}$ , for  $\widetilde{\mathbf{M}} \in \mathbb{R}^{K \times n}$ . The unbiased property of  $\widehat{\boldsymbol{\beta}}_{k,\cdot}$  and  $\bar{\boldsymbol{\beta}}_k$ , together with the zero-mean assumption of  $\boldsymbol{\epsilon}$ , implies that

$$\mathbb{E}(\bar{\boldsymbol{\beta}}_k) = \boldsymbol{\beta}_{k,\cdot}^* + \sum_{k'=1}^K \widetilde{\mathbf{M}} \mathbf{M}_{k'} \boldsymbol{\beta}_{k',\cdot}^* = \boldsymbol{\beta}_{k,\cdot}^*,$$

where the expectation is taken with respect to  $\mathbf{y}$ , leading to  $\sum_{k'=1}^K \widetilde{\mathbf{M}} \mathbf{M}_{k'} \boldsymbol{\beta}_{k',\cdot}^* = \mathbf{0}$ . Since  $\boldsymbol{\beta}^*$  is unknown and could be arbitrary, we have  $\widetilde{\mathbf{M}} \mathbf{M}_{k'} = \mathbf{0}$ , for any  $k' \in [K]$ .

Under the assumption that the variance of  $\epsilon_i$ 's are the same within community  $k$ , denoted by  $\sigma_k^2$ , we can decomposed the covariance matrix of  $\bar{\boldsymbol{\beta}}_{k,\cdot}$  as

$$\begin{aligned}
\text{Var}(\bar{\boldsymbol{\beta}}_k) &= \text{Var}(\widehat{\boldsymbol{\beta}}_{k,\cdot}) + \sigma_k^2 \mathbf{H}_k^{-1} \mathbf{M}_k^\top \widetilde{\mathbf{M}}^\top + \sigma_k^2 \widetilde{\mathbf{M}} \mathbf{M}_k \mathbf{H}_k^{-1} + \sigma_k^2 \widetilde{\mathbf{M}} \widetilde{\mathbf{M}}^\top \\
&= \text{Var}(\widehat{\boldsymbol{\beta}}_{k,\cdot}) + \sigma_k^2 \widetilde{\mathbf{M}} \widetilde{\mathbf{M}}^\top
\end{aligned}$$

where the first equality follows from the fact that the  $i$ -th row of  $\mathbf{M}_k$  is  $\mathbf{0}$  if  $\psi_i \neq k$ , and the second one follows from  $\widetilde{\mathbf{M}} \mathbf{M}_k = \mathbf{0}$ . Finally, since  $\sigma_k^2 \widetilde{\mathbf{M}} \widetilde{\mathbf{M}}^\top$  is positive semi-definite, we

conclude that

$$\text{Var}(\widehat{\boldsymbol{\beta}}_{k,\cdot}) \preceq \text{Var}(\bar{\boldsymbol{\beta}}_k).$$

□

## C.5 Proof of Theorem 9

*Proof of Theorem 9.* We split the proof into two parts.

**Part (1) The lower bound.** For any  $\lambda > 0$ , define the ridge regression estimator for the  $k$ th sub-problem as

$$\widehat{\boldsymbol{\beta}}_{k,\lambda} = \arg \min_{\boldsymbol{\beta} \in \mathbb{R}^K} \left\{ \frac{1}{n_k} \|\mathbf{y} * \mathbf{Z}_{\cdot,k} - \mathbf{M}_k \boldsymbol{\beta}_{k,\cdot}\|_2^2 + \lambda \|\boldsymbol{\beta}\|^2 \right\} = \frac{1}{n_k} \left( \frac{1}{n_k} \mathbf{H}_k + \lambda \mathbf{I} \right)^{-1} \mathbf{M}_k^\top (\mathbf{y} * \mathbf{Z}_{\cdot,k}).$$

Note that

$$\mathbf{y} * \mathbf{Z}_{\cdot,k} = (\mathbf{M}_{k,\cdot} \boldsymbol{\beta}_{k,\cdot}^* + \boldsymbol{\epsilon}) * \mathbf{Z}_{\cdot,k} = \mathbf{M}_{k,\cdot} \boldsymbol{\beta}_{k,\cdot}^* * \mathbf{Z}_{\cdot,k} + \boldsymbol{\epsilon} * \mathbf{Z}_{\cdot,k} = \mathbf{M}_{k,\cdot} \boldsymbol{\beta}_{k,\cdot}^* + \boldsymbol{\epsilon} * \mathbf{Z}_{\cdot,k},$$

where the last equality follows from the fact that the  $i$ th row of  $\mathbf{M}_{k,\cdot}$  is  $\mathbf{0}$  if  $\psi_i \neq k$ . Moreover,

$$\mathbf{M}_{k,\cdot}^\top (\mathbf{y} * \mathbf{Z}_{\cdot,k}) = \mathbf{H}_k \boldsymbol{\beta}_{k,\cdot}^* + \mathbf{M}_{k,\cdot}^\top \boldsymbol{\epsilon}.$$

As such,

$$\begin{aligned} \mathbb{E} \left( \mathcal{E}(\widehat{\boldsymbol{\beta}}_{k,\lambda}) \right) &= \mathbb{E} \left( \left\| \frac{1}{n_k} \left( \frac{1}{n_k} \mathbf{H}_k + \lambda \mathbf{I} \right)^{-1} (\mathbf{H}_k \boldsymbol{\beta}_{k,\cdot}^* + \mathbf{M}_{k,\cdot}^\top \boldsymbol{\epsilon}) - \boldsymbol{\beta}_{k,\cdot}^* \right\|_{\boldsymbol{\Sigma}}^2 \right) \\ &= \mathbb{E} \left( \left\| \frac{1}{n_k} \left( \frac{1}{n_k} \mathbf{H}_k + \lambda \mathbf{I} \right)^{-1} \mathbf{M}_{k,\cdot}^\top \boldsymbol{\epsilon} - \lambda \left( \frac{1}{n_k} \mathbf{H}_k + \lambda \mathbf{I} \right)^{-1} \boldsymbol{\beta}_{k,\cdot}^* \right\|_{\boldsymbol{\Sigma}}^2 \right) \\ &= \mathbb{E} \left( \mathbb{E} \left( \left\| \frac{1}{n_k} \mathbf{M}_{k,\cdot}^\top \boldsymbol{\epsilon} - \lambda \boldsymbol{\beta}_{k,\cdot}^* \right\|_{\left( \frac{1}{n_k} \mathbf{H}_k + \lambda \mathbf{I} \right)^{-1} \boldsymbol{\Sigma} \left( \frac{1}{n_k} \mathbf{H}_k + \lambda \mathbf{I} \right)^{-1}} \right)^2 \middle| \mathbf{M}_{k,\cdot} \right) \right) \\ &= \lambda^2 \mathbb{E} (\|\boldsymbol{\beta}_{k,\cdot}^*\|_{\mathbf{S}}^2) + \frac{1}{n_k^2} \sum_{\psi_i=k} \text{Var}(\epsilon_i) \mathbb{E} (\|(\mathbf{M}_{k,\cdot})_{i,\cdot}\|_{\mathbf{S}}^2), \end{aligned} \quad (25)$$

where  $\mathbf{S} = (n_k^{-1} \mathbf{H}_k + \lambda \mathbf{I})^{-1} \boldsymbol{\Sigma} (n_k^{-1} \mathbf{H}_k + \lambda \mathbf{I})^{-1}$ , and the last equality can be obtained by expanding.

Let

$$\mathcal{P}_{k,\text{Gauss}}(P_X, P_{\mathbf{A}}, \sigma_{\max}) = \{P_{X,\mathbf{A},Y} : \mathbf{x} \sim P_X, \mathbf{A} \sim P_{\mathbf{A}}, \boldsymbol{\beta}_{k,\cdot}^* \in \mathbb{R}^K, \boldsymbol{\epsilon} \sim \mathcal{N}(\mathbf{0}, \sigma_{\max}^2 \mathbf{I})\},$$

Since  $\mathcal{P}_{k,\text{Gauss}}(P_X, P_{\mathbf{A}}, \boldsymbol{\sigma}^2) \subset \mathcal{P}_k(P_X, P_{\mathbf{A}}, \boldsymbol{\sigma}^2)$ , we have

$$\inf_{\widehat{\boldsymbol{\beta}}_{k,\cdot}, \boldsymbol{\beta}_{k,\cdot}^* \in \mathcal{P}_k(P_X, P_{\mathbf{A}}, \boldsymbol{\sigma}^2)} \sup \mathbb{E} \left( \mathcal{E}(\widehat{\boldsymbol{\beta}}_{k,\cdot}) \right) \geq \inf_{\widehat{\boldsymbol{\beta}}_{k,\cdot}, \boldsymbol{\beta}_{k,\cdot}^* \in \mathcal{P}_{k,\text{Gauss}}(P_X, P_{\mathbf{A}}, \boldsymbol{\sigma}^2)} \sup \mathbb{E} \left( \mathcal{E}(\widehat{\boldsymbol{\beta}}_{k,\cdot}) \right).$$

It thus suffices to derive a lower bound for the minimax risk over  $\mathcal{P}_{k,\text{Gauss}}$ .

Under the distribution family  $\mathcal{P}_{k,\text{Gauss}}$ , we have  $\text{Var}(\epsilon_i) = \sigma_{\max}^2$ . Consider a prior of  $\boldsymbol{\beta}_{k,\cdot}^*$ ,

$Q_\lambda = \mathcal{N}(\mathbf{0}_K, \sigma_{\max}^2 / (\lambda n_k) \mathbf{I}_K)$ , the posterior reads

$$\begin{aligned} & \prod_{\psi_i=k} \frac{1}{(2\pi)^{1/2} \sigma_{\max}} \exp \left\{ -\frac{(y_i - (\mathbf{M}_k)_{i,\cdot}^\top \boldsymbol{\beta}_{k,\cdot}^*)^2}{2\sigma_{\max}^2} \right\} \times \left( \frac{\lambda n_k}{2\pi \sigma_{\max}^2} \right)^{K/2} \exp \left\{ -\frac{\lambda n_k (\boldsymbol{\beta}_{k,\cdot}^*)^\top \boldsymbol{\beta}_{k,\cdot}^*}{2\sigma_{\max}^2} \right\} \\ & \propto \exp \left\{ -\frac{1}{2\sigma_{\max}^2} \left[ \sum_{\psi_i=k} (y_i - (\mathbf{M}_k)_{i,\cdot}^\top \boldsymbol{\beta}_{k,\cdot}^*)^2 + \lambda n_k (\boldsymbol{\beta}_{k,\cdot}^*)^\top \boldsymbol{\beta}_{k,\cdot}^* \right] \right\} \\ & \propto \exp \left\{ -\frac{1}{2\sigma_{\max}^2} [(\boldsymbol{\beta}_{k,\cdot}^*)^\top (\mathbf{H}_k + \lambda n_k \mathbf{I}) \boldsymbol{\beta}_{k,\cdot}^* - 2\mathbf{y}^\top \mathbf{M}_k \boldsymbol{\beta}_{k,\cdot}^*] \right\} \\ & \propto \exp \left\{ -\frac{1}{2\sigma_{\max}^2} [(\boldsymbol{\beta}_{k,\cdot}^* - \widehat{\boldsymbol{\beta}}_{k,\lambda})^\top (\mathbf{H}_k + \lambda n_k \mathbf{I}) (\boldsymbol{\beta}_{k,\cdot}^* - \widehat{\boldsymbol{\beta}}_{k,\lambda})] \right\}. \end{aligned}$$

Herein, the proportion notation  $\propto$  drops some factors that do not depend on  $\boldsymbol{\beta}_{k,\cdot}^*$ . This shows

that the posterior of  $\boldsymbol{\beta}_{k,\cdot}^*$  follows  $\mathcal{N}(\widehat{\boldsymbol{\beta}}_{k,\lambda}, \sigma_{\max}^2 (\mathbf{H}_k + \lambda n_k \mathbf{I})^{-1})$ . Therefore, maximizing the posterior likelihood yields that  $\widehat{\boldsymbol{\beta}}_{k,\cdot}^* = \widehat{\boldsymbol{\beta}}_{k,\lambda}$ , leading to

$$\inf_{\widehat{\boldsymbol{\beta}}_{k,\cdot}, \boldsymbol{\beta}_{k,\cdot}^* \in \mathcal{P}_{k,\text{Gauss}}(P_X, P_{\mathbf{A}}, \boldsymbol{\sigma}^2)} \sup \mathbb{E} \left( \mathcal{E}(\widehat{\boldsymbol{\beta}}_{k,\cdot}) \right) \geq \inf_{\widehat{\boldsymbol{\beta}}_{k,\cdot}} \mathbb{E}_{\boldsymbol{\beta}_{k,\cdot}^* \sim Q_\lambda} \mathbb{E} \left( \mathcal{E}(\widehat{\boldsymbol{\beta}}_{k,\cdot}) \right) \geq \mathbb{E}_{\boldsymbol{\beta}_{k,\cdot}^* \sim Q_\lambda} \mathbb{E} \left( \mathcal{E}(\widehat{\boldsymbol{\beta}}_{k,\lambda}) \right).$$

Moreover, by Fubini's theorem,

$$\begin{aligned} & \mathbb{E}_{\boldsymbol{\beta}_{k,\cdot}^* \sim Q_\lambda} \mathbb{E} \left( \mathcal{E}(\widehat{\boldsymbol{\beta}}_{k,\lambda}) \right) \\ & = \mathbb{E}_{\boldsymbol{\beta}_{k,\cdot}^* \sim Q_\lambda} \left( \lambda^2 \mathbb{E} (\|\boldsymbol{\beta}_{k,\cdot}^*\|_{\mathbf{S}}^2) + \frac{1}{n_k^2} \sum_{\psi_i=k} \text{Var}(\epsilon_i) \mathbb{E} (\|(\mathbf{M}_{k,\cdot})_{i,\cdot}\|_{\mathbf{S}}^2) \right) \\ & = \lambda^2 \mathbb{E} \left( \mathbb{E}_{\boldsymbol{\beta}_{k,\cdot}^* \sim Q_\lambda} [\|\boldsymbol{\beta}_{k,\cdot}^*\|_{\mathbf{S}}^2] \right) + \frac{\sigma_{\max}^2}{n_k^2} \sum_{\psi_i=k} \mathbb{E} (\|(\mathbf{M}_{k,\cdot})_{i,\cdot}\|_{\mathbf{S}}^2) \\ & = \lambda^2 \mathbb{E} \left( \mathbb{E}_{\boldsymbol{\beta}_{k,\cdot}^* \sim Q_\lambda} (\text{tr} (\boldsymbol{\beta}_{k,\cdot}^* (\boldsymbol{\beta}_{k,\cdot}^*)^\top \mathbf{S})) \right) + \frac{\sigma_{\max}^2}{n_k^2} \mathbb{E} \left( \text{tr} \left( \sum_{\psi_i=k} (\mathbf{M}_{k,\cdot})_{i,\cdot} (\mathbf{M}_{k,\cdot})_{i,\cdot}^\top \mathbf{S} \right) \right) \end{aligned}$$

$$\begin{aligned}
&= \lambda^2 \mathbb{E} \left( \frac{\sigma_{\max}^2}{\lambda n_k} \text{tr}(\mathbf{S}) \right) + \frac{\sigma_{\max}^2}{n_k^2} \mathbb{E} \left( \text{tr}(\mathbf{H}_k \mathbf{S}) \right) \\
&= \frac{\sigma_{\max}^2}{n_k} \mathbb{E} \left( \text{tr} \left( \left( \frac{1}{n_k} \mathbf{H}_k + \lambda \mathbf{I} \right) \mathbf{S} \right) \right) \\
&= \frac{\sigma_{\max}^2}{n_k} \text{tr} \left( \Sigma \mathbb{E} \left( \left( \frac{1}{n_k} \mathbf{H}_k + \lambda \mathbf{I} \right)^{-1} \right) \right).
\end{aligned}$$

Finally, since the function  $\lambda \mapsto \text{tr} \left( \Sigma \mathbb{E} \left( \left( \frac{1}{n_k} \mathbf{H}_k + \lambda \mathbf{I} \right)^{-1} \right) \right)$  is positive and decreasing in  $\lambda$ , the monotone convergence theorem yields that

$$\lim_{\lambda \rightarrow 0} \mathbb{E}_{\beta_{k,\cdot}^* \sim Q_\lambda} \mathbb{E} \left( \mathcal{E}(\widehat{\beta}_{k,\lambda}) \right) = \sigma_{\max}^2 \text{tr} \left( \Sigma \mathbb{E}(\mathbf{H}_k^{-1}) \right).$$

Joining the pieces together, we conclude that

$$\inf_{\widehat{\beta}_{k,\cdot}, \beta_{k,\cdot}^* \in \mathcal{P}_k(P_X, P_A, \sigma^2)} \sup_{\beta_{k,\cdot}^* \in \mathcal{P}_k(P_X, P_A, \sigma^2)} \mathbb{E} \left( \mathcal{E}(\widehat{\beta}_{k,\cdot}) \right) \geq \sigma_{\max}^2 \text{tr} \left( \Sigma \mathbb{E}(\mathbf{H}_k^{-1}) \right).$$

**Part (2) The upper bound.** Taking  $\lambda = 0$  in the decomposition (25), we have

$$\mathbb{E} \left( \mathcal{E}(\widehat{\beta}_{k,\lambda}) \right) \leq \frac{1}{n_k^2} \sum_{\psi_i=k} \text{Var}(\epsilon_i) \mathbb{E} \left( \|\mathbf{M}_{k,\cdot}\|_{i,\cdot}^2 \right) \leq \sigma_{\max}^2 \text{tr} \left( \Sigma \mathbb{E}(\mathbf{H}_k^{-1}) \right)$$

Combining the lower bound in Part (1) yields the desired result. □

## D Proof of supporting lemmas

### D.1 Proof of Lemma 10

**Lemma 10** (Bounding  $\widetilde{\mathbf{I}}_1$ ). *Under the same assumptions as in Theorem 6 with  $\widetilde{\mathbf{I}}_1$  defined in (18), it holds that*

$$\|\widetilde{\mathbf{I}}_1\| \leq \alpha(\delta) (\|\mathbf{x}\|^2 + \|\mathbf{x}^{(k)}\|^2)^{1/2} \left\{ \left( \sum_{k_2=1}^K \|\mathbf{x}^{(k_2)}\|_\infty^2 \right)^{1/2} + n^{-1/2} \|\mathbf{x}\| \right\} s_n (n_k n)^{1/2} \log n.$$

with probability at least  $1 - 2K(n_k + 1)/n^2$ , where  $\mathbf{x}^{(k')} = \mathbf{Z}_{\cdot, k'} * \mathbf{x}$  for any  $k' \in [K]$  and  $\alpha(\delta) = \{8\delta + 4(4\delta^2 + 9)^{1/2}\}/3$ .

*Proof of Lemma 10.* The idea of the proof is to employ the matrix Bernstein inequality for  $\tilde{\mathbf{I}}_1$  conditioned on  $\tilde{\mathbf{A}}$ . To do this, we divide the proof into several steps.

**Step 1. Decomposition of  $\tilde{\mathbf{I}}_1$ .** Given  $\tilde{\mathbf{A}}$ , we rewrite  $\tilde{\mathbf{I}}_1$  into the summation of a series of centered independent random matrices. Specifically,

$$\begin{aligned}
\tilde{\mathbf{I}}_1 &= \sum_{k_1=1}^K \sum_{k_2=1}^K \sum_{\psi_i=k_1} \sum_{\psi_{i'}=k_2} \sum_{\psi_j=k} x_i x_{i'} (\mathbf{A} - \mathbb{E}(\mathbf{A}))_{i,j} (\tilde{\mathbf{A}} - \mathbb{E}(\mathbf{A}))_{i',j} \mathbf{e}_{k_1} \mathbf{e}_{k_2}^\top \\
&= \sum_{k_1=1, k_1 \neq k}^K \sum_{\psi_i=k_1} \sum_{\psi_j=k} (\mathbf{A} - \mathbb{E}(\mathbf{A}))_{i,j} \sum_{k_2=1}^K \sum_{\psi_{i'}=k_2} x_i x_{i'} (\tilde{\mathbf{A}} - \mathbb{E}(\mathbf{A}))_{i',j} \mathbf{e}_{k_1} \mathbf{e}_{k_2}^\top \\
&\quad + \sum_{\psi_i=\psi_j=k, i < j} (\mathbf{A} - \mathbb{E}(\mathbf{A}))_{i,j} \sum_{k_2=1}^K \sum_{\psi_{i'}=k_2} \left[ x_i x_{i'} (\tilde{\mathbf{A}} - \mathbb{E}(\mathbf{A}))_{i',j} + x_j x_{i'} (\tilde{\mathbf{A}} - \mathbb{E}(\mathbf{A}))_{i',i} \right] \mathbf{e}_k \mathbf{e}_{k_2}^\top \\
&:= \sum_{k_1=1, k_1 \neq k}^K \sum_{\psi_i=k_1} \sum_{\psi_j=k} \mathbf{Y}_{k_1, i, j} + \sum_{\psi_i=\psi_j=k, i < j} \mathbf{Y}_{k, i, j},
\end{aligned}$$

where

$$\begin{aligned}
\mathbf{Y}_{k_1, i, j} &= (\mathbf{A} - \mathbb{E}(\mathbf{A}))_{i,j} \sum_{k_2=1}^K \sum_{\psi_{i'}=k_2} x_i x_{i'} (\tilde{\mathbf{A}} - \mathbb{E}(\mathbf{A}))_{i',j} \mathbf{e}_{k_1} \mathbf{e}_{k_2}^\top, \text{ for } k_1 \neq k, \text{ and} \\
\mathbf{Y}_{k, i, j} &= (\mathbf{A} - \mathbb{E}(\mathbf{A}))_{i,j} \sum_{k_2=1}^K \sum_{\psi_{i'}=k_2} \left[ x_i x_{i'} (\tilde{\mathbf{A}} - \mathbb{E}(\mathbf{A}))_{i',j} + x_j x_{i'} (\tilde{\mathbf{A}} - \mathbb{E}(\mathbf{A}))_{i',i} \right] \mathbf{e}_k \mathbf{e}_{k_2}^\top.
\end{aligned}$$

Clearly,  $\Delta_k = \{\mathbf{Y}_{k_1, i, j} : \psi_i = k_1, \psi_j = k, k_1 \neq k\} \cup \{\mathbf{Y}_{k, i, j} : \psi_i = \psi_j = k, i < j\}$  is a set of zero-mean independent random matrices given  $\tilde{\mathbf{A}}$ .

**Step 2. Uniform bound of spectral norms.** We provide a uniform upper bound for the spectral norms of the matrices in the set  $\Delta$ . For  $k_1 \neq k$ ,

$$\begin{aligned}
\|\mathbf{Y}_{k_1, i, j}\| &= |(\mathbf{A} - \mathbb{E}(\mathbf{A}))_{i,j}| \left\| \sum_{k_2=1}^K \sum_{\psi_{i'}=k_2} x_i x_{i'} (\tilde{\mathbf{A}} - \mathbb{E}(\mathbf{A}))_{i',j} \mathbf{e}_{k_1} \mathbf{e}_{k_2}^\top \right\| \\
&\leq \|\mathbf{x}\|_\infty \left\{ \sum_{k_2=1}^K \left( \sum_{\psi_{i'}=k_2} x_{i'} (\tilde{\mathbf{A}} - \mathbb{E}(\mathbf{A}))_{i',j} \right)^2 \right\}^{1/2}.
\end{aligned}$$

Note that  $\sum_{\psi_{i'}=k_2} x_{i'} (\tilde{\mathbf{A}} - \mathbb{E}(\mathbf{A}))_{i',j}$  is a summation of  $n_{k_2}$  independent sub-exponential random variables with parameters  $\{(x_{i'}^2 s_n, |x_{i'}|) : \psi_{i'} = k_2\}$ . Thus,  $\sum_{\psi_{i'}=k_2} x_{i'} (\tilde{\mathbf{A}} - \mathbb{E}(\mathbf{A}))_{i',j}$



is sub-exponential with parameter  $(\sum_{\psi_{i'}=k_2} x_{i'}^2 s_n, \|\mathbf{x}^{(k_2)}\|_\infty)$ . Herein, we can safely regard 0 as a  $(x_{i'}^2 s_n, |x_{i'}|)$ -sub-exponential random variable in case  $i' = j$ . By the conventional Bernstein inequality, we have

$$\mathbb{P} \left( \left| \sum_{\psi_{i'}=k_2} x_{i'} (\tilde{\mathbf{A}} - \mathbb{E}(\mathbf{A}))_{i',j} \right| > (2\|\mathbf{x}^{(k_2)}\|^2 s_n \log n^2)^{1/2} + \|\mathbf{x}^{(k_2)}\|_\infty \log n^2 \right) \leq \frac{2}{n^2},$$

Together with the assumption that  $s_n \geq \log n/n$ , we have, with probability at least  $1 - 2/n^2$ ,

$$\begin{aligned} \left| \sum_{\psi_{i'}=k_2} x_{i'} (\tilde{\mathbf{A}} - \mathbb{E}(\mathbf{A}))_{i',j} \right| &\leq (2\|\mathbf{x}^{(k_2)}\|^2 s_n \log n^2)^{1/2} + \|\mathbf{x}^{(k_2)}\|_\infty \log n^2 \\ &\leq 2 (\|\mathbf{x}^{(k_2)}\|_\infty + n^{-1/2} \|\mathbf{x}^{(k_2)}\|) (n s_n \log n)^{1/2}, \end{aligned} \quad (26)$$

for any given  $j$  such that  $\psi_j = k$  and  $k_2 \in [K]$ . Furthermore, according to the union bound, we have (26) holds simultaneously for all  $j$  such that  $\psi_j = k$  and  $k_2 \in [K]$ , with probability at least  $1 - 2Kn_k/n^2$ . We denote this union event as  $E_1$ . As such,  $E_1$  holds with probability at least  $1 - 2Kn_k/n^2$ . This leads to

$$\begin{aligned} \|\mathbf{Y}_{k_1,i,j}\| &\leq 2\|\mathbf{x}\|_\infty \left\{ n s_n \log n \left( \sum_{k_2=1}^K \|\mathbf{x}^{(k_2)}\|_\infty^2 + 2n^{-1/2} \sum_{k_2=1}^K \|\mathbf{x}^{(k_2)}\|_\infty \|\mathbf{x}^{(k_2)}\| + \frac{\|\mathbf{x}\|^2}{n} \right) \right\}^{1/2} \\ &\leq 2\|\mathbf{x}\|_\infty \left\{ \left( \sum_{k_2=1}^K \|\mathbf{x}^{(k_2)}\|_\infty^2 \right)^{1/2} + n^{-1/2} \|\mathbf{x}\| \right\} (n s_n \log n)^{1/2}, \end{aligned}$$

under the event  $E_1$ . In addition, for any  $i < j$  such that  $\psi_i = \psi_j = k$ , we have

$$\begin{aligned} \|\mathbf{Y}_{k,i,j}\| &= \|(\mathbf{A} - \mathbb{E}(\mathbf{A}))_{i,j}\| \left\| \sum_{k_2=1}^K \sum_{\psi_{i'}=k_2} \left[ x_i x_{i'} (\tilde{\mathbf{A}} - \mathbb{E}(\mathbf{A}))_{i',j} + x_j x_{i'} (\tilde{\mathbf{A}} - \mathbb{E}(\mathbf{A}))_{i',i} \right] \mathbf{e}_k \mathbf{e}_{k_2}^\top \right\| \\ &\leq \left[ \sum_{k_2=1}^K \left\{ \sum_{\psi_{i'}=k_2} \left( x_i x_{i'} (\tilde{\mathbf{A}} - \mathbb{E}(\mathbf{A}))_{i',j} + x_j x_{i'} (\tilde{\mathbf{A}} - \mathbb{E}(\mathbf{A}))_{i',i} \right) \right\}^2 \right]^{1/2} \\ &\leq \|\mathbf{x}\|_\infty \left[ 2 \sum_{k_2=1}^K \left\{ \left( \sum_{\psi_{i'}=k_2} x_{i'} (\tilde{\mathbf{A}} - \mathbb{E}(\mathbf{A}))_{i',j} \right)^2 + \left( \sum_{\psi_{i'}=k_2} x_{i'} (\tilde{\mathbf{A}} - \mathbb{E}(\mathbf{A}))_{i',i} \right)^2 \right\} \right]^{1/2} \\ &\leq 4\|\mathbf{x}\|_\infty \left\{ \left( \sum_{k_2=1}^K \|\mathbf{x}^{(k_2)}\|_\infty^2 \right)^{1/2} + n^{-1/2} \|\mathbf{x}\| \right\} (n s_n \log n)^{1/2}, \end{aligned}$$

where the last inequality holds under the event  $E_1$ . As such, define

$$R_{\Delta} = 4\|\mathbf{x}\|_{\infty} \left\{ \left( \sum_{k_2=1}^K \|\mathbf{x}^{(k_2)}\|_{\infty}^2 \right)^{1/2} + n^{-1/2}\|\mathbf{x}\| \right\} (ns_n \log n)^{1/2}, \quad (27)$$

which can serve as a uniform upper bound for the spectral norms of the matrices in  $\Delta$ , under the event  $E_1$ .

**Step 3. The second moment bound.** We now turn to derive an upper bound for the summation of the second-order moments for the matrices in  $\Delta$ . Under  $E_1$ , we have, for  $k_1 \neq k$ ,

$$\begin{aligned} & \mathbb{E}(\mathbf{Y}_{k_1,i,j} \mathbf{Y}_{k_1,i,j}^{\top}) \\ &= \mathbb{E}((\mathbf{A} - \mathbb{E}(\mathbf{A}))_{i,j}^2) \sum_{k_2=1}^K \sum_{\psi_{i'}=k_2} \sum_{\psi_{i''}=k_2} x_i^2 x_{i'} x_{i''} (\tilde{\mathbf{A}} - \mathbb{E}(\mathbf{A}))_{i',j} (\tilde{\mathbf{A}} - \mathbb{E}(\mathbf{A}))_{i'',j} \mathbf{e}_{k_1} \mathbf{e}_{k_1}^{\top} \\ &\preceq s_n x_i^2 \sum_{k_2=1}^K \left( \sum_{\psi_{i'}=k_2} x_{i'} (\tilde{\mathbf{A}} - \mathbb{E}(\mathbf{A}))_{i',j} \right)^2 \mathbf{e}_{k_1} \mathbf{e}_{k_1}^{\top} \\ &\preceq 4x_i^2 \left\{ \left( \sum_{k_2=1}^K \|\mathbf{x}^{(k_2)}\|_{\infty}^2 \right)^{1/2} + n^{-1/2}\|\mathbf{x}\| \right\}^2 n s_n^2 \log n \mathbf{e}_{k_1} \mathbf{e}_{k_1}^{\top}. \end{aligned}$$

Herein, the partial order  $\mathbf{M}_1 \preceq \mathbf{M}_2$  for two positive semi-definite matrices  $\mathbf{M}_1$  and  $\mathbf{M}_2$  means that  $\mathbf{M}_2 - \mathbf{M}_1$  is positive semi-definite. It then follows that

$$\begin{aligned} & \sum_{k_1 \neq k} \sum_{\psi_i=k_1} \sum_{\psi_j=k} \mathbb{E}(\mathbf{Y}_{k_1,i,j} \mathbf{Y}_{k_1,i,j}^{\top}) \preceq 4 \left\{ \left( \sum_{k_2=1}^K \|\mathbf{x}^{(k_2)}\|_{\infty}^2 \right)^{1/2} + n^{-1/2}\|\mathbf{x}\| \right\}^2 n_k n s_n^2 \log n \sum_{k_1 \neq k} \|\mathbf{x}^{(k_1)}\|^2 \mathbf{e}_{k_1} \mathbf{e}_{k_1}^{\top} \\ & \preceq 4 \left\{ \left( \sum_{k_2=1}^K \|\mathbf{x}^{(k_2)}\|_{\infty}^2 \right)^{1/2} + n^{-1/2}\|\mathbf{x}\| \right\}^2 \max_{k' \in [K] \setminus \{k\}} \|\mathbf{x}^{(k')}\|^2 n_k n s_n^2 \log n \sum_{k_1 \neq k} \mathbf{e}_{k_1} \mathbf{e}_{k_1}^{\top}. \quad (28) \end{aligned}$$

In addition, for any  $i < j$  such that  $\psi_i = \psi_j = k$ , we have

$$\begin{aligned} & \mathbb{E}(\mathbf{Y}_{k,i,j} \mathbf{Y}_{k,i,j}^{\top}) \\ & \preceq 2s_n \sum_{k_2=1}^K \left[ x_i^2 \left\{ \sum_{\psi_{i'}=k_2} x_{i'} (\tilde{\mathbf{A}} - \mathbb{E}(\mathbf{A}))_{i',j} \right\}^2 + x_j^2 \left\{ \sum_{\psi_{i'}=k_2} x_{i'} (\tilde{\mathbf{A}} - \mathbb{E}(\mathbf{A}))_{i',i} \right\}^2 \right] \mathbf{e}_k \mathbf{e}_k^{\top} \end{aligned}$$

$$\preceq 8(x_i^2 + x_j^2) \left\{ \left( \sum_{k_2=1}^K \|\mathbf{x}^{(k_2)}\|_\infty^2 \right)^{1/2} + n^{-1/2} \|\mathbf{x}\| \right\}^2 n s_n^2 \log n \cdot \mathbf{e}_k \mathbf{e}_k^\top.$$

Taking the summation for all  $i < j$ , we have

$$\begin{aligned} & \sum_{\psi_i=\psi_j=k, i<j} \mathbb{E}(\mathbf{Y}_{k,i,j} \mathbf{Y}_{k,i,j}^\top) \\ & \leq 8 \left\{ \left( \sum_{k_2=1}^K \|\mathbf{x}^{(k_2)}\|_\infty^2 \right)^{1/2} + n^{-1/2} \|\mathbf{x}\| \right\}^2 (n_k - 1) \|\mathbf{x}^{(k)}\|^2 n s_n^2 \log n \cdot \mathbf{e}_k \mathbf{e}_k^\top. \end{aligned} \quad (30)$$

Combing (29) and (30) yields that

$$\begin{aligned} & \left\| \sum_{k_1 \neq k} \sum_{\psi_i=k_1} \sum_{\psi_j=k} \mathbb{E}(\mathbf{Y}_{k_1,i,j} \mathbf{Y}_{k_1,i,j}^\top) + \sum_{\psi_i=\psi_j=k, i<j} \mathbb{E}(\mathbf{Y}_{k,i,j} \mathbf{Y}_{k,i,j}^\top) \right\| \\ & \leq 4 \left\{ \left( \sum_{k_2=1}^K \|\mathbf{x}^{(k_2)}\|_\infty^2 \right)^{1/2} + n^{-1/2} \|\mathbf{x}\| \right\}^2 \max \left\{ \max_{k' \in [K] \setminus \{k\}} \|\mathbf{x}^{(k')}\|^2, 2 \|\mathbf{x}^{(k)}\|^2 \right\} n_k n s_n^2 \log n. \end{aligned} \quad (31)$$

Similarly, for  $k_1 \neq k$ , we have

$$\begin{aligned} & \mathbb{E}(\mathbf{Y}_{k_1,i,j}^\top \mathbf{Y}_{k_1,i,j}) \\ & \preceq s_n x_i^2 \sum_{k_2=1}^K \sum_{k'_2=1}^K \left| \sum_{\psi_{i'}=k_2} x_{i'} (\tilde{\mathbf{A}} - \mathbb{E}(\mathbf{A}))_{i',j} \right| \cdot \left| \sum_{\psi_{i''}=k'_2} x_{i''} (\tilde{\mathbf{A}} - \mathbb{E}(\mathbf{A}))_{i'',j} \right| \mathbf{e}_{k_2} \mathbf{e}_{k'_2}^\top \\ & \preceq 4x_i^2 n s_n^2 \log n \sum_{k_2=1}^K \sum_{k'_2=1}^K (\|\mathbf{x}^{(k_2)}\|_\infty + n^{-1/2} \|\mathbf{x}^{(k_2)}\|) (\|\mathbf{x}^{(k'_2)}\|_\infty + n^{-1/2} \|\mathbf{x}^{(k'_2)}\|) \mathbf{e}_{k_2} \mathbf{e}_{k'_2}^\top, \end{aligned}$$

which leads to

$$\begin{aligned} & \sum_{k_1 \neq k} \sum_{\psi_i=k_1} \sum_{\psi_j=k} \mathbb{E}(\mathbf{Y}_{k_1,i,j}^\top \mathbf{Y}_{k_1,i,j}) \\ & \preceq 4(\|\mathbf{x}\|^2 - \|\mathbf{x}^{(k)}\|^2) n_k n s_n^2 \log n \end{aligned} \quad (32)$$

$$\times \sum_{k_2=1}^K \sum_{k'_2=1}^K (\|\mathbf{x}^{(k_2)}\|_\infty + n^{-1/2} \|\mathbf{x}^{(k_2)}\|) (\|\mathbf{x}^{(k'_2)}\|_\infty + n^{-1/2} \|\mathbf{x}^{(k'_2)}\|) \mathbf{e}_{k_2} \mathbf{e}_{k'_2}^\top. \quad (33)$$

For  $i < j$  with  $\psi_i = \psi_j = k$ ,

$$\mathbb{E}(\mathbf{Y}_{k,i,j}^\top \mathbf{Y}_{k,i,j})$$

$$\begin{aligned}
&\preceq s_n \sum_{k_2=1}^K \sum_{k'_2=1}^K \left[ |x_i| \left| \sum_{\psi_{i'}=k_2} x_{i'} (\tilde{\mathbf{A}} - \mathbb{E}(\mathbf{A}))_{i',j} \right| + |x_j| \left| \sum_{\psi_{i'}=k_2} x_{i'} (\tilde{\mathbf{A}} - \mathbb{E}(\mathbf{A}))_{i',i} \right| \right] \\
&\cdot \left[ |x_i| \left| \sum_{\psi_{i''}=k'_2} x_{i''} (\tilde{\mathbf{A}} - \mathbb{E}(\mathbf{A}))_{i'',j} \right| + |x_j| \left| \sum_{\psi_{i''}=k'_2} x_{i''} (\tilde{\mathbf{A}} - \mathbb{E}(\mathbf{A}))_{i'',i} \right| \right] \mathbf{e}_{k_2} \mathbf{e}_{k'_2}^\top \\
&\preceq 8(x_i^2 + x_j^2) n s_n^2 \log n \sum_{k_2=1}^K \sum_{k'_2=1}^K (\|\mathbf{x}^{(k_2)}\|_\infty + n^{-1/2} \|\mathbf{x}^{(k_2)}\|) (\|\mathbf{x}^{(k'_2)}\|_\infty + n^{-1/2} \|\mathbf{x}^{(k'_2)}\|) \mathbf{e}_{k_2} \mathbf{e}_{k'_2}^\top,
\end{aligned}$$

leading to

$$\begin{aligned}
&\sum_{\psi_i=\psi_j=k, i<j} \mathbb{E}(\mathbf{Y}_{k,i,j}^\top \mathbf{Y}_{k,i,j}) \\
&\preceq 8 \|\mathbf{x}^{(k)}\|^2 (n_k - 1) n s_n^2 \log n \\
&\times \sum_{k_2=1}^K \sum_{k'_2=1}^K (\|\mathbf{x}^{(k_2)}\|_\infty + n^{-1/2} \|\mathbf{x}^{(k_2)}\|) (\|\mathbf{x}^{(k'_2)}\|_\infty + n^{-1/2} \|\mathbf{x}^{(k'_2)}\|) \mathbf{e}_{k_2} \mathbf{e}_{k'_2}^\top. \tag{34}
\end{aligned}$$

It then follows from (32) and (34) that

$$\begin{aligned}
&\left\| \sum_{k_1 \neq k} \sum_{\psi_i=k_1} \sum_{\psi_j=k} \mathbb{E}(\mathbf{Y}_{k_1,i,j}^\top \mathbf{Y}_{k_1,i,j}) + \sum_{\psi_i=\psi_j=k, i<j} \mathbb{E}(\mathbf{Y}_{k,i,j}^\top \mathbf{Y}_{k,i,j}) \right\| \\
&\leq 4(\|\mathbf{x}\|^2 + \|\mathbf{x}^{(k)}\|^2) n_k n s_n^2 \log n \\
&\times \left\| \sum_{k_2=1}^K \sum_{k'_2=1}^K (\|\mathbf{x}^{(k_2)}\|_\infty + n^{-1/2} \|\mathbf{x}^{(k_2)}\|) (\|\mathbf{x}^{(k'_2)}\|_\infty + n^{-1/2} \|\mathbf{x}^{(k'_2)}\|) \mathbf{e}_{k_2} \mathbf{e}_{k'_2}^\top \right\| \\
&= 4(\|\mathbf{x}\|^2 + \|\mathbf{x}^{(k)}\|^2) n_k n s_n^2 \log n \sum_{k_2=1}^K (\|\mathbf{x}^{(k_2)}\|_\infty + n^{-1/2} \|\mathbf{x}^{(k_2)}\|)^2 \\
&\leq 4(\|\mathbf{x}\|^2 + \|\mathbf{x}^{(k)}\|^2) \left\{ \left( \sum_{k_2=1}^K \|\mathbf{x}^{(k_2)}\|_\infty^2 \right)^{1/2} + n^{-1/2} \|\mathbf{x}\| \right\}^2 n_k n s_n^2 \log n. \tag{35}
\end{aligned}$$

Combining (31) and (35), under  $E_1$  we obtain

$$\begin{aligned}
&\max \left\{ \sum_{\mathbf{Y} \in \Delta} \mathbf{Y} \mathbf{Y}^\top, \sum_{\mathbf{Y} \in \Delta} \mathbf{Y}^\top \mathbf{Y} \right\} \\
&\leq 4(\|\mathbf{x}\|^2 + \|\mathbf{x}^{(k)}\|^2) \left\{ \left( \sum_{k_2=1}^K \|\mathbf{x}^{(k_2)}\|_\infty^2 \right)^{1/2} + n^{-1/2} \|\mathbf{x}\| \right\}^2 n_k n s_n^2 \log n. \tag{36}
\end{aligned}$$

**Step 4. Concentration.** Finally, denoting the right hand side of (36) as  $\sigma_{\Delta}^2$ , by the matrix Bernstein inequality (Tropp, 2012, Theorem 1.6), we have

$$\mathbb{P}(\|\tilde{\mathbf{I}}_1\| > t|E_1) \leq 2K \exp\left\{-\frac{t^2}{2\sigma_{\Delta}^2 + 2R_{\Delta}t/3}\right\},$$

where  $R_{\Delta}$  and  $\sigma_{\Delta}^2$  are defined in (27) and (36), respectively. Taking

$$t = \frac{1}{2}\alpha(\delta)\sigma_{\Delta}(\log n)^{1/2}, \text{ with } \alpha(\delta) = \frac{8\delta + 4(4\delta^2 + 9)^{1/2}}{3},$$

we have

$$\begin{aligned} \frac{2}{3}R_{\Delta}t &= \frac{2}{3} \cdot 4\|\mathbf{x}\|_{\infty} \left\{ \left( \sum_{k_2=1}^K \|\mathbf{x}^{(k_2)}\|_{\infty}^2 \right) + n^{-1/2}\|\mathbf{x}\| \right\} (ns_n \log n)^{1/2} \cdot \frac{1}{2}\alpha(\delta)\sigma_{\Delta}(\log n)^{1/2} \\ &= \frac{2\alpha(\delta)\|\mathbf{x}\|_{\infty}\sigma_{\Delta}(\log n)^{1/2}}{3 \{n_k s_n (\|\mathbf{x}\|^2 + \|\mathbf{x}^{(k)}\|^2)\}^{1/2}} \\ &\quad \times 2 (\|\mathbf{x}\|^2 + \|\mathbf{x}^{(k)}\|^2) \left\{ \left( \sum_{k_2=1}^K \|\mathbf{x}^{(k_2)}\|_{\infty}^2 \right)^{1/2} + n^{-1/2}\|\mathbf{x}\| \right\} s_n (n_k n \log n)^{1/2} \\ &= \frac{2\alpha(\delta)\|\mathbf{x}\|_{\infty}(\log n)^{1/2}}{3 \{n_k s_n (\|\mathbf{x}\|^2 + \|\mathbf{x}^{(k)}\|^2)\}^{1/2}} \sigma_{\Delta}^2 \\ &\leq \frac{2\delta\alpha(\delta)}{3} \sigma_{\Delta}^2, \end{aligned}$$

where the last inequality comes from Assumption 5. As such, under the event  $E_1$ , with probability at least  $1 - 2K \exp\{-3\alpha(\delta)^2 \log n / (24 + 8\delta\alpha(\delta))\} = 1 - 2K/n^2$ , we have

$$\|\tilde{\mathbf{I}}_1\| \leq \alpha(\delta) (\|\mathbf{x}\|^2 + \|\mathbf{x}^{(k)}\|^2)^{1/2} \left\{ \left( \sum_{k_2=1}^K \|\mathbf{x}^{(k_2)}\|_{\infty}^2 \right)^{1/2} + n^{-1/2}\|\mathbf{x}\| \right\} s_n (n_k n)^{1/2} \log n. \quad (37)$$

Therefore, (37) holds with probability at least  $1 - 2K(n_k + 1)/n^2$ , which finishes the proof of Lemma 10.  $\square$

## D.2 Proof of Lemma 11

**Lemma 11** (Bounding  $\tilde{\mathbf{S}}_2$ ). *Under the same assumptions as in Theorem 6 with  $\tilde{\mathbf{S}}_2$  defined in (20), it holds that*

$$\|\tilde{\mathbf{S}}_2\| \leq \frac{4 \times 6^{1/2}}{3} \max_{k' \in [K]} \|\mathbf{x}^{(k')}\|_4^2 (n_k \log n)^{1/2} s_n + 4\|\mathbf{x}\|_{\infty}^2 \log n.$$

with probability at least  $1 - 2K/n^2$ .

*Proof of Lemma 11.* Note that  $\tilde{\mathbf{S}}_2$  is a zero-mean diagonal matrix, and the diagonals are independent. We decompose  $\tilde{\mathbf{S}}_2$  as follows

$$\begin{aligned} \tilde{\mathbf{S}}_2 &= \sum_{k_1=1, k_1 \neq k}^K \sum_{\psi_i=k_1} \sum_{\psi_j=k} x_i^2 (\mathbf{A} - \mathbb{E}(\mathbf{A}))_{i,j} (\tilde{\mathbf{A}} - \mathbb{E}(\mathbf{A}))_{i,j} \mathbf{e}_{k_1} \mathbf{e}_{k_1}^\top \\ &+ \sum_{\psi_i=\psi_j=k, i < j} (x_i^2 + x_j^2) (\mathbf{A} - \mathbb{E}(\mathbf{A}))_{i,j} (\tilde{\mathbf{A}} - \mathbb{E}(\mathbf{A}))_{i,j} \mathbf{e}_k \mathbf{e}_k^\top. \end{aligned}$$

Clearly, each diagonal of  $\tilde{\mathbf{S}}_2$  is now decomposed into a summation of independent random variables, and each random variable is a product of two independent and identically distributed centered Bernoulli random variables, up to some scaling coefficients. To investigate the properties of such random variables, we let  $\xi$  and  $\tilde{\xi}$  be two independent and identically distributed Bernoulli random variables with mean  $p$ . We have  $\text{Var}[(\xi - \mathbb{E}(\xi))(\tilde{\xi} - \mathbb{E}(\tilde{\xi}))] = (1-p)^2 p^2 \leq \frac{4}{3} p^2$ , and

$$\begin{aligned} |\mathbb{E}[(\xi - \mathbb{E}(\xi))(\tilde{\xi} - \mathbb{E}(\tilde{\xi}))]^l| &= |(1-p)^{2l} p^2 + 2[(-p)(1-p)]^l p(1-p) + p^{2l}(1-p)^2| \\ &= (1-p)^2 p^2 |(1-p)^{2(l-1)} + 2[(-p)(1-p)]^{(l-1)} + p^{2(l-1)}| \\ &\leq \frac{l!}{2} \cdot \frac{4}{3} p^2 \cdot 1^{l-2}, \end{aligned}$$

for  $l \geq 3$ , showing that  $(\xi - \mathbb{E}(\xi))(\tilde{\xi} - \mathbb{E}(\tilde{\xi}))$  is a sub-Exponential random variable with parameter  $(\frac{4}{3} p^2, 1)$  according to the Bernstein condition. It then follows that  $x_i^2 (\mathbf{A} - \mathbb{E}(\mathbf{A}))_{i,j} (\tilde{\mathbf{A}} - \mathbb{E}(\mathbf{A}))_{i,j}$  is a sub-Exponential random variable with parameter  $(\frac{4}{3} x_i^4 s_n^2, x_i^2)$  for  $\psi_i \neq k$  while  $\psi_j = k$ , and  $(x_i^2 + x_j^2) (\mathbf{A} - \mathbb{E}(\mathbf{A}))_{i,j} (\tilde{\mathbf{A}} - \mathbb{E}(\mathbf{A}))_{i,j}$  is a sub-Exponential random variable with parameter  $(\frac{4}{3} (x_i^2 + x_j^2)^2 s_n^2, x_i^2 + x_j^2)$  for  $\psi_i = \psi_j = k$ . Moreover,  $\sum_{\psi_i=k_1} \sum_{\psi_j=k} x_i^2 (\mathbf{A} - \mathbb{E}(\mathbf{A}))_{i,j} (\tilde{\mathbf{A}} - \mathbb{E}(\mathbf{A}))_{i,j}$  is a sub-Exponential random variable with parameter  $(\frac{4}{3} \|\mathbf{x}^{(k_1)}\|_4^4 n_k s_n^2, \|\mathbf{x}^{(k_1)}\|_\infty^2)$  for  $k_1 \neq k$ , and  $\sum_{\psi_i=\psi_j=k, i < j} (x_i^2 + x_j^2) (\mathbf{A} - \mathbb{E}(\mathbf{A}))_{i,j} (\tilde{\mathbf{A}} - \mathbb{E}(\mathbf{A}))_{i,j}$  is sub-Exponential with parameter  $(\frac{4}{3} [(n_k - 2) \|\mathbf{x}^{(k)}\|_4^4 + \|\mathbf{x}^{(k)}\|_2^4] s_n^2, 2 \|\mathbf{x}^{(k)}\|_\infty^2)$ . By

the Bernstein inequality, we have

$$\mathbb{P} \left( \left| \sum_{\psi_i=k_1} \sum_{\psi_j=k} x_i^2 (\mathbf{A} - \mathbb{E}(\mathbf{A}))_{i,j} (\tilde{\mathbf{A}} - \mathbb{E}(\mathbf{A}))_{i,j} \right| > \left( \frac{8}{3} \|\mathbf{x}^{(k_1)}\|_4^4 n_k s_n^2 t \right)^{1/2} + \|\mathbf{x}^{(k_1)}\|_\infty^2 t \right) \leq 2e^{-t},$$

for any  $t > 0$ . Taking  $t = 2 \log n$ , we have, with probability at least  $1 - 2/n^2$ ,

$$\left| \sum_{\psi_i=k_1} \sum_{\psi_j=k} x_i^2 (\mathbf{A} - \mathbb{E}(\mathbf{A}))_{i,j} (\tilde{\mathbf{A}} - \mathbb{E}(\mathbf{A}))_{i,j} \right| \leq \frac{4\sqrt{3}}{3} \|\mathbf{x}^{(k_1)}\|_4^2 (n_k s_n^2 \log n)^{1/2} + 2 \|\mathbf{x}^{(k_1)}\|_\infty^2 \log n. \quad (38)$$

Similarly, we have with probability at least  $1 - 2/n^2$ ,

$$\begin{aligned} & \left| \sum_{\psi_i=\psi_j=k, i < j} (x_i^2 + x_j^2) (\mathbf{A} - \mathbb{E}(\mathbf{A}))_{i,j} (\tilde{\mathbf{A}} - \mathbb{E}(\mathbf{A}))_{i,j} \right| \\ & \leq \left[ \frac{16}{3} \{ (n_k - 2) \|\mathbf{x}^{(k)}\|_4^4 + \|\mathbf{x}^{(k)}\|_2^4 \} s_n^2 \log n \right]^{1/2} + 4 \|\mathbf{x}^{(k)}\|_\infty^2 \log n \\ & \leq \frac{4\sqrt{3}}{3} (n_k \|\mathbf{x}^{(k)}\|_4^4 + \|\mathbf{x}^{(k)}\|_2^4)^{1/2} \cdot (s_n^2 \log n)^{1/2} + 4 \|\mathbf{x}^{(k)}\|_\infty^2 \log n \\ & \leq \frac{4\sqrt{6}}{3} \|\mathbf{x}^{(k)}\|_4^2 (n_k s_n^2 \log n)^{1/2} + 4 \|\mathbf{x}^{(k)}\|_\infty^2 \log n. \end{aligned} \quad (39)$$

By the union bound, (38) holds for all  $k_1 \neq k$  and (39) holds simultaneously with probability at least  $1 - 2K/n^2$ . Therefore, with probability at least  $1 - 2K/n^2$ ,

$$\begin{aligned} \|\tilde{\mathbf{S}}_2\| & \leq \frac{4\sqrt{3}}{3} \max \left\{ 2^{1/2} \|\mathbf{x}^{(k)}\|_4^2, \max_{k_1 \neq k} \|\mathbf{x}^{(k_1)}\|_4^2 \right\} (n_k \log n)^{1/2} s_n \\ & \quad + 2 \max \left\{ 2 \|\mathbf{x}^{(k)}\|_\infty^2, \max_{k_1 \neq k} \|\mathbf{x}^{(k_1)}\|_\infty^2 \right\} \log n \\ & \leq \frac{4\sqrt{6}}{3} \max_{k' \in [K]} \|\mathbf{x}^{(k')}\|_4^2 (n_k \log n)^{1/2} s_n + 4 \|\mathbf{x}\|_\infty^2 \log n, \end{aligned}$$

which finishes the proof of Lemma 11.  $\square$

### D.3 Proof of Lemma 12

**Lemma 12** (Bounding  $\mathbf{S}_2 - \mathbb{E}(\mathbf{S}_2)$ ). *Under the same assumptions as in Theorem 6, it holds that*

$$\|\mathbf{S}_2 - \mathbb{E}(\mathbf{S}_2)\| \leq 2 \times 2^{1/2} \max_{k' \in [K]} \|\mathbf{x}^{(k')}\|_4^2 (n_k s_n \log n)^{1/2} + 4 \|\mathbf{x}\|_\infty^2 \log n,$$

with probability at least  $1 - 2K/n^2$ .

*Proof of Lemma 12.* Similar to the proof of Lemma 11, we decompose the diagonal matrix  $\mathbf{S}_2$  as follows

$$\mathbf{S}_2 = \sum_{k_1 \neq k} \sum_{\psi_i = k_1} \sum_{\psi_j = k} x_i^2 (\mathbf{A}_{i,j} - \mathbb{E}(\mathbf{A}_{i,j}))^2 \mathbf{e}_{k_1} \mathbf{e}_{k_1}^\top + \sum_{\psi_i = \psi_j = k, i < j} (x_i^2 + x_j^2) (\mathbf{A}_{i,j} - \mathbb{E}(\mathbf{A}_{i,j}))^2 \mathbf{e}_k \mathbf{e}_k^\top.$$

Clearly, each diagonal is now decomposed into a summation of a series of independent random variables. Since

$$\begin{aligned} \mathbb{E}(\mathbf{S}_2) &= \sum_{k_1 \neq k} \sum_{\psi_i = k_1} \sum_{\psi_j = k} x_i^2 \mathbb{E}(\mathbf{A}_{i,j})(1 - \mathbb{E}(\mathbf{A}_{i,j})) \mathbf{e}_{k_1} \mathbf{e}_{k_1}^\top \\ &\quad + \sum_{\psi_i = \psi_j = k, i < j} (x_i^2 + x_j^2) \mathbb{E}(\mathbf{A}_{i,j})(1 - \mathbb{E}(\mathbf{A}_{i,j})) \mathbf{e}_k \mathbf{e}_k^\top, \end{aligned} \quad (40)$$

we have

$$\begin{aligned} \mathbf{S}_2 - \mathbb{E}(\mathbf{S}_2) &= \sum_{k_1 \neq k} \sum_{\psi_i = k_1} \sum_{\psi_j = k} x_i^2 \left[ (\mathbf{A}_{i,j} - \mathbb{E}(\mathbf{A}_{i,j}))^2 - \mathbb{E}(\mathbf{A}_{i,j})(1 - \mathbb{E}(\mathbf{A}_{i,j})) \right] \mathbf{e}_{k_1} \mathbf{e}_{k_1}^\top \\ &\quad + \sum_{\psi_i = \psi_j = k, i < j} (x_i^2 + x_j^2) \left[ (\mathbf{A}_{i,j} - \mathbb{E}(\mathbf{A}_{i,j}))^2 - \mathbb{E}(\mathbf{A}_{i,j})(1 - \mathbb{E}(\mathbf{A}_{i,j})) \right] \mathbf{e}_k \mathbf{e}_k^\top. \end{aligned}$$

Let  $\xi$  be a Bernoulli random variable with successful probability  $p$ . We now investigate the property of  $(\xi - p)^2 - p(1 - p)$ . Note that

$$\begin{aligned} |\mathbb{E}[(\xi - p)^2 - p(1 - p)]^l| &= |[(1 - p)^2 - p(1 - p)]^l p + [p^2 - p(1 - p)]^l (1 - p)| \\ &\leq p(1 - p) |1 - 2p|^l [(1 - p)^{l-1} + p^{l-1}] \\ &\leq \begin{cases} p & \text{if } l = 2, \\ 2p & \text{if } l \geq 3. \end{cases} \end{aligned}$$

That is,  $|\mathbb{E}[(\xi - p)^2 - p(1 - p)]^l| \leq \frac{l}{2} p 1^{l-2}$ , for any  $l \geq 2$ . Such Bernstein condition yields that  $(\xi - p)^2 - p(1 - p)$  is a sub-Exponential random variable with parameter  $(p, 1)$ . It then follows that  $x_i^2 \left[ (\mathbf{A}_{i,j} - \mathbb{E}(\mathbf{A}_{i,j}))^2 - \mathbb{E}(\mathbf{A}_{i,j})(1 - \mathbb{E}(\mathbf{A}_{i,j})) \right]$  is a sub-Exponential random variable with parameter  $(x_i^4 s_n, x_i^2)$ , and  $(x_i^2 + x_j^2) \left[ (\mathbf{A}_{i,j} - \mathbb{E}(\mathbf{A}_{i,j}))^2 - \mathbb{E}(\mathbf{A}_{i,j})(1 - \mathbb{E}(\mathbf{A}_{i,j})) \right]$  is a sub-Exponential random variable with parameter  $((x_i^2 + x_j^2)^2 s_n, x_i^2 + x_j^2)$ . Moreover,



$\sum_{\psi_i=k_1} \sum_{\psi_j=k} x_i^2 \left[ (\mathbf{A}_{i,j} - \mathbb{E}(\mathbf{A}_{i,j}))^2 - \mathbb{E}(\mathbf{A}_{i,j})(1 - \mathbb{E}(\mathbf{A}_{i,j})) \right]$  is a sub-Exponential random variable with parameter  $(\|\mathbf{x}^{(k_1)}\|_4^4 n_k s_n, \|\mathbf{x}^{(k_1)}\|_\infty^2)$  for  $k_1 \neq k$ , and  $\sum_{\psi_i=\psi_j=k, i < j} (x_i^2 + x_j^2) \left[ (\mathbf{A}_{i,j} - \mathbb{E}(\mathbf{A}_{i,j}))^2 - \mathbb{E}(\mathbf{A}_{i,j})(1 - \mathbb{E}(\mathbf{A}_{i,j})) \right]$  is a sub-Exponential random variable with parameter  $([(n_k - 2)\|\mathbf{x}^{(k)}\|_4^4 + \|\mathbf{x}^{(k)}\|_2^4] s_n, 2\|\mathbf{x}^{(k)}\|_\infty^2)$ . By the Bernstein inequality and the union bound, we have, with probability at least  $1 - 2K/n^2$ ,

$$\left| \sum_{\psi_i=k_1} \sum_{\psi_j=k} x_i^2 \left[ (\mathbf{A}_{i,j} - \mathbb{E}(\mathbf{A}_{i,j}))^2 - \mathbb{E}(\mathbf{A}_{i,j})(1 - \mathbb{E}(\mathbf{A}_{i,j})) \right] \right| \leq 2\|\mathbf{x}^{(k_1)}\|_4^2 (n_k s_n \log n)^{1/2} + 2\|\mathbf{x}^{(k_1)}\|_\infty^2 \log n,$$

for any  $k_1 \in [K] \setminus \{k\}$  and

$$\begin{aligned} & \left| \sum_{\psi_i=\psi_j=k, i < j} (x_i^2 + x_j^2) \left[ (\mathbf{A}_{i,j} - \mathbb{E}(\mathbf{A}_{i,j}))^2 - \mathbb{E}(\mathbf{A}_{i,j})(1 - \mathbb{E}(\mathbf{A}_{i,j})) \right] \right| \\ & \leq 2 \left\{ ((n_k - 2)\|\mathbf{x}^{(k)}\|_4^4 + \|\mathbf{x}^{(k)}\|_2^4) s_n \log n \right\}^{1/2} + 4\|\mathbf{x}^{(k)}\|_\infty^2 \log n \\ & \leq 2\|\mathbf{x}^{(k)}\|_4^2 (2n_k s_n \log n)^{1/2} + 4\|\mathbf{x}^{(k)}\|_\infty^2 \log n. \end{aligned}$$

It immediately follows that, with probability at least  $1 - 2K/n^2$ ,

$$\|\mathbf{S}_2 - \mathbb{E}(\mathbf{S}_2)\| \leq 2 \times 2^{1/2} \max_{k' \in [K]} \|\mathbf{x}^{(k')}\|_4^2 (n_k s_n \log n)^{1/2} + 4\|\mathbf{x}\|_\infty^2 \log n,$$

which finishes the proof of Lemma 12.  $\square$

## D.4 Proof of Lemma 13

**Lemma 13** (Bounding  $\mathbf{I}_2$ ). *Under the same assumptions as in Theorem 6, it holds that*

$$\|\mathbf{I}_2\| \leq \tilde{\alpha}(\delta) s_n \left\{ (\|\mathbf{x}\|^2 + \|\mathbf{x}^{(k)}\|^2) n_k s_n \sum_{k_2=1}^K \|\mathbf{x}^{(k_2)}\|_1^2 \log n \right\}^{1/2},$$

with probability at least  $1 - 2K/n^2$ , where  $\tilde{\alpha}(\delta) = \{2\delta + 2(\delta^2 + 9)^{1/2}\}/3 < \alpha(\delta)/2$ .

*Proof of Lemma 13.* Similar to the decomposition of  $\mathbf{I}_1$ , we first decompose  $\mathbf{I}_2$  as follows

$$\mathbf{I}_2 = \mathbf{Z}^\top \left[ \mathbf{x}\mathbf{x}^\top * (\mathbf{A} - \mathbb{E}(\mathbf{A})) \text{diag}(\mathbf{Z}_{\cdot,k}) \mathbb{E}(\mathbf{A}) \right] \mathbf{Z}$$

$$\begin{aligned}
&= \sum_{k_1=1}^K \sum_{k_2=1}^K \sum_{\psi_i=k_1} \sum_{\psi_{i'}=k_2} \sum_{\psi_j=k} x_i x_{i'} (\mathbf{A} - \mathbb{E}(\mathbf{A}))_{i,j} \mathbb{E}(\mathbf{A}_{i',j}) \mathbf{e}_{k_1} \mathbf{e}_{k_2}^\top \\
&= \sum_{k_1 \neq k} \sum_{\psi_i=k_1} \sum_{\psi_j=k} (\mathbf{A} - \mathbb{E}(\mathbf{A}))_{i,j} \sum_{k_2=1}^K \sum_{\psi_{i'}=k_2} x_i x_{i'} \mathbb{E}(\mathbf{A}_{i',j}) \mathbf{e}_{k_1} \mathbf{e}_{k_2}^\top \\
&+ \sum_{\psi_i=\psi_j=k, i < j} (\mathbf{A} - \mathbb{E}(\mathbf{A}))_{i,j} \sum_{k_2=1}^K \sum_{\psi_{i'}=k_2} [x_i x_{i'} \mathbb{E}(\mathbf{A}_{i',j}) + x_j x_{i'} \mathbb{E}(\mathbf{A}_{i',i})] \mathbf{e}_k \mathbf{e}_{k_2}^\top \\
&= \sum_{k_1 \neq k} \sum_{\psi_i=k_1} \sum_{\psi_j=k} \mathbf{W}_{k_1, i, j} + \sum_{\psi_i=\psi_j=k, i < j} \mathbf{W}_{k, i, j},
\end{aligned}$$

where

$$\begin{aligned}
\mathbf{W}_{k_1, i, j} &= (\mathbf{A} - \mathbb{E}(\mathbf{A}))_{i,j} \sum_{k_2=1}^K \sum_{\psi_{i'}=k_2} x_i x_{i'} \mathbb{E}(\mathbf{A}_{i',j}) \mathbf{e}_{k_1} \mathbf{e}_{k_2}^\top, \text{ for } k_1 \neq k, \psi_i = k_1 \text{ and } \psi_j = k, \text{ and} \\
\mathbf{W}_{k, i, j} &= (\mathbf{A} - \mathbb{E}(\mathbf{A}))_{i,j} \sum_{k_2=1}^K \sum_{\psi_{i'}=k_2} [x_i x_{i'} \mathbb{E}(\mathbf{A}_{i',j}) + x_j x_{i'} \mathbb{E}(\mathbf{A}_{i',i})] \mathbf{e}_k \mathbf{e}_{k_2}^\top, \text{ for } \psi_i = \psi_j = k.
\end{aligned}$$

Clearly,  $\tilde{\Delta}_k = \{\mathbf{W}_{k_1, i, j} : \psi_i = k_1, \psi_j = k, k_1 \neq k\} \cup \{\mathbf{W}_{k, i, j} : \psi_i = \psi_j = k, i < j\}$  is a set of zero-mean independent random matrices. Moreover,

$$\|\mathbf{W}_{k_1, i, j}\| \leq \left\{ \sum_{k_2=1}^K \left( \sum_{\psi_{i'}=k_2} x_i x_{i'} \mathbb{E}(\mathbf{A}_{i',j}) \right)^2 \right\}^{1/2} \leq \|\mathbf{x}\|_\infty s_n \left( \sum_{k_2=1}^K \|\mathbf{x}^{(k_2)}\|_1^2 \right)^{1/2},$$

for  $k_1 \neq k$ , and

$$\begin{aligned}
\|\mathbf{W}_{k, i, j}\| &\leq \left\| \sum_{k_2=1}^K \sum_{\psi_{i'}=k_2} [x_i x_{i'} \mathbb{E}(\mathbf{A}_{i',j}) + x_j x_{i'} \mathbb{E}(\mathbf{A}_{i',i})] \mathbf{e}_k \mathbf{e}_{k_2}^\top \right\| \\
&= \left\{ \sum_{k_2=1}^K \left( \sum_{\psi_{i'}=k_2} x_i x_{i'} \mathbb{E}(\mathbf{A}_{i',j}) + \sum_{\psi_{i'}=k_2} x_j x_{i'} \mathbb{E}(\mathbf{A}_{i',i}) \right)^2 \right\}^{1/2} \\
&\leq 2 \|\mathbf{x}\|_\infty s_n \left( \sum_{k_2=1}^K \|\mathbf{x}^{(k_2)}\|_1^2 \right)^{1/2},
\end{aligned}$$

As such, define

$$R_{\tilde{\Delta}} = 2 \|\mathbf{x}\|_\infty s_n \left( \sum_{k_2=1}^K \|\mathbf{x}^{(k_2)}\|_1^2 \right)^{1/2}, \quad (41)$$

which can serve as a uniform upper bound for the spectral norms of the matrices in  $\tilde{\Delta}$ . We

next turn to upper bound the second order moments for the matrices in  $\tilde{\Delta}$ . For  $k_1 \neq k$ ,

$$\begin{aligned} \mathbb{E}(\mathbf{W}_{k_1,i,j} \mathbf{W}_{k_1,i,j}^\top) &= \mathbb{E}((\mathbf{A} - \mathbb{E}(\mathbf{A}))_{i,j}^2) \sum_{k_2=1}^K \sum_{\psi_{i'}=k_2} \sum_{\psi_{i''}=k_2} x_i^2 x_{i'} x_{i''} \mathbb{E}(\mathbf{A}_{i',j}) \mathbb{E}(\mathbf{A}_{i'',j}) \mathbf{e}_{k_1} \mathbf{e}_{k_1}^\top \\ &\preceq s_n^3 x_i^2 \sum_{k_2=1}^K \left( \sum_{\psi_{i'}=k_2} x_{i'} \right)^2 \mathbf{e}_{k_1} \mathbf{e}_{k_1}^\top \preceq s_n^3 x_i^2 \sum_{k_2=1}^K \|\mathbf{x}^{(k_2)}\|_1^2 \mathbf{e}_{k_1} \mathbf{e}_{k_1}^\top. \end{aligned}$$

It then follows that

$$\begin{aligned} \sum_{k_1 \neq k} \sum_{\psi_i=k_1} \sum_{\psi_j=k} \mathbb{E}(\mathbf{W}_{k_1,i,j} \mathbf{W}_{k_1,i,j}^\top) &\preceq n_k s_n^3 \sum_{k_2=1}^K \|\mathbf{x}^{(k_2)}\|_1^2 \sum_{k_1 \neq k} \|\mathbf{x}^{(k_1)}\|_1^2 \mathbf{e}_{k_1} \mathbf{e}_{k_1}^\top \\ &\preceq n_k s_n^3 \sum_{k_2=1}^K \|\mathbf{x}^{(k_2)}\|_1^2 \max_{k' \in [K] \setminus \{k\}} \|\mathbf{x}^{(k')}\|_1^2 \sum_{k_1 \neq k} \mathbf{e}_{k_1} \mathbf{e}_{k_1}^\top. \end{aligned} \quad (42)$$

In addition, for any  $i < j$  such that  $\psi_i = \psi_j = k$ , we have

$$\mathbb{E}(\mathbf{W}_{k,i,j} \mathbf{W}_{k,i,j}^\top) \preceq 2s_n^3 \sum_{k_2=1}^K [x_i^2 \|\mathbf{x}^{(k_2)}\|_1^2 + x_j^2 \|\mathbf{x}^{(k_2)}\|_1^2] \mathbf{e}_k \mathbf{e}_k^\top \preceq 2s_n^3 (x_i^2 + x_j^2) \sum_{k_2=1}^K \|\mathbf{x}^{(k_2)}\|_1^2 \mathbf{e}_k \mathbf{e}_k^\top.$$

Taking the summation for all  $i < j$ , we have

$$\sum_{\psi_i=\psi_j=k, i < j} \mathbb{E}(\mathbf{W}_{k,i,j} \mathbf{W}_{k,i,j}^\top) \preceq 2s_n^3 (n_k - 1) \|\mathbf{x}^{(k)}\|_1^2 \sum_{k_2=1}^K \|\mathbf{x}^{(k_2)}\|_1^2 \mathbf{e}_k \mathbf{e}_k^\top. \quad (43)$$

Combing (42) and (43) yields that

$$\left\| \sum_{\mathbf{w} \in \tilde{\Delta}} \mathbb{E}(\mathbf{w} \mathbf{w}^\top) \right\| \leq 2n_k s_n^3 \max_{k' \in [K]} \|\mathbf{x}^{(k')}\|_1^2 \sum_{k_2=1}^K \|\mathbf{x}^{(k_2)}\|_1^2. \quad (44)$$

Similarly, for  $k_1 \neq k$ , we have

$$\mathbb{E}(\mathbf{W}_{k_1,i,j}^\top \mathbf{W}_{k_1,i,j}) \preceq s_n^3 x_i^2 \sum_{k_2=1}^K \sum_{k'_2=1}^K \|\mathbf{x}^{(k_2)}\|_1 \|\mathbf{x}^{(k'_2)}\|_1 \mathbf{e}_{k_2} \mathbf{e}_{k'_2}^\top,$$

which leads to

$$\sum_{k_1 \neq k} \sum_{\psi_i=k_1} \sum_{\psi_j=k} \mathbb{E}(\mathbf{W}_{k_1,i,j}^\top \mathbf{W}_{k_1,i,j}) \preceq (\|\mathbf{x}\|^2 - \|\mathbf{x}^{(k)}\|^2) n_k s_n^3 \sum_{k_2=1}^K \sum_{k'_2=1}^K \|\mathbf{x}^{(k_2)}\|_1 \|\mathbf{x}^{(k'_2)}\|_1 \mathbf{e}_{k_2} \mathbf{e}_{k'_2}^\top. \quad (45)$$

For  $i < j$  with  $\psi_i = \psi_j = k$ ,

$$\mathbb{E}(\mathbf{W}_{k,i,j}^\top \mathbf{W}_{k,i,j}) \preceq s_n^3 \sum_{k_2=1}^K \sum_{k'_2=1}^K (|x_i| \|\mathbf{x}^{(k_2)}\|_1 + |x_j| \|\mathbf{x}^{(k_2)}\|_1) \left( |x_i| \|\mathbf{x}^{(k'_2)}\|_1 + |x_j| \|\mathbf{x}^{(k'_2)}\|_1 \right) \mathbf{e}_{k_2} \mathbf{e}_{k'_2}^\top$$

$$\preceq 2(x_i^2 + x_j^2)s_n^3 \sum_{k_2=1}^K \sum_{k'_2=1}^K \|\mathbf{x}^{(k_2)}\|_1 \|\mathbf{x}^{(k'_2)}\|_1 \mathbf{e}_{k_2} \mathbf{e}_{k'_2}^\top,$$

leading to

$$\sum_{\psi_i=\psi_j=k, i<j} \mathbb{E}(\mathbf{W}_{k,i,j}^\top \mathbf{W}_{k,i,j}) \preceq 2\|\mathbf{x}^{(k)}\|^2 (n_k - 1) s_n^3 \sum_{k_2=1}^K \sum_{k'_2=1}^K \|\mathbf{x}^{(k_2)}\|_1 \|\mathbf{x}^{(k'_2)}\|_1 \mathbf{e}_{k_2} \mathbf{e}_{k'_2}^\top. \quad (46)$$

It then follows from (45) and (46) that

$$\begin{aligned} \left\| \sum_{\mathbf{w} \in \tilde{\Delta}} \mathbb{E}(\mathbf{W}^\top \mathbf{W}) \right\| &\leq 2(\|\mathbf{x}\|^2 + \|\mathbf{x}^{(k)}\|^2) n_k s_n^3 \left\| \sum_{k_2=1}^K \sum_{k'_2=1}^K \|\mathbf{x}^{(k_2)}\|_1 \|\mathbf{x}^{(k'_2)}\|_1 \mathbf{e}_{k_2} \mathbf{e}_{k'_2}^\top \right\| \\ &= 2(\|\mathbf{x}\|^2 + \|\mathbf{x}^{(k)}\|^2) n_k s_n^3 \sum_{k_2=1}^K \|\mathbf{x}^{(k_2)}\|_1^2. \end{aligned} \quad (47)$$

Combining (44) and (47) yields that

$$\sigma_{\tilde{\Delta}}^2 := \max \left\{ \left\| \sum_{\mathbf{w} \in \tilde{\Delta}} \mathbf{W} \mathbf{W}^\top \right\|, \left\| \sum_{\mathbf{w} \in \tilde{\Delta}} \mathbf{W}^\top \mathbf{W} \right\| \right\} \leq 2(\|\mathbf{x}\|^2 + \|\mathbf{x}^{(k)}\|^2) n_k s_n^3 \sum_{k_2=1}^K \|\mathbf{x}^{(k_2)}\|_1^2. \quad (48)$$

Finally, by the matrix Bernstein inequality, we have

$$\mathbb{P}(\|\mathbf{I}_2\| > t) \leq 2K \exp \left\{ -\frac{t^2}{2\sigma_{\tilde{\Delta}}^2 + 2R_{\tilde{\Delta}} t/3} \right\},$$

where  $R_{\tilde{\Delta}}$  and  $\sigma_{\tilde{\Delta}}^2$  are defined in (41) and (48), respectively. Taking

$$t = \frac{1}{2^{1/2}} \tilde{\alpha}(\delta) \sigma_{\tilde{\Delta}} (\log n)^{1/2}, \quad \text{with } \tilde{\alpha}(\delta) = \frac{2\delta + 2(\delta^2 + 9)^{1/2}}{3} < \frac{1}{2} \alpha(\delta),$$

we have

$$\begin{aligned} \frac{2}{3} R_{\tilde{\Delta}} t &= \frac{2}{3} \cdot 2\|\mathbf{x}\|_{\infty} s_n \left( \sum_{k_2=1}^K \|\mathbf{x}^{(k_2)}\|_1^2 \right)^{1/2} \cdot \frac{1}{2^{1/2}} \tilde{\alpha}(\delta) \sigma_{\tilde{\Delta}} (\log n)^{1/2} \\ &= \frac{2\tilde{\alpha}(\delta) \|\mathbf{x}\|_{\infty} \sigma_{\tilde{\Delta}} (\log n)^{1/2}}{3(n_k s_n (\|\mathbf{x}\|^2 + \|\mathbf{x}^{(k)}\|^2))^{1/2}} \cdot 2^{1/2} \cdot (\|\mathbf{x}\|^2 + \|\mathbf{x}^{(k)}\|^2)^{1/2} \cdot (n_k s_n^3)^{1/2} \cdot \left( \sum_{k_2=1}^K \|\mathbf{x}^{(k_2)}\|_1^2 \right)^{1/2} \\ &\leq \frac{2\delta \tilde{\alpha}(\delta)}{3} \sigma_{\tilde{\Delta}}^2, \end{aligned}$$

where the last inequality comes from Assumption 3. Hence, with probability at least  $1 - 2K \exp\{-\tilde{\alpha}(\delta)^2 \log n / (2 + 2\delta \tilde{\alpha}(\delta)/3)\} = 1 - 2K/n^2$ , we have

$$\|\mathbf{I}_2\| \leq \tilde{\alpha}(\delta) s_n \left\{ (\|\mathbf{x}\|^2 + \|\mathbf{x}^{(k)}\|^2) n_k s_n \sum_{k_2=1}^K \|\mathbf{x}^{(k_2)}\|_1^2 \log n \right\}^{1/2}, \quad (49)$$

which finishes the proof of Lemma 13. □

## References

- de la Pena, V. H. and Montgomery-Smith, S. J. (1995). Decoupling inequalities for the tail probabilities of multivariate u-statistics. *The Annals of Probability*, pages 806–816.
- Kolda, T. G. and Bader, B. W. (2009). Tensor decompositions and applications. *SIAM review*, 51(3):455–500.
- Tropp, J. A. (2012). User-friendly tail bounds for sums of random matrices. *Foundations of computational mathematics*, 12:389–434.