

# On the locus formed by the maximum heights of an ultra-relativistic projectile

Salvatore De Vincenzo<sup>1,\*</sup>

<sup>1</sup>*The Institute for Fundamental Study (IF),  
Naresuan University, Phitsanulok 65000, Thailand*

(Dated: October 31, 2024)

We consider the problem of relativistic projectiles in a uniform gravitational force field in an inertial frame. For the first time, we have found the curve that joins the points of maximum height of all trajectories followed by a projectile in the ultra-relativistic limit. The parametric equations of this curve produce an onion-like curve; in fact, it is one of the loops of a lemniscate-type curve. We also verify that the curve is an ellipse in the nonrelativistic approximation. These two limiting results are obtained by following two slightly distinct approaches. In addition, we calculate the nonrelativistic and ultra-relativistic approximations of the trajectory equation and parametric equations of the trajectory as functions of time. We also find the asymptotic behavior of the ultra-relativistic trajectory equations for points that are very distant from the launching point. All limiting cases in the article are studied in detail. Additionally, we discuss various physical issues related to some of our results. The content of the article is appropriate for advanced undergraduate students.

PACS numbers: 45.05.+x

Keywords: Projectile motion; relativistic classical mechanics

## I. INTRODUCTION

Consider a nonrelativistic projectile that is fired from the ground with a launch angle  $\theta$  and initial speed  $v_0$  in a uniform gravitational force field and in the absence of air (i.e., no drag force). If one places the origin  $O$  of the coordinate system at the launch point and makes

---

\*URL: <https://orcid.org/0000-0002-5009-053X>; Electronic address: [salvatore@nu.ac.th]

$v_0 = \text{constant}$  but allows  $\theta$  to vary between  $\theta = 0^\circ$  and  $\theta = 180^\circ$ , one obtains different parabolic trajectories that share an unexpected property: all points of the maximum height of these parabolas lie on an ellipse whose eccentricity is  $\epsilon = \sqrt{3}/2$ . This result was first mentioned in an old mechanics book by MacMillan [1]. Many years later, Fernández-Chapou *et al.* rediscovered this property [2]. Since then, several papers have presented and analyzed this topic. [3–9]. Alternatively, if a drag force opposite to the projectile velocity is added to the problem, i.e.,  $\mathbf{f} = -mb\mathbf{v}$  ( $m$  is the rest mass of the projectile, and  $b$  is the drag coefficient), the points of maximum height of all trajectories followed by the projectile lie on a Lambert  $W$  function [10, 11]. Certainly, the latter curve becomes an ellipse when  $b \rightarrow 0$ , as expected [10].

Different interesting papers address the problem of a relativistic projectile in a uniform force field (electric or gravitational) in different manners [12–17], and the motion of relativistic projectiles in simpler situations had been studied earlier [18–20]. Similarly, the motion of a relativistic projectile in a velocity-dependent force field has also been studied [12, 21]. In the latter references, the constant uniform external field  $\mathbf{F} = -mg\hat{\mathbf{y}}$  was replaced by  $\mathbf{F} = -m\left(1 - \frac{v^2}{c^2}\right)g\hat{\mathbf{y}}$ . Certainly, the latter choice generates a more realistic model of a relativistic particle in a uniform gravitational field in an inertial frame, i.e., within the framework of the special theory of relativity.

References [12–17] did not explicitly consider the curve that joins the points of maximum height of the trajectories of the projectile. The principal goal of our work is to find this curve in the ultra-relativistic limit ( $v_0 \rightarrow c$ ). We also want to explicitly verify that the ellipse of eccentricity  $\epsilon = \sqrt{3}/2$  is obtained in the nonrelativistic limit ( $v_0 \ll c$ ). To accomplish these two tasks, we first find two exact parametric equations of the curve that connects the points of maximum height for all trajectories of a relativistic projectile (here, the parameter is the launch angle  $\theta$ ). Then, we make the corresponding approximations on these equations and eliminate  $\theta$  in each case to obtain the locus of the maxima of the trajectories, as shown in Section II. In Appendix A, using the exact parametric equations of the curve that passes through the points of maximum height, we calculate the equation of that curve and its non-relativistic and ultra-relativistic approximations. In Appendix B, as a complement to the results in Refs. [12, 14–17], we calculate the exact trajectory of the projectile and its non-relativistic and ultra-relativistic approximations. We also obtain the parametric equations of the trajectory as functions of time in these two approximations. Additionally, in this

section, we find the asymptotic behavior of the ultra-relativistic trajectory for points that are very distant from the launching point, i.e.,  $x \rightarrow \pm\infty$ , and the asymptotic behavior of the two ultra-relativistic parametric equations for these distant points (in this case,  $t \rightarrow \infty$ ). All limiting cases that appear throughout the article are carefully studied. Finally, Section III presents the discussion, which also includes various physical issues directly connected with some of our results.

## II. THE PROBLEM AND ITS SOLUTION

For a relativistic projectile with a rest mass  $m$  moving in the upper half-plane of the  $xy$ -plane in a uniform force field  $\mathbf{F} = -F \hat{\mathbf{y}}$ , the components of the equation of motion  $\mathbf{F} = d\mathbf{p}/dt$  are

$$F_x = \frac{d}{dt} p_x \Rightarrow 0 = \frac{d}{dt}(m\gamma v_x) \quad (1)$$

and

$$F_y = \frac{d}{dt} p_y \Rightarrow -F = \frac{d}{dt}(m\gamma v_y), \quad (2)$$

where  $\gamma \equiv (1 - \beta^2)^{-1/2}$ , and  $\beta \equiv v/c$ , as usual. The respective potential energy is  $mV(y) = Fy$ ; therefore, if  $F = mg$ , the gravitational potential is given by  $V(y) = gy \equiv \phi$ . We integrate Eqs. (1) and (2) and impose the following initial conditions:

$$v_x(0) = v_0 \cos(\theta) \Rightarrow p_x(0) = (m\gamma v_x)(0) = m\gamma_0 v_0 \cos(\theta) = p_0 \cos(\theta), \quad (3)$$

and

$$v_y(0) = v_0 \sin(\theta) \Rightarrow p_y(0) = (m\gamma v_y)(0) = m\gamma_0 v_0 \sin(\theta) = p_0 \sin(\theta), \quad (4)$$

where  $\theta \in [0^\circ, 180^\circ]$ ,  $\gamma_0 = (1 - \beta_0^2)^{-1/2}$  with  $\beta_0 = v_0/c$  ( $p_0 = \gamma_0 m v_0$  is the magnitude of the initial momentum of the projectile); then, we obtain

$$m\gamma v_x = p_0 \cos(\theta) \quad (5)$$

and

$$m\gamma v_y = p_0 \sin(\theta) - Ft. \quad (6)$$

Substituting  $v_x$  and  $v_y$  from Eqs. (5) and (6) into the formula

$$\beta^2 = \frac{v_x^2 + v_y^2}{c^2} = 1 - \frac{1}{\gamma^2}, \quad (7)$$

yields the following result:

$$\gamma = \frac{\sqrt{m^2 c^2 + p_0^2 - 2Ft p_0 \sin(\theta) + F^2 t^2}}{mc}. \quad (8)$$

The components of the velocity vector  $\mathbf{v} = d\mathbf{r}/dt$  as functions of time are obtained by substituting the latter result into Eqs. (5) and (6), i.e.,

$$v_x(t) = \frac{d}{dt} x(t) = \frac{cp_0 \cos(\theta)}{\sqrt{m^2 c^2 + p_0^2 - 2Ft p_0 \sin(\theta) + F^2 t^2}} \quad (9)$$

and

$$v_y(t) = \frac{d}{dt} y(t) = \frac{cp_0 \sin(\theta) - cFt}{\sqrt{m^2 c^2 + p_0^2 - 2Ft p_0 \sin(\theta) + F^2 t^2}}. \quad (10)$$

If the particle reaches the maximum height of its trajectory at time  $\tau$ , we can write  $v_y(\tau) = 0$ , from which the following result is obtained:

$$\tau = \frac{p_0 \sin(\theta)}{F}. \quad (11)$$

Although the force on the particle lies on the  $y$ -axis,  $v_x(t)$  is not constant; however, the  $x$ -component of the proper velocity  $u_x(t) = \gamma v_x(t)$  is constant as expected (see Eqs. (8) and (9)).

Similarly, by integrating Eqs. (9) and (10) and imposing the initial conditions  $x(0) = y(0) = 0$ , we obtain the components of the position vector  $\mathbf{r}$  as functions of time, i.e.,

$$x(t) = \frac{cp_0 \cos(\theta)}{F} \ln \left[ \frac{\sqrt{E_0^2 - 2c^2 F t p_0 \sin(\theta) + c^2 F^2 t^2} - cp_0 \sin(\theta) + cFt}{E_0 - cp_0 \sin(\theta)} \right] \quad (12)$$

and

$$y(t) = \frac{1}{F} \left[ E_0 - \sqrt{E_0^2 - 2c^2 F t p_0 \sin(\theta) + c^2 F^2 t^2} \right], \quad (13)$$

where  $E_0 = \sqrt{c^2 p_0^2 + m^2 c^4}$  is the initial relativistic energy of the projectile. Naturally, when  $t = 2\tau$ , we obtain  $y = 0$ . Likewise,  $v_x(2\tau) = v_0 \cos(\theta)$  and  $v_y(2\tau) = -v_0 \sin(\theta)$ .

The components of the position vector at the points of maximum height of the trajectories are obtained by evaluating  $x(t)$  and  $y(t)$  at  $t = \tau$ , from which the following results are obtained:

$$x(\tau) = \frac{cp_0 \cos(\theta)}{2F} \ln \left[ \frac{E_0 + cp_0 \sin(\theta)}{E_0 - cp_0 \sin(\theta)} \right] \quad (14)$$

and

$$y(\tau) = \frac{E_0}{F} \left[ 1 - \sqrt{1 - \frac{c^2 p_0^2}{E_0^2} \sin^2(\theta)} \right]. \quad (15)$$

It is convenient to write the latter two expressions in terms of  $\beta_0$  (instead of  $p_0$  and  $E_0$ ). Because  $E_0 = mc^2(1 - \beta_0^2)^{-1/2}$  and  $p_0 = mv_0(1 - \beta_0^2)^{-1/2}$ , which implies that  $\beta_0 = cp_0/E_0$ , one can write the following relations:

$$x(\tau) = \frac{mc^2}{2F} \frac{\beta_0}{\sqrt{1 - \beta_0^2}} \cos(\theta) \ln \left[ \frac{1 + \beta_0 \sin(\theta)}{1 - \beta_0 \sin(\theta)} \right] \quad (16)$$

and

$$y(\tau) = \frac{mc^2}{F} \frac{1}{\sqrt{1 - \beta_0^2}} \left[ 1 - \sqrt{1 - \beta_0^2 \sin^2(\theta)} \right]. \quad (17)$$

Naturally, the range of the projectile or the maximum horizontal distance that the projectile reaches as a function of  $\theta$ , is given by  $R = 2x(\tau) = x(2\tau)$ . If  $\theta \in [0^\circ, 90^\circ)$ , then  $R > 0$ ; if  $\theta \in (90^\circ, 180^\circ]$ , then  $R < 0$  (if  $\theta = 90^\circ$ , then  $R = 0$ ). In fact, the magnitude of  $R$  is the range of the projectile. In the next two subsections, we calculate the nonrelativistic and ultra-relativistic approximations of Eqs. (16) and (17); from these results, we obtain in each case the curve that joins the points of maximum height. In Appendix A, we use Eqs. (16) and (17) to obtain  $x(\tau)$  versus  $y(\tau)$  and impose the nonrelativistic and ultra-relativistic limits on this function.

### A. Nonrelativistic approximation

In this case, the initial speed of the projectile is low compared to the speed of light, i.e.,  $v_0 \ll c$ , or  $\beta_0 \simeq 0$ ; consequently, we can write the following approximate formulas:

$$\frac{1}{\sqrt{1 - \beta_0^2}} \simeq 1 + \frac{1}{2}\beta_0^2, \quad (18)$$

$$\begin{aligned} \ln \left[ \frac{1 + \beta_0 \sin(\theta)}{1 - \beta_0 \sin(\theta)} \right] &= \ln [1 + \beta_0 \sin(\theta)] - \ln [1 - \beta_0 \sin(\theta)] \\ &\simeq \left[ \beta_0 \sin(\theta) - \frac{1}{2}\beta_0^2 \sin^2(\theta) \right] - \left[ -\beta_0 \sin(\theta) - \frac{1}{2}\beta_0^2 \sin^2(\theta) \right] = 2\beta_0 \sin(\theta) \end{aligned} \quad (19)$$

and

$$\sqrt{1 - \beta_0^2 \sin^2(\theta)} \simeq 1 - \frac{1}{2}\beta_0^2 \sin^2(\theta) \quad (20)$$

(The series that lead to these results can be found in Dwight's book [22]). By substituting the relations in Eqs. (18) and (19) into Eq. (16) and setting  $F = mg$ , we obtain the following result in the nonrelativistic regime:

$$x(\tau) = \frac{c^2 \beta_0^2}{g} \cos(\theta) \sin(\theta) = \frac{v_0^2}{g} \cos(\theta) \sin(\theta) = \frac{v_0^2}{2g} \sin(2\theta) \quad (21)$$

(in the last step, we also use a well-known trigonometric identity). The nonrelativistic range of the projectile is  $R_{\text{NR}} = 2x(\tau) = v_0^2 \sin(2\theta)/g$  and can be maximized by making  $dR_{\text{NR}}/d\theta = 0$  (or  $d(x(\tau))/d\theta = 0$ ). We obtain the results  $R_{\text{NR}}(\theta = 45^\circ) = v_0^2/g$  and  $R_{\text{NR}}(\theta = 135^\circ) = -v_0^2/g$  as expected. Similarly, by substituting the relations in Eqs. (18) and (20) into Eq. (17) and setting  $F = mg$ , we obtain

$$y(\tau) = \frac{c^2 \beta_0^2}{2g} \sin^2(\theta) = \frac{v_0^2}{2g} \sin^2(\theta) = \frac{v_0^2}{4g} [1 - \cos(2\theta)] \quad (22)$$

(in the last step, we also use a well-known trigonometric identity). Clearly, from Eqs. (21) and (22), we obtain the equation of an ellipse centered at point  $(0, b)$  with semi-major and semi-minor axes  $a$  and  $b$ , i.e.,

$$\frac{(x(\tau) - 0)^2}{a^2} + \frac{(y(\tau) - b)^2}{b^2} = 1, \quad (23)$$

where  $a = v_0^2/2g$  and  $b = a/2$ . The maximum height of the projectile is coordinate  $y(\tau)$  evaluated at  $\theta = 90^\circ$ , which is precisely the length of the semi-major axis  $a (= 2b)$ . Different nonrelativistic initial speeds produce different ellipses, but they have the same eccentricity:  $\epsilon = (\sqrt{a^2 - b^2})/a = \sqrt{3}/2$ .

## B. Ultra-relativistic approximation

In this case, the initial speed of the projectile is comparable to the speed of light, i.e.,  $v_0 \simeq c$ , or  $\beta_0 \simeq 1$ ; consequently, we can write the following approximate formulas:

$$\frac{\beta_0}{\sqrt{1 - \beta_0^2}} \simeq \frac{1}{\sqrt{1 - \beta_0^2}} = \gamma_0 \simeq \frac{1}{\sqrt{2}} \frac{1}{\sqrt{1 - \beta_0}}, \quad (24)$$

$$\ln \left[ \frac{1 + \beta_0 \sin(\theta)}{1 - \beta_0 \sin(\theta)} \right] \simeq \ln \left[ \frac{1 + \sin(\theta)}{1 - \sin(\theta)} \right] \quad (25)$$

and

$$\sqrt{1 - \beta_0^2 \sin^2(\theta)} \simeq |\cos(\theta)|. \quad (26)$$

By substituting the relations in Eqs. (24) and (25) into Eq. (16) and setting  $F = mg$ , we obtain the following result in the ultra-relativistic regime:

$$x(\tau) = (x(\tau))(\theta) = \frac{1}{2} \frac{1}{\sqrt{2}} \frac{c^2}{g} \frac{1}{\sqrt{1 - \beta_0}} \cos(\theta) \ln \left[ \frac{1 + \sin(\theta)}{1 - \sin(\theta)} \right]. \quad (27)$$

Similarly, by substituting the relations given in Eqs. (24) and (26) into Eq. (17) and setting  $F = mg$ , we obtain

$$y(\tau) = (y(\tau))(\theta) = \frac{1}{\sqrt{2}} \frac{c^2}{g} \frac{1}{\sqrt{1 - \beta_0}} (1 - |\cos(\theta)|). \quad (28)$$

The maximum height of the projectile when  $\beta_0 \simeq 1$  is obtained by setting  $\theta = 90^\circ$  in Eq. (28), i.e.,

$$(y(\tau))(\theta = 90^\circ) = \frac{1}{\sqrt{2}} \frac{c^2}{g} \frac{1}{\sqrt{1 - \beta_0}} \equiv y_{\max}(\beta_0) = y_{\max}. \quad (29)$$

If the projectile could be launched vertically at the speed of light, then  $y_{\max}$  will go to infinity as expected. In addition,  $(x(\tau))(\theta = 90^\circ) = 0$  as expected; in fact, L'Hôpital's rule implies that  $\lim_{\theta \rightarrow 90^\circ} (x(\tau))(\theta) = 0$ . Similarly,  $(x(\tau))(\theta = 0^\circ) = (x(\tau))(\theta = 180^\circ) = 0$  and  $(y(\tau))(\theta = 0^\circ) = (y(\tau))(\theta = 180^\circ) = 0$ , as expected. The ultra-relativistic range of the projectile is  $R_{\text{UR}} = 2(x(\tau))(\theta)$  and can be maximized by making  $dR_{\text{UR}}/d\theta = 0$  (or  $d(x(\tau))(\theta)/d\theta = 0$ ). Then, the following transcendental equation is obtained:

$$1 - \sin(\theta) \ln \left[ \frac{1 + \sin(\theta)}{|\cos(\theta)|} \right] = 0, \quad (30)$$

whose solutions in the interval of  $\theta \in [0^\circ, 180^\circ]$  are given by  $\theta \simeq 56.46^\circ$  and  $\theta \simeq 123.54^\circ$ . We obtain the results  $R_{\text{UR}}(\theta = 56.46^\circ) \simeq 1.3255 y_{\max}$  and  $R_{\text{UR}}(\theta = 123.54^\circ) \simeq -1.3255 y_{\max}$ . The angle  $\theta = 56.46^\circ$  precisely maximizes the length of the trajectory of a nonrelativistic projectile. The latter result was obtained in Ref. [23], and discussed in Ref. [15].

The locus of the maxima of the paths was obtained by eliminating the angle  $\theta$  between Eqs. (27) and (28). Because the launch angle varies between  $\theta = 0^\circ$  and  $\theta = 180^\circ$ , we have that  $\sin(\theta) = +\sqrt{1 - \cos^2(\theta)}$ . Likewise, if  $\theta \in [0^\circ, 90^\circ)$ , then  $|\cos(\theta)| = \cos(\theta)$ . From Eq. (27),  $x(\tau) > 0$ ; if  $\theta \in (90^\circ, 180^\circ]$ , then  $|\cos(\theta)| = -\cos(\theta)$  and  $x(\tau) < 0$  (if  $\theta = 90^\circ$ ,  $x(\tau) = 0$ ). Finally, in the ultra-relativistic limit,  $x(\tau)$  as a function of  $y(\tau)$  is given by

$$x(\tau) = x(\tau)(y(\tau)) = \pm \frac{1}{2} (y_{\max} - y(\tau)) \ln \left[ \frac{y_{\max} + \sqrt{y_{\max}^2 - (y_{\max} - y(\tau))^2}}{y_{\max} - \sqrt{y_{\max}^2 - (y_{\max} - y(\tau))^2}} \right], \quad (31)$$

where  $0 \leq y(\tau) \leq y_{\max}$ . The  $x(\tau)$  coordinate reaches its maximum and minimum values when  $y(\tau) \simeq 0.4475 y_{\max}$ , i.e.,  $(x(\tau))_{\max} = 0.6627 y_{\max}$  and  $(x(\tau))_{\min} = -(x(\tau))_{\max}$ . Thus, the dimensions of a maximum height curve depend on  $y_{\max}$ , i.e., on  $\beta_0$  (with  $\beta_0 \rightarrow 1$ ).

We can write the curve in Eq. (31) in polar form. For this purpose, instead of the launch point  $0 \hat{\mathbf{x}} + 0 \hat{\mathbf{y}}$ , it is mathematically convenient to take the point  $0 \hat{\mathbf{x}} + y_{\max} \hat{\mathbf{y}}$  as the origin

of the curve. Thus, the coordinates of the curve are:

$$X(\tau) = x(\tau) \quad \text{and} \quad Y(\tau) = y(\tau) - y_{\max}, \quad (32)$$

where  $-y_{\max} \leq Y(\tau) \leq 0$ . To express the equation of the curve in polar coordinates  $R(\tau)$  and  $\alpha$ , we write the following customary relations:

$$X(\tau) = (X(\tau))(\alpha) = (R(\tau))(\alpha) \cos(\alpha) \quad \text{and} \quad Y(\tau) = (Y(\tau))(\alpha) = (R(\tau))(\alpha) \sin(\alpha). \quad (33)$$

The angle  $\alpha$  starts at  $0^\circ$  from the reference direction, which is defined as the line  $y(\tau) = y_{\max}$ ; however, because  $Y(\tau) \in [-y_{\max}, 0]$ , it follows that  $180^\circ \leq \alpha \leq 360^\circ$ . Then, the polar equation of the curve that joins the points of maximum height of the projectile in the ultra-relativistic limit is obtained by first substituting the coordinates  $x(\tau)$  and  $y(\tau)$  from Eq. (32) into Eq. (31) and subsequently substituting the relations in Eq. (33) to the new Eq. (31). The results are as follows:

$$R(\tau) = (R(\tau))(\alpha) = \frac{y_{\max}}{|\sin(\alpha)| \cosh\left(\frac{|\cos(\alpha)|}{\sin(\alpha)}\right)}. \quad (34)$$

Thus, the parametric equations of the limit curve that joins the points of maximum height of the ultra-relativistic projectile are:

$$(x(\tau))(\alpha) = (R(\tau))(\alpha) \cos(\alpha) \quad \text{and} \quad (y(\tau))(\alpha) = (R(\tau))(\alpha) \sin(\alpha) + y_{\max}. \quad (35)$$

We recall that the distance  $(R(\tau))(\alpha)$  is measured from the top of the curve that joins the points of maximum height, and the angle  $\alpha$  is measured around that point but restricted to the interval  $\alpha \in [180^\circ, 360^\circ]$ . For example, when  $\alpha = 270^\circ$ ,  $x(\tau) = y(\tau) = 0$ ; when  $\alpha = 180^\circ$  or  $360^\circ$ ,  $x(\tau) \rightarrow 0$  but  $y(\tau) \rightarrow y_{\max}$ .

The curve given parametrically in Eq. (35) corresponds to the limit  $\beta_0 \rightarrow 1$  (i.e.,  $v_0 \rightarrow c$ ). In figure 1, we plot this maximum height limit curve (in units of  $\frac{c^2}{g}$ ) whose dimensions correspond to  $\beta_0 = 0.9999999$ ; therefore,  $y_{\max} = \sqrt{5,000,000} = 2,236.068$  (in units of  $\frac{c^2}{g}$ ). Figure 1 shows that the limit curve  $(\mathbf{r}(\tau))(\alpha) = ((x(\tau))(\alpha), (y(\tau))(\alpha))$  with  $180^\circ \leq \alpha \leq 360^\circ$  is onion-shaped (line blue). In figure 1, if the sector  $0^\circ < \alpha < 180^\circ$  is included (line red), a lemniscate-type curve, which resembles the infinity symbol ( $\infty$ ) in the vertical position or the number eight (8), is generated and centered at the point  $(0, y_{\max})$ . Figure 1 also shows the trajectories of the projectile in the ultra-relativistic limit with  $\beta_0 = 0.9999999$  for the –first



quadrant– launch angles  $\theta = \{15^\circ, 30^\circ, 45^\circ, 56.46^\circ, 65^\circ, 75^\circ\}$  and –second quadrant– launch angles  $\theta = \{105^\circ, 115^\circ, 123.54^\circ, 135^\circ, 150^\circ, 165^\circ\}$  (black lines). The latter trajectories are obtained from Eq. (B10).

### III. FINAL DISCUSSION

The points in the plane at the maximum heights of all trajectories of an ultra-relativistic projectile ( $\beta_0 \rightarrow 1$ ) lie on an onion-shape curve. The curve is one of the loops of a lemniscate-type curve. Given an extremely high initial speed, the parametric equations of that curve are provided in Eq. (35), the polar equation is provided in Eq. (34), and the polar angle is restricted to the interval  $\alpha \in [180^\circ, 360^\circ]$ . We recall that the pole of this polar curve is the point  $0 \hat{x} + y_{\max} \hat{y}$ , but the launching point of the projectile is the point  $0 \hat{x} + 0 \hat{y}$ . We found that only the curve that passes through the highest points of all trajectories in the ultra-relativistic limit can be written in polar form in a simple manner. If the polar angle of the parametric equations in Eq. (35) completely covers the plane, i.e.,  $\alpha \in [0^\circ, 360^\circ)$ , then a type of lemniscate is generated with the center at the point where the projectile will reach the highest height. To our knowledge, these results have not been published elsewhere. We also verified that the locus of the maxima of the relativistic projectile trajectories in the nonrelativistic limit is an ellipse of eccentricity  $\epsilon = \sqrt{3}/2$ . Additionally, we calculated in detail the nonrelativistic and ultra-relativistic limits of the trajectory equation for a relativistic projectile and the limits of the parametric equations of the trajectory as functions of time. From the latter, we recovered the trajectory equations in each limit. We also showed that, in the ultra-relativistic limit, the trajectory of the projectile for points that are distant from the launching point is approximately exponential.

We have addressed the problem of a relativistic projectile in a uniform force field,  $F = \text{const}$ , within the scheme of the special theory of relativity. Certainly, our results apply to the problem of a charged particle (charge  $q$ ) that is fired with an angle  $\theta$  with respect to a horizontal plane in a transverse uniform electric field [17]. In this case,  $F = qE > 0$ , and the replacement  $g \rightarrow \frac{qE}{m}$ , or  $\frac{c^2}{g} \rightarrow \frac{mc^2}{qE}$ , must be made in our results. Incidentally, in the case of an electron, the latter replacement would be  $9.165 \times 10^{15} \text{ m} \rightarrow 81.872 \text{ m}$ , and in the case of a proton, it would be  $9.165 \times 10^{15} \text{ m} \rightarrow 1.503 \times 10^5 \text{ m}$  (we used  $c = 2.998 \times 10^8 \text{ m/s}$ ,  $g = 9.807 \text{ m/s}^2$  and  $F = 1 \times 10^{-15} \text{ N}$ , i.e., the magnitude of the electric field would be

$6.242 \times 10^4 \text{ N/C}$ ). The distances involved in the gravitational problem are considerably larger than those involved in the electrodynamics problem, certainly, assuming that  $g$  is not very large.

In relativistic classical mechanics, the equation of motion with  $F = mg = \text{const}$  does not describe a proper relativistic particle in a uniform gravitational field. As we know, in a uniform gravitational field, the force on a particle depends on its speed, i.e.,  $F = m\gamma g$  (see, for example, Refs. [12, 21]). On the other hand, within the framework of the general theory of relativity, the force is essentially given by  $F = m\tilde{\gamma}g$ , where  $\tilde{\gamma} = (1 - \beta^2 + \frac{2\phi}{c^2})^{-1/2}$ . In this case, the equation of motion corresponds to the equation of motion for the special relativity case with the replacement  $m\gamma \rightarrow m\tilde{\gamma}$ , namely,  $\frac{d}{dt}(m\tilde{\gamma}\mathbf{v}) = m\tilde{\gamma}\mathbf{g}$  (for an example of a one-dimensional problem solved via the latter equation, see Ref. [24]). However, the maximum height reached by a vertically fired relativistic projectile should increase as the initial speed of the projectile approaches the speed of light ( $\beta_0 \rightarrow 1$ ). We can compare how this distance approaches infinity in the three scenarios presented above. (a) When  $F = mg = \text{const}$ , we have  $Y_{\text{max}} = \frac{c^2}{g}(\gamma_0 - 1)$  (this relation is Eq. (17), with  $\theta = 90^\circ$ , or Eq. (A5)). (b) When  $F = m\gamma g$ , we have  $Y_{\text{max}} = \frac{c^2}{g} \ln(\gamma_0)$  (see Eq. (37) in Ref. [12]). (c) When  $F = m\tilde{\gamma}g$ , we have  $Y_{\text{max}} = \frac{c^2}{g} \frac{1}{2} \beta_0^2 \gamma_0^2$  (see Eq. (8) in Ref. [24]). In the nonrelativistic approximation ( $\beta_0 \simeq 0$ ), these three functions of  $\beta_0$  are almost equal. If a value of  $\beta_0$  very close to 1 is chosen, the projectile (c) is the farthest from the launch point, behind it is (a), and further back is (b). Thus, in this case, the result obtained by assuming that the gravitational force is  $F = mg = \text{const}$  lies between the result that takes into account the relativistic mass (i.e.,  $F = m\gamma g$ ) and the result compatible with general relativity (i.e.,  $F = m\tilde{\gamma}g$ , where  $\tilde{\gamma} = (1 - \beta^2 + \frac{2gy}{c^2})^{-1/2}$ ).

We can numerically estimate the maximum height  $Y_{\text{max}}$  that a relativistic projectile reaches if it is fired vertically from a place where the gravitational field has a real possibility of being very large. For example, we could suppose that the projectile is fired from a point that is slightly above the event horizon of a black hole. In this case,  $v_0 \simeq c$  (i.e.,  $\beta_0 \simeq 1$ ), and the Newtonian gravitational acceleration at the event horizon is given by  $g = g_{\text{horizon}} = \frac{c^4}{4GM}$  (we use the latter result only to estimate the acceleration of gravity; incidentally, the result is not valid in general relativity; in fact,  $g_{\text{horizon}} \rightarrow \infty$  at all event horizons). For a black hole with the mass of the Sun, i.e.,  $M = M_\odot = 1.989 \times 10^{30} \text{ kg}$  ( $G = 6.672 \times 10^{-11} \text{ N m}^2/\text{kg}^2$ ), we obtain the result  $g_{\text{horizon}} = 1.522 \times 10^{13} \text{ m/s}^2$  (i.e.,  $g_{\text{horizon}}$  is  $1.552 \times 10^{12}$  times the

gravitational acceleration of the Earth); hence, we have that  $\frac{c^2}{g_{\text{horizon}}} = 5.905 \times 10^3$  m. For a projectile fired with  $\beta_0 = 0.9999999$ , we obtain the following results (we consider the same three cases mentioned above): (a)  $Y_{\text{max}} = \frac{c^2}{g_{\text{horizon}}}(\gamma_0 - 1) = 1.320 \times 10^7$  m, i.e.,  $Y_{\text{max}} = 13,200$  km. (b)  $Y_{\text{max}} = \frac{c^2}{g_{\text{horizon}}} \ln(\gamma_0) = 4.554 \times 10^4$  m, i.e.,  $Y_{\text{max}} = 45.540$  km. (c)  $Y_{\text{max}} = \frac{c^2}{g_{\text{horizon}}} \frac{1}{2} \beta_0^2 \gamma_0^2 = 1.475 \times 10^{10}$  m, i.e.,  $Y_{\text{max}} = 14,750,000$  km.

The relativistic mass of a projectile depends on the velocity of the projectile; hence, the gravitational force on the projectile in a uniform gravitational field is not constant, i.e.,  $F = m\gamma g$ . However, let us suppose that the gravitational force is constant, i.e.,  $F = mg = \text{const}$ . Under this assumption, we can estimate the ratio of the mass to the radius of a stellar object (e.g., a dense star) such that a relativistic projectile fired vertically from its surface reaches a maximum height that is infinitesimally small compared with the radius of the stellar object. In the latter case, the pole of the lemniscate that joins the points of maximum height of the ultra-relativistic projectile may not be at a great distance from the launching point of the projectile. Let us suppose that the radius of the stellar body of mass  $M$  is  $R$ . From its surface, the projectile is fired vertically with speed  $v_0$  and reaches a maximum height of  $H_{\text{max}}$ . The conservation of energy of the projectile gives us the following relation:

$$-\frac{GM}{R} + c^2(\gamma_0 - 1) = -\frac{GM}{R + H_{\text{max}}}. \quad (36)$$

Substituting the Newtonian formula that gives the acceleration of gravity (in this case, on the surface of the stellar body), that is,  $g = GM/R^2$ , into Eq. (36), we obtain the following result:

$$H_{\text{max}} = \frac{\frac{c^2}{g}(\gamma_0 - 1)}{1 - \frac{1}{R} \frac{c^2}{g}(\gamma_0 - 1)} = \frac{Y_{\text{max}}}{1 - \frac{Y_{\text{max}}}{R}} \quad (37)$$

(In the last step, we also use the formula that gives the maximum height reached by a relativistic projectile fired vertically when  $F = mg = \text{const}$ ). Clearly, when  $Y_{\text{max}} \ll R$ , i.e.,  $\frac{c^2}{g}(\gamma_0 - 1) \ll R$ , or  $\frac{c^2}{G}(\gamma_0 - 1) \ll \frac{M}{R}$ , we have that  $H_{\text{max}} \simeq Y_{\text{max}}$ . We select a projectile with  $\beta_0 = 0.9999999$ ; therefore,  $\gamma_0 - 1 \simeq \gamma_0 = 2,236.068$ . Thus, the ratio of the mass to the radius of the stellar object must verify the following relation:

$$1.055 \times 10^9 \frac{M_{\odot}}{R_{\odot}} \ll \frac{M}{R} \quad (38)$$

( $R_{\odot} = 6.963 \times 10^8$  m is the radius of the Sun). Clearly, the latter relation could be satisfied only by a very particular stellar object, one that is very massive and has a small radius.

We hope that the content of this article will be of interest and of use to advanced undergraduate students and those who are interested in the study of good geometric properties related to projectile motion, particularly for relativistic projectiles in a uniform force field. Additionally, several results concerning nonrelativistic and ultra-relativistic approximations that are attractive and useful in themselves were also presented.

#### IV. APPENDIX A

In relativistic dynamics, the equation of the curve that is formed by joining the maximum heights of the projectile trajectories, e.g.,  $x(\tau)$  as a function of  $y(\tau)$ , can be explicitly obtained by eliminating the launch angle  $\theta$  of the projectile between Eqs. (16) and (17). The latter pair of equations can also be written as follows:

$$x(\tau) = \frac{1}{2} \frac{mc^2}{F} \frac{1}{\sqrt{1 - \beta_0^2}} \beta_0 \cos(\theta) \ln \left[ \frac{1 + \sqrt{\beta_0^2 - \beta_0^2 \cos^2(\theta)}}{1 - \sqrt{\beta_0^2 - \beta_0^2 \cos^2(\theta)}} \right] \quad (\text{A1})$$

and

$$y(\tau) = \frac{mc^2}{F} \frac{1}{\sqrt{1 - \beta_0^2}} \left[ 1 - \sqrt{1 - (\beta_0^2 - \beta_0^2 \cos^2(\theta))} \right]. \quad (\text{A2})$$

Then, from Eq. (A2), if we write the expressions for  $\beta_0^2 - \beta_0^2 \cos^2(\theta)$  and for  $\beta_0 \cos(\theta)$  and substitute them into Eq. (A1), we obtain the following preliminary result:

$$x(\tau) = \pm \frac{1}{2} \sqrt{(d - y(\tau))^2 - d^2(1 - \beta_0^2)} \ln \left[ \frac{d + \sqrt{d^2 - (d - y(\tau))^2}}{d - \sqrt{d^2 - (d - y(\tau))^2}} \right], \quad (\text{A3})$$

where

$$d = d(\beta_0) \equiv \frac{mc^2}{F} \frac{1}{\sqrt{1 - \beta_0^2}}. \quad (\text{A4})$$

The maximum height that the relativistic projectile reaches is obtained by setting  $\theta = 90^\circ$  in Eq. (A2), i.e.,

$$(y(\tau))(\theta = 90^\circ) = \frac{mc^2}{F} \frac{1}{\sqrt{1 - \beta_0^2}} \left( 1 - \sqrt{1 - \beta_0^2} \right) = d \left( 1 - \sqrt{1 - \beta_0^2} \right) \equiv Y_{\max}(\beta_0) = Y_{\max} \quad (\text{A5})$$

(we also use the definition in Eq. (A4)). We obtain the following relation from Eq. (A5):

$$d^2(1 - \beta_0^2) = (d - Y_{\max})^2. \quad (\text{A6})$$

By substituting the latter result into Eq. (A3), we finally obtain  $x(\tau)$  as a function of  $y(\tau)$  for a relativistic projectile, i.e.,

$$x(\tau) = x(\tau)(y(\tau)) = \pm \frac{1}{2} \sqrt{(d - y(\tau))^2 - (d - Y_{\max})^2} \ln \left[ \frac{d + \sqrt{d^2 - (d - y(\tau))^2}}{d - \sqrt{d^2 - (d - y(\tau))^2}} \right]. \quad (\text{A7})$$

Importantly, both  $d$  and  $Y_{\max}$  depend on the initial speed of the projectile, i.e., they depend on  $\beta_0$ . Certainly, the curve in Eq. (A7) is the curve that joins the highest points of all trajectories of a projectile fired with a (constant) relativistic initial speed.

In the nonrelativistic regime, the approximate formulas in Eqs. (18) and (20) (the latter in the form of  $\sqrt{1 - \beta_0^2} \simeq 1 - \frac{1}{2}\beta_0^2$ ) are valid; thus, we can write

$$d(\beta_0 \simeq 0) = \frac{mc^2}{F} \left( 1 + \frac{1}{2}\beta_0^2 \right) \simeq \frac{mc^2}{F} = \frac{c^2}{g} \quad (\text{A8})$$

and

$$Y_{\max}(\beta_0 \simeq 0) = d(\beta_0 \simeq 0) \left[ 1 - \left( 1 - \frac{1}{2}\beta_0^2 \right) \right] = \frac{c^2}{g} \frac{1}{2}\beta_0^2 = \frac{v_0^2}{2g} \quad (\text{A9})$$

(We also use  $\beta_0 = v_0/c$  and  $F = mg$ ). Substituting the latter pair of relations into Eq. (A7) and developing the differences of squares in the numerator and denominator within the natural logarithm function, we obtain

$$x(\tau) = \pm \frac{1}{2} \sqrt{\left( \frac{c^2}{g} - y(\tau) \right)^2 - \left( \frac{c^2}{g} - \frac{v_0^2}{2g} \right)^2} \ln \left[ \frac{\frac{c^2}{g} + \sqrt{y(\tau) \left( \frac{2c^2}{g} - y(\tau) \right)}}{\frac{c^2}{g} - \sqrt{y(\tau) \left( \frac{2c^2}{g} - y(\tau) \right)}} \right]. \quad (\text{A10})$$

We can rewrite and approximate the term with the natural logarithm as follows:

$$\ln \left[ \frac{\frac{c^2}{g} + \sqrt{y(\tau) \left( \frac{2c^2}{g} - y(\tau) \right)}}{\frac{c^2}{g} - \sqrt{y(\tau) \left( \frac{2c^2}{g} - y(\tau) \right)}} \right] = \ln \left[ \frac{1 + \sqrt{2\frac{y(\tau)}{\frac{c^2}{g}} - \left( \frac{y(\tau)}{\frac{c^2}{g}} \right)^2}}{1 - \sqrt{2\frac{y(\tau)}{\frac{c^2}{g}} - \left( \frac{y(\tau)}{\frac{c^2}{g}} \right)^2}} \right] \simeq \ln \left[ \frac{1 + \sqrt{\frac{2g}{c^2} y(\tau)}}{1 - \sqrt{\frac{2g}{c^2} y(\tau)}} \right]. \quad (\text{A11})$$

In the nonrelativistic regime, the distance  $\frac{c^2}{g}$  is much larger than  $y(\tau)$ ; hence, the quadratic term within the square roots is very small. Now, using a slight variation of the approximate formula in Eq. (19), the result in Eq. (A11) can be written as follows:

$$\ln \left[ \frac{1 + \sqrt{\frac{2g}{c^2} y(\tau)}}{1 - \sqrt{\frac{2g}{c^2} y(\tau)}} \right] = \ln \left[ 1 + \sqrt{\frac{2g}{c^2} y(\tau)} \right] - \ln \left[ 1 - \sqrt{\frac{2g}{c^2} y(\tau)} \right]$$

$$\simeq \left[ \sqrt{\frac{2g}{c^2}y(\tau) - \frac{1}{2}\frac{2g}{c^2}y(\tau)} \right] - \left[ -\sqrt{\frac{2g}{c^2}y(\tau) - \frac{1}{2}\frac{2g}{c^2}y(\tau)} \right] = \sqrt{\frac{8g}{c^2}y(\tau)}. \quad (\text{A12})$$

Similarly, the term with the square root that multiplies the term with the natural logarithm function in Eq. (A10) can be written as follows:

$$\sqrt{\left(\frac{c^2}{g} - y(\tau)\right)^2 - \left(\frac{c^2}{g} - \frac{v_0^2}{2g}\right)^2} = \sqrt{y^2(\tau) - \frac{2c^2}{g}y(\tau) + \frac{2c^2}{g}\frac{v_0^2}{2g} - \left(\frac{v_0^2}{2g}\right)^2}. \quad (\text{A13})$$

Substituting the results in Eq. (A11) and Eq. (A12) into Eq. (A10) and considering the result in Eq. (A13), we obtain

$$\begin{aligned} x(\tau) &= \pm \frac{1}{2} \sqrt{y^2(\tau) - \frac{2c^2}{g}y(\tau) + \frac{2c^2}{g}\frac{v_0^2}{2g} - \left(\frac{v_0^2}{2g}\right)^2} \sqrt{\frac{8g}{c^2}y(\tau)} \\ &\quad \pm \frac{1}{2} \sqrt{\frac{8g}{c^2}y^3(\tau) - 16y^2(\tau) + 16\frac{v_0^2}{2g}y(\tau) - \frac{8g}{c^2}\left(\frac{v_0^2}{2g}\right)^2 y(\tau)} \\ &\simeq \pm \frac{1}{2} \sqrt{-16y^2(\tau) + 16\frac{v_0^2}{2g}y(\tau)} \end{aligned} \quad (\text{A14})$$

(we recall that  $0 \leq y(\tau) \leq Y_{\max}(\beta_0 \simeq 0) = \frac{v_0^2}{2g}$ , and the distance  $\frac{c^2}{g}$  is much larger than  $y(\tau)$  and  $\frac{v_0^2}{2g}$ , i.e.,  $\frac{g}{c^2}y(\tau) \ll 1$  and  $\frac{g}{c^2}\frac{v_0^2}{2g} \ll 1$ ). Finally, squaring the formula in Eq. (A14) and multiplying it by  $\left(\frac{v_0^2}{2g}\right)^{-2}$ , we obtain

$$\begin{aligned} \frac{x^2(\tau)}{\left(\frac{v_0^2}{2g}\right)^2} &= -4\frac{y^2(\tau)}{\left(\frac{v_0^2}{2g}\right)^2} + 4\frac{v_0^2}{2g}\frac{y(\tau)}{\left(\frac{v_0^2}{2g}\right)^2} = -\frac{y^2(\tau)}{\left(\frac{v_0^2}{4g}\right)^2} + 2\frac{v_0^2}{4g}\frac{y(\tau)}{\left(\frac{v_0^2}{4g}\right)^2} \\ &= \frac{-y^2(\tau) + 2\frac{v_0^2}{4g}y(\tau)}{\left(\frac{v_0^2}{4g}\right)^2} = \frac{\left(\frac{v_0^2}{4g}\right)^2 - y^2(\tau) + 2\frac{v_0^2}{4g}y(\tau) - \left(\frac{v_0^2}{4g}\right)^2}{\left(\frac{v_0^2}{4g}\right)^2} \\ &= \frac{\left(\frac{v_0^2}{4g}\right)^2 - \left(y(\tau) - \frac{v_0^2}{4g}\right)^2}{\left(\frac{v_0^2}{4g}\right)^2}. \end{aligned} \quad (\text{A15})$$

The latter is precisely the result in Eq. (23), i.e., in the nonrelativistic approximation, the points of maximum height of all trajectories of a projectile launched with the same initial speed form an ellipse of eccentricity  $\epsilon = \sqrt{3}/2$ .

In the ultra-relativistic regime, the approximate formulas in Eqs. (24) and (26) (the latter in the form of  $\sqrt{1 - \beta_0^2} \simeq 0$ ) are true; hence, we can write the following results:

$$d(\beta_0 \simeq 1) = \frac{mc^2}{F} \frac{1}{\sqrt{2}} \frac{1}{\sqrt{1 - \beta_0}} = \frac{1}{\sqrt{2}} \frac{c^2}{g} \frac{1}{\sqrt{1 - \beta_0}} = y_{\max} \quad (\text{A16})$$

and

$$Y_{\max}(\beta_0 \simeq 1) = d(\beta_0 \simeq 1) (1 - 0) = d(\beta_0 \simeq 1) = y_{\max} \quad (\text{A17})$$

(we also use  $F = mg$ ). Substituting the latter two relations into Eq. (A7), we obtain

$$x(\tau) = \pm \frac{1}{2} \sqrt{(y_{\max} - y(\tau))^2 - (y_{\max} - y_{\max})^2} \ln \left[ \frac{y_{\max} + \sqrt{y_{\max}^2 - (y_{\max} - y(\tau))^2}}{y_{\max} - \sqrt{y_{\max}^2 - (y_{\max} - y(\tau))^2}} \right]. \quad (\text{A18})$$

This result is identical to the result in Eq. (31) as expected (we recall that  $0 \leq y(\tau) \leq Y_{\max}(\beta_0 \simeq 1) = y_{\max}$ ). In fact, the approximation in Eq. (A17) enables the limit curve in Eq. (A18) to be written in a simple polar form (i.e., the form in Eq. (34)). Actually, as  $\beta_0$  tends to 1,  $d = \frac{mc^2}{F} \gamma_0$  (Eq. (A4)) tends to  $y_{\max}$  and  $Y_{\max} = d - \frac{mc^2}{F} = \frac{mc^2}{F} (\gamma_0 - 1)$  (Eqs. (A4) and (A5)) also tends to  $y_{\max}$  (we recall that  $\beta_0$  must be very close to 1 for  $\gamma_0$  to be appreciably greater than 1). From the latter reasoning, the result in Eq. (A18) finally arises. In figure 2, we plot the functions or curves in Eq. (A7) (the –exact relativistic curve– (orange lines) and Eq. (A18) (–its ultra-relativistic limit– (red and blue lines) and compare them near the point where the projectile would reach its maximum height (in units of  $\frac{c^2}{g}$ ). Figure 2 also shows the trajectories of the projectile in the ultra-relativistic limit for the launch angles of  $89.99^\circ$  and  $90.01^\circ$  (Eq. (B10), i.e., for projectiles fired almost vertically. Similar to figure 1, we select  $\beta_0 = 0.9999999$ ; therefore,  $Y_{\max} = 2, 235.068$  ( $y_{\max} = 2, 236.068$ ).

## V. APPENDIX B

The parametric equations of the trajectory are provided in Eqs. (12) and (13). Eq. (13) can also be written as follows:

$$\sqrt{E_0^2 - 2c^2 F t p_0 \sin(\theta) + c^2 F^2 t^2} = E_0 - F y. \quad (\text{B1})$$

Therefore,

$$c F t - c p_0 \sin(\theta) = \pm \sqrt{c^2 p_0^2 \sin^2(\theta) - 2 E_0 F y + F^2 y^2}, \quad (\text{B2})$$

where the positive sign corresponds to the case of  $t > \tau$  and the negative sign corresponds to the case of  $t < \tau$ . The latter relation provides the two solutions of the quadratic equation with time as the unknown quantity (see Eq. (13)). Substituting the relations in Eqs. (B1) and (B2) into Eq. (12) and exponentiating on both sides of the equality, the following

relation is obtained:

$$\mp \sqrt{c^2 p_0^2 \sin^2(\theta) - 2E_0 F y + F^2 y^2} = E_0 - F y - (E_0 - c p_0 \sin(\theta)) \exp\left(\frac{F x}{c p_0 \cos(\theta)}\right). \quad (\text{B3})$$

Squaring both sides of this expression, after some algebra, we obtain the equation of the projectile trajectory:

$$y(x) = \frac{E_0}{F} - \frac{E_0}{F} \cosh\left(\frac{F x}{c p_0 \cos(\theta)}\right) + \frac{c p_0 \sin(\theta)}{F} \sinh\left(\frac{F x}{c p_0 \cos(\theta)}\right), \quad (\text{B4})$$

which is precisely the result in Refs. [14, 15]. Note that, in the latter function,  $x$  and  $\cos(\theta)$  always have the same sign when  $0^\circ \leq \theta \leq 180^\circ$ , whereas  $\sin(\theta)$  never changes sign. More precisely, because  $\cos(180^\circ - \theta) = -\cos(\theta)$  and  $\sin(180^\circ - \theta) = \sin(\theta)$ ,  $y(x) \equiv y(x, \theta) = y(-x, 180^\circ - \theta)$  as expected. Now, let us write  $y(x)$  in Eq. (B4) in terms of  $\beta_0$ :

$$y(x) = \frac{m c^2}{F} \frac{1}{\sqrt{1 - \beta_0^2}} - \frac{m c^2}{F} \frac{1}{\sqrt{1 - \beta_0^2}} \cosh\left(\frac{x}{\frac{m c^2}{F} \frac{\beta_0}{\sqrt{1 - \beta_0^2}} \cos(\theta)}\right) + \frac{m c^2}{F} \frac{\beta_0}{\sqrt{1 - \beta_0^2}} \sin(\theta) \sinh\left(\frac{x}{\frac{m c^2}{F} \frac{\beta_0}{\sqrt{1 - \beta_0^2}} \cos(\theta)}\right). \quad (\text{B5})$$

We emphasize again that the latter is the exact equation of the trajectory of the relativistic projectile.

In the nonrelativistic regime, the approximate formula in Eq. (18) is valid; thus, if we substitute this formula into Eq. (B5) we can write:

$$y(x) = \frac{m c^2}{F} \left[ 1 - \cosh\left(\frac{x}{\frac{m c^2}{F} \beta_0 \cos(\theta)}\right) + \beta_0 \sin(\theta) \sinh\left(\frac{x}{\frac{m c^2}{F} \beta_0 \cos(\theta)}\right) \right]. \quad (\text{B6})$$

The argument of the hyperbolic sine and cosine is a small quantity in the nonrelativistic regime, i.e., when  $v_0$  is much smaller than the speed of light (or  $\beta_0 \simeq 0$ ) and  $|x|$  is not a very large distance. Moreover,  $\frac{m c^2}{F} = \frac{c^2}{g}$  is a large distance. Thus, we can use the following approximation:

$$\cosh\left(\frac{x}{\frac{m c^2}{F} \beta_0 \cos(\theta)}\right) \simeq 1 + \frac{1}{2} \frac{F^2 x^2}{(m c^2)^2 \beta_0^2 \cos^2(\theta)} = 1 + \frac{1}{2} \frac{1}{c^2} \frac{g^2}{v_0^2 \cos^2(\theta)} x^2 \quad (\text{B7})$$

and

$$\sinh\left(\frac{x}{\frac{m c^2}{F} \beta_0 \cos(\theta)}\right) \simeq \frac{F x}{m c^2 \beta_0 \cos(\theta)} = \frac{1}{c} \frac{g}{v_0 \cos(\theta)} x \quad (\text{B8})$$



(see the comment that follows Eq. (B4)). Substituting these two approximations into Eq. (B6), we obtain the entire trajectory of the nonrelativistic projectile, i.e., a parabola:

$$y(x) = -\frac{g}{2v_0^2} \sec^2(\theta) x^2 + \tan(\theta) x = \tan(\theta) x \left( 1 - \frac{x}{R_{\text{NR}}} \right), \quad (\text{B9})$$

where  $R_{\text{NR}} = \frac{v_0^2}{g} 2 \cos(\theta) \sin(\theta) = \frac{v_0^2}{g} \sin(2\theta)$  is the range of the projectile as a function of the launch angle in the nonrelativistic regime (see the discussion following Eq. (21)).

On the other hand, in the ultra-relativistic regime, approximations in Eq. (24) are valid. Thus, if we use these formulas in Eq. (B5), and use the definition in Eq. (29) and  $\frac{mc^2}{F} = \frac{c^2}{g}$ , we obtain the entire trajectory of the relativistic projectile in the ultra-relativistic limit as follows:

$$y(x) = y_{\text{max}} \left[ 1 - \cosh\left(\frac{x}{y_{\text{max}} \cos(\theta)}\right) + \sin(\theta) \sinh\left(\frac{x}{y_{\text{max}} \cos(\theta)}\right) \right]. \quad (\text{B10})$$

In general, an ultra-relativistic projectile can reach greater distances than a nonrelativistic projectile, i.e., it moves further away from the launching point. Thus, we can use the following two formulas which are valid for large (positive and negative) values of  $x$ :

$$\cosh\left(\frac{x}{y_{\text{max}} \cos(\theta)}\right) \simeq \frac{1}{2} \exp\left(\frac{x}{y_{\text{max}} \cos(\theta)}\right) \quad (\text{B11})$$

and

$$\sinh\left(\frac{x}{y_{\text{max}} \cos(\theta)}\right) \simeq \frac{1}{2} \exp\left(\frac{x}{y_{\text{max}} \cos(\theta)}\right) \quad (\text{B12})$$

(see the comment that follows Eq. (B4)). Finally, substituting these two approximate formulas into Eq. (B10), we obtain the asymptotic behavior of  $y$  as a function of  $x$  when  $x \rightarrow \pm\infty$ , i.e.,

$$y(x) \rightarrow y_{\text{max}} \left[ 1 - \frac{1}{2} (1 - \sin(\theta)) \exp\left(\frac{x}{y_{\text{max}} \cos(\theta)}\right) \right], \quad (\text{B13})$$

where  $y_{\text{max}}$  is given in Eq. (29). Given a launch angle  $\theta$ , the real trajectory of the particle in the ultra-relativistic regime approaches the exponential curve in Eq. (B13). For certain launch angles, the maximum approach between these two curves can only occur if the projectile moves below the line  $y = 0$ . However, if the launch angles of the projectile verify the following approximation from Eq. (B13), a large approach is observed on the line  $y = 0$ :

$$y(x = R_{\text{UR}}) = y_{\text{max}} \left[ 1 - \frac{1}{2} (1 - \sin(\theta)) \exp\left(\frac{R_{\text{UR}}}{y_{\text{max}} \cos(\theta)}\right) \right] \simeq 0 \quad (\text{B14})$$

(where  $R_{UR} = 2(x(\tau))(\theta)$  with the function  $(x(\tau))(\theta)$  in Eq. (27), and  $y_{\max}$  is defined in Eq. (29)). Then, the following approximation is obtained:

$$y_{\max} \left[ 1 - \frac{1}{2} (1 + \sin(\theta)) \right] \simeq 0. \quad (\text{B15})$$

For a given  $y_{\max}$ , this formula is mainly satisfied for high projectile firing angles (when the term inside the bracket becomes truly small). In figure 3, we plot the asymptotic curves in Eq. (B13) (green lines) with the respective projectile trajectories in the ultra-relativistic limit in Eq. (B10) (black lines) for the angles  $\theta = 65^\circ$ ,  $\theta = 75^\circ$  and  $\theta = 80^\circ$ . The maximum height limit curve is shown in blue. Similar to figures 1 and 2, we set  $\beta_0 = 0.9999999$ ; therefore,  $y_{\max} = 2,236.068$  (in units of  $\frac{c^2}{g}$ ).

Now, let us write the parametric equations of the trajectory in the nonrelativistic regime. The parametric equations of the trajectory are in Eqs. (12) and (13). Let us write the latter equations in terms of  $\beta_0$ . First, the square root term in both equations can be written as follows (we also use the relation  $cp_0 = \beta_0 E_0$ ):

$$\begin{aligned} \sqrt{E_0^2 - 2\beta_0 E_0 \sin(\theta) cFt + c^2 F^2 t^2} &= E_0 \sqrt{1 + \frac{c^2 F^2 t^2 - 2\beta_0 E_0 \sin(\theta) cFt}{E_0^2}} \\ &= \frac{mc^2}{\sqrt{1 - \beta_0^2}} \sqrt{1 - \beta_0 \sqrt{1 - \beta_0^2} 2 \sin(\theta) \frac{Ft}{mc} + (1 - \beta_0^2) \frac{F^2 t^2}{m^2 c^2}}. \end{aligned} \quad (\text{B16})$$

Similarly, the other terms in Eqs. (12) and (13) can be written as follows:

$$\frac{cp_0 \cos(\theta)}{F} = \frac{mc^2}{F} \frac{\beta_0}{\sqrt{1 - \beta_0^2}} \cos(\theta), \quad (\text{B17})$$

$$E_0 - cp_0 \sin(\theta) = mc^2 \frac{(1 - \beta_0 \sin(\theta))}{\sqrt{1 - \beta_0^2}}, \quad (\text{B18})$$

$$-cp_0 \sin(\theta) + cFt = \frac{mc^2}{\sqrt{1 - \beta_0^2}} \left( -\beta_0 \sin(\theta) + \sqrt{1 - \beta_0^2} \frac{Ft}{mc} \right) \quad (\text{B19})$$

and

$$\frac{E_0}{F} = \frac{mc^2}{F} \frac{1}{\sqrt{1 - \beta_0^2}}. \quad (\text{B20})$$

Using the approximate formula in Eq. (18) in Eqs. (B16)–(B20) and substituting the resulting relations into functions  $x(t)$  and  $y(t)$  (Eqs. (12) and (13)), we obtain:

$$x(t) = \frac{mc^2}{F} \beta_0 \cos(\theta) \ln \left[ \frac{\sqrt{1 - \beta_0 2 \sin(\theta) \frac{Ft}{mc} + \frac{F^2 t^2}{m^2 c^2}} - \beta_0 \sin(\theta) + \frac{Ft}{mc}}{1 - \beta_0 \sin(\theta)} \right] \quad (\text{B21})$$

and

$$y(t) = \frac{mc^2}{F} \left[ 1 - \sqrt{1 - \beta_0 2 \sin(\theta) \frac{Ft}{mc} + \frac{F^2 t^2}{m^2 c^2}} \right]. \quad (\text{B22})$$

The second and third terms inside the two square roots are very small (the times in the nonrelativistic approximation are generally small). Thus, we can use the following approximation:

$$\sqrt{1 - \beta_0 2 \sin(\theta) \frac{Ft}{mc} + \frac{F^2 t^2}{m^2 c^2}} \simeq 1 - \frac{1}{2} \beta_0 2 \sin(\theta) \frac{Ft}{mc} + \frac{1}{2} \frac{F^2 t^2}{m^2 c^2}. \quad (\text{B23})$$

Substituting this approximation into Eq. (B21), we obtain the following preliminary result:

$$\begin{aligned} x(t) &= \frac{mc^2}{F} \beta_0 \cos(\theta) \ln \left[ \frac{1 - \beta_0 \sin(\theta) \frac{Ft}{mc} + \frac{1}{2} \frac{F^2 t^2}{m^2 c^2} - \beta_0 \sin(\theta) + \frac{Ft}{mc}}{1 - \beta_0 \sin(\theta)} \right] \\ &= \frac{mc^2}{F} \beta_0 \cos(\theta) \ln \left[ \frac{1 - \beta_0 \sin(\theta) + (1 - \beta_0 \sin(\theta)) \frac{Ft}{mc} + \frac{1}{2} \frac{F^2 t^2}{m^2 c^2}}{1 - \beta_0 \sin(\theta)} \right] \\ &= \frac{mc^2}{F} \beta_0 \cos(\theta) \ln \left[ 1 + \frac{Ft}{mc} + \frac{1}{2} \frac{1}{(1 - \beta_0 \sin(\theta))} \frac{F^2 t^2}{m^2 c^2} \right] \simeq \frac{mc^2}{F} \beta_0 \cos(\theta) \ln \left( 1 + \frac{Ft}{mc} \right), \end{aligned} \quad (\text{B24})$$

where we also neglect the quadratic term in time within the natural logarithm function. We can now use the following approximation, which is valid for small values of  $Ft/mc$ :

$$\ln \left( 1 + \frac{Ft}{mc} \right) \simeq \frac{Ft}{mc}. \quad (\text{B25})$$

Substituting the latter formula into Eq. (B24), we obtain  $x(t)$  in the nonrelativistic regime:

$$x(t) = \frac{mc^2}{F} \beta_0 \cos(\theta) \frac{Ft}{mc} = v_0 \cos(\theta) t \quad (\text{B26})$$

(we also use  $\beta_0 = v_0/c$ ). Similarly, substituting the approximation in Eq. (B23) into Eq. (B22), we obtain

$$\begin{aligned} y(t) &= \frac{mc^2}{F} \left[ 1 - \left( 1 - \frac{1}{2} \beta_0 2 \sin(\theta) \frac{Ft}{mc} + \frac{1}{2} \frac{F^2 t^2}{m^2 c^2} \right) \right] \\ &= \frac{mc^2}{F} \left( \beta_0 \sin(\theta) \frac{Ft}{mc} - \frac{1}{2} \frac{F^2 t^2}{m^2 c^2} \right) = v_0 \sin(\theta) t - \frac{1}{2} g t^2 \end{aligned} \quad (\text{B27})$$

(we also use  $\beta_0 = v_0/c$  and  $F = mg$ ). Extracting variable  $t$  from Eq. (B26) and substituting it into Eq. (B27) immediately yield the function  $y = y(x)$  given in Eq. (B9).

Let us now write the parametric equations of the trajectory in the ultra-relativistic regime. First, we write  $x(t)$  and  $y(t)$  in terms of  $\beta_0$  (see Eqs. (12) and (13)). The square root term

in both equations can be written as follows (we also use the relation  $cp_0 = \beta_0 E_0$ ):

$$\sqrt{E_0^2 - 2\beta_0 E_0 \sin(\theta) cFt + c^2 F^2 t^2} = \sqrt{\left(\frac{mc^2}{\sqrt{1-\beta_0^2}}\right)^2 - mc^2 \frac{\beta_0}{\sqrt{1-\beta_0^2}} 2 \sin(\theta) cFt + c^2 F^2 t^2}. \quad (\text{B28})$$

Likewise, the other terms in  $x(t)$  and  $y(t)$  were written in terms of  $\beta_0$  in Eqs. (B17)–(B20). In this regime, the approximations in Eq. (24) are valid. It is convenient to write these formulas in terms of the distance  $y_{\max}$  defined in Eq. (29), i.e.,

$$\frac{\beta_0}{\sqrt{1-\beta_0^2}} \simeq \frac{1}{\sqrt{1-\beta_0^2}} \simeq \frac{1}{\sqrt{2}} \frac{1}{\sqrt{1-\beta_0}} = \frac{g}{c^2} y_{\max}. \quad (\text{B29})$$

Substituting these approximations into Eq. (B28), and the relations in Eqs. (B17)–(B20), we obtain the following results:

$$\sqrt{E_0^2 - 2\beta_0 E_0 \sin(\theta) cFt + c^2 F^2 t^2} = mg \sqrt{y_{\max}^2 - y_{\max} 2 \sin(\theta) ct + c^2 t^2}, \quad (\text{B30})$$

$$\frac{cp_0 \cos(\theta)}{F} = y_{\max} \cos(\theta), \quad (\text{B31})$$

$$E_0 - cp_0 \sin(\theta) = mg y_{\max} (1 - \sin(\theta)), \quad (\text{B32})$$

$$-cp_0 \sin(\theta) + cFt = mg (-y_{\max} \sin(\theta) + ct) \quad (\text{B33})$$

and

$$\frac{E_0}{F} = y_{\max} \quad (\text{B34})$$

(we also use  $F = mg$ ). Substituting the latter formulas into parametric functions  $x(t)$  and  $y(t)$  (Eqs. (12) and (13)), we obtain:

$$x(t) = y_{\max} \cos(\theta) \ln \left[ \frac{\sqrt{y_{\max}^2 - y_{\max} 2 \sin(\theta) ct + c^2 t^2} - y_{\max} \sin(\theta) + ct}{y_{\max} (1 - \sin(\theta))} \right] \quad (\text{B35})$$

and

$$y(t) = y_{\max} - \sqrt{y_{\max}^2 - y_{\max} 2 \sin(\theta) ct + c^2 t^2}. \quad (\text{B36})$$

If the square root in Eq. (B36) is substituted into Eq. (B35) and if the quadratic equation for variable  $t$  from Eq. (B36) is solved, its solutions are substituted into Eq. (B35), i.e., in the term that depends on  $t$  and is outside the square root, we obtain the trajectory equation  $y = y(x)$  in Eq. (B10). The expression in Eq. (B13) shows the trajectory followed by the projectile when  $x \rightarrow \pm\infty$ . The parametric equations of this trajectory are precisely Eqs.

(B35) and (B36) when  $t \rightarrow \infty$ . For example, the speed of the projectile as a function of time, i.e.,  $v(t) = \sqrt{v_x^2(t) + v_y^2(t)}$ , leads to the result  $v(t \rightarrow \infty) \rightarrow c$  (see Eqs. (9) and (10)). Then, the parametric equations in Eqs. (B35) and (B36) take the following form when  $t \rightarrow \infty$ :

$$x(t) \rightarrow y_{\max} \cos(\theta) \ln \left[ \frac{\sqrt{c^2 t^2} + ct}{y_{\max} (1 - \sin(\theta))} \right] = y_{\max} \cos(\theta) \ln \left[ \frac{2ct}{y_{\max} (1 - \sin(\theta))} \right] \quad (\text{B37})$$

and

$$y(t) \rightarrow y_{\max} - \sqrt{c^2 t^2} = y_{\max} - ct. \quad (\text{B38})$$

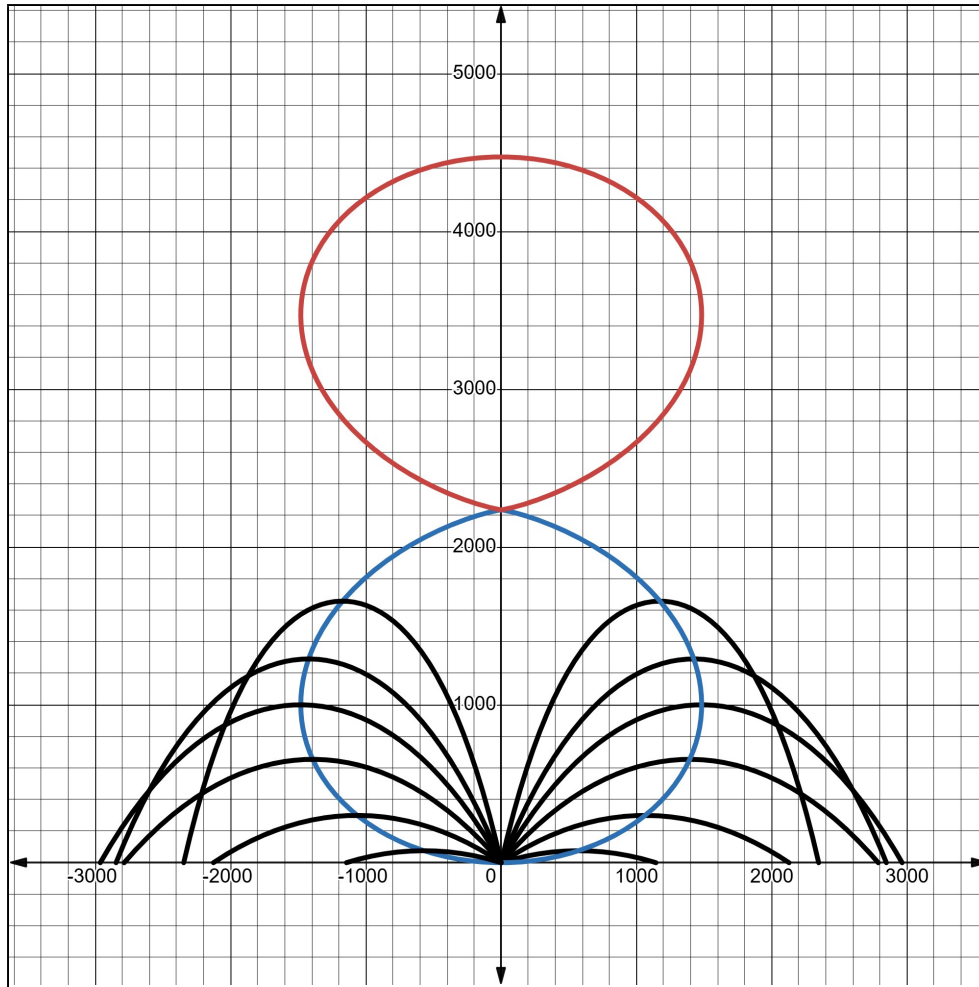
By eliminating the time variable between these two relations, we easily obtain the formula in Eq. (B13).

### Acknowledgement

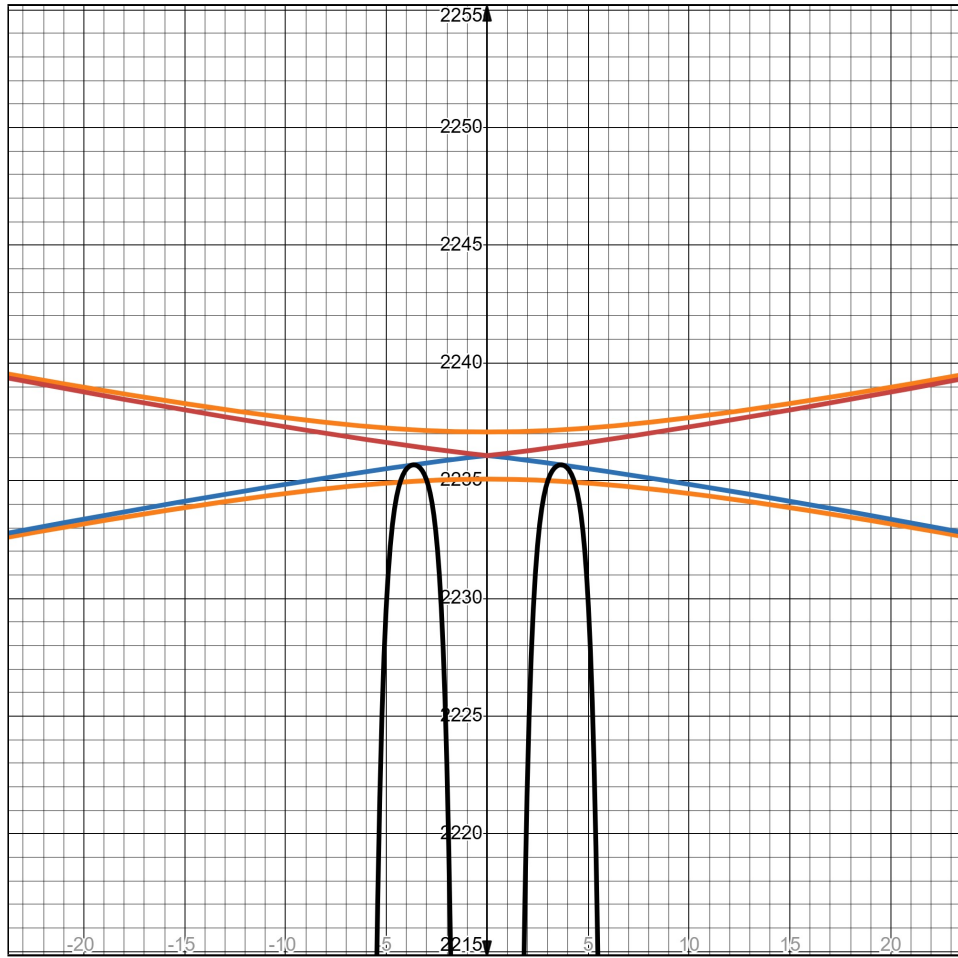
I would like to express my sincere gratitude to Professor Narongrit Maneejiraprakarn, Director of the Institute for Fundamental Study (IF), Naresuan University, Thailand, for giving me the opportunity to research and teach at the IF and for all the support.

### Conflicts of interest

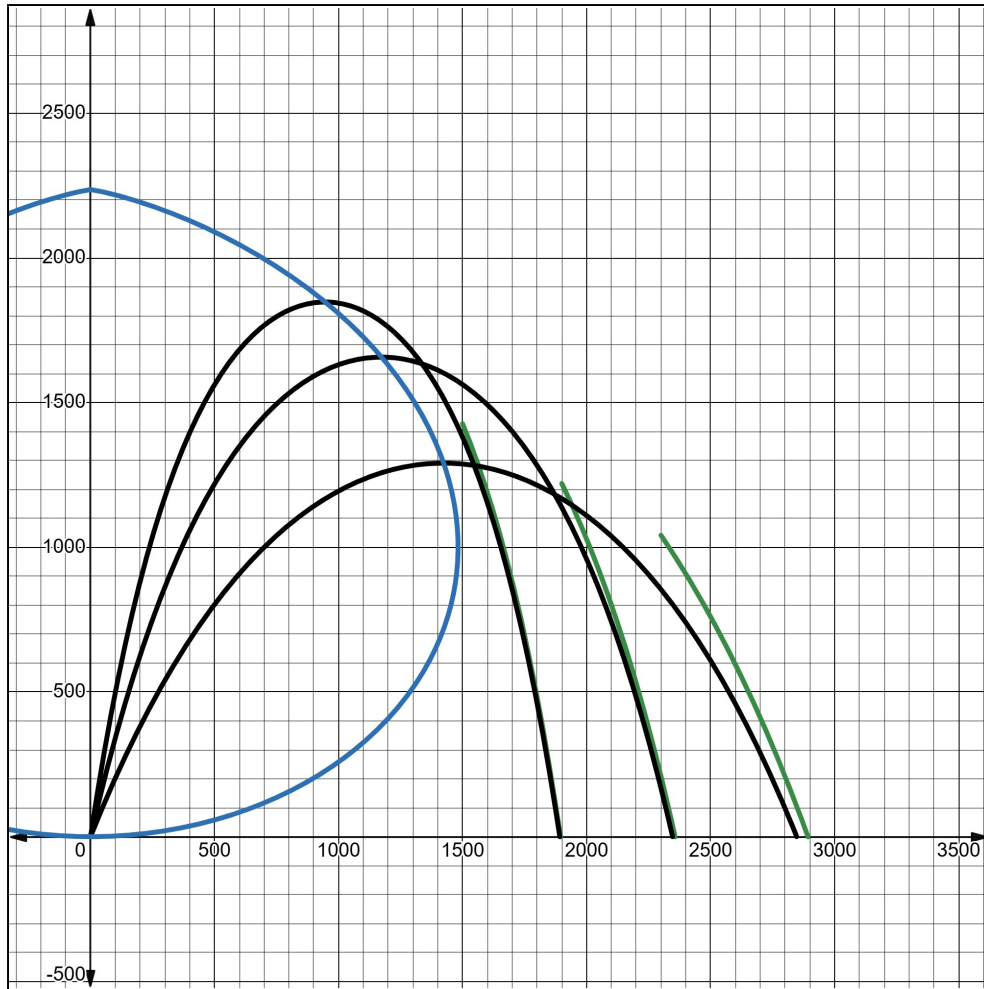
The author declares no conflicts of interest.



**Figure 1.** Trajectories of a relativistic projectile in the ultra-relativistic limit for the launch angles  $15^\circ$ ,  $30^\circ$ ,  $45^\circ$ ,  $56.46^\circ$ ,  $65^\circ$ ,  $75^\circ$ ,  $105^\circ$ ,  $115^\circ$ ,  $123.54^\circ$ ,  $135^\circ$ ,  $150^\circ$  and  $165^\circ$  (black lines). An onion-shaped curve joins the points of maximum height of all these trajectories (blue line). The polar angle of this curve is restricted to the interval  $\alpha \in [180^\circ, 360^\circ]$ . However, if the interval  $\alpha \in (0^\circ, 180^\circ)$  is included, a loop similar to the previous one arises (red line). Clearly, one has a lemniscate-type curve. The parameters are  $\beta_0 = 0.9999999$ ; therefore,  $y_{\max} = \sqrt{5,000,000} = 2,236.068$  (in units of  $\frac{c^2}{g}$ ).



**Figure 2.** Near-pole shot of the lemniscate-type curve in figure 1. Function  $x(\tau)$  versus  $y(\tau)$  in Eq. (A7) is also shown, i.e., the exact locus of the maxima of the paths of the relativistic projectile (lower orange line). This function also generates another loop (upper orange line) which is very close to the lower loop. Trajectories of a relativistic projectile in the ultra-relativistic limit for the launch angles  $89.99^\circ$  and  $90.01^\circ$  (black lines) are also shown.



**Figure 3.** Trajectories of a relativistic projectile in the ultra-relativistic limit for the launch angles  $65^\circ$ ,  $75^\circ$  and  $80^\circ$  (black lines) with the respective asymptotic trajectories of the projectile (green lines), which are obtained from Eq. (B13). The curve that joins the points of maximum height of all trajectories is shown in blue.



- 
- [1] W. D. MacMillan, *Theoretical Mechanics: Statics and the Dynamics of a Particle* (Dover, New York, 1958), pp. 249-54
- [2] J. L. Fernández-Chapou, A. L. Salas-Brito and C. A. Vargas, “An elliptic property of parabolic trajectories,” *Am. J. Phys.* **72**, 1109 (2004).
- [3] M. D. Weir, J. Hass and F. R. Giordano, *Thomas’ Calculus*, 11th ed. (Pearson Addison-Wesley, Boston, 2005), p. 930
- [4] A. Tan, “On an elliptical property of parabolic trajectories,” *Am. J. Phys.* **73**, 197 (2005).
- [5] V. Soares, A. C. Tort and A. G. de Oliveira Gonçalves, “Uma nota sobre o movimento parabólico: uma elipse e um círculo inesperados,” *Rev. Bras. Ens. Fis.* **35**, 2701 (2013).
- [6] M. A. Carrillo-Bernal, P. E. Mancera-Piña, H. H. Cerecedo-Núñez, P. Padilla-Sosa, H. N. Nuñez-Yépez and A. L. Salas-Brito, “The ellipse in parabolic motion: An undergraduate experiment,” *Am. J. Phys.* **82**, 354-6 (2014).
- [7] R. Padyala, “An alternative view of the elliptic property of a family of projectile paths,” *Phys. Teach.* **57**, 376-7 (2019).
- [8] P. Mihas, “Envelopes, foci, and maxima of special trajectories,” *Am. J. Phys.* **87**, 836-8 (2019).
- [9] J. A. Rizcallah, “On the elliptic locus of a family of projectiles,” *Eur. J. Phys.* **41**, 035004 (2020).
- [10] H. Hernández-Saldaña, “On the locus formed by the maximum heights of projectile motion with air resistance,” *Eur. J. Phys.* **31**, 1319-29 (2010).
- [11] R. M. Corless, G. H. Gonnet, D. E. G. Hare, D. J. Jeffrey and D. E. Knuth, “On the Lambert  $W$  function,” *Adv. Comput. Math.* **5**, 329-59 (1996).
- [12] I. R. Lapidus, “Motion of a relativistic particle acted upon by a constant force and a uniform gravitational field,” *Am. J. Phys.* **40**, 984-8 (1972).
- [13] C. G. Adler and R. W. Brehme, “Relativistic solutions to the falling body in a uniform gravitation field,” *Am. J. Phys.* **59**, 209-13 (1991).
- [14] J. Strnad, “Relativistic projectile motion,” *Eur. J. Phys.* **14**, 14-8 (1993).
- [15] G. Y. Shahin, “Features of projectile motion in the special theory of relativity,” *Eur. J. Phys.* **27**, 173-81 (2006).
- [16] M. Asadi-Zeydabadi and A. C. Sadun, “How can non-relativistic projectile motion remain so

- in the relativistic limit?," *Applied Phys. Research* **6**, 42-7 (2014).
- [17] T. Giffune and G. Andrews, "On the relativistic motion of projectiles: On range and vertical height," *Proceedings of the National Conference on Undergraduate Research (NCUR) 2016*; University of North Carolina Asheville, Asheville, NC, USA (2016).
- [18] L. D. Landau and E. M. Lifshitz, *The Classical Theory of Fields*, 3rd ed. (Pergamon Press, Oxford, 1971), p. 52
- [19] C. J. Naddy, S. C. Dudley and R. K. Haaland, "Projectile motion in special relativity," *Phys. Teach.* **38**, 27-9 (2000).
- [20] R. H. Price, "Projectiles, pendula, and special relativity," *Am. J. Phys.* **73**, 433-38 (2005).
- [21] E. A. Algehyne, A. Ebaid, E. R. El-Zahar, M. S. Aldhabani, M. Areshi and H. K. Al-Jeaid, "Projectile motion in special theory of relativity: Re-investigation and new dynamical properties in vacuum," *Mathematics* **11**, 3890 (2023).
- [22] H. B. Dwight, *Tables of Integrals and other Mathematical Data* (Macmillan Publishing Co., New York, 1961).
- [23] H. Sarafian, "On projectile motion," *Phys. Teach.* **37**, 86-8 (1999).
- [24] I. R. Lapidus, "The falling body problem in general relativity," *Am. J. Phys.* **40**, 1509-10 (1972).