

An Attempt to Devise a Pairwise Ising-Type Maximum Entropy Model Integrated Cost Function for Optimizing SNN Deployment *(Draft)

Wanhong HUANG^{1*}

^{1*}Individual.

Corresponding author(s). E-mail(s): huangwanhong39@gmail.com;

Abstract

The deployment process of a spiking neural network (SNN) often involves partitioning the neural network and mapping these partitions onto processing units within the neuromorphic hardware. Finding optimal deployment schemes is an NP-hard problem. Optimizing these schemes presents challenges, particular in devising computationally effective cost functions optimization objectives such as communication time consumption and energy efficiency. These objectives require consideration of network dynamics shaped by neuron activity patterns, demanding intricate mathematical analyses or simulations for integrating them into a cost model for SNN development.

Our approach focuses on network dynamics, which are hardware-independent and can be modeled separately from specific hardware configurations. We employ a pairwise Ising-type maximum entropy model, which is a model show effective in accurately capturing pairwise correlations among system components in a collaborative system. On top of this model, we incorporates hardware and network structure-specific factors to devise a cost function.

We conducted an extremely preliminary investigation using the SpiNNaker machine. We show that the ising model training can also be computationally complex. Currently, we lack sufficient evidence to substantiate the effectiveness of our proposed methods. Further efforts is needed to explore integrating network dynamics into SNN deployment.

Keywords: Spiking Neural Network, Neuromorphic Hardware, Ising-Type Model, Bio-network Dynamics, Neuromorphic Computing Infrastructure

1 Introduction

In artificial neural networks, the *spiking neural network*(SNN) [1] closely mimics the phenomena observed from biological neurons. These phenomena include variations in membrane potential over time, spike emission, spike transmission, and mechanisms for responding to incoming spikes. SNNs encode information through discrete spikes distributed across time. The SNN’s spike-driven neuron communication nature and autonomous neuron state variation mechanisms enable higher performance and energy-saving simulations on distributed computing architectures.

Neuromorphic hardware is specialized hardware designed and optimized for simulating SNNs, utilizing architectures and implementations tailored to achieve high performance and energy efficiency. One architecture adopted by such hardware is the *processing-in-memory*(PIM) architecture [2]. With the PIM’s distributed memory architecture, PIM enables efficient processing of SNN simulations by aligning well with the distributed computing behavior of SNNs. Examples of neuromorphic hardware based on the PIM architecture include SpiNNaker [3], Loihi [4], and TrueNorth [5], along with others.

In adopting a PIM architecture, the deployment of an SNN involves partitioning the network into distinct sets of neurons and their relative synapses, and mapping them onto processing units within the hardware. We introduce the term **deployment configuration** to refer to a partitioning and mapping scheme.

As a motivation example (See Section 2.2), in the observations of the energy consumption and time consumption differences between deployment configurations under a neurodynamic computing hardware SpiNNaker [3], it shows an unignorable runtime time consumption and energy consumption difference between different deployment configurations.

The value of optimization deployment configuration prompt neuromorphic computing software framework developers to devise approaches to assist the deployment process. For instance, NxTF [6] equips a cost model for measuring the resource utilization cost of a deployment configuration, along with a greedy algorithm for searching for cost-effective deployment configurations. Additionally, sPyNNaker [7] has introduced a cost model that profiles the performance cost of the deployment configuration in simulation.

Finding the optimal deployment configuration for a given SNN is a variant of the graph partitioning problem, and it is NP-hard, making it computationally challenging.

Optimization algorithms, such as meta-heuristic algorithms, are generally recognized as beneficial for searching for reasonable solutions. However, optimization algorithms require a cost function to evaluate the goodness of a solution. When the optimization objectives need to consider network dynamics, the design of a computationally effective cost function becomes challenging. This is because analyzing neuron activity patterns requires computationally intensive analysis or simulations. The optimized objectives that need to consider neuron activity patterns include processing units communication time consumption, energy efficiency, along with others.

In this work, our objective is to construct a computationally effective cost function optimizing the SNN simulation’s performance, with considering both hardware factors and network dynamics.

To model the network dynamics, we draw inspiration from the effectiveness of the pairwise Ising-type maximum entropy model in capturing collective system behaviors and reproducing system dynamics [8]. Specifically, we incorporate information about individual neuron spike emissions and pairwise neuron joint spike emission patterns into the model.

Subsequently, we construct a cost function on the top of the pairwise Ising-type maximum entropy model with considering machine and network structure-specific factors. Afterward, the cost of a deployment configuration can be evaluated from the cost function without requiring simulations.

We show that the existing model training can also be computationally complex. Currently, we still lack sufficient evidence to substantiate the effectiveness of our proposed methods. Further efforts is needed to explore integrating network dynamics into SNN deployment.

2 Preliminaries

2.1 Spiking Neural Networks

Spiking neural networks (SNNs) mimic biological neuron activities utilizing neurodynamic models. They represent a class of computational models in which neurons communicate through sequences of spikes distributed over time.

In an SNN, each neuron independently maintains its membrane voltage, which changes over time according to neurodynamic models such as the *Leaky Integrate-and-Fire*, *Hodgkin-Huxley*, and *Izhikevich models*. These changes in membrane voltage result in spikes, forming discrete events distributed in time.

Information in SNNs is encoded in spikes, which propagate through the network via synaptic connections between neurons. By varying membrane potentials, generating spikes, and propagating spikes in the synapses, information is transferred and processed within the network. The running network exhibits properties such as the potential for particular neurons to emit spikes at specific times. We refer to these properties as **network dynamics**.

2.2 SpiNNaker and sPyNNaker

SpiNNaker [3] is an instance of neuromorphic computing hardware designed for simulating large-scale spiking neural networks. The architecture of SpiNNaker, illustrated in Figure 1, consists of multiple boards, each containing multiple chips. Each chip houses 18 ARM9 cores.

In SpiNNaker, neurons in an SNN are mapped to cores within the machine. The router inside each chip facilitates cross-core communications. Additionally, each chip is equipped with 128MB of SDRAM, which stores neuron and synapse information.

sPyNNaker [7] is a software package based on the simulator-independent library pyNN¹, designed for developing SNN and deploying SNN on the SpiNNaker machine. At the time of our experiment (May 2024), sPyNNaker utilized a fixed-size slice-splitting partitioning and sequential mapping approach in the deployment process.

¹<https://github.com/NeuralEnsemble/PyNN>

Neurons are divided into approximately equal fixed-size sets of slices, with each slice then mapped to an independent core in order. Figure 2 shows an example deployment configuration generated with the partitioning fixed size set to 76.

As a motivation case, we examined energy and time consumption difference among deployment configurations utilizing the sPyNNaker’s fixed-size slice-splitting-based deployment component. Configurations are generated using all possible fixed sizes for a neural network consisting of two populations with 1200 and 300 neurons, respectively. Figure reffig:energy-consumption details the energy and time consumption profiled in the simulations with deployment configurations generated with different fixed size splitting settings. The profiling values are normalized to $[0, 1]$. The observed potential performance differences between deployment configurations suggest the possibility of identifying higher-performance and more energy-efficient deployment configurations. Additionally, due to the nature of fixed-size partitioning and the sequential mapping strategy, these configurations represent only a minuscule fraction of all possible configurations, we cannot reject the possibility that even better configurations exist.

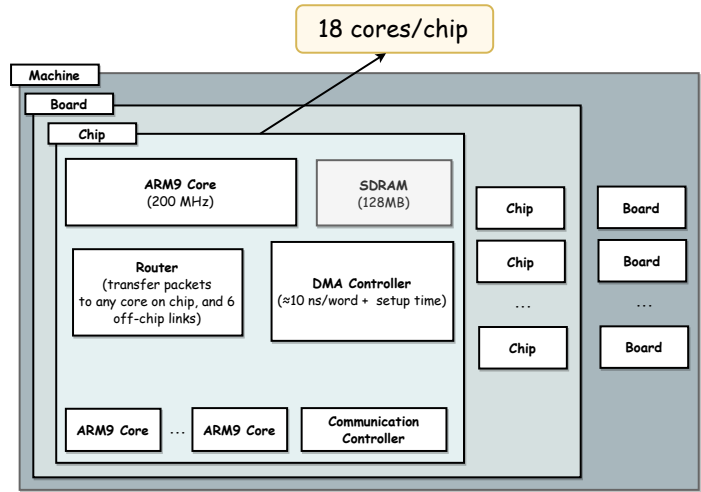


Figure 1 SpiNakker Machine Architecture.

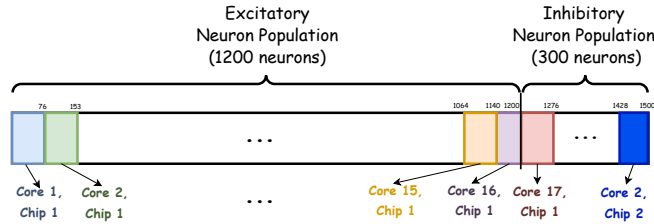


Figure 2 The deployment configuration generated by the fixed size-based deployment component, with the fixed size is set to 76.

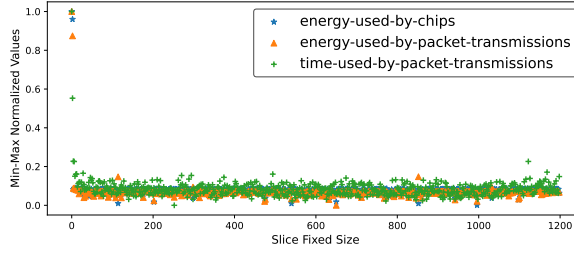


Figure 3 Energy and time consumption profiled under deployment configurations generated from different fixed-size settings. Values are normalized to a 0-1 scale using Min-Max normalization.

2.3 Pairwise Ising-Type Maximum Entropy Model

The Ising model is a classical statistical mechanics model. It has the potential to effectively model and reproduce collective system behaviors [8].

An Ising-type model [8] extends the original Ising model to a more general form.

Applications of the Ising-type model in diverse domains, including probabilistic modeling of brain network states [9], quantum optimization [10], analysis of neuron population activities [11], modeling of neuron populations correlations [12], among others.

The Ising model is selected for modeling neuronal activity patterns in this study because of its effectiveness in capturing the collective system’s behaviors.

A pairwise Ising-type model can be viewed as an Ising-type model in 2D condition, represented by Equation 1.

$$E(s) = - \sum_{i < j}^N J_{ij} s_i s_j - \sum_{i=1}^N h_i s_i \quad (1)$$

$$P(s) = e^{-E(s)} / Z \quad (2)$$

$$Z = \sum_{s \in \mathcal{S}} e^{-E(s)} \quad (3)$$

s represents a **configuration** of a system, signifying the vector of all components’ states within the system. It is essential to note that the configuration concept here belongs to the Ising model and differs from the deployment configuration discussed in Section 1. Each element s_i in s is a binary variable (± 1) associated with the i -th component of the system. The set \mathcal{S} comprises all possible configurations, totaling 2^N elements, where N is the number of components in the system.

The parameters $J = \{J_{ij}\}_{ij}$ capture the pairwise interaction effects between component i and component j , while $H = \{h_i\}_i$ represents extra effects on the i -th component. $E(s)$ denotes the system’s energy under a specific configuration s .

$P(s)$ in Equation 2 signifies the probability of the system being in configuration s . The Z in Equation 3 is a constant as known as the **partition function**. Dividing Z in the calculation of $P(s)$ ensures that $\sum_{s \in \mathcal{S}} P(s)$ equals 1. The maximum entropy model derives the Equation for Z and $P(s)$.

Inferring system properties, such as calculating Z is known to be NP-hard, making it computationally expensive to find an exact solution using traditional methods. However, the Z is a constant, and $P(s) \propto e^{-E(s)}$ is hold. In this work, we utilize the proportional relation between $P(s)$ and $e^{-E(s)}$, ignoring the calculation of Z .

In our work, we model the single neuron spike emission behavior and the pairwise neuron joint spike emission within the model. These spike emission behaviors serve as the basis for constructing a cost function.

2.4 Metropolis Algorithm

As discussed in Section 2.3, the configuration space \mathcal{S} of the Ising model can be vast. Inferring system properties, such as the configuration probability $P(s)$, often requires approximate methodologies that utilize configuration samples $\mathcal{S}' \subseteq \mathcal{S}$.

One prominent method to obtain these samples is the Metropolis algorithm [13], which employs a Markov chain Monte Carlo-based sampling approach to approximate system properties $\langle v \rangle = \sum_{s \in \mathcal{S}} p(s)v(s)$ by computing the average observed value of system properties from the samples, such that $\langle v \rangle \approx \frac{1}{|\mathcal{S}'|} \sum_{s \in \mathcal{S}'} v(s)$. Here, \mathcal{S}' is a set of configurations sampled using the distribution $p(s)$ as importance.

Specifically, for sampling, the algorithm flips the state of a randomly chosen component in the configuration. If the flip reduces the system’s energy, it accept the flip directly. Otherwise, the component is flipped with a probability of $e^{-\Delta E}$, where ΔE denotes the energy change due to the flip. This process generates configuration samples.

Sampling typically begins after a sufficient number of steps, known as equilibrium, have been reached.

3 Methodologies

The proposal approach involves pre-fitting a pairwise Ising model. We define a set of all neurons’ spike emission states $\{s_i\}_i$ in an SNN as a **network spikes emission state** S_k . In this context, a neuron’s spike emission state s_i indicates whether the i -th neuron is emitting a spike. The individual neuron spike emission information and pairwise neuron spike emission information are infused into the Ising-type model. Subsequently, a cost function is constructed to combine the network dynamics with network dynamics-independent features such as hardware and network structure-specific features.

The rest of this section present the details of each part mentioned above.

3.1 Sampling Network Spikes Emission States

Network spike emission states $\mathcal{S} = \{S_k\}_k$ sampling is done by a Metropolis Algorithm-based method, as discussed in Section 2.3, where $S_k = \{s_i\}_i$ represent a single network spike emission state.

The central part is shown in Algorithm 1. The sampling process commences after completing $steps_{eq}$ Monte Carlo moves to reach equilibrium. To ensure a broader

exploration of the configuration space and capture a diverse set of samples, we collect each sample with intervals of $steps_{samples}$ Monte Carlo moves.

3.2 Model Fitting

The modeling fitting step aims to fit the pairwise Ising-type maximum entropy model mentioned in Section 2.3.

In this work, we interpret the vector $s = (s_i)_{i=1}^N$ in the original model as a network spikes emission configuration.

In this interpretation, $s_i = 1$ represents the i -th neuron emitting a spike, while $s_i = -1$ represents the absence of spike emission.

Training the Ising-type models, aiming to fit the parameters H and J , poses computational challenges, and various methods have been devised for more efficient training of these models. One approach involves using the gradient descent method, where gradients are computed from model configuration samples. Another computationally efficient method is the pseudolikelihood method, where the gradient can be calculated in $O(RN^3)$ time complexity, with R representing the sample count and N denoting the number of components of the system (ref. [8]).

As an extremely preliminary investigation into modeling spiking emission using the Ising-type model in the building cost function for SNN deployment, we initially set the parameters H and J directly from observed spiking emission profiling data. Initially, a simulation is performed for an SNN to acquire spike data. This spikes data is represented as $\{(n_s^i, t_i)\}_i$, where (n_s^i, t_i) denotes n_s^i -th neuron generates a spike at time t_i .

Subsequently, for model fitting, Algorithm 2 outlines the major steps of the pseudocode. In this algorithm, the i -th element of H is set to the i -th neuron’s spike emission ratio in time period T . Additionally, J_{ij} is set to the ratio of i -th and j -th neurons emitting spikes simultaneously in time period T . In Algorithm 2, $em_t^{\mathcal{R}}(i)$ represents a function that returns **true** if the i -th neuron emitted a spike at time t under the spike emission observation dataset \mathcal{R} . Subscripts of variables denote taking the corresponding index’s element, and J_i represents the i -th row of the parameter J . $|\cdot|$ represents a collection’s length.

3.3 Cost Function Construction

The cost function abstract holds the form of Equation 4.

$$f(p, \mathcal{S}', m, M, snn) = \sum_{s \in \mathcal{S}'} p_m(s) o(s, M, p, snn) \quad (4)$$

Here, $p_m(s)$ represents the possibility of the SNN being under network spike emission state s under Ising-type model m , and $o(s, M, p, snn)$ is a machine and network structure-specific cost function. This function aims to calculate the estimated cost under a deployment configuration p , with the network spike emission state is s , under the machine M and a network structure snn . The statement **random**(i , j) returns a random value from the range $[i, j]$.

Algorithm 1 Sampling Algorithm

```
1: function SAMPLING(model,  $C_{samples}$ ,  $steps_{eq}$ , sample_interval)
2:   samples  $\leftarrow$  {}
3:   for m in (0.. $steps_{eq}$ ) do
4:     MONTE_CARLO_MOVE(model)
5:   end for
6:   for m in (0.. $C_{sample}$ ) do
7:     for _ in (0..sample_interval) do
8:       MONTE_CARLO_MOVE(model)
9:     end for
10:    samples.add(model.s)
11:  end for
12:  return samples
13: end function
14: function MONTE_CARLO_MOVE(model)
15:   i  $\leftarrow$  random(0, |model.s|)
16:    $\Delta E \leftarrow 2 \cdot model.s_i \cdot (model.h_i + 0.5 \cdot sum(model.J_i \cdot model.s))$ 
17:   if  $\Delta E < 0$  then
18:     model.s_i  $\leftarrow$   $-model.s_i$ 
19:   else
20:     p  $\leftarrow$  Exp( $-\Delta E$ )
21:     if random(0, 1) < p then
22:       model.s_i  $\leftarrow$   $-model.s_i$ 
23:     end if
24:   end if
25:   return model.s
26: end function
```

4 Preliminary Evaluation

We conducted an initial evaluation of the proposal methods on the SpiNNaker machine. By calculating the correlation between predicted cost and real cost, we surveyed the effectiveness of the model in modeling the cost of deployment configurations.

The evaluation employed an SNN consisting of two neuron populations, as illustrated in Figure 2. Within this network, each pair of pre-and post-neurons has a connection probability of 0.02 for synaptic connection.

The machine and network structure-specific function $o(s, M, p, snn)$, which discussed in Section 3.3, is implemented as $\sum_i^{|s|} \frac{1}{2}(s_i + 1)(A_M(s_i, p) \cdot snn.connection_possibility + B_M(s_i, p) + C_M(p))$.

Here, the components of the metric are described as follows:

- $\frac{1}{2}(s_i + 1)$: Map s_i 's value from $\{-1, 1\}$ to $\{0, 1\}$, so that neurons that do not emit spikes in the configuration s , and do not contribute to the cost.
- $A_M(s_i, p)$: Represents the cost associated with intra-core communication. It is determined by multiplying a constant hyper-parameter $cost_{ic}$ by the number of neurons

Algorithm 2 Model Fitting

```
1: function CALCULATE $\langle s_i \rangle_o(\mathcal{R})$ 
2:   return  $\langle s_i \rangle = \frac{1}{T} \sum_{r=1}^{|\mathcal{R}|} (1 \text{ if } ((\mathcal{R}_r)_{n_s^i} == s_i) \text{ else } 0)$ 
3: end function
4: function calculate $\langle s_i s_j \rangle_o(\mathcal{R})$ 
5:   return  $\langle s_{ij} \rangle = \frac{1}{T} \sum_{t=1}^T (1 \text{ if } (em_t^{\mathcal{R}}(n_s^i) \text{ and } em_t^{\mathcal{R}}(n_s^j)) \text{ else } 0)$ 
6: end function
7: function FIT_MODEL( $\mathcal{R} = \{(n_s^i, t_i)\}_i$ )
8:   for  $i$  in  $0..|H|$  do
9:      $model.H_i \leftarrow$  CALCULATE $\langle s_i \rangle_o(\mathcal{R})$ 
10:  end for
11:  for  $i$  in  $0..J.shape[0]$  do
12:    for  $j$  in  $0..J.shape[1]$  do
13:       $model.J_{ij} \leftarrow$  calculate $\langle s_i s_j \rangle_o(\mathcal{R})$ 
14:    end for
15:  end for
16:  return  $model$ 
17: end function
```

on the same core as s_i ($c_{neurons}(loc_{core}(s_i))$). This term is then multiplied with the connection possibility of the example *snn*, which equals to 0.02.

- $B_M(s_i, p)$: Signifies the cost of inter-core communication within the same chip. It is computed by multiplying another constant hyper-parameter *costscdc* by the number of cores in use on the same chip as $s - i$, minus one ($cores_in_use(loc_{chip}(s_i)) - 1$).
- $C_M(p)$: Denotes the cost of inter-chip communication. This is determined by multiplying a constant hyper-parameter *cost_{dc}* by the number of chips in used, minus one ($total_chips_in_used(p) - 1$).

Figure 4 presents an example where 6 slices are distributed across different chips and cores, illustrating the spike emission at a specific simulation time step. Specifically, slice 1 and slice 6 emit spikes at this time step.

As an example calculation of costs, consider a neuron within slice 1 emitting a spike at this time. Assuming the connection probability is 0.02 ($snn.connection_possibility = 0.02$), the cost caused by this neuron is calculated as $cost_{ic} * 0.02 * (2 - 1) + costscdc * (2 - 1) + cost_{dc} * (2 - 1)$.

Here:

- The first $(2 - 1)$ represents the number of neurons residing on the same core as neuron 1, excluding neuron 1 itself.
- The second $(2 - 1)$ represents the number of cores that have neurons, and the core is within the same chip as neuron 1, but different from neuron 1's core.
- The third $(2 - 1)$ represents the number of chips holding neurons, excluding the chip where neuron 1 resides.

We evaluated the performance of the proposed methods by calculating the Pearson correlation between the calculated costs of configurations and the values

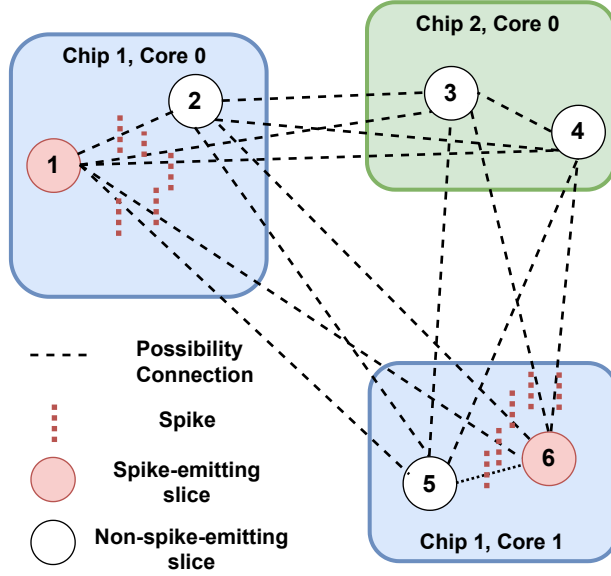


Figure 4 An example where 6 slices of neurons are distributed across different chips and cores, and the spike emitting situation. Each slice may contain multiple neurons. Any two ordered pairs of slices are connected with a probability. Slice 1 and slice 6 contain neurons that emit spikes at this time.

of energy-used-by-chips, energy-used-by-packet-transmissions, and time-used-by-packet-transmissions, which were profiled in simulations under the deployment configurations with a 5-trials in average.

The parameters H and J were fitted using the method discussed in Section 3.2, and the samples were generated using the Metropolis algorithm with $steps_{eq} = 200000000$ and $sample_interval = 1000000$. We generated $C_{sample} = 1000$ samples for each configuration. The constants $cost_{ic}$, $cost_{scdc}$, and $cost_{dc}$ were set to 0.1, 0.2, and 1.0, respectively.

The results showed a high Pearson value of approximately 0.8 with each of the three metrics described above across 1200 possible deployment configurations generated by all possible fixed sizes.

However, upon further analysis, it became apparent that the high correlation could mainly be attributed to the slice count, which is modeled in the $o(s, M, p, snn)$ function we implemented, rather than to the Ising-type model.

Subsequent experiments were conducted to validate this observation. When fixing H and J and randomly generating model configuration samples instead of using the Metropolis algorithm. The correlation values not change significantly. Additionally, even in the condition that fixing $p_m(s) = 1$ to make the network spike emission configuration possibilities uniform, the correlation values not show significant changes. Subsequently, when each trial involved randomly generating model parameters H and J , and randomly generating system configuration samples, the calculated costs showed

a low correlation with the real costs. Specifically, the Pearson value was approximately to 0.10, indicating a weak linear correlation between the calculated and actual costs.

These findings underscore the need for further investigation to better understand the effectiveness of utilizing Ising-type model on devising development configuration cost function.

5 Related Work

5.1 sPyNakker

sPyNakker [7] is a software package designed to assist in simulating Spiking Neural Networks (SNNs) on the SpiNNaker machine. It includes components for partitioning the SNN into neuron slices and mapping them to cores within a SpiNNaker machine. Additionally, it provides a cost model for evaluating the performance cost of a deployment configuration, which can be determined through simulation.

In our work, we attempt to model the network dynamics using an Ising-type model and reproduce the dynamics by it. This approach allows for more computationally efficient evaluation of the cost function within an optimization algorithm without really making simulations for each development configuration.

5.2 NxTF

Intel’s NxTF [6] is an SNN compiler designed to building and deploying SNN model to the Loihi [4] chip from a high-level SNN model definition language.

NxTF equips a resource utilization cost model and employs a greedy algorithm to search for deployment configurations with relatively low resource utilization costs. There is currently a lack of a performance model for evaluating deployment configurations during development.

6 Conclusion and Discussion

In this work, we addressed the challenge of designing a computationally effective cost function for estimating the costs of SNN partitioning and mapping schemes in deployment, particularly when the cost necessitates considering the network dynamics.

Our approach involved proposing a pairwise Ising-type maximum entropy model to capture the network dynamics. We then built a cost function on top of this model, taking into account hardware and network structure-specific factors.

However, the current implementation did not yield evidence that the model could effectively estimate deployment configuration cost, and help optimization algorithms. Additionally, the training of the Ising-type model can also be computationally complex.

For further investigation, the following work can be valuable:

- **Detailed investigation of predicted costs and actual costs.**

The current example employs fixed size-based partitioning, one slice per core, and a sequential core mapping strategy, resulting in costs largely influenced by the number

of slices. Further investigation across various partitioning and mapping strategies, and various neuromorphic hardware is needed.

- **Develop methods for the efficient decision of model parameters.**

Training an Ising-type model, specially, selecting the proper parameters H and J for the model, can be computationally expensive, facing scalability problems, therefore, effective methods for deciding the parameters are essential.

- **Investigate cost function's effectiveness in optimization algorithms.**

While the design of the objective method aims to assist optimization algorithms, further investigation is needed to determine the effectiveness of the constructed cost function in optimizing algorithms.

- **Investigate more models for modeling network dynamics.**

Though The Ising-type model is theoretically a more accurate model for reproducing the correlation of collective system components, it is computationally complex, as is indicated in the work [12]. There exist many models that are more computationally efficient than Ising models. It would be worthwhile to experiment with these models in the future.

References

- [1] Maass, W.: Networks of spiking neurons: The third generation of neural network models. *Neural Networks* **10**(9), 1659–1671 (1997) [https://doi.org/10.1016/S0893-6080\(97\)00011-7](https://doi.org/10.1016/S0893-6080(97)00011-7)
- [2] Mutlu, O., Ghose, S., Gómez-Luna, J., Ausavarungnirun, R.: A Modern Primer on Processing in Memory, pp. 171–243 (2023). https://doi.org/10.1007/978-981-16-7487-7_7
- [3] Painkras, E., Plana, L., Garside, J., Temple, S., Galluppi, F., Patterson, C., Lester, D., Brown, A., Furber, S.: Spinnaker: A 1-w 18-core system-on-chip for massively-parallel neural network simulation. *Solid-State Circuits, IEEE Journal of* **48**, 1943–1953 (2013) <https://doi.org/10.1109/JSSC.2013.2259038>
- [4] Davies, M., Srinivasa, N., Lin, T.-H., Chinya, G., Cao, Y., Choday, S.H., Dimou, G., Joshi, P., Imam, N., Jain, S., Liao, Y., Lin, C.-K., Lines, A., Liu, R., Mathaikutty, D., McCoy, S., Paul, A., Tse, J., Venkataramanan, G., Weng, Y.-H., Wild, A., Yang, Y., Wang, H.: Loihi: A neuromorphic manycore processor with on-chip learning. *IEEE Micro* **38**(1), 82–99 (2018) <https://doi.org/10.1109/MM.2018.112130359>
- [5] Akopyan, F., Sawada, J., Cassidy, A., Alvarez-Icaza, R., Arthur, J., Merolla, P., Imam, N., Nakamura, Y., Datta, P., Nam, G.-J., Taba, B., Beakes, M., Brezzo, B., Kuang, J.B., Manohar, R., Risk, W.P., Jackson, B., Modha, D.S.: Truenorth: Design and tool flow of a 65 mw 1 million neuron programmable neurosynaptic chip. *IEEE Transactions on Computer-Aided Design of Integrated Circuits and Systems* **34**(10), 1537–1557 (2015) <https://doi.org/10.1109/TCAD.2015.2474396>

- [6] Rueckauer, B., Bybee, C., Goettsche, R., Singh, Y., Mishra, J., Wild, A.: Nxtf: An api and compiler for deep spiking neural networks on intel loihi. *J. Emerg. Technol. Comput. Syst.* **18**(3) (2022) <https://doi.org/10.1145/3501770>
- [7] Rhodes, O., Bogdan, P.A., Brenninkmeijer, C., Davidson, S., Fellows, D., Gait, A., Lester, D.R., Mikaitis, M., Plana, L.A., Rowley, A.G.D., Stokes, A.B., Furber, S.B.: spynaker: A software package for running pynn simulations on spinnaker. *Frontiers in Neuroscience* **12** (2018) <https://doi.org/10.3389/fnins.2018.00816>
- [8] Lee, E.D., Daniels, B.C.: Convenient interface to inverse ising (coniii): A python 3 package for solving ising-type maximum entropy models. *Journal of Open Research Software* (2019) <https://doi.org/10.5334/jors.217>
- [9] Watanabe, T., Hirose, S., Wada, H., Imai, Y., Machida, T., Shirouzu, I., Konishi, S., Miyashita, Y., Masuda, N.: A pairwise maximum entropy model accurately describes resting-state human brain networks. *Nature Communications* **4**(1), 1370 (2013) <https://doi.org/10.1038/ncomms2388>
- [10] Lucas, A.: Ising formulations of many np problems. *Frontiers in Physics* **2** (2014) <https://doi.org/10.3389/fphy.2014.00005>
- [11] Tkacik, G., Schneidman, E., Berry II, M., Bialek, W.: Ising models for networks of real neurons (2006)
- [12] Gardella, C., Marre, O., Mora, T.: Modeling the Correlated Activity of Neural Populations: A Review. *Neural Computation* **31**(2), 233–269 (2019) https://doi.org/10.1162/neco_a_01154 https://direct.mit.edu/neco/article-pdf/31/2/233/1050734/neco_a_01154.pdf
- [13] Metropolis, N., Rosenbluth, A.W., Rosenbluth, M.N., Teller, A.H., Teller, E.: Equation of State Calculations by Fast Computing Machines. *The Journal of Chemical Physics* **21**(6), 1087–1092 (1953) <https://doi.org/10.1063/1.1699114> <https://pubs.aip.org/aip/jcp/article-pdf/21/6/1087/18802390/1087.1.online.pdf>