

Gradual changes in functional time series

Patrick Bastian, Holger Dette
Ruhr-Universität Bochum
Fakultät für Mathematik
44780 Bochum, Germany

Abstract

We consider the problem of detecting gradual changes in the sequence of mean functions from a not necessarily stationary functional time series. Our approach is based on the maximum deviation (calculated over a given time interval) between a benchmark function and the mean functions at different time points. We speak of a gradual change of size Δ , if this quantity exceeds a given threshold $\Delta > 0$. For example, the benchmark function could represent an average of yearly temperature curves from the pre-industrial time, and we are interested in the question if the yearly temperature curves afterwards deviate from the pre-industrial average by more than $\Delta = 1.5$ degrees Celsius, where the deviations are measured with respect to the sup-norm. Using Gaussian approximations for high-dimensional data we develop a test for hypotheses of this type and estimators for the time where a deviation of size larger than Δ appears for the first time. We prove the validity of our approach and illustrate the new methods by a simulation study and a data example, where we analyze yearly temperature curves at different stations in Australia.

Keywords: gradual changes, functional time series, Gaussian approximation, Bootstrap, non-stationarity

AMS Subject classification: 62R10, 62M10, 62F40

1 Introduction

In recent decades change point detection has found considerable interest in the literature. Its applications are numerous and include a diverse menagerie of subjects such as economics, hydrology, climatology, engineering, genomics and linguistics to name

just a few. Surveys summarizing some of the more recent results include among others Aue and Horváth (2013), Truong et al. (2020) and Aue and Kirch (2023). We also refer the interested reader to Horvath and Rice (2024) for a comprehensive overview. In this context data is often given as a uni- or multivariate time series and one then tries to choose an appropriate model to prove mathematically the validity of inference tools for detecting structural breaks in the time series. In the simplest case one considers a univariate time series $(X_j)_{1 \leq j \leq n}$ of the form

$$X_j = \mu(j/n) + \epsilon_j .$$

Here $(\epsilon_j)_{1 \leq j \leq n}$ is a stationary error process while $\mu : [0, 1] \rightarrow \mathbb{R}$ is a piecewise constant function and the statistical task then consists of estimating μ . A large part of the literature is concerned with the case of only one change (often abbreviated AMOC - at most one change), but the detection of multiple change points has also received considerable interest (see, for example Fryzlewicz and Rao (2013), Frick et al. (2014), Baranowski et al. (2019), Dette et al. (2020a) and the references in these works).

While the above setting with a locally constant mean is often well justified in applications and also theoretically attractive, there are certain classes of applications such as temperature or financial data where justifying this assumption is difficult. In these cases a model with a smoothly varying mean μ might be more appropriate even if the theoretical analysis of the associated statistical procedures become substantially more involved. In such cases one talks about *gradually changes* and some progress in this direction has been made by Hušková and Steinebach (2000), Vogt and Dette (2015), Dette and Wu (2019) and Bücher et al. (2021)).

Nowadays, in the big data era more complex dependent data structures such as functional time series are recorded (see Horváth and Kokoszka (2012) for a comprehensive overview) and just as in the Euclidean case change point detection is a central concern in this setting (see e.g. Berkes et al. (2009), Aue et al. (2018), Dette et al. (2020b), Horváth et al. (2022)). Meanwhile, there is a substantial amount of literature for the AMOC case in the functional setting and several authors have also worked on detecting multiple change points in functional time series (e.g. Madrid Padilla et al. (2022), Rice and Zhang (2022) and Bastian et al. (2024)). On the other hand, to the best of our knowledge, change point analysis for gradually changing functional time series is not available.

In the present paper we address this challenging problem and develop statistical inference tools for detecting gradual changes in the mean function of a non-stationary functional times series of the form

$$X_j(s) = \mu(j/n, s) + \epsilon_j(s) \quad j = 1, \dots, n \tag{1.1}$$

where $(\epsilon_j(\cdot))_{1 \leq j \leq n}$ is a mean zero not necessarily stationary process and $\mu(\cdot, \cdot)$ is a sufficiently smooth mean function. Our modeling of functional data in the form

(1.1) is motivated by the observation that in many cases it is very unlikely that the mean functions $\mu(t, \cdot)$ will be exactly constant over certain time intervals. In fact we argue that there will always be a difference between the functions $s \rightarrow \mu(t_1, s)$ and $s \rightarrow \mu(t_2, s)$ at different time points t_1 and t_2 in some decimal place. Therefore, it is more natural to assume that these functions are smoothly changing. Similarly, it is hard to justify that the error process $(\epsilon_j(\cdot))_{1 \leq j \leq n}$ is stationary.

Model (1.1) reflects this point of view. However, as the mean function is continuously changing, a change point problem cannot be formulated in its “classical” form $H_0 : \mu_1 = \mu_2$ vs $H_1 : \mu_1 \neq \mu_2$, where μ_1 and μ_2 are the functions before and after a change point, respectively. Instead we consider the problem of detecting a deviation of the mean from a given benchmark function such as the initial mean function $\mu(0, \cdot)$ at “time 0” or the average mean function calculated from the data in a specified time frame in the past. More precisely we are interested in hypotheses of the form

$$H_0(\Delta) : d_\infty := \sup_{(t,s)} |\mu(t, s) - g_\mu(s)| \leq \Delta \quad \text{vs} \quad H_1(\Delta) : d_\infty > \Delta . \quad (1.2)$$

where $\Delta > 0$ is a pre-specified threshold. We will develop a test for hypotheses of this type and construct an estimator for the first time of such a deviation, that is

$$t^* = \inf \{t \mid \sup_s |\mu(t, s) - g_\mu(s)| \leq \Delta\}.$$

A noteworthy advantage of hypotheses of this form is their easy interpretability for practitioners as soon as a threshold function g_μ and a threshold $\Delta > 0$ have been chosen. This choice is application specific. Consider, for example the case of analyzing annual temperature data where each observation is a curve representing the temperature over a year (or another time span) at a specific location. One may choose the function g_μ as the historical average of pre-industrial temperature curves, say $g(s) = \int_0^{x_0} \mu(u, s) du$ and then calculate the supremum in (1.2) over the set $\{(t, s) \mid t \geq x_0\}$. A typical threshold in such an application is $\Delta = 1.5$ degrees Celsius corresponding to the Paris Agreement adopted at the UN Climate Change Conference (COP21) in Paris, 2015. In this case testing the hypotheses (1.2) automatically yields a coherent answer to questions of the type “*has the temperature increased by more than Δ degrees Celsius compared the pre-industrial temperatures*”. We also develop a data adaptive rule for the choice of Δ to define a measure of evidence for a deviation of μ from the benchmark function g_μ with a controlled type I error α , see Remark 2.6 for details.

These advantages come with the cost of substantial mathematical challenges in the construction of corresponding change point analysis tools and their theoretical analysis to obtain statistical guarantees. The problems are already apparent in the recent work by Bücher et al. (2021) who consider hypotheses of the form (1.2) for

univariate data (corresponding to a fixed value of s in the our case). For the univariate model (1.1) with a stationary error process these authors proposed a nonparametric estimator for the maximum deviation $\sup_{t \in [0,1]} |m(t) - g|$ (here $g \in \mathbb{R}$ is a benchmark) and investigated its asymptotic distribution. Among other things their asymptotic analysis relies crucially on two results which are not available in the functional setting considered in this paper:

- (i) A strong approximation for partial sums of weakly dependent random variables with quickly decaying approximation error.
- (ii) Results on the limits of maxima of stationary Gaussian fields (see, for example, Piterbarg (1996)).

Regarding (i) we remark that, the analysis of nonparametric estimators for the distance d_∞ defined in (1.2) would require a strong approximation result for partial sums of functional time series. We are able to obtain such results for β -mixing $C[0, 1]$ -valued random variables using results from Dehling (1983). However, the error in these approximations does not decay sufficiently fast for our purposes. The situation is even worse in regards to (ii), where the functional nature of the error process introduces heavy non-stationarities in the stochastic approximations of the estimator. This makes the derivation of limit results for a regression approach virtually impossible in our setting (note that determining the limit of the maximum of a non stationary Gaussian sequence is already extremely challenging in the univariate case).

To solve these issues we will pursue an alternative approach and develop a novel bootstrap procedure which is applicable under mild assumptions on the serial dependence and on the smoothness of the error process and of the function $(t, s) \rightarrow \mu(t, s)$. In particular, in contrast to Bücher et al. (2021), the methodology developed in this paper does not require the assumption of a second order stationary error process in model (1.1). In Section 2 we will formally introduce the testing problem (1.2) in more detail and propose an estimator for the maximum deviation d_∞ . We show that this estimator enjoys a stochastic expansion which heavily depends on the extremal points of the maximum deviation (i.e. the points (t, s) where the maximum absolute deviation between the mean function $\mu(t, s)$ and the benchmark function $g_\mu(s)$ is attained). We use this result to develop a bootstrap procedure that is able to consistently test the introduced hypotheses at nominal level α . In Section 3 we construct an estimator for the time of the first relevant deviation. To evaluate the finite sample performance we present a simulation study in Section 4 which also contains an application of our methodology to real world climate data. Finally, in Section 5 we give the proofs of our main results.

2 Gradual changes in functional data

Let $C(T)$ denote the space of continuous functions defined on the set T . Throughout this paper T will be of the form $T = \prod_{i=1}^k [a_i, b_i]$ for some $0 \leq a_i < b_i \leq 1$. We define by $\|\cdot\|_{\infty, T}$ the sup-norm on $C(T)$ and use the notation $\|\cdot\|_{\infty}$ whenever the corresponding space $C(T)$ is clear from the context. We consider a triangular-array $\{X_{n,j} | j = 1, \dots, n\}_{n \in \mathbb{N}}$ of $C([0, 1])$ -valued random variables with the representation

$$X_{n,j}(s) = \mu\left(\frac{j}{n}, s\right) + \epsilon_j(s), \quad j = 1, \dots, n, \quad (2.1)$$

where $\{\epsilon_j\}_{j \in \mathbb{N}}$ is a mean zero process in $C([0, 1])$ and $\mu \in C([0, 1]^2)$ denotes the unknown time dependent mean function. Note that we assume at this point that the full trajectories $s \rightarrow X_{n,j}(s)$ are available. The results can be extended to densely observed functional time series (see Remark 2.4 below). Note that we do not assume that the error process $\{\epsilon_j\}_{j \in \mathbb{N}}$ is second order stationary.

We are interested in detecting significant deviations in the sequence of mean functions $\{\mu(j/n, \cdot)\}_{j=1, \dots, n} \subset C([0, 1])$ from a given benchmark function in a time interval $[x_0, x_1] \subset [0, 1]$ (see Example 2.1 below for some concrete examples), where we measure deviations with respect to the supremum norm. For this purpose, we consider a continuous function $g_{\mu} : [0, 1] \rightarrow \mathbb{R}$ as a benchmark and define the distance

$$d_{\infty} := \sup_{t \in [x_0, x_1]} \sup_{s \in [0, 1]} |\mu(t, s) - g_{\mu}(s)|.$$

For the sake of simplicity we will not reflect the dependence of d_{∞} on x_0, x_1 and g_{μ} in our notation. We are interested in the hypotheses

$$H_0(\Delta) : d_{\infty} \leq \Delta \quad \text{vs} \quad H_1(\Delta) : d_{\infty} > \Delta, \quad (2.2)$$

where $\Delta > 0$ is a given constant, and in the time of the first time t where the maximum deviation of the function $s \rightarrow \mu(t, s)$ from the benchmark function $s \rightarrow g_{\mu}(s)$ is larger or equal than Δ , that is

$$t^*(\Delta) := \inf\{t \mid \|\mu(t, \cdot) - g_{\mu}(\cdot)\|_{\infty} \geq \Delta\}.$$

Before we continue, we discuss two choices for the benchmark function g_{μ} .

Example 2.1.

- (1) If we take $x_0 = 0, x_1 = 1$ and

$$g_{\mu}(s) = \mu(0, s), \quad (2.3)$$

we investigate if at some point $t \in (0, 1]$ the mean function $s \rightarrow \mu(t, s)$ has a maximum deviation larger than Δ from the initial mean function $s \rightarrow \mu(0, s)$.

(2) With the choice $x_0 > 0$,

$$g_\mu(s) = (1/x_0) \int_0^{x_0} \mu(t, s) dt \quad (2.4)$$

and $x_1 = 1$, we investigate if at some time point $t \in [x_0, x_1]$ the mean function has a maximum deviation larger than Δ from its average function $s \rightarrow g_\mu(s)$ calculated on the time interval $[0, x_0]$.

In order to estimate the maximum deviation d_∞ we propose to estimate μ via local linear regression (see Fan and Gijbels (1996)) and then use a plug-in estimator for the maximum deviation combined with an appropriate estimator of the threshold function g_μ . As we assume that the functional time series is fully observed only smoothing with respect to the t -direction is required at this point. For this purpose let K denote a kernel function (see Assumption (A4) below for details) and define $K_h(\cdot) = K(\cdot/h)$ for $h > 0$. For fixed $s \in [0, 1]$ the local linear estimator $\hat{\mu}_{h_n}$ of the function μ at the point (t, s) with positive bandwidth $h_n = o(1)$ as $n \rightarrow \infty$ is defined by the first coordinate of the minimizer

$$(\hat{\mu}_{h_n}(t, s), \hat{\mu}'_{h_n}(t, s)) = \arg \min_{c_0, c_1 \in \mathbb{R}} \sum_{j=1}^n (X_j(s) - c_0 - c_1(j/n - t))^2 K_{h_n}(j/n - t).$$

In the following we will use a bias corrected version (see Schucany and Sommers (1977)) of the local linear estimator given by

$$\tilde{\mu}_{h_n} = 2\hat{\mu}_{h_n/\sqrt{2}} - \hat{\mu}_{h_n}. \quad (2.5)$$

Furthermore, letting \hat{g}_n be an appropriate estimator (see Assumption (A6) below) of the benchmark function g_μ we can define a natural estimator for d_∞ by

$$\hat{d}_{\infty, n} := \sup_{t \in I_n} \sup_{s \in [0, 1]} |\tilde{\mu}_{h_n}(t, s) - \hat{g}_n(s)|,$$

where we calculate the supremum with respect to the variable t on the interval

$$I_n = [x_0 \vee h_n, x_1 \wedge (1 - h_n)]$$

to take boundary effects in the estimation of μ into account. We will then reject $H_0(\Delta)$ for large values of the statistic $\hat{d}_{\infty, n}$. In order to find suitable critical values we will approximate $\hat{d}_{\infty, n}$ by a maximum over a suitable partial sum process whose quantiles can be obtained by a resampling method, see Section 2.2 for details.

2.1 Assumptions

For modeling the dependence in the functional time series model (2.1) we will use the concept of β -mixing as introduced in Volkonskii and Rozanov (1959). To be precise, assume that all random variables are defined on a probability space $(\Omega, \mathcal{A}, \mathbb{P})$, consider two sigma fields $\mathcal{F}, \mathcal{G} \subset \mathcal{A}$ and define

$$\beta(\mathcal{F}, \mathcal{G}) = \sup \frac{1}{2} \sum_{i=1}^I \sum_{j=1}^J |\mathbb{P}(F_i \cap G_j) - \mathbb{P}(F_i)\mathbb{P}(G_j)|$$

where the supremum is taken over all partitions $\{F_1, \dots, F_I\}$ and $\{G_1, \dots, G_J\}$ of Ω such that $F_i \in \mathcal{F}$ and $G_i \in \mathcal{G}$. Next we denote by $\mathcal{F}_k^{k'}$ the sigma field generated by the error process $\{\epsilon_j\}_{k \leq j \leq k'}$ in model (2.1) and define the β mixing coefficients of the sequence $\{\epsilon_j\}_{j \in \mathbb{N}}$ by

$$\beta(k) = \sup_{l \in \mathbb{N}} \beta(\mathcal{F}_1^l, \mathcal{F}_{l+k}^\infty)$$

The sequence $\{\epsilon_j\}_{j \in \mathbb{N}}$ is called β -mixing if $\beta(k) \rightarrow 0$ as $k \rightarrow \infty$. We can now proceed with stating the assumptions we will make throughout this paper.

(A1) The error process $\{\epsilon_j\}_{j \in \mathbb{N}}$ has bounded exponential moments, i.e.

$$\mathbb{E}[\exp(\|\epsilon_1\|_\infty)] \leq K < \infty.$$

(A2) $\{\epsilon_j\}_{j \in \mathbb{N}}$ is β -mixing, with mixing coefficients $\beta(k)$ satisfying

$$\sum_{k=1}^{\infty} (k+1)^{J/2-1} \beta(k)^{\frac{\delta}{J+\delta}} < \infty,$$

for some even $J \geq 8$ and some $\delta > 0$.

(A3) For some $\alpha > 0$ such that $\alpha J > 2$ there exists a constant $C > 0$ such that

$$\sup_{s, s' \in [0, 1], j \in \mathbb{N}} \mathbb{E}[|\epsilon_j(s) - \epsilon_j(s')|^J]^{1/J} \leq C|s - s'|^\alpha$$

(A4) The kernel K is a symmetric and twice differentiable function, supported on the interval $[-1, 1]$ and satisfies $\int_{-1}^1 K(x)dx = 1$ as well as $K(0) > 0$. Further assume that the bandwidth h_n satisfies $h_n \sim n^{-\gamma_1}$ where $1/7 < \gamma_1 \leq 1/5$

(A5) The partial derivative $\frac{\partial^2}{\partial t^2}\mu(t, s)$ of the function $\mu : [0, 1]^2 \rightarrow \mathbb{R}$ in model (2.2) exists on $[0, 1]^2$, is continuous in both arguments and Lipschitz continuous with respect to the first component, that is

$$\left| \frac{\partial^2}{\partial t^2}\mu(t, s) - \frac{\partial^2}{\partial t^2}\mu(t', s) \right| \leq C|t - t'|,$$

where the constant C does not depend on s .

(A6) The estimator \hat{g}_n of the benchmark function satisfies

$$\|\hat{g}_n - g_\mu\|_\infty = o_{\mathbb{P}}(n^{-\gamma_2}(nh_n)^{-1/2})$$

for some $\gamma_2 > 0$.

We stress that in contrast to Bücher et al. (2021), we make no stationarity assumptions on the error process in model (2.1). Assumption (A2) and (A3) control the trade off between the smoothness of the error process and its dependence, in contrast to other works considering relevant change points for functional time series we only require β instead of ϕ -mixing (Dette et al. (2020b), Dette and Kokot (2022), Bastian et al. (2024)). Less smoothness requires faster decay of the mixing coefficients. For $\alpha < 1/2$ condition (A3) is for instance satisfied by the Brownian motion. Assumption (A1) is made for convenience of presentation. Our results remain true if we instead only assume the existence of moments at the cost of making the proofs, the formulations of the analogs of Assumption (A2), (A3) and the statements of the main results much more complicated. Assumption (A3) is similar but weaker than the conditions used in Dette et al. (2020b) and Bastian et al. (2024) where the classical offline change point problem was considered for $C(T)$ valued data. Functional time series models fulfilling Assumption (A2) include Markov chains and AR processes (see Section 4 in Lu et al. (2022)). Assumption (A4) is a standard assumption on kernels in local linear regression while Assumption (A5) is the functional analogue of Assumption 2.4 in Bücher et al. (2021), here we can omit the second part of their assumption as our test is based on resampling instead of an asymptotic limit distribution. Finally assumption (A6) ensures that the error of estimating g_μ by \hat{g}_n is negligible compared to the error of estimating μ by $\tilde{\mu}_{h_n}$ which is satisfied by many common estimators for $g_\mu(\mu)$. We now discuss this assumption in the context of Example 2.1

Example 2.2 (Continuation of Example 2.1).

- (1) Consider the case, where the benchmark function is given by the mean function at the time point 0, that is $g(s) = \mu(0, s)$. Under Assumptions (A1)-(A5)

one can show by arguments similar to those in the proof of Lemma 5.1 in the Appendix that

$$\|\tilde{\mu}_{\tilde{h}_n}(0, s) - \mu(0, s)\|_\infty = O_{\mathbb{P}}((n\tilde{h}_n)^{-1/2}) + O(\tilde{h}_n^3 + (n\tilde{h}_n)^{-1})$$

for any bandwidth \tilde{h}_n such that $\tilde{h}_n \rightarrow 0$ and $\tilde{h}_n n \rightarrow \infty$. Choosing, for instance, $\tilde{h}_n = h_n^{1+\delta}$ for some $\delta > 0$ yields an estimator for $g_\mu(s) = \mu(0, s)$ that satisfies (A6).

(2) For benchmarks of the form $g_\mu(s) = 1/x_0 \int_0^{x_0} \mu(t, s) dt$ one can define

$$\bar{X}_n(s) = \frac{1}{nx_0} \sum_{j=1}^{\lfloor x_0 n \rfloor} X_j(s)$$

for which we have

$$\left\| \bar{X}_n(s) - \frac{1}{x_0} \int_0^{x_0} \mu(t, s) dt \right\|_\infty \leq \left\| \frac{1}{nx_0} \sum_{j=1}^{\lfloor nx_0 \rfloor} \epsilon_j(s) \right\|_\infty + O(n^{-1}) \leq O_{\mathbb{P}}(n^{-1/2})$$

by the uniform continuity of $\mu(t, s)$ and Theorem 2.1 from Dette et al. (2020b) (our assumptions are sufficient for the proof of Theorem 2.1 in this reference).

2.2 A Bootstrap test for gradual changes

As the stochastic expansion of $\hat{d}_{\infty, n}$ will depend sensitively on certain extremal sets of $\mu(t, s) - g_\mu(s)$ we need some further notation before we can formally state the bootstrap procedure and a corresponding result guaranteeing its validity. To this end we define for any $\rho \geq 0$ the sets

$$\begin{aligned} \hat{\mathcal{E}}_\rho^\pm &= \{(t, s) \in I_n \times [0, 1] \mid \pm (\tilde{\mu}_{h_n}(t, s) - \hat{g}_n(s)) \pm \rho \geq \|\tilde{\mu}_{h_n}(\cdot, \cdot) - \hat{g}_n(\cdot)\|_{\infty, I_n \times [0, 1]}\} \\ \mathcal{E}_\rho^\pm &= \{(t, s) \in I_n \times [0, 1] \mid \pm (\mu(t, s) - g_\mu(s)) \pm \rho \geq \|\mu(\cdot, \cdot) - g_\mu(\cdot)\|_{\infty, I_n \times [0, 1]}\}, \end{aligned} \quad (2.6)$$

and

$$\mathcal{E} := \mathcal{E}_0^+ \cup \mathcal{E}_0^-, \quad \hat{\mathcal{E}} := \hat{\mathcal{E}}_0^+ \cup \hat{\mathcal{E}}_0^-.$$

With these notations we can derive a stochastic approximation of the statistic $\hat{d}_{\infty, n}$ that will be essential for the development of a bootstrap procedure to obtain valid quantiles for the distribution of $\hat{d}_{\infty, n}$. Defining

$$d_{\infty, n} = \sup_{(t, s) \in I_n \times [0, 1]} |\mu(t, s) - g_\mu(s)|$$

we obtain the following result, which is proved in the appendix.

Theorem 2.3. *Let Assumptions (A1)-A(6) be satisfied and denote by ρ_n any sequence such that $\rho_n^{-1} = o((nh_n)^{1/2}h_n^{(3+\alpha^{-1})/J})$. Further assume that $d_\infty > 0$. We then have with probability converging to 1 that*

$$\begin{aligned} \hat{d}_{\infty,n} - d_{\infty,n} &\leq \sup_{(t,s) \in \mathcal{E}_{\rho_n}} \left(\frac{s(t,s)}{nh_n} \sum_{j=1}^n \epsilon_j(s) K_{h_n}^*(j/n - t) \right) + o_{\mathbb{P}}(n^{-\gamma_2}(nh_n)^{-1/2}) \quad (2.7) \\ &\leq \hat{d}_{\infty,n} - d_{\infty,n} + O(\rho_n), \end{aligned}$$

where $s(t,s) = \text{sign}(\mu(t,s) - g_\mu(s))$, \mathcal{E}_{ρ_n} is defined in (2.6) and the kernel K^* is given by $K^* = 2\sqrt{2}K(\sqrt{2}x) - K(x)$.

Before we can proceed defining our bootstrap procedure we need some further notation, let $q = q_n > r = r_n$ be two positive integers with $2(q+r) < n$, and define the sets

$$\begin{aligned} I_1 &= \{1, \dots, q\}, \\ J_1 &= \{q+1, \dots, q+r\}, \\ &\vdots \\ I_m &= \{(m-1)(q+r) + 1, \dots, (m-1)(q+r) + q\}, \\ J_m &= \{(m-1)(q+r) + q + 1, \dots, m(q+r)\}, \\ J_{m+1} &= \{m(q+r), \dots, n\} \end{aligned}$$

where $m = m_n = \lfloor n/(q+r) \rfloor$. In other words we decompose the sequence $\{1, \dots, n\}$ into large blocks I_1, \dots, I_m of length q separated by small blocks J_1, \dots, J_m of length r and a remaining part J_{m+1} .

Additionally we introduce a grid on the square $I_n \times [0, 1]$ with mesh width and length proportional to $1/n$ and $1/n^{1/\alpha}$, respectively. We denote the set of grid points by P . In particular we have that $|P| \simeq n^{1+1/\alpha}$. Take for any $(t, s) \in I_n \times [0, 1]$ the closest point in P and denote it by (t_P, s_P) (if there are multiple choose the one with minimal l_1 -norm). Next we define for any $\rho > 0$ the sets

$$\begin{aligned} \mathcal{E}_{\rho,P} &:= \{(t_P, s_P) | (t, s) \in \mathcal{E}_\rho^+ \cup \mathcal{E}_\rho^-\} \\ \hat{\mathcal{E}}_{\rho,P} &:= \{(t_P, s_P) | (t, s) \in \hat{\mathcal{E}}_\rho^+ \cup \hat{\mathcal{E}}_\rho^-\}. \end{aligned}$$

Finally, let ν_1, \dots, ν_m be independent standard normal distributed random variables. We can then define, for any $\rho \geq 0$, a block bootstrap version of the random variable

$$\sup_{(t,s) \in \mathcal{E}_\rho} \left(\frac{s(t,s)}{\sqrt{nh_n}} \sum_{j=1}^n \epsilon_j(s) K_{h_n}^*(j/n - t) \right)$$

in (2.7) by

$$\sup_{(t,s) \in \hat{\mathcal{E}}_{\rho,P}} \left(\frac{\hat{s}(t,s)}{\sqrt{mqh_n}} \sum_{l=1}^m \nu_l \sum_{j \in I_l} \hat{\epsilon}_j(s) K_{h_n}^*(j/n - t) \right) \quad (2.8)$$

where $\hat{\epsilon}_j(\cdot) = X_{n,j}(\cdot) - \tilde{\mu}(j/n, \cdot)$ denotes the residual at time j/n ($j = 1, \dots, n$), $\hat{s}(t, s) = \text{sign}(\tilde{\mu}_{h_n}(t, s) - \hat{g}_n(s))$ and $\tilde{\mu}$ is the bias corrected local linear estimator defined by (2.5). For the bootstrap to work we additionally also need the following mild assumption:

(A7) For each $n \in \mathbb{N}$ there exists a pair $(t_n, s_n) \in \mathcal{E}_{\rho_n, P}$ such that

$$\frac{1}{nh_n} \sum_{l=1}^m \mathbb{E} \left[\left(\sum_{j \in I_l} \epsilon_j(s_n) K_{h_n}^*(j/n - t_n) \right)^2 \right] \gtrsim 1$$

Remark 2.4.

- (1) The above condition essentially states that the average variance of the large bootstrap blocks can not degenerate uniformly over the grid $\mathcal{E}_{\rho_n, P}$. For illustration consider the case where the error process is second order stationary and K^* is constant and supported on the interval $[-1, 1]$. Let

$$J = \left\{ \lfloor nt_n \rfloor - \lfloor \frac{nh_n}{2} \rfloor + 1, \lfloor nt_n \rfloor - \lfloor \frac{nh_n}{2} \rfloor + 2, \dots, \lfloor nt_n \rfloor + \lfloor \frac{nh_n}{2} \rfloor + 1 \right\}$$

denote the set of consecutive indices “centered at nt_n and of size nh_n ”, then

$$\begin{aligned} \frac{1}{nh_n} \sum_{l=1}^m \mathbb{E} \left[\left(\sum_{j \in I_l} \epsilon_j(s_n) K_{h_n}^*(j/n - t_n) \right)^2 \right] &\simeq \frac{1}{mqh_n} \sum_{l=1}^m \mathbb{E} \left[\left(\sum_{j \in I_l \cap J} \epsilon_j(s_n) \right)^2 \right] \\ &\simeq \frac{1}{mh_n} \sum_{l=1}^m \text{Var} \left(q^{-1/2} \sum_{j \in I_l \cap J} \epsilon_j(s) \right) \end{aligned}$$

By construction of J we have, for all but two indices $l \in \{1, \dots, m\}$, that either $I_l \cap J = I_l$ or $I_l \cap J = \emptyset$. In particular the number of sets I_l with $I_l \cap J = I_l$ is proportional to mh_n . Using this and second order stationarity of the error process we have

$$\frac{1}{nh_n} \sum_{l=1}^m \mathbb{E} \left[\left(\sum_{j \in I_l} \epsilon_j(s_n) K_{h_n}^*(j/n - t_n) \right)^2 \right] \simeq \text{Var} \left(q^{-1/2} \sum_{j=1}^q \epsilon_j(s) \right)$$

Lemma 1 from Bradley (1997) then yields that the condition

$$\mathbb{E} \left[\left(\sum_{j=1}^n \epsilon_j(s) \right)^2 \right] \rightarrow \infty$$

suffices for (A7) to hold.

- (2) There is considerable flexibility when it comes to the choice of grid P , in particular its mesh can also be coarser as long as a version of Lemma 5.6 in the Appendix holds. This is particularly interesting when one considers functional data that, instead of being continuously observed, is available only on a discrete grid with an additional error. To be precise consider, for instance, the situation where one observes data which can be modelled by

$$Y_{n,ij} = X_{n,j}(s_i) + \sigma(s_i)z_{ij} \quad 1 \leq i \leq N, 1 \leq j \leq n \quad (2.9)$$

Here $\sigma(\cdot)$ is a positive function on the unit interval, $X_{n,j}$ are the observations in (2.1), $\{s_1, \dots, s_N\} \subset [0, 1]$ and $\{z_{ij}\}_{1 \leq i \leq N, 1 \leq j \leq n}$ is a collection of centered and independent observations, which is independent of $\{X_{n,j}(s_i)\}_{1 \leq i \leq N, 1 \leq j \leq n}$. In other words we observe the time series only on a discrete grid subject to some additional random error. Assuming that the latent variables $X_{n,j}$ are sufficiently smooth and that $\{s_i\}_{1 \leq i \leq N}$ becomes sufficiently dense as $N := N(n) \rightarrow \infty$ one can adopt our methodology in a straightforward manner and we expect that an analogue to Theorem 2.5 then holds. To be a little more concrete, in this case one has to use a grid whose elements are of the form

$$(j/n, s_i) \quad 1 \leq i \leq N, 1 \leq j \leq n$$

to calculate the bootstrap statistic (2.8). Similarly one can simply calculate the supremum $\hat{d}_{\infty,n}$ over this grid instead of the whole product $I_n \times [0, 1]$. We emphasize that there is no need of further smoothing the observations in (2.9) to apply our approach.

In the following we denote by $\hat{q}_{1-\alpha}^*$ the $(1 - \alpha)$ -quantile of the statistic (2.8). Finally we define our test statistic by

$$\hat{T}_{n,\Delta} = \sqrt{nh_n}(\hat{d}_{\infty,n} - \Delta), \quad (2.10)$$

and propose to reject the null hypothesis in (2.2) whenever

$$\hat{T}_{n,\Delta} \geq q_{1-\alpha}^* . \quad (2.11)$$

The main result of this section shows that this decision rule defines a consistent and asymptotic level α test for the hypotheses in (2.2).

Theorem 2.5. *Let Assumptions (A1)-(A7) be satisfied and let ρ_n be any sequence with $\rho_n^{-1} = o((nh_n)^{1/2}h_n^{(3+1/\alpha)/J})$. Additionally, assume that for some constant $C > 0$ there exists a constant $c > 0$ such that*

$$r/q \leq Cn^{-c} , \quad qh_n^{-1/2} \leq Cn^{1/2-c} , \quad qh_n^{-3-6/J} \leq Cn^{1-c} , \quad m\beta(r) = o(1) .$$

Then the following statements are true.

(i) Under $H_0(\Delta)$ we have

$$\limsup_{n \rightarrow \infty} \mathbb{P}(\hat{T}_{n,\Delta} > q_{1-\alpha}^*) \leq \alpha . \quad (2.12)$$

(ii) Under $H_1(\Delta)$ we have

$$\lim_{n \rightarrow \infty} \mathbb{P}(\hat{T}_{n,\Delta} > q_{1-\alpha}^*) = 1. \quad (2.13)$$

Remark 2.6.

- 1) An important question from a practical point of view is the choice of the threshold $\Delta > 0$, which depends on the specific application under consideration. For example, When it comes to climate science, a typical threshold is the 1.5 degrees Celsius of the global average surface temperature above pre-industrial temperatures. On the other hand, if such information is difficult to obtain we can also determine a threshold from the data which can serve as measure of evidence for a deviation of μ from the benchmark function g_μ with a controlled type I error α .

To be precise, note that the hypotheses $H_0(\Delta)$ in (2.2) are nested, that the test statistic (2.10) is monotone in Δ and that the quantile $q_{1-\alpha}^*$ does not depend on Δ . Consequently, rejecting $H_0(\Delta)$ for $\Delta = \Delta_1$ also implies rejecting $H_0(\Delta)$ for all $\Delta < \Delta_1$. The sequential rejection principle then yields that we may simultaneously test the hypotheses (2.2) for different choices of $\Delta \geq 0$ until we find the minimum value $\hat{\Delta}_\alpha$ for which $H_0(\Delta_0)$ is not rejected, that is

$$\hat{\Delta}_\alpha := \min \{ \Delta \geq 0 \mid T_{n,\Delta} \leq q_{1-\alpha}^* \} = (\hat{d}_{\infty,n} - q_{1-\alpha}^*(nh_n)^{-1/2}) \vee 0 .$$

Consequently, one may postpone the selection of Δ until one has seen the data.

- 2) A natural question is to ask what happens when choosing $\Delta = 0$ in the hypotheses (1.2). In this case the expansion provided in Theorem 2.3 does not hold true anymore. This is related to the directional Hadamard differentiability of the supremum norm (and its failure to be directionally differentiable in 0, see Cárcamo et al. (2020)). It is however possible to define a different bootstrap procedure that is also based on local linear regression and high dimensional Gaussian approximations for this case. As argued in Section 1 our main interest is detecting a relevant change. Choosing $\Delta = 0$ is equivalent to testing that the functions $s \rightarrow \mu(t, s)$ coincide with the function $s \rightarrow g_\mu(s)$ for all t which is hard to justify in applications. We hence omit a detailed discussion of a development and the investigation of a bootstrap procedure for the case $\Delta = 0$.

3 The first time of a relevant deviation

In this section we will develop estimators for the time point

$$t^*(s, \Delta) := \inf\{t \in [x_0, x_1] \mid |\mu(t, s) - g_\mu(s)| \geq \Delta\}, \quad (3.1)$$

where the sequence of functions deviates for the first time by more than Δ from the benchmark g_μ at a given argument $s \in [0, 1]$. Moreover we also construct an estimator for the first time point

$$t^*(\Delta) := \inf_{s \in [0, 1]} t^*(s, \Delta) = \inf\{t \in [x_0, x_1] \mid \|\mu(t, \cdot) - g_\mu(\cdot)\|_\infty \geq \Delta\}, \quad (3.2)$$

where there is a deviation by more than Δ at at least one point in the interval $[x_0, x_1]$. Here we use the convention that $\inf \emptyset = \infty$. First note that the continuity of the function $d(t, s) := \mu(t, s) - g_\mu(s)$ yields the representation

$$t^*(s, \Delta) = x_0 + \int_{x_0}^{x_1} \mathbb{1}\left(\max_{t \in [x_0, y]} |d(t, s)| < \Delta\right) dy + \infty \cdot \mathbb{1}(d_\infty < \Delta) \quad (3.3)$$

which naturally leads to the estimator

$$\begin{aligned} \hat{t}^*(s, \Delta) = & x_0 \vee h_n + \int_{I_n} \mathbb{1}\left(\max_{t \in [x_0 \vee h_n, y]} |\hat{d}(t, s)| < \Delta - \delta_n\right) dy \\ & + \infty \cdot \mathbb{1}(\hat{d}_{\infty, n} < \Delta - \delta_n) \end{aligned} \quad (3.4)$$

where $\hat{d}(t, s) = \tilde{\mu}_{h_n}(t, s) - \hat{g}_n(s)$ and δ_n is a sequence converging to 0.

As the relation of the integrated indicators in (3.3) and (3.4) depends on the smoothness of $d(t, s)$ in $t^*(\Delta)$ we define a local modulus of continuity of $d(t^*(\Delta), s)$ to capture its degree of smoothness. To be precise for a fixed $s \in [0, 1]$ we call an increasing function $\omega(\cdot, s)$ a local modulus of continuity of $d(\cdot, s)$ at $t^*(\Delta)$ if

$$|d(t^*(\Delta), s) - d(t, s)| \leq \omega(|t^*(\Delta) - t|, s)$$

for all $s \in [0, 1]$ and t with $|t^*(\Delta) - t| < \delta_n/2$. Note that such a modulus always exists by the uniform continuity of $d(t, s)$. Now we can formally state the properties of $\hat{t}^*(s, \Delta)$.

Theorem 3.1. *Let Assumptions (A1)-(A6) be satisfied, δ_n be such that $\delta_n^{-1} = o((nh_n)^{1/2} h_n^{(3+\alpha^{-1})/J})$ and, for a fixed $s \in [0, 1]$, let $\omega(\cdot, s)$ be a local modulus of continuity of $d(\cdot, s)$ at the point $t^*(\Delta)$. Defining*

$$S = \left\{s \in [0, 1] \mid t^*(s, \Delta) < \infty\right\}$$

we have

$$\begin{aligned}\mathbb{P}\left(\forall s \in S : \hat{t}^*(s, \Delta) \geq t^*(\Delta, s) - \omega^{-1}(\delta_n/2, s) \vee h_n\right) &= 1 - o(1) \\ \mathbb{P}\left(\forall s \in S : \hat{t}^*(s, \Delta) \leq t^*(\Delta, s) + h_n\right) &= 1 - o(1) .\end{aligned}\tag{3.5}$$

In particular, it holds that

$$\|\hat{t}^*(\cdot, \Delta) - t^*(\cdot, \Delta)\|_{\infty, S} = o_{\mathbb{P}}(1) ,\tag{3.6}$$

and for all $s \in [0, 1] \setminus S$ we have

$$\mathbb{P}(\hat{t}^*(s, \Delta) < \infty) = o(1) .$$

In the case that $S = \emptyset$ we can even extend this to

$$\mathbb{P}(\exists s : \hat{t}^*(s, \Delta) < \infty) = o(1) .$$

Remark 3.2. Equation (3.6) is a direct consequence of the estimates (3.5) as we can always choose $\omega(\cdot, s)$ to be independent of s due to the uniform continuity of the function $d(t, s)$. The above statement of Theorem (3.1) merely allows for sharper estimates in cases where $d(t, s)$ is particularly smooth at $t^*(\Delta)$ for certain choices of s . Further we note that (3.6) implies that $t^*(\Delta) = \inf_{s \in [0, 1]} t^*(s, \Delta)$ is consistently estimated by $\hat{t}^*(\Delta) = \inf_{s \in [0, 1]} \hat{t}^*(s, \Delta)$.

4 Finite sample properties

In this section we will investigate the finite sample properties of the proposed procedure by means of a simulation study. We also illustrate the new methods by an application to a real data set.

4.1 Simulation study

We consider two different choices for μ in model (2.1) which are given by

$$\mu_1(t, s) = \begin{cases} s(1-s) & 0 \leq t \leq \frac{1}{8} \\ s(1-s) + 2\sin(\pi(t-1/8)) & \frac{1}{8} \leq t \leq \frac{5}{8} \\ s(1-s) + 2\sin(\pi(t-1/8)) - 2s(1-s)(t-5/8) & \frac{5}{8} < t \leq 1 \end{cases}\tag{4.1}$$

$$\mu_2(t, s) = \begin{cases} 4 + f(s) + t(1-t) & 0 \leq t \leq \frac{1}{4} \\ 4 + f(s) + t(1-t) + s^2(t-1/4)^2 & \frac{1}{4} \leq t \leq 1 \end{cases}\tag{4.2}$$

where the function f in the definition of μ_2 is given by

$$f(t) = \left[1 + \left(\frac{1-t}{t}\right)^2\right]^{-1} \quad 0 < t \leq 1 .$$

For the function μ_1 the corresponding benchmark function is chosen as $g_{\mu_1}(s) = \mu_1(0, s)$ (see Example 2.1(i)). For the function μ_2 we use the benchmark function in Example 2.1(ii) where we choose $x_0 = 1/4$, that is

$$g_{\mu_2}(s) = 4 \int_0^{1/4} \mu(t, s) dt .$$

For both choices of μ we consider two different error processes in model (2.1), that is

$$\epsilon_j = \frac{1}{2} B_j \tag{4.3}$$

$$\epsilon_j = \frac{1}{\sqrt{5}} (B_j + \frac{1}{2} B_{j-1}) , \tag{4.4}$$

where $B_j = \{B_j(s)\}_{s \in [0,1]}$, $1 \leq j \leq n$ are independent Brownian bridges.

To choose the bandwidth parameter h_n for the calculation of the estimator $\tilde{\mu}_{h_n}$ we perform k -fold cross validation with $k = 10$, see for instance Hastie et al. (2009) page 242. To be precise we use the following algorithm:

- (1) Split the data into $k = 10$ sets S_1, \dots, S_{10} of the same length
- (2) For $h_n = 1/n$ and each set S_i calculate the estimator $\tilde{\mu}_{h_n}^{(i)}$ based on the data in the remaining sets
- (3) Compute the prediction error

$$\text{MSE}_{h_n} = \frac{1}{1 - h_n/2} \sum_{i=1}^{10} \sum_{j \in S_i} \left\| X_{n,j}(\cdot) - \tilde{\mu}_{h_n}^{(i)}(j/n, \cdot) \right\|_2^2$$

- (4) Repeat steps (2) and (3) for $h_n = 2/3n^{-1/5}, \dots, n^{-1/5}$
- (5) Choose the bandwidth h_n that minimizes MSE_{h_n} .

The big block length parameter q is selected by the method proposed in Rice and Shang (2017) with initial bandwidth $q = \lfloor n^{1/5} \rfloor$ which requires the choice of a weight function. We have implemented their algorithm for the Bartlett, Parzen, Tukey-Hanning and Quadratic spectral kernel and observed that the quadratic spectral

weight function yields the most stable results (these findings are not displayed for the sake of brevity). The small block length parameter is chosen as $r = \lceil n^{1/10} \rceil$. We further choose $\rho_n = 0.1 \log(n) / \sqrt{nh_n}$ which matches a similar choice for the estimation of extremal sets in Bücher et al. (2021).

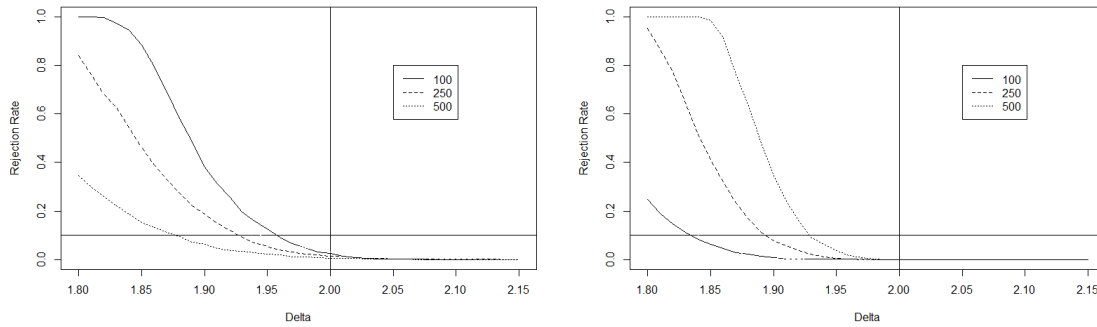


Figure 1: *Empirical rejection probabilities of the test (2.11) for the hypotheses (2.2) for different Δ and sample sizes $n = 100, 250, 500$. The mean function is given by (4.1) and the error processes by (4.3) (left) and (4.4) (right). The benchmark function g_μ is given by (2.3) and $d_\infty = 2$ in all cases.*

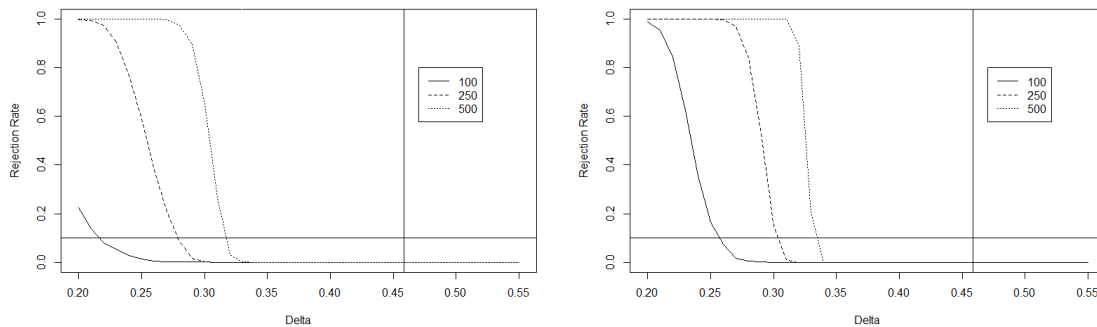


Figure 2: *Empirical rejection probabilities of the test (2.11) for the hypotheses (2.2) for different Δ and sample sizes $n = 100, 250, 500$. The mean function is given by (4.2) and the error processes by (4.3) (left) and (4.4) (right). The benchmark function g_μ is given by (2.4) with $x_0 = 0.25$ and $d_\infty = 0.4585$ in all cases.*

The results of this study are presented in Figures 1 and 2, which show the empirical rejection probabilities of the test (2.11) for the hypotheses (2.2) with nominal

level $\alpha = 0.1$ and varying thresholds Δ . The vertical line corresponds to the true value d_∞ , which is $d_\infty = \max_{s,t \in [0,1]} |\mu_1(t,s) - \mu_1(0,s)| \approx 2$ for the function μ_1 and $d_\infty = \max_{s,t \in [0,1]} |\mu_2(t,s) - 4 \int_0^{1/4} \mu_2(t,s) dt| \approx 0.4585$ for the function μ_2 . The results are obtained by 1000 simulation runs, where we performed 200 bootstrap repetitions in each run to calculate the critical value of the test.

We observe that the rejection probabilities are decreasing with an increasing threshold Δ , which reflects the fact that it is easier to detect deviations for smaller thresholds. Note that small values of Δ correspond to the alternative and that the power of the test quickly increases as Δ is decreasing. On the other hand, values of $\Delta \geq d_\infty$ correspond to the null hypothesis and the test keeps its nominal level. These results confirm the asymptotic theory in Theorem 2.5. A comparison of the results for the independent case (left part of Figure 1) and the dependent case (right part of Figure 1) shows that in the setting (2.3) the test (2.11) is more conservative for dependent data. On the other hand, in this case the rejection rates increases more quickly with increasing distance to the “boundary”: $d_\infty = \Delta$ of the hypotheses. When g_μ is instead given by (2.4) the test is also conservative, but different from the case (2.3) it is generally more powerful for dependent data and its rejection rate also increases more sharply with increasing distance to the “boundary”: $d_\infty = \Delta$ after it exceeds the nominal level.

Remark 4.1. The bootstrap defined in equation (2.8) does not use a portion of the data by breaking it into small and large blocks. As an alternative, one may use a more standard block bootstrap procedure of the form

$$\sup_{(t,s) \in \hat{\mathcal{E}}_{\rho,P}} \frac{\hat{s}(t,s)}{\sqrt{nh_n}} \sum_{j=1}^{n-l+1} \nu_j Y_j(s,t) \quad (4.5)$$

where

$Y_j(s,t) = l^{-1/2} \sum_{k=j}^{j+l-1} \hat{\epsilon}_k(s) K_{h_n}^*(j/n - t)$ which uses all of the available data. Showing that this bootstrap is theoretically valid poses some further technical challenges which are beyond the scope of the present paper.

Moreover, it is not clear if this approach yields an improvement of the finite sample properties of the test proposed in this paper. To illustrate this fact we include some simulations with the mean function μ in (4.1) and the error processes given by (4.3) and (4.4). The empirical rejection probabilities displayed in Figure (3) and are directly comparable with the results for the test (2.11), which are shown in Figure 1. We observe that the qualitative behavior of the bootstrap test is similar to the test (2.11). However, the alternative test is more conservative and as consequence we observe a lower power compared to the test (2.11).

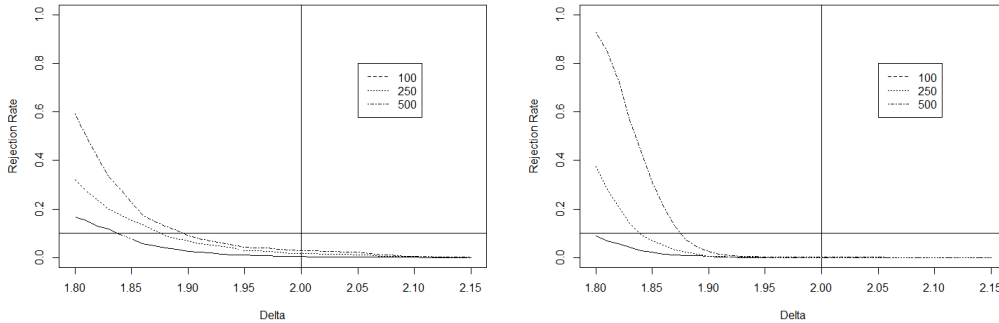


Figure 3: Empirical rejection probabilities of the bootstrap test based on (4.5) for the hypotheses (2.2) for different Δ and sample sizes $n = 100, 250, 500$. The mean function is given by (4.1) and the error processes by (4.3) (left) and (4.4) (right). The benchmark function g_μ is given by (2.3) and $d_\infty = 2$ in all cases.

4.2 Real Data Example

We applied the proposed methodology to annual temperature data from six weather stations in Canada (the data is available at www.bom.gov.au) which has also been considered in Aue et al. (2018) and Bücher et al. (2021). We considered the daily minimal temperatures over a time span of roughly 100-150 years, depending on the weather station. Exemplarily we display a histogram type plot of the data and its estimated mean function $\hat{\mu}_{h_n}$ for the weather station in Boulia in Figure 4. Here we excluded all years for which more than 10% of the observations are missing and replaced in the other cases the missing observations by a spline interpolation. In total 24 years have been discarded due to a significant lack of observations and the resulting sample size is $n = 112$.

Even if the boundary effects appearing in the estimation of the mean function $t \rightarrow \mu(t, \cdot)$ are excluded, we observe that this type of data cannot be well described by a model with a constant mean function $\mu(t, s) = \mu(s)$ or a piecewise constant mean function as discussed in Aue et al. (2018) and Bastian et al. (2024). In fact it is apparent from the figure that the functions $\{s \rightarrow \mu(t, s)\}_t$ are continuously changing with t such that the model (2.1) is more appropriate for this data.

In order to test for a significant deviation from a benchmark function, we normalized (for each weather station) the data to be defined on the unit interval and applied the proposed methodology with

$$g_\mu(s) = \frac{1}{x_0} \int_0^{x_0} \mu(t, s) dt \quad (4.6)$$

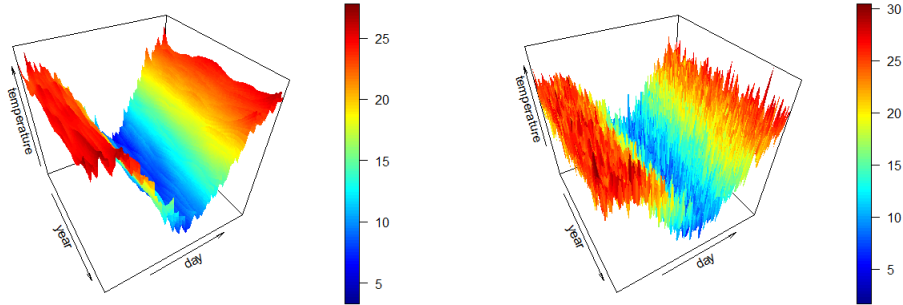


Figure 4: *Minimal temperature measured by a weather station in Boulia between 1888 and 2013. The raw data is displayed on the right side while the local linear mean regression estimate is displayed on the left side.*

where x_0 is chosen such that testing the hypotheses in (2.2) corresponds to testing for a relevant deviation of the temperature in the second half of the 20th century from its historical average up to the year 1950. To estimate g_μ we use the estimator suggested in (2.2). The parameters h, q, ρ_n and r are chosen in the same way as in the previous subsection. We perform 1000 bootstrap repetitions to estimate the quantiles $q_{1-\alpha}^*$ for the test (2.11).

In the left part of Table 1 we record for each weather station the largest threshold $\hat{\Delta}_{0.1}$ for which the test (2.11) rejects $H_0(\Delta)$ at nominal level $\alpha = 0.1$, see the discussion in Remark 2.6. For example, for the data from the station Boulia the null hypothesis in (2.2) is rejected for $\Delta = 1.999$ (and all smaller thresholds) with nominal level $\alpha = 0.1$. The null hypothesis cannot be rejected if $\Delta > 1.999$. The first year where this deviation is detected is the year 1967. We also include the estimates $\hat{t}^*(\Delta)$ in (3.2) for different choices of Δ . Estimators where the test (2.11) also rejects the null hypothesis in (2.2) are marked in boldface. For example, a significant deviation by more than 1.5 degrees Celsius from the pre-industrial temperatures is detected by the new method for the first time in the year 1956.

For the sake of comparison we also include the estimates $\hat{t}_{\text{uni}}^*(\Delta)$ from Table 3 in Bücher et al. (2021) which refer to a relevant deviation of more that Δ degree Celsius from the pre-industrial time in a univariate time series of the average temperatures in the month July. For example, at the station Boulia the first years of a deviation of the magnitude $\Delta = 0.5$ and 1 occurs in the years 1957 and 1960, respectively and - in contrast to the functional approach presented in this paper - the method of Bücher et al. (2021) does not detect a deviation by more that 1.5 degree Celsius from the

univariate data.

	our methods					Bücher et al. (2021)		
$\alpha = 0.1$	$\hat{\Delta}_{0.1}$	$\hat{t}^*(\hat{\Delta}_{0.1})$	$\hat{t}^*(0.5)$	$\hat{t}^*(1)$	$\hat{t}^*(1.5)$	$\hat{t}_{\text{uni}}^*(0.5)$	$\hat{t}_{\text{uni}}^*(1)$	$\hat{t}_{\text{uni}}^*(1.5)$
Boulia	1.999	1967	1951	1951	1956	1957	1960	∞
Otway	0.558	1951	1951	1965	∞	∞	∞	∞
Gayndah	2.590	1969	1951	1951	1952	1951	1969	1974
Hobart	0.745	1952	1951	1959	1975	1975	∞	∞
Melbourne	1.410	1956	1951	1951	1958	1968	1978	∞
Sydney	1.164	1961	1951	1955	1970	1978	∞	∞

Table 1: *Second column: maximal threshold $\hat{\Delta}_{0.1}$ for which the null hypothesis in (2.2) is rejected by the test (2.11). The benchmark function is given by the average minimal temperature up to the year 1950, see (4.6). Column 3-6: the estimate $\hat{t}^*(\Delta)$ defined in (3.4) of the time of the first relevant deviation where $\Delta = \hat{\Delta}_{0.1}$ and $\Delta \in \{0.5, 1, 1.5\}$. Column 7-9: Corresponding estimates from a univariate time series of the average temperatures in the month July taken from Table 3 in Bücher et al. (2021).*

Comparing these results with those in Table 3 in Bücher et al. (2021) (see the right part of Table 1) we note that the changes detected by their univariate method are always detected by the functional approach in this paper as well. Moreover, the new methods detects additional changes and in many cases it detects the changes substantially earlier. These observations are a consequence of the fact that our functional approach does not require summarizing the functional data to a univariate time series, thereby avoiding a loss of power against alternatives where the increase in temperature is not spread out evenly over the whole year.

From a practical point of view one might conversely be concerned about detecting anomalies with a short duration instead of structural changes (for instance one might observe a sequence of particularly warm Januaries while the overall climate is stable during that time). We can address this problem by using the estimator $s \rightarrow \hat{t}^*(s, \Delta)$ in (3.1) instead of $\hat{t}^*(\Delta)$ to obtain a more detailed understanding of the first times of a relevant change, sidestepping the issue of possibly uninteresting short lived anomalies to some degree. To illustrate this we discuss the Boulia weather station data. In Figure 5 we display the functions $s \rightarrow \hat{t}^*(s, \Delta)$ for multiple choices of Δ . Here one can observe that for some parts of the year the estimate for the time of the first relevant deviation is dated substantially later than for other parts, indicating that different mechanism might be responsible for the increase in temperature, respectively. Here our methodology facilitates a very nuanced discussion of the changes in the data, providing an interesting alternative to the discussions in Aue et al. (2018) and Bücher

et al. (2021).

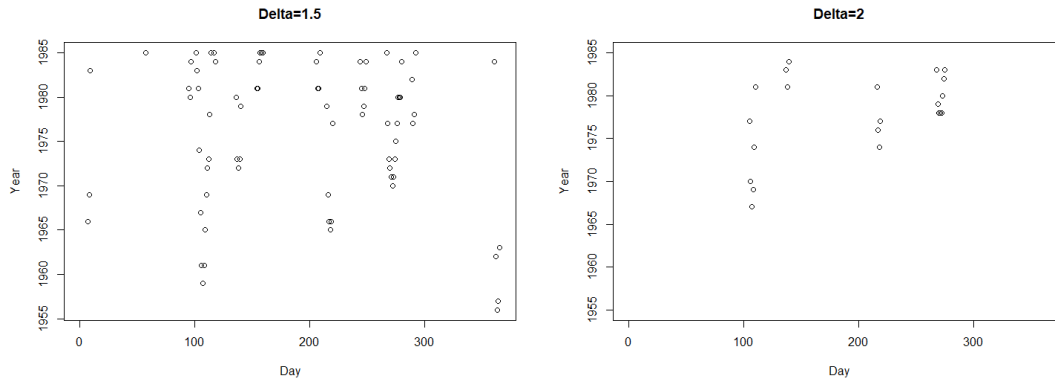


Figure 5: Plots of the estimator $\hat{t}^*(s, \Delta)$ defined in (3.3) for the Boulia weather station data for different choices of Δ .

5 Proofs

Throughout this section we will assume that Assumption (A1)-(A6) are satisfied. We also introduce some further terminology.

We call a mean zero real valued random variable X subgaussian with variance proxy C^2 if

$$\mathbb{E}[e^{tX}] \leq e^{-\frac{t^2}{2C^2}},$$

for all $t \in \mathbb{R}$. For a given set \mathcal{A} and a sigma field \mathcal{Z} we call a real valued random variable X subgaussian on \mathcal{A} conditional on \mathcal{Z} with variance proxy C^2 if

$$\begin{aligned} \mathbb{E}[e^{tX} | \mathcal{Z}](\omega) &\leq e^{-\frac{t^2}{2C^2}} \quad \forall \omega \in \mathcal{A} \\ \mathbb{E}[X | \mathcal{Z}](\omega) &= 0 \quad \forall \omega \in \mathcal{A}, \end{aligned}$$

for all $t \in \mathbb{R}$. Further for two real valued sequences $(a_n)_{n \in \mathbb{N}}, (b_n)_{n \in \mathbb{N}}$ we use the notation $a_n \lesssim b_n$ if $a_n \leq Cb_n$ for some constant C that does not depend on n and that may change from line to line. In addition we write $a_n \simeq b_n$ if $a_n \lesssim b_n$ and $b_n \lesssim a_n$. We say that an event \mathcal{A} holds with high probability if $\mathbb{P}(\mathcal{A}) = 1 - o(1)$. Finally, to make expressions more concise, we also define the process

$$\{\mathcal{H}_n(t, s)\}_{(t,s) \in I_n \times [0,1]} := \left\{ \frac{1}{\sqrt{nh_n}} \sum_{j=1}^n \epsilon_j(s) K_{h_n}^*(j/n - t) \right\}_{(t,s) \in I_n \times [0,1]}.$$

5.1 Proof of Theorem 2.3

The Theorem follows immediately by combining Lemmas 5.1 and 5.2.

Lemma 5.1. *We have that*

$$\sup_{[t,s] \in I_n \times [0,1]} \left| \tilde{\mu}_{h_n}(t,s) - \mu(t,s) - \frac{1}{nh_n} \sum_{j=1}^n \epsilon_j(s) K_{h_n}^*(j/n - t) \right| = O(h_n^3 + (nh_n)^{-1}),$$

where $K^* = 2\sqrt{2}K(\sqrt{2}x) - K(x)$.

Proof. Using (A5) combined with the same arguments as in the proof of Lemma B.1 from Dette et al. (2019) yields the desired statement where the uniformity conditions in (A5) ensure that the errors in the Taylor expansions can also be bounded uniformly in s . □

Lemma 5.2. *Let ρ_n be any sequence such that $\rho_n^{-1} = o((nh_n)^{1/2} h_n^{(3+\alpha^{-1})/J})$. Assume that $d_\infty > 0$. We then have that with probability tending to one that*

$$\begin{aligned} \hat{d}_{\infty,n} - d_{\infty,n} &\leq \sup_{(t,s) \in \hat{\mathcal{E}}_{\rho_n}} \hat{s}(t,s) (\tilde{\mu}_{h_n}(t,s) - \mu(t,s)) + o_{\mathbb{P}}(n^{-\gamma_2} (nh_n)^{-1/2}) \\ &\leq \hat{d}_{\infty,n} - d_{\infty,n} + O_{\mathbb{P}}(\rho_n) \end{aligned}$$

The same also holds true when $\hat{\mathcal{E}}_{\rho_n}$ and $\hat{s}(t,s)$ are replaced by \mathcal{E}_{ρ_n} and $s(t,s)$, respectively.

Proof. We only show the inequality involving the set $\hat{\mathcal{E}}_{\rho_n}$, the corresponding inequality for \mathcal{E}_{ρ_n} follows by exactly the same arguments. Also note that Lemma 5.4 yields that we may assume that $\hat{s}(t,s) = s(t,s)$ in the following arguments.

First we define the quantities

$$\begin{aligned} \Delta_{\rho_n}^+ &:= \sup_{(t,s) \in \hat{\mathcal{E}}_{\rho_n}^+} (\tilde{\mu}_{h_n}(t,s) - \hat{g}_n(s) - (\mu(t,s) - g_\mu(s))), \\ \Delta_{\rho_n}^- &:= \sup_{(t,s) \in \hat{\mathcal{E}}_{\rho_n}^-} -(\tilde{\mu}_{h_n}(t,s) - \hat{g}_n(s) - (\mu(t,s) - g_\mu(s))), \\ \Delta_{\rho_n} &:= \max\{\Delta_{\rho_n}^+, \Delta_{\rho_n}^-\}. \end{aligned}$$

Note that

$$\hat{d}_{\infty,n} - d_{\infty,n} \leq \Delta_{\rho_n}$$

with high probability, due to the fact that, by Lemma 5.4, we have $\mathcal{E}^\pm \subset \hat{\mathcal{E}}_{\rho_n}^\pm$ with high probability. Combining this observation with Assumption (A6) then yields the first inequality in the statement of the lemma. For the second inequality we choose $(t_n, s_n) \in \hat{\mathcal{E}}_{\rho_n}^+$ such that

$$\begin{aligned} d_{\infty,n} - 3\rho_n &\leq \mu(t_n, s_n) - g_\mu(t_n, s_n) , \\ \Delta_{\rho_n}^+ - 1/n &\leq \tilde{\mu}_{h_n}(t_n, s_n) - \hat{g}_n(s_n) - (\mu(t_n, s_n) - g_\mu(s_n)) , \end{aligned}$$

where we use Lemma 5.4 to obtain the first inequality for any $(t, s) \in \hat{\mathcal{E}}_{\rho_n}^+$. From these inequalities we obtain (with high probability)

$$\begin{aligned} \Delta_{\rho_n}^+ &\leq \tilde{\mu}_{h_n}(t_n, s_n) - \hat{g}_n(s_n) - (\mu(t_n, s_n) - g_\mu(s_n)) + 1/n \\ &\leq \sup_{(t,s) \in \hat{\mathcal{E}}_{\rho_n}^+} (\tilde{\mu}_{h_n}(t, s) - \hat{g}_n(s)) - d_{\infty,n} + 1/n + 3\rho_n \\ &\leq \hat{d}_{\infty,n} - d_{\infty,n} + 1/n + 3\rho_n , \end{aligned}$$

where we again used that $\mathcal{E} \subset \hat{\mathcal{E}}_{\rho_n}$ holds with high probability to obtain the last line. A similar argument yields an analogous inequality for $\Delta_{\rho_n}^-$. Combining these two inequalities yields the second inequality in the statement of the lemma by assumption (A6). □

Lemma 5.3. *Let α denote the constant from Assumption (A3) and define*

$$d((t, s), (t', s')) := |s - s'|^\alpha + |t - t'|h_n^{-1} ,$$

then we have for any $\tau > 0$ that

$$\sup_{d((t,s),(t',s')) < \tau} |\mathcal{H}_n(t, s) - \mathcal{H}_n(t', s')| = O_{\mathbb{P}}(\tau h_n^{-1-(3+\alpha^{-1})/J})$$

Proof. Note that

$$\mathbb{E}[|\mathcal{H}_n(t, s) - \mathcal{H}_n(t', s')|^J]^{1/J} \leq K_1 \left(|s - s'|^\alpha + |t - t'|h_n^{-1} \right) = K_1 d((t, s), (t', s')) ,$$

which follows by Assumptions (A2) and (A3) and the arguments used for the proof of Theorem 3 from Yoshihara (1978a). Therefore Theorem 2.2.4 in van der Vaart and Wellner (1996) yields that for any $\nu, \tau > 0$ and some $K_2 > 0$ depending only on J and K_1 we have

$$\begin{aligned} \mathbb{E} \left[\sup_{d((t,s),(t',s')) < \tau} |\mathcal{H}_n(t, s) - \mathcal{H}_n(t', s')|^J \right]^{1/J} &\lesssim K_2 \left(h_n^{-1/J} \int_0^\nu \epsilon^{-\frac{1+1/\alpha}{J}} d\epsilon + \tau h_n^{-2/J} \nu^{-\frac{2+2/\alpha}{J}} \right) \\ &\lesssim h_n^{-1/J} \nu^{1-\frac{1+1/\alpha}{J}} + \tau h_n^{-2/J} \nu^{-\frac{2+2/\alpha}{J}} . \\ &\lesssim h_n^{-1/J} \nu^{1/2-1/J} + \tau h_n^{-2/J} \nu^{-2/J-1} \end{aligned}$$

If we choose $\nu = h_n$ the assertion follows by an application of the Markov inequality. \square

Lemma 5.4. *We have that*

$$\|\tilde{\mu}_{h_n}(t, s) - \hat{g}_n(t, s) - (\mu(t, s) - g_\mu(t, s))\|_{\infty, I_n \times [0,1]} = O_{\mathbb{P}}((nh_n)^{-1/2} h_n^{-(3+\alpha^{-1})/J}),$$

which also implies that

$$\mathcal{E}_0^+ \subset \hat{\mathcal{E}}_{\rho_n}^+ \quad \text{and} \quad \hat{\mathcal{E}}_0^+ \subset \mathcal{E}_{\rho_n}^+$$

with high probability for any sequence ρ_n such that $\rho_n^{-1} = o((nh_n)^{1/2} h_n^{(3+\alpha^{-1})/J})$. Similar inclusions are valid for the sets \mathcal{E}_0^- and $\hat{\mathcal{E}}_0^-$.

As an immediate consequence we have that $s_n(t, s) = \hat{s}_n(t, s)$ with high probability on the sets $\hat{\mathcal{E}}_{\rho_n}^+, \hat{\mathcal{E}}_{\rho_n}^-, \mathcal{E}_{\rho_n}^+, \mathcal{E}_{\rho_n}^-, \mathcal{E}_{\rho_n, P}$ whenever it holds that $d_\infty > 0$.

Proof. Using Lemma 5.1 and (A6) we only need to show that

$$\|\mathcal{H}_n(t, s)\|_{\infty, I_n \times [0,1]} = O_{\mathbb{P}}(h_n^{-(3+\alpha^{-1})/J}) \quad (5.1)$$

Let Q_n be any partition of $I_n \times [0, 1]$ with meshes whose side lengths are proportional to $h_n^{1/\alpha}$ and h_n^2 , respectively. We then have

$$\begin{aligned} \|\mathcal{H}_n(t, s)\|_{\infty} &\lesssim \sup_{(t,s) \in Q} \left| \mathcal{H}_n(t, s) \right| + \sup_{\substack{|s-s'|^\alpha \leq h_n \\ |t-t'| h_n^{-1} \leq h_n}} \left| \mathcal{H}_n(t, s) - \mathcal{H}_n(t', s') \right| \\ &\lesssim \sup_{(t,s) \in Q} \left| \mathcal{H}_n(t, s) \right| + O_{\mathbb{P}}(h_n^{-(3+\alpha^{-1})/J}) \end{aligned}$$

where we used Lemma 5.3 for the second inequality. Using Theorem 3 in Yoshihara (1978a) combined with Lemma 2.2.2 from van der Vaart and Wellner (1996) additionally gives

$$\sup_{(t,s) \in Q} \left| \mathcal{H}_n(t, s) \right| = O_{\mathbb{P}}(|Q_n|^{1/J}) = O_{\mathbb{P}}(h_n^{-(2+1/\alpha)/J})$$

which yields (5.1) and finishes the proof.

For the additional implication in the Lemma statement we exemplarily note that

$$\begin{aligned} \mathbb{P}(\hat{\mathcal{E}}_0^+ \subset \mathcal{E}_{\rho_n}^+) &= \mathbb{P}\left(\sup_{(t,s) \in I_n \times [0,1]} (\tilde{\mu}_{h_n}(t, s) - \hat{g}_n(s)) \geq \sup_{(t,s) \in I_n \times [0,1]} (\mu(t, s) - g_\mu(s)) - \rho_n \right) \\ &\geq \mathbb{P}\left(\|\tilde{\mu}_{h_n}(t, s) - \hat{g}_n(t, s) - (\mu(t, s) - g_\mu(t, s))\|_{\infty, I_n \times [0,1]} \leq \rho_n \right), \end{aligned}$$

which yields the desired result by the bounds for

$$\|\tilde{\mu}_{h_n}(t, s) - \hat{g}_n(t, s) - (\mu(t, s) - g_\mu(t, s))\|_{\infty, I_n \times [0, 1]}$$

that we have established. □

5.2 Block Bootstrap Approximation

This section contains an auxiliary result that will be essential for the proof of Theorem 2.5 but is also of own interest. In addition to Assumptions (A1)-(A6) we also assume (A7).

Theorem 5.5. *Under the assumptions of Theorem 2.5 we have for any sequence ρ_n and any $x_0 > 0$ that*

$$\begin{aligned} & \sup_{y \geq x_0} \left| \mathbb{P} \left(\sup_{(t, s) \in \mathcal{E}_{\rho_n}} s(t, s) \mathcal{H}_n(t, s) \geq y \right) \right. \\ & \quad \left. - \mathbb{P} \left(\sup_{(t, s) \in \mathcal{E}_{\rho_n, P}} \left(\frac{s(t, s)}{\sqrt{mq}} \sum_{l=1}^m \nu_l \sum_{j \in I_l} \hat{\epsilon}_j(s) h_n^{-1/2} K_{h_n}^*(j/n - t) \right) > y \middle| \mathcal{Y} \right) \right| = o(1). \end{aligned}$$

holds on a set with probability $1 - o(1)$, where $\mathcal{Y} = \sigma(X_1, \dots, X_n)$.

Proof. Using Lemma 5.7 we obtain for any $x_0 > 0$ that

$$\begin{aligned} & \sup_{y \geq x_0} \left| \mathbb{P} \left(\sup_{(t, s) \in \mathcal{E}_{\rho_n, P}} (s(t, s) \mathcal{H}_n(t, s)) \geq y \right) \right. \\ & \quad \left. - \mathbb{P} \left(\sup_{(t, s) \in \mathcal{E}_{\rho_n, P}} \left(\frac{s(t, s)}{\sqrt{mq}} \sum_{l=1}^m \nu_l \sum_{j \in I_l} \epsilon_j(s) h_n^{-1/2} K_{h_n}^*(j/n - t) \right) \geq y \middle| \mathcal{Y} \right) \right| \\ & \leq n^{-c} + (m-1)\beta(r) \end{aligned} \tag{5.2}$$

holds on a set \mathcal{B} that has probability at least $1 - o(1) - (m-1)\beta(r)$. Further we have by Lemma 5.8 that uniformly in $y \in \mathbb{R}$

$$\begin{aligned} & \mathbb{P} \left(\sup_{(t, s) \in \mathcal{E}_{\rho_n, P}} \left(\frac{s(t, s)}{\sqrt{mq}} \sum_{l=1}^m \nu_l \sum_{j \in I_l} \hat{\epsilon}_j(s) h_n^{-1/2} K_{h_n}^*(j/n - t) \right) > y \middle| \mathcal{Y} \right) = \\ & \quad \mathbb{P} \left(\sup_{(t, s) \in \mathcal{E}_{\rho_n, P}} \left(\frac{s(t, s)}{\sqrt{mq}} \sum_{l=1}^m \nu_l \sum_{j \in I_l} \epsilon_j(s) h_n^{-1/2} K_{h_n}^*(j/n - t) \right) > y \middle| \mathcal{Y} \right) + o(1) \end{aligned} \tag{5.3}$$

holds on a set \mathcal{A} with $\mathbb{P}(\mathcal{A}) = 1 - o(1)$. Combining (5.2) with (5.3) therefore yields that on the set $\mathcal{A} \cap \mathcal{B}$

$$\begin{aligned} & \sup_{y \geq x_0} \left| \mathbb{P} \left(\sup_{(t,s) \in \mathcal{E}_{\rho_n, P}} (s(t, s) \mathcal{H}_n(t, s)) \geq y \right) \right. \\ & \quad \left. - \mathbb{P} \left(\sup_{(t,s) \in \mathcal{E}_{\rho_n, P}} \left(\frac{s(t, s)}{\sqrt{mq}} \sum_{l=1}^m \nu_l \sum_{j \in I_l} \hat{\epsilon}_j(s) h_n^{-1/2} K_{h_n}^*(j/n - t) \right) > y \middle| \mathcal{Y} \right) \right| = o(1) , \end{aligned}$$

which combined with arguments similar to those following equation (5.5) (use Lemma 5.6 to establish the analogue to (5.5) in this case) yields that on the set $\mathcal{A} \cap \mathcal{B}$

$$\begin{aligned} & \sup_{y \geq x_0} \left| \mathbb{P} \left(\sup_{(t,s) \in \mathcal{E}_{\rho_n}} (s(t, s) \mathcal{H}_n(t, s)) \geq y \right) \right. \\ & \quad \left. - \mathbb{P} \left(\sup_{(t,s) \in \mathcal{E}_{\rho_n, P}} \left(\frac{s(t, s)}{\sqrt{mq}} \sum_{l=1}^m \nu_l \sum_{j \in I_l} \hat{\epsilon}_j(s) h_n^{-1/2} K_{h_n}^*(j/n - t) \right) > y \middle| \mathcal{Y} \right) \right| = o(1) . \end{aligned}$$

□

Lemma 5.6. *We have for any sequence ρ_n that*

$$\left| \sup_{(t,s) \in \mathcal{E}_{\rho_n}} (s(t, s) \mathcal{H}_n(t, s)) - \sup_{(t,s) \in \mathcal{E}_{\rho_n, P}} (s(t, s) \mathcal{H}_n(t, s)) \right| \leq O_{\mathbb{P}}(n^{-1/2}) .$$

Proof. Using the same arguments as in the proof of Lemma 5.3 yields that with high probability

$$\begin{aligned} & \left| \sup_{(t,s) \in \mathcal{E}_{\rho_n}} (s(t, s) \mathcal{H}_n(t, s)) - \sup_{(t,s) \in \mathcal{E}_{\rho_n, P}} (s(t, s) \mathcal{H}_n(t, s)) \right| \lesssim \sup_{\substack{|s-s'| \leq n^{-1/\alpha} \\ |t-t'| \leq n^{-1}}} \left| \mathcal{H}_n(t, s) - \mathcal{H}_n(t', s') \right| \\ & \qquad \qquad \qquad \lesssim n^{-1/2} . \end{aligned}$$

□

Lemma 5.7. *Under the assumptions of Theorem 2.5 we have for any sequence ρ_n and any $x_0 > 0$ that*

$$\begin{aligned} & \sup_{y \geq x_0} \left| \mathbb{P} \left(\sup_{(t,s) \in \mathcal{E}_{\rho_n, P}} (s(t, s) \mathcal{H}_n(t, s)) \geq y \right) \right. \\ & \quad \left. - \mathbb{P} \left(\sup_{(t,s) \in \mathcal{E}_{\rho_n, P}} \left(\frac{s(t, s)}{\sqrt{mq}} \sum_{l=1}^m \nu_l \sum_{j \in I_l} \epsilon_j(s) h_n^{-1/2} K_{h_n}^*(j/n - t) \right) \geq y \middle| \mathcal{Y} \right) \right| \\ & \quad \leq n^{-c} + 2(m-1)\beta(r) \end{aligned}$$

for some $c > 0$, with probability at least $1 - o(1) - (m-1)\beta(r)$.

Proof. By Lemma 6.1, which is stated and proved in Section 6, we may assume that the constant D_n in Theorem (5.9) satisfies $D_n \lesssim \log(n)h_n^{-1/2}$. We obtain the desired statement by combining Theorem (5.9) with Theorem E.2 from Chernozhukov et al. (2018). Note that Theorem E.2 in this reference is not directly applicable, but we may use Lemma 6.2 instead of Theorem 2 from Chernozhukov et al. (2015) in its proof to obtain the required result for our setting. \square

Lemma 5.8. *We have for any sequence ρ_n that on a set \mathcal{A} with $\mathbb{P}(\mathcal{A}) = 1 - o(1)$ that*

$$\begin{aligned} & \mathbb{P}\left(\sup_{(t,s) \in \mathcal{E}_{\rho_n, P}} \left(\frac{s(t,s)}{\sqrt{mq}} \sum_{l=1}^m \nu_l \sum_{j \in I_l} \hat{\epsilon}_j(s) h_n^{-1/2} K_{h_n}^*(j/n - t)\right) > y \mid \mathcal{Y}\right) = \\ & \mathbb{P}\left(\sup_{(t,s) \in \mathcal{E}_{\rho_n, P}} \left(\frac{s(t,s)}{\sqrt{mq}} \sum_{l=1}^m \nu_l \sum_{j \in I_l} \epsilon_j(s) h_n^{-1/2} K_{h_n}^*(j/n - t)\right) > y \mid \mathcal{Y}\right) + o(1) \end{aligned}$$

where the $o(1)$ Term does not depend on y .

Proof. We observe by Lemma 5.4 in combination with (A6) that

$$\begin{aligned} \max_{h_n^{-1} \leq j \leq n - h_n^{-1}} \|\epsilon_j(\cdot) - \hat{\epsilon}_j(\cdot)\|_\infty & \leq \left\| \tilde{\mu}_{h_n}(\cdot, \cdot) - \hat{g}_n(\cdot) - \left(\mu(\cdot, \cdot) - g_\mu(\cdot)\right) \right\|_{\infty, I_n \times [0,1]} \\ & \quad + o_{\mathbb{P}}\left((nh_n)^{-1/2} h_n^{-(3+1/\alpha)/J}\right) \\ & \lesssim \sqrt{\log(n)} \left((nh_n)^{-1/2} h_n^{-(3+1/\alpha)/J}\right) \end{aligned}$$

holds on a set \mathcal{A} with $\mathbb{P}(\mathcal{A}) = 1 - o(1)$.

In particular we have, letting $w_n = \left((nh_n)^{-1/2} h_n^{-(3+\alpha^{-1})/J}\right)$, that on \mathcal{A} the random variables

$$\nu_l h_n^{-1/2} / \sqrt{q} \sum_{i \in I_l} (\epsilon_i(s) - \hat{\epsilon}_i(s)) K_{h_n}^*(i/n - t) \quad 1 + [qh_n] \leq l \leq n - [qh_n] \quad (5.4)$$

are Subgaussian conditional on \mathcal{Y} , with variance proxy at most $C \frac{q \log(n) w_n^2}{h_n}$. This implies that on a \mathcal{A} we have that

$$\begin{aligned} & \mathbb{P}\left(\sup_{(t,s) \in \mathcal{E}_{\rho_n, P}} \left(\frac{s(t,s)}{\sqrt{mq}} \sum_{l=1+\lceil qh_n \rceil}^{m-\lceil qh_n \rceil} \nu_l \sum_{j \in I_l} (\epsilon_j(s) - \hat{\epsilon}_j(s)) h_n^{-1/2} K_{h_n}^*(j/n - t)\right) > y \mid \mathcal{Y}\right) \\ & \leq n^{1+1/\alpha} \exp(-y^2 h_n / (2Cq \log(n) w_n^2)). \end{aligned}$$

Choosing $y = \sqrt{(4 + 2/\alpha)Cw_n^2q \log^2(n)h_n^{-1}} \leq n^{-c}$ yields that on the set \mathcal{A} we have

$$\begin{aligned} & \mathbb{P}\left(\sup_{(t,s) \in \mathcal{E}_{\rho_n, P}} \left(\frac{s(t,s)}{\sqrt{mq}} \sum_{l=1+\lceil qh_n \rceil}^{m-\lceil qh_n \rceil} \nu_l \sum_{j \in I_l} (\epsilon_j(s) - \hat{\epsilon}_j(s)) h_n^{-1/2} K_{h_n}^*(j/n - t)\right) > n^{-c/2}\right) \\ & \leq 1/n. \end{aligned} \quad (5.5)$$

Using (A7) and the arguments in the proof of Theorem 4.2 of Chetverikov et al. (2020) allows us to apply Theorem 1 from Chernozhukov et al. (2017) with $1/\log(n) \lesssim \underline{\sigma}$ to the random variables (5.4). In combination with (5.5) this yields that on the set \mathcal{A} we have

$$\begin{aligned} & \mathbb{P}\left(\sup_{(t,s) \in \mathcal{E}_{\rho_n, P}} \left(\frac{s(t,s)}{\sqrt{mq}} \sum_{l=1+\lceil qh_n \rceil}^{m-\lceil qh_n \rceil} \nu_l \sum_{j \in I_l} \hat{\epsilon}_j(s) h_n^{-1/2} K_{h_n}^*(j/n - t)\right) > y \mid \mathcal{Y}\right) \\ & \geq \mathbb{P}\left(\sup_{(t,s) \in \mathcal{E}_{\rho_n, P}} \left(\frac{s(t,s)}{\sqrt{mq}} \sum_{l=1+\lceil qh_n \rceil}^{m-\lceil qh_n \rceil} \nu_l \sum_{j \in I_l} \epsilon_j(s) h_n^{-1/2} K_{h_n}^*(j/n - t)\right) > y + n^{-c/2} \mid \mathcal{Y}\right) + o(1) \\ & = \mathbb{P}\left(\sup_{(t,s) \in \mathcal{E}_{\rho_n, P}} \left(\frac{s(t,s)}{\sqrt{mq}} \sum_{l=1+\lceil qh_n \rceil}^{m-\lceil qh_n \rceil} \nu_l \sum_{j \in I_l} \epsilon_j(s) h_n^{-1/2} K_{h_n}^*(j/n - t)\right) > y \mid \mathcal{Y}\right) + o(1) \end{aligned}$$

where the $o(1)$ Term does not depend on y . An analogous argument establishes the reverse inequality.

Similar arguments can be used for the first and last $\lceil qh_n \rceil$ random variables that we did not consider in (5.4) and the arguments following it. In this case Lemma 5.4 is not available, but a similar result can be established by using Lemma B.1 from Dette et al. (2019) instead. This establishes the desired result. \square

5.3 Proof of Theorem 2.5

Proof of (2.12)

Proof. We focus on the case $d_\infty > 0$, the arguments for $d_\infty = 0$ are similar but easier.

By 2.3 we have that

$$\sqrt{nh_n}(\hat{d}_{\infty, n} - d_{\infty, n}) \leq \sup_{(t,s) \in \mathcal{E}_{\rho_n/2}} \left(s(t,s) \mathcal{H}_n(t,s)\right) + o_{\mathbb{P}}(n^{-\gamma_2}). \quad (5.6)$$

Further we know by the definitions of $\mathcal{E}_{\rho,P}$ and $\hat{\mathcal{E}}_{\rho,P}$ and by Lemma 5.4 that with high probability it holds that $\mathcal{E}_{\rho_n/2,P} \subset \hat{\mathcal{E}}_{\rho_n,P}$ which implies that

$$\begin{aligned} & \sup_{(t,s) \in \mathcal{E}_{\rho_n/2,P}} \left(\frac{s(t,s)}{\sqrt{mq}} \sum_{l=1}^m \nu_l \sum_{j \in I_l} \epsilon_j(s) h_n^{-1/2} K_{h_n}^*(j/n - t) \right) \\ & \leq \sup_{(t,s) \in \hat{\mathcal{E}}_{\rho_n,P}} \left(\frac{s(t,s)}{\sqrt{mq}} \sum_{l=1}^m \nu_l \sum_{j \in I_l} \epsilon_j(s) h_n^{-1/2} K_{h_n}^*(j/n - t) \right) \end{aligned} \quad (5.7)$$

holds with high probability. Denote by $\hat{q}_{1-\alpha}^*$ and $q_{1-\alpha}^*$ the $(1 - \alpha)$ -quantiles of

$$\sup_{(t,s) \in \hat{\mathcal{E}}_{\rho_n,P}} \left(\frac{s(t,s)}{\sqrt{mq}} \sum_{l=1}^m \nu_l \sum_{j \in I_l} \epsilon_j(s) h_n^{-1/2} K_{h_n}^*(j/n - t) \right)$$

and

$$\sup_{(t,s) \in \mathcal{E}_{\rho_n/2,P}} \left(\frac{s(t,s)}{\sqrt{mq}} \sum_{l=1}^m \nu_l \sum_{j \in I_l} \epsilon_j(s) h_n^{-1/2} K_{h_n}^*(j/n - t) \right),$$

respectively. Note that by Lemma 5.4 the definition of $\hat{q}_{1-\alpha}^*$ given here agrees with the definition given in (2.10) with high probability. By (5.7) we clearly have $q_{1-\alpha}^* \leq \hat{q}_{1-\alpha}^*$ with high probability.

By Theorem 5.5 we have for any $x_0 > 0$ that

$$\begin{aligned} & \sup_{y \geq x_0} \left| \mathbb{P} \left(\sup_{(t,s) \in \mathcal{E}_{\rho_n/2}} (s(t,s) \mathcal{H}_n(t,s)) \geq y \right) \right. \\ & \quad \left. - \mathbb{P} \left(\sup_{(t,s) \in \mathcal{E}_{\rho_n/2,P}} \left(\frac{s(t,s)}{\sqrt{mq}} \sum_{l=1}^m \nu_l \sum_{j \in I_l} \hat{\epsilon}_j(s) h_n^{-1/2} K_{h_n}^*(j/n - t) \right) > y \middle| \mathcal{Y} \right) \right| = o(1). \end{aligned} \quad (5.8)$$

Now combining the above observations we obtain with high probability that

$$\begin{aligned}
& \mathbb{P}(T_{n,\Delta} > \hat{q}_{1-\alpha}^*) \\
& \leq \mathbb{P}(\sqrt{nh_n}(\hat{d}_{\infty,n} - d_{\infty,n}) > \hat{q}_{1-\alpha}^*) \\
& \leq \mathbb{P}(\sqrt{nh_n}(\hat{d}_{\infty,n} - d_{\infty,n}) > q_{1-\alpha}^*) + o(1) \\
& \leq \mathbb{P}\left(\sqrt{nh_n} \sup_{(t,s) \in \mathcal{E}_{\rho_n/2,P}} \left(s(t,s)\mathcal{H}_n(t,s)\right) + n^{-\gamma_2} > q_{1-\alpha}^*\right) + o(1) \\
& = \mathbb{P}\left(\sup_{(t,s) \in \mathcal{E}_{\rho_n/2,P}} \left(\frac{s(t,s)}{\sqrt{mq}} \sum_{l=1}^m \nu_l \sum_{j \in I_l} \hat{\epsilon}_j(s) h_n^{-1/2} K_{h_n}^*(j/n - t)\right) > q_{1-\alpha}^* - n^{-\gamma_2} \middle| \mathcal{Y}\right) \\
& \quad + o(1) \\
& = \mathbb{P}\left(\sup_{(t,s) \in \mathcal{E}_{\rho_n/2,P}} \left(\frac{s(t,s)}{\sqrt{mq}} \sum_{l=1}^m \nu_l \sum_{j \in I_l} \epsilon_j(s) h_n^{-1/2} K_{h_n}^*(j/n - t)\right) > q_{1-\alpha}^* \middle| \mathcal{Y}\right) + o(1) \\
& = \alpha + o(1) ,
\end{aligned}$$

where the third inequality follows by (5.6), the fourth follows by (5.8) and the fifth by equation (5.5) in combination with Theorem 1 from Chernozhukov et al. (2017) (Here we may assume $1/\log(n) \lesssim \underline{\sigma}$ by (A7) and the arguments in the proof of Theorem 4.2 of Chetverikov et al. (2020)). \square

Proof of (2.13) Note that

$$\hat{T}_{n,\Delta} = \sqrt{nh_n}(\hat{d}_{\infty,n} - d_{\infty,n}) + \sqrt{nh_n}(d_{\infty,n} - \Delta) . \quad (5.9)$$

By Lemmas 5.2 and 5.4 and assumption (A6) we have

$$\sqrt{nh_n}(\hat{d}_{\infty,n} - d_{\infty,n}) \lesssim O_{\mathbb{P}}\left(h_n^{-(3+\alpha^{-1})/J}\right) . \quad (5.10)$$

Further we observe by the continuity of μ and g_{μ} that for n sufficiently large we have

$$d_{\infty} - d_{\infty,n} < (d_{\infty} - \Delta)/2$$

so that for n large enough

$$\sqrt{nh_n}(d_{\infty,n} - \Delta) \geq \sqrt{nh_n}(d_{\infty} - \Delta)/2 . \quad (5.11)$$

Combining (5.9), (5.10) and (5.11) gives

$$T_{n,\Delta} \geq O_{\mathbb{P}}\left(h_n^{-(3+\alpha^{-1})/J}\right) + \sqrt{nh_n}(d_{\infty} - \Delta)/2$$

which yields the desired result.

5.4 Proof of Theorem 3.1

We start with the case $t^*(s, \Delta) \in [x_0, x_1]$. By Lemma 5.4 and the choice of δ_n we always have, on a set \mathcal{A} with $\mathbb{P}(\mathcal{A}) = 1 - o(1)$ that does not depend on s , that

$$\sup_{t \in [x_0 \vee h_n, y]} |\hat{d}(t, s)| < \Delta - \delta_n$$

holding implies that

$$\sup_{t \in [x_0, y]} |d(t, s)| < \Delta$$

holds. By the representations (3.3) and (3.4) we then immediately obtain for all $s \in S$ that

$$\hat{t}^*(s, \Delta) \leq t^*(\Delta) + h_n \tag{5.12}$$

holds on \mathcal{A} .

Similarly we have that

$$d(t^*(\Delta, s), s) = \Delta$$

implies that for any $x > 0$ we have

$$d(t^*(\Delta, s) - x, s) \geq \Delta - \omega(x, s) .$$

Choosing $x = \omega^{-1}(\delta_n/2, s)$ and applying Lemma 5.4 then implies for all $s \in S$ that

$$\hat{d}(t^*(\Delta, s) - x, s) \geq \Delta - \delta_n/2 - O_{\mathbb{P}}\left((nh_n)^{-1/2}h_n^{-(3+\alpha^{-1})/J}\right) \geq \Delta - \delta_n$$

holds on \mathcal{A} . A similar argument for the case $d(t^*(\Delta, s), s) = -\Delta$ and again using the representations (3.3) and (3.4) yields that for all $s \in S$ we have that

$$\hat{t}^*(\Delta, s) \geq t^*(\Delta, s) - \omega^{-1}(\delta_n/2, s) \tag{5.13}$$

holds on \mathcal{A} . Combining (5.12) and (5.13) yields the first part of Theorem 3.1.

Let us now turn to the case $t^*(s, \Delta) = \infty$. Define $D_{\infty, n}(s) = \sup_{t \in I_n} |d(t, s)|$ and $\hat{D}_{\infty, n}(s) = \sup_{t \in I_n} |\hat{d}(t, s)|$ and observe that

$$\begin{aligned} \mathbb{P}(\hat{t}^*(s, \Delta) < t^*(s, \Delta)) &= \mathbb{P}(\hat{D}_{\infty, n}(s) > \Delta - \delta_n) \\ &= \mathbb{P}(\hat{D}_{\infty, n}(s) - D_{\infty, n}(s) + \delta_n > \Delta - D_{\infty, n}(s)) \\ &= o(1) \end{aligned}$$

due to Lemma 5.4, the choice of δ_n and the fact that $\Delta - D_{\infty, n}(s) > 0 \forall s \in S^c$. Note that we can make this uniform in s in the case that $\Delta - d_{\infty} > 0$ which finishes the proof of the second part of Theorem 3.1.

5.5 Gaussian approximation for dependent data

In this section we will consider a strictly stationary mean zero sample $X_1, \dots, X_n \in \mathbb{R}^p$ that we assume to be β -mixing. Further let $T_n = \max_{1 \leq j \leq p} n^{-1/2} \sum_{i=1}^n X_{ij}$. Assume that there exists some constant D_n such that

$$|X_{ij}| \leq D_n \quad \text{a.s. } 1 \leq i \leq n, 1 \leq j \leq p$$

Further let

$$B_l = \sum_{i \in I_l} X_i, \quad S_l = \sum_{i \in J_l} X_i$$

and $\{\tilde{B}_l, 1 \leq l \leq m\}$, $\{\tilde{S}_l, 1 \leq l \leq m\}$ be sequences of independent copies of B_l and S_l . Denote by B_{li} the i -th coordinate of $B_l = (B_{l1}, \dots, B_{lp})$. Additionally let $Y = (Y_1, \dots, Y_p)$ be a centered normal vector with covariance matrix $\mathbb{E}[YY^T] = (mq)^{-1} \sum_{i=1}^m \mathbb{E}[B_i B_i^T]$.

For any integer $1 \leq q \leq n$ we also define

$$\bar{\sigma}(q) := \max_{1 \leq j \leq p} \frac{1}{m} \sum_{I \in \{I_1, \dots, I_m\}} \text{Var} \left(q^{-1/2} \sum_{i \in I} X_{ij} \right)$$

Additionally let $\bar{\sigma}(0) := 1$. We now establish a Gaussian approximation result for β -mixing random variables that allows for decaying variances in all but one coordinate.

Theorem 5.9. *Suppose that*

$$\begin{aligned} \bar{\sigma}(q) &\gtrsim 1 \\ \bar{\sigma}(q) \vee \bar{\sigma}(r) &\lesssim 1 \\ (q + r \log(pn)) \log(pn)^{1/2} D_n n^{-1/2} &\lesssim n^{-c_1} \\ r/q \log(p)^2 &\lesssim n^{-c_1} \\ q^{1/2} D_n \log(pn)^5 n^{-1/2} &\lesssim n^{-c_2} \end{aligned}$$

then

$$\sup_{t > x_0} \left| \mathbb{P}(T_n \leq t) - \mathbb{P} \left(\max_{1 \leq j \leq p} Y_j \leq t \right) \right| \lesssim n^{-c} + (m-1)\beta(r)$$

for some $c > 0$ only depending on c_1, c_2 . In particular we also have that

$$\sup_{t > x_0} \left| \mathbb{P}(T_n \leq t + \epsilon) - \mathbb{P}(T_n \leq t) \right| \lesssim \epsilon \sqrt{\log(pn)} + n^{-c} + (m-1)\beta(r) \quad (5.14)$$

for some $c > 0$.

Proof. For the remainder of this proof c denotes a generic positive constant that may change from line to line that only depends on c_1, c_2 as well as d_1, d_2 . First we bound the error incurred by leaving out the small blocks, i.e. we have that

$$|T_n - \max_{1 \leq j \leq p} n^{-1/2} \sum_{i=1}^m B_{ij}| \leq \max_{1 \leq j \leq p} \left| n^{-1/2} \sum_{i=1}^m S_{ij} \right| + \max_{1 \leq j \leq p} \left| n^{-1/2} S_{(m+1)j} \right|$$

and note that

$$\max_{1 \leq j \leq p} \left| n^{-1/2} S_{(m+1)j} \right| \lesssim qD_n/\sqrt{n} \quad (5.15)$$

By Corollary 2.7 from Yu (1994) (or Lemma 1 from Yoshihara (1978b)) we have

$$\left| \mathbb{P} \left(\max_{1 \leq j \leq p} n^{-1/2} \sum_{i=1}^m B_{ij} \leq t \right) - \mathbb{P} \left(\max_{1 \leq j \leq p} n^{-1/2} \sum_{i=1}^m \tilde{B}_{ij} \leq t \right) \right| \leq (m-1)\beta(r) \quad (5.16)$$

$$\left| \mathbb{P} \left(\max_{1 \leq j \leq p} n^{-1/2} \left| \sum_{i=1}^m S_{ij} \right| \leq t \right) - \mathbb{P} \left(\max_{1 \leq j \leq p} n^{-1/2} \left| \sum_{i=1}^m \tilde{S}_{ij} \right| \leq t \right) \right| \leq (m-1)\beta(q)$$

Using independence and the fact that \tilde{S}_{ij} is bounded by rD_n we obtain by Lemma D.3 from Chetverikov et al. (2020) that

$$\mathbb{E} \left[\max_{1 \leq j \leq p} \left| n^{-1/2} \sum_{i=1}^m \tilde{S}_{ij} \right| \right] \lesssim \sqrt{r/q\bar{\sigma}(r) \log(p)} + n^{-1/2} rD_n \log(p)$$

so that

$$\mathbb{P} \left(\max_{1 \leq j \leq p} n^{-1/2} \left| \sum_{i=1}^m \tilde{S}_{ij} \right| > t \right) \lesssim \left(\sqrt{r/q\bar{\sigma}(r) \log(p)} + n^{-1/2} rD_n \log(p) \right) / t \quad (5.17)$$

Let $\delta_1 = \sqrt{n^{-c_1}/\log(pn)}$. Combining (5.15), (5.16), (5.17) (choose $t = \delta_1$ in (5.17)) we obtain for $t > x_0$ that

$$\begin{aligned} \mathbb{P}(T_n \leq t) &\leq \mathbb{P} \left(\max_{1 \leq j \leq p} n^{-1/2} \sum_{i=1}^m B_{ij} \leq t + \delta_1 + qD_n n^{-1/2} \right) + n^{-c} + (m-1)\beta(q) \\ &\leq \mathbb{P} \left(\max_{1 \leq j \leq p} n^{-1/2} \sum_{i=1}^m \tilde{B}_{ij} \leq t + \delta_1 + qD_n n^{-1/2} \right) + n^{-c} + (m-1)\beta(q) \\ &\leq \mathbb{P} \left(\max_{1 \leq j \leq p} n^{-1/2} \sum_{i=1}^m \tilde{B}_{ij} \leq t \right) + n^{-c} + \left(\frac{qD_n^2 \log(pn)^{10}}{n} \right)^{1/6} + (m-1)\beta(r) \end{aligned}$$

where we used Lemma 5.10 for the last line. A similar argument also yields the reverse inequality so that for all $t > x_0$ we have

$$\sup_{t > x_0} \left| \mathbb{P}(T_n \leq t) - \mathbb{P}\left(\max_{1 \leq j \leq p} n^{-1/2} \sum_{i=1}^m \tilde{B}_{ij} \leq t\right) \right| \lesssim n^{-c} + (m-1)\beta(r)$$

Now we apply Theorem 4.1 from Chetverikov et al. (2020) (note that for at least one j we have $\bar{\sigma}(q) \simeq n^{-1} \sum_{i=1}^m \text{Var}(\tilde{B}_{ij})$ and that for all j it holds that $\tilde{B}_{ij} \lesssim qD_n$) to further obtain that

$$\sup_{t > x_0} \left| \mathbb{P}(T_n \leq t) - \mathbb{P}\left(\max_{1 \leq j \leq p} \sqrt{mq/n} Y_j \leq t\right) \right| \lesssim n^{-c} + (m-1)\beta(r) \quad (5.18)$$

The result then follows by the same arguments as in step 4 of the proof of Theorem E.1 from Chernozhukov et al. (2018) where we use Lemma C.3 from Chetverikov et al. (2020) instead of Step 3.

The additional conclusion of the theorem follows by combining equation (5.18) with Lemma 5.10

□

Lemma 5.10. *Suppose that the conditions of Theorem 5.9 are fulfilled for $q = 1, r = 0$ and that X_1, \dots, X_n are independent. Then for for any $x_0 > 0$ we have that for all $t > x_0$ and $\epsilon > 0$ it holds that*

$$\begin{aligned} & \mathbb{P}\left(\sup_{1 \leq j \leq p} n^{-1/2} \sum_{i=1}^n X_{ij} \leq t + \epsilon\right) - \mathbb{P}\left(\sup_{1 \leq j \leq p} n^{-1/2} \sum_{i=1}^n X_{ij} \leq t\right) \\ & \lesssim \left(\frac{D_n^2 \log(pn)^{10}}{n}\right)^{1/6} + \epsilon \sqrt{\log(pn)} \end{aligned}$$

Proof. The proof is the same as for Lemma 4.4 in Chernozhukov et al. (2022) but we use Theorem 4.1, equation (56) and Lemma C.3 from Chetverikov et al. (2020) instead of Lemma 4.3 and J.3. □

6 Further technical details

The following Lemma is used in the proof of Lemma 5.7 to reduce to the case of bounded random variables.

Lemma 6.1. Let $Z_1, \dots, Z_n \in \mathbb{R}^p$ be a sequence of random vectors with mixing coefficients $(\beta_Z(k))_{k \in \mathbb{N}}$ such that

$$\begin{aligned} \sup_{1 \leq j \leq p} \sup_{1 \leq i \leq n} \mathbb{E}[\exp(|Z_{ij}|)] &\lesssim 1 \\ \sum_{k=1}^{\infty} (k+1)^{J/2-1} \beta(k)^{\frac{\delta}{J+\delta}} &< \infty, \end{aligned} \quad (5.19)$$

for some even $J \geq 8$ and some $\delta > 0$. We define for any $C > 0$ the vectors

$$\tilde{Z}_{ij} = Z_{ij} \mathbb{1}\{|Z_{ij}| \leq n^{1/3}\}.$$

Assuming that the vectors $\tilde{Z}_i - \mathbb{E}[\tilde{Z}_i]$ fulfill the conditions of Theorem 5.9 for some choice of r, q and that $\log(np) \simeq \log(n)$ we have for any $x_0 > 0$ that

$$\sup_{t \geq x_0} \left| \mathbb{P}\left(\sup_{1 \leq j \leq p} n^{-1/2} \sum_{i=1}^n Z_{ij} \leq t\right) - \mathbb{P}\left(\sup_{1 \leq j \leq p} n^{-1/2} \sum_{i=1}^n (\tilde{Z}_{ij} - \mathbb{E}[\tilde{Z}_{ij}]) \leq t\right) \right| \lesssim o(1).$$

Further, recalling the notations introduced after Theorem 2.3 we have with high probability that

$$\begin{aligned} \sup_{t \geq x_0} \left| \mathbb{P}\left(\sup_{1 \leq j \leq p} \frac{1}{\sqrt{mq}} \sum_{l=1}^m \nu_l \sum_{k \in I_l} Z_{kj} \leq t \mid \mathcal{Z}\right) - \right. \\ \left. \mathbb{P}\left(\sup_{1 \leq j \leq p} \frac{1}{\sqrt{mq}} \sum_{l=1}^m \nu_l \sum_{k \in I_l} (\tilde{Z}_{kj} - \mathbb{E}[\tilde{Z}_{kj}]) \leq t \mid \mathcal{Z}\right) \right| \lesssim o(1) \end{aligned} \quad (5.20)$$

where $\mathcal{Z} = \sigma(Z_1, \dots, Z_n)$.

Proof. We begin with the first statement. Define

$$\check{Z}_{ij} = Z_{ij} \mathbb{1}\{|Z_{ij}| > n^{1/3}\}$$

and note that

$$Z_{ij} - \tilde{Z}_{ij} = \check{Z}_{ij}$$

so that

$$\begin{aligned} &\mathbb{P}\left(\sup_{1 \leq j \leq p} n^{-1/2} \sum_{i=1}^n Z_{ij} \leq t\right) \\ &\geq \mathbb{P}\left(\sup_{1 \leq j \leq p} n^{-1/2} \sum_{i=1}^n (\tilde{Z}_{ij} - \mathbb{E}[\tilde{Z}_{ij}]) \leq t - \sup_{1 \leq j \leq p} n^{-1/2} \sum_{i=1}^n (\check{Z}_{ij} - \mathbb{E}[\check{Z}_{ij}])\right) \end{aligned} \quad (5.21)$$

Consider for an s to be chosen later the inequalities

$$\begin{aligned}
\mathbb{P}\left(\sup_{1 \leq j \leq p} n^{-1/2} \sum_{i=1}^n (\check{Z}_{ij} - \mathbb{E}[\check{Z}_{ij}]) > s\right) &\lesssim p \sup_{1 \leq j \leq p} \mathbb{E}\left[\left(n^{-1/2} \sum_{i=1}^n (\check{Z}_{ij} - \mathbb{E}[\check{Z}_{ij}])\right)^J\right] / s^J \\
&\lesssim p \sup_{1 \leq j \leq p} \sup_{1 \leq i \leq n} \mathbb{E}\left[|\check{Z}_{ij} - \mathbb{E}[\check{Z}_{ij}]|^{J+\delta}\right]^{J/(J+\delta)} / s^J \\
&\lesssim p \sup_{1 \leq j \leq p} \sup_{1 \leq i \leq n} \|\check{Z}_{ij}\|_{J+\delta}^J / s^J
\end{aligned}$$

where the first inequality follows by Markov, the second by the arguments in the proof of Theorem 3 from Yoshihara (1978a) and the third due to Hölder's inequality. In particular we obtain, in view of (5.19), by applying Hölder's and Markov's inequalities that

$$\mathbb{P}\left(\sup_{1 \leq j \leq p} n^{-1/2} \sum_{i=1}^n (\check{Z}_{ij} - \mathbb{E}[\check{Z}_{ij}]) > n^{-\epsilon}\right) = o(1) \quad (5.22)$$

for any $\epsilon > 0$.

Next we combine (5.22) and (5.14) applied to $\tilde{Z}_i - \mathbb{E}[\tilde{Z}_i]$, $i = 1, \dots, n$ to obtain for some $c > 0$ that

$$\begin{aligned}
&\left| \mathbb{P}\left(\sup_{1 \leq j \leq p} n^{-1/2} \sum_{i=1}^n (\tilde{Z}_{ij} - E[\tilde{Z}_{ij}]) \leq t - \sup_{1 \leq j \leq p} n^{-1/2} \sum_{i=1}^n (\check{Z}_{ij} - \mathbb{E}[\check{Z}_{ij}])\right) \right. \\
&\quad \left. - \mathbb{P}\left(\sup_{1 \leq j \leq p} n^{-1/2} \sum_{i=1}^n (\tilde{Z}_{ij} - E[\tilde{Z}_{ij}]) \leq t\right) \right| \\
&\lesssim o(1).
\end{aligned}$$

Combining this with equation (5.21) yields

$$\mathbb{P}\left(\sup_{1 \leq j \leq p} n^{-1/2} \sum_{i=1}^n Z_{ij} \leq t\right) \geq \mathbb{P}\left(\sup_{1 \leq j \leq p} n^{-1/2} \sum_{i=1}^n (\tilde{Z}_{ij} - E[\tilde{Z}_{ij}]) \leq t\right) + o(1)$$

A similar arguments yields the reverse inequality and finishes the proof of the first statement of the Lemma. For the second statement we merely note that the set $\{Z_{ij} - \tilde{Z}_{ij} = 0, i = 1, \dots, n, j = 1, \dots, p\}$ has probability $1 - o(1)$, using this to bound $\bar{\Delta}$ when applying Lemma 6.2 to the Gaussian vectors in (5.20) yields the desired conclusion. \square

Lemma 6.2. *Let Z_1, Z_2 be two p -dimensional mean zero Gaussian vectors with covariance matrices $\Sigma^1 = (\sigma_{kl}^1)_{1 \leq k, l \leq p}$ and $\Sigma^2 = (\sigma_{kl}^2)_{1 \leq k, l \leq p}$, respectively. Then for any*

$x_0 > 0$ we have

$$\sup_{t \geq x_0} \left| \mathbb{P} \left(\max_{1 \leq j \leq p} Z_{1j} \leq t \right) - \mathbb{P} \left(\max_{1 \leq j \leq p} Z_{1j} \leq t \right) \right| \lesssim \bar{\Delta}^{1/3} \log(np/\bar{\Delta})$$

where

$$\bar{\Delta} = \sup_{1 \leq k, l \leq p} |\sigma_{kl}^1 - \sigma_{kl}^2|.$$

Proof. First use the arguments from the proof of Theorem 1 from Chetverikov et al. (2020) to reduce to the case $\mathbb{E}[Z_{1j}^2] \gtrsim \log(pn)^{-1}$. We now only need to make the implicit dependence of the constants on $\underline{\sigma}$ in the bound of Theorem 2 from Chernozhukov et al. (2015) explicit to obtain the desired result. The dependence of the constants on $\underline{\sigma}$ is inherited from the use of Theorem 3 in its proof, we can make them explicit by using the bounds from Theorem 1 in Chernozhukov et al. (2017) instead. \square

Acknowledgements. This work was partially supported by the Research unit 5381 *Mathematical Statistics in the Information Age*, project number 460867398 and by TRR 391 *Spatio-temporal Statistics for the Transition of Energy and Transport* (520388526) funded by the Deutsche Forschungsgemeinschaft (DFG, German Research Foundation). We would like to thank the reviewers for their constructive comments on an earlier version of this paper.

References

- Aue, A. and Horváth, L. (2013). Structural breaks in time series. *Journal of Time Series Analysis*, 34(1):1–16.
- Aue, A. and Kirch, C. (2023). The state of cumulative sum sequential changepoint testing 70 years after page. *Biometrika*, 111(2):367–391.
- Aue, A., Rice, G., and Sönmez, O. (2018). Detecting and dating structural breaks in functional data without dimension reduction. *Journal of the Royal Statistical Society Series B: Statistical Methodology*, 80(3):509–529.
- Baranowski, R., Chen, Y., and Fryzlewicz, P. (2019). Narrowest-Over-Threshold Detection of Multiple Change Points and Change-Point-Like Features. *Journal of the Royal Statistical Society Series B: Statistical Methodology*, 81(3):649–672.
- Bastian, P., Basu, R., and Dette, H. (2024). Multiple change point detection in functional data with applications to biomechanical fatigue data. *The Annals of Applied Statistics*, 18(4):3109 – 3129.

- Berkes, I., Gabrys, R., Horváth, L., and Kokoszka, P. (2009). Detecting changes in the mean of functional observations. *Journal of the Royal Statistical Society Series B: Statistical Methodology*, 71(5):927–946.
- Bradley, R. C. (1997). On quantiles and the central limit question for strongly mixing sequences. *Journal of Theoretical Probability*, 10(2):507–555.
- Bücher, A., Dette, H., and Heinrichs, F. (2021). Are deviations in a gradually varying mean relevant? a testing approach based on sup-norm estimators. *The Annals of Statistics*, 49(6):3583 – 3617.
- Chernozhukov, V., Chetverikov, D., and Kato, K. (2015). Comparison and anti-concentration bounds for maxima of gaussian random vectors. *Probability Theory and Related Fields*, 162:47–70.
- Chernozhukov, V., Chetverikov, D., and Kato, K. (2017). Detailed proof of nazarov’s inequality. ArXiv preprint, <https://doi.org/10.48550/arXiv.1711.10696>.
- Chernozhukov, V., Chetverikov, D., and Kato, K. (2018). Inference on causal and structural parameters using many moment inequalities. *The Review of Economic Studies*, 86(5):1867–1900.
- Chernozhukov, V., Chetverikov, D., Kato, K., and Koike, Y. (2022). Improved central limit theorem and bootstrap approximations in high dimensions. *The Annals of Statistics*, 50.
- Chetverikov, D., Wilhelm, D., and Kim, D. (2020). An adaptive test of stochastic monotonicity. *Econometric Theory*, 37:1–42.
- Cárcamo, J., Cuevas, A., and Rodríguez, L.-A. (2020). Directional differentiability for supremum-type functionals: Statistical applications. *Bernoulli*, 26:2143–2175.
- Dehling, H. (1983). Limit theorems for sums of weakly dependent banach space valued random variables. *Zeitschrift für Wahrscheinlichkeitstheorie und Verwandte Gebiete*, 63:393–432.
- Dette, H., Eckle, T., and Vetter, M. (2020a). Multiscale change point detection for dependent data. *Scandinavian Journal of Statistics*, 47(4):1243–1274.
- Dette, H. and Kokot, K. (2022). Detecting relevant differences in the covariance operators of functional time series: a sup-norm approach. *Annals of the Institute of Statistical Mathematics*, 74(2):195–231.
- Dette, H., Kokot, K., and Aue, A. (2020b). Functional data analysis in the Banach space of continuous functions. *The Annals of Statistics*, 48(2):1168 – 1192.
- Dette, H. and Wu, W. (2019). Detecting relevant changes in the mean of nonstationary processes - a mass excess approach. *The Annals of Statistics*, 47(6):pp. 3578–3608.
- Dette, H., Wu, W., and Zhou, Z. (2019). Change point analysis of correlation in non-stationary time series. *Statistica Sinica*, 29(2):611–643.

- Fan, J. and Gijbels, I. (1996). *Local polynomial modelling and its applications: Monographs on statistics and applied probability 66*. Chapman & Hall/CRC Monographs on Statistics & Applied Probability. Taylor & Francis.
- Frick, K., Munk, A., and Sieling, H. (2014). Multiscale change point inference. *Journal of the Royal Statistical Society. Series B (Statistical Methodology)*, 76(3):495–580.
- Fryzlewicz, P. and Rao, S. (2013). Multiple-change-point detection for auto-regressive conditional heteroscedastic processes. *Journal of the Royal Statistical Society: Series B (Statistical Methodology)*, 76.
- Hastie, T., Tibshirani, R., and Friedman, J. (2009). *The Elements of Statistical Learning: Data Mining, Inference, and Prediction, Second Edition (Springer Series in Statistics)*.
- Horváth, L. and Kokoszka, P. (2012). *Inference for Functional Data with Applications*. Springer Series in Statistics. Springer New York.
- Horvath, L. and Rice, G. (2024). *Change Point Analysis for Time Series*.
- Horváth, L., Rice, G., and Zhao, Y. (2022). Change point analysis of covariance functions: A weighted cumulative sum approach. *Journal of Multivariate Analysis*, 189:104877.
- Hušková, M. and Steinebach, J. (2000). Limit theorems for a class of tests of gradual changes. *Journal of Statistical Planning and Inference*, 89(1):57–77.
- Lu, J., Wu, W., Xiao, Z., and Xu, L. (2022). Almost sure invariance principle of β -mixing time series in hilbert space, <https://arxiv.org/abs/2209.12535>.
- Madrid Padilla, C. M., Wang, D., Zhao, Z., and Yu, Y. (2022). Change-point detection for sparse and dense functional data in general dimensions. In Koyejo, S., Mohamed, S., Agarwal, A., Belgrave, D., Cho, K., and Oh, A., editors, *Advances in Neural Information Processing Systems*, volume 35, pages 37121–37133. Curran Associates, Inc.
- Piterbarg, V. (1996). *Asymptotic methods in the theory of Gaussian processes and fields*. Memoirs of the American Mathematical Society. American Mathematical Society.
- Rice, G. and Shang, H. L. (2017). A plug-in bandwidth selection procedure for long-run covariance estimation with stationary functional time series. *Journal of Time Series Analysis*, 38(4):591–609.
- Rice, G. and Zhang, C. (2022). Consistency of binary segmentation for multiple change-point estimation with functional data. *Statistics & Probability Letters*, 180:109228.
- Schucany, W. R. and Sommers, J. P. (1977). Improvement of kernel type density estimators. *Journal of the American Statistical Association*, 72:420–423.
- Truong, C., Oudre, L., and Vayatis, N. (2020). Selective review of offline change point

- detection methods. *Signal Processing*, 167:107299.
- van der Vaart, A. and Wellner, J. A. (1996). Weak convergence and empirical processes: With applications to statistics. Springer Science & Business Media.
- Vogt, M. and Dette, H. (2015). Detecting gradual changes in locally stationary processes. *The Annals of Statistics*, 43(2):713–740.
- Volkonskii, V. A. and Rozanov, Y. A. (1959). Some limit theorems for random functions. i. *Theory of Probability & Its Applications*, 4(2):178–197.
- Yoshihara, K.-i. (1978a). Moment inequalities for mixing sequences. *Kodai Math. J.*, 1(1):316–328.
- Yoshihara, K.-i. (1978b). Probability inequalities for sums of absolutely regular processes and their applications. *Zeitschrift für Wahrscheinlichkeitstheorie und Verwandte Gebiete*, 43(4):319–329.
- Yu, B. (1994). Rates of convergence for empirical processes of stationary mixing sequences. *The Annals of Probability*, 22(1):94–116.