

Extragalactic $^{85}\text{Rb}/^{87}\text{Rb}$ and $^6\text{Li}/^7\text{Li}$ ratios in the Small Magellanic Cloud

P. Molaro^{1,2}, P. Bonifacio^{3,1}, G. Cupani¹, and J. C. Howk⁴

¹ INAF-OAT, Via G.B. Tiepolo 11, Trieste, I 34143, Italy
e-mail: paolo.molaro@inaf.it

² Institute of Fundamental Physics of the Universe, IFPU, Via Beirut, 2, Trieste, I-34151, Italy

³ GEPI, Observatoire de Paris, Université PSL, CNRS, 5 Place Jules Janssen, Meudon, 92190, France

⁴ Department of Physics and Astronomy, University of Notre Dame, 225 Nieuwland Science Hall, Notre Dame, IN 46556, Indiana, USA

Received September 15, 1996; accepted March 16, 1997

ABSTRACT

Aims. The line of sight toward Sk 143 (AzV 456), an O9.5 Ib star in the Small Magellanic Cloud (SMC), shows significant absorption from neutral atoms and molecules. We report a new study of this line of sight by means of high-resolution spectra obtained with the ESPRESSO spectrograph at the VLT of ESO.

Methods. The absorption from neutral and ionized species is well characterized by a single component at $v_{hel} \approx +132 \text{ km s}^{-1}$ that was modeled with the ASTROCOOK code.

Results. The rubidium Rb I 780.0 nm line is detected for the first time outside the Galaxy, and we derive $[\text{Rb}/\text{H}] = -1.86 \pm 0.09$. As a result of the high resolution, the ^{85}Rb and ^{87}Rb isotope lines are also exceptionally well resolved. The $^{85}\text{Rb}/^{87}\text{Rb}$ isotope ratio is 0.46, which is opposite of the meteoritic value of 2.43. This implies that Rb is made through a dominant contribution of the r -process, which is dominant for the ^{87}Rb isotope. We also confirm the presence of ^7Li I 670.7 nm and set a limit on the isotopic ratio of $^6\text{Li}/^7\text{Li} < 0.1$.

Conclusions. The dominance of the ^{87}Rb isotope implies that Rb is made through a dominant contribution of the r -process. At the low metallicity of the cloud of $[\text{Zn}/\text{H}] = -1.28 \pm 0.09$, neutron rich material may have occurred in rotating metal-poor massive stars. Moreover, the low metallicity of the cloud leads to an absolute Li abundance of $A(^7\text{Li}) \approx 2.2$, which differs from the expectation from big bang nucleosynthesis. Because the gas-phase abundance is not affected by stellar depletion, the burning of Li inside the halo stars is probably not the solution for the cosmological ^7Li problem.

Key words. rubidium – r -process – lithium – primordial nucleosynthesis

1. Introduction

The formation and evolutionary history of galaxies can be reconstructed by using the information contained in the elemental abundances observed in stars and in the interstellar medium. In this context, isotope ratios are particularly useful because they are produced by different processes in different sources that provide physical information on the role of asymptotic giant branch stars (AGB), novae, and supernovae (Kobayashi et al. 2011). However, the determination of isotopic ratios from quasar spectra requires data with very high quality, and isotopic determinations are only available for a small number of elements and are confined to the Milky Way. On the extragalactic scale, some information has been obtained for the $^{12}\text{C}/^{13}\text{C}$ ratio (Levshakov et al. 2006; Muller et al. 2006; Carswell et al. 2011; Welsh et al. 2020). We conduct a first extragalactic study of the $^{85}\text{Rb}/^{87}\text{Rb}$ and $^6\text{Li}/^7\text{Li}$ isotopic ratios along the line of sight toward Sk 143 by means of high-resolution spectra acquired with the Echelle Spectrograph for Rocky Exoplanets and Stable Spectroscopic

Observations, ESPRESSO, installed at the incoherent combined Coudé facility of the Very Large Telescope of ESO¹.

Sk 143 (AzV 456) is an O9.5 Ib star in the Small Magellanic Cloud (SMC). The line of sight toward the star is unique in many respects. It shows significant absorption from neutral atoms and molecules at SMC velocities (Cox et al. 2007; Welty et al. 2006; Cartledge et al. 2005), together with a rather strong reddening of $E(\text{B}-\text{V}) = 0.36$ or 0.33 (Welty et al. 2012; Jenkins & Wallerstein 2017). It also shows a peculiar Galaxy-type extinction curve that differs from those of other SMC stars. It shows also a rich set of molecules such as C_2 , C_3 , CN , and CH , which reveal the presence of a molecular cloud (Welty et al. 2013). Remarkably, ^7Li I 670.7 nm absorption was detected, along with the possible presence of ^6Li (Howk et al. 2012). The only other extragalactic detection of Li I was claimed in the spectra of SN2014 in M82, but because this is a transient, it cannot be exploited further for the isotopic ratio (Ritchey et al. 2015).

Rubidium (Rb, $Z = 37$) is a trace element with a Solar System abundance of $\text{Rb}/\text{H} = 2.8 \pm 0.2 \times 10^{-10}$ as derived from meteorites (Lodders 2021). Earlier interstellar measurements in

¹ European Southern Observatory

Table 1. Journal of the observations.

MJD ^a +50000	t _{exp} s	ESPRESSO MODE	S/N
59190.141431	3117	HR21	56
59191.051152	3117	HR21	69
59191.091505	3117	HR21	59
59191.130742	3117	HR21	58
59191.170031	3117	HR21	61
59192.038096	3117	HR21	65
59192.146806	3117	HR21	39
59194.143836	3117	HR21	49
59432.290725	3144	HR42	43
59432.328387	3144	HR42	37
59433.189225	3144	HR42	77
59433.226818	3144	HR42	73
59434.299063	3144	HR42	48
59434.336597	3144	HR42	56
59439.291095	3144	HR42	83
59458.221365	3144	HR42	80
59458.261838	2803	HR42	74
59459.276971	3144	HR42	83
59459.317279	3144	HR42	71
59461.160615	3144	HR42	80
59461.198415	3144	HR42	84
59462.109314	3144	HR42	80
59462.148499	3144	HR42	85
59462.202688	3144	HR42	95
59462.241639	3144	HR42	98
59462.280351	3144	HR42	94
59462.333779	3144	HR42	87

Notes. The time is the modified Julian date at the start of the observation. The signal-to-noise ratio is an average over all spectrum.

the Galaxy yielded upper limits (Federman et al. 1985), and the first interstellar detection was made based on observations of two heavily reddened Galactic stars in Cygnus (Gredel et al. 2001). In stellar spectra, the resonance lines of Rb I at 780.0 and 794.7 nm are blended with atomic and/or molecular lines. Rubidium abundances were reported for several stars. They showed that [Rb/Fe] decreases with increasing metallicity, which is consistent with the prediction of chemical evolution models (Takeda 2021; Caffau et al. 2021).

The production of Rb involves neutron capture in both *s*- and *r*-processes (Käppeler et al. 2011). The *s*-process occurs through the main process in the He-shell of low-mass AGB stars and through the weak process in the He- and C-burning layers of massive stars (Shejeelammal & Goswami 2020). García-Hernández et al. (2006, 2009) found high Rb abundances in intermediate-mass AGB stars in the Galaxy and in the Magellanic Clouds. This qualitatively agrees with theoretical models, which predict that intermediate-mass AGB stars synthesize substantial amounts of Rb (van Raai et al. 2012).

⁷Li I and possibly also ⁶Li have been detected toward Sk 143 (Howk et al. 2012). Sk 143 is relatively bright, and we made follow-up observations with the aim to significantly reduce the statistical uncertainties in the isotopic determination. Measurements of ⁷Li I and ⁶Li in subsolar metallicity environments are quite important to reconstruct their chemical evolutionary curve. ⁷Li I will help us to understand the cosmological Li problem, while a significant abundance of ⁶Li could come from $\alpha + \alpha$ fusion by Galactic or pre-Galactic cosmic rays or even from the effects of non-Standard Model particles in the early Universe (Pospelov & Pradler 2010).

2. Observations

Observations of Sk 143 were taken with ESPRESSO, the Echelle SPectrograph for Rocky Exoplanets and Stable Spectroscopic Observations, at the ESO Very Large Telescope. ESPRESSO has two fibres, one fibre for the target and the other for the sky, with a

diameter of 140 μ m that corresponds to a 1''0 aperture in the sky (Pepe et al. 2021). Twenty-seven observations were performed in service mode with an individual exposure time of about 3150 s. The individual observations are reported in Table 1. The initial mode was 2x1 and subsequently 4x2 when this became available. In the latter mode, the binning of the CCD was 4 \times 2 pixels, that is, 4 pixels binned in the spatial direction and 2 pixels in the spectral direction, read in slow-readout mode. The corresponding resolution was $R = \lambda / \delta\lambda \approx 140,000$ for both binnings.

The ESPRESSO Data Reduction Software (DRS), version 3.0, was used for the data reduction. It includes bias and flat-fielding correction, wavelength calibration, and sky subtraction. The wavelength calibration combines a ThAr lamp with a Fabry-Pérot etalon. The sky subtraction used the sky spectrum observed by the second fiber of the instrument. The observations were processed with the ASTROCOOK package Cupani et al. (2020, 2023) to create a single one-dimensional spectrum. ASTROCOOK adopts a drizzling-like technique to combine several exposures without rebinning them individually; the different exposures were equalized to obviate possible discrepancies in the collected flux, and the errors from the DRS were propagated.

We also used archival STIS observations acquired under program 9383 (PI: K. Gordon), which were reported previously (Sofia et al. 2006). The STIS observations were taken with the E140H and E230H gratings using the 0.20'' \times 0.09'' apertures with a resolution of $R \approx 114,000$.

3. The Sk 143 line of sight

The high-velocity gas in absorption toward Sk 143 shows a heliocentric velocity of 132 as the systemic velocity of the SMC. The hydrogen column density for the SMC component was derived from the Ly α absorption using Hubble Space Telescope (HST)/STIS E140H observations, which provided $\log N(\text{H I}) = 21.07 \pm 0.05$ (Howk et al. 2012). The H₂ column was derived from FUSE data and provided a total hydrogen column along this sight line of $\log N(\text{H}) \equiv \log[N(\text{H I}) + 2N(\text{H}_2)] = 21.46 \pm 0.04$ (Cartledge et al. 2005). The gas has a high molecular fraction, with $f(\text{H}_2) \equiv 2N(\text{H}_2)/N(\text{H}) = 0.6$. The $v_{\text{hel}} = 132$ km s⁻¹ absorption component is also visible in 21 cm emission, but the 21 cm profile contains a significant amount of gas behind the star with far higher velocities. The SMC is a disrupted galaxy with at least two major bodies: the SMC-Remnant, showing a characteristic velocity of ≈ 115 km s⁻¹; and the Mini-SMC with velocities of ≈ 195 km s⁻¹ (Mathewson et al. 1986). However, there are at least two other substructures, one at a radial velocity of $\approx +134 \pm 9$ km s⁻¹, as the the velocity of the gas seen in front of Sk 143 (see Molaro & Monai 1990, and references therein). This gas belongs to a substructure in between the SMC Remnant, which is in the southeast and not visible in the northwest at the position of Sk 143, and the Mini-Small Magellanic Cloud, which lies behind the star. The 21 cm emission at much higher velocities behind Sk 143 can be associated with the Mini-SMC.

The main absorption features toward Sk 143 at $v_{\text{hel}} \approx +132$ km s⁻¹ are displayed in Fig. 1, together with the model for the interstellar absorption and the residuals. The absorption lines were modeled using ASTROCOOK (Cupani et al. 2020, 2023). The emission continuum was fit locally in the neighborhood of each absorption feature. A kappa-sigma clipping algorithm was used to iteratively reject the absorbed spectral bins. A Gaussian kernel was applied to the remaining bins to reconstruct the unabsorbed flux level. The results were visually inspected and manually corrected in a few cases by different observers to obtain the final

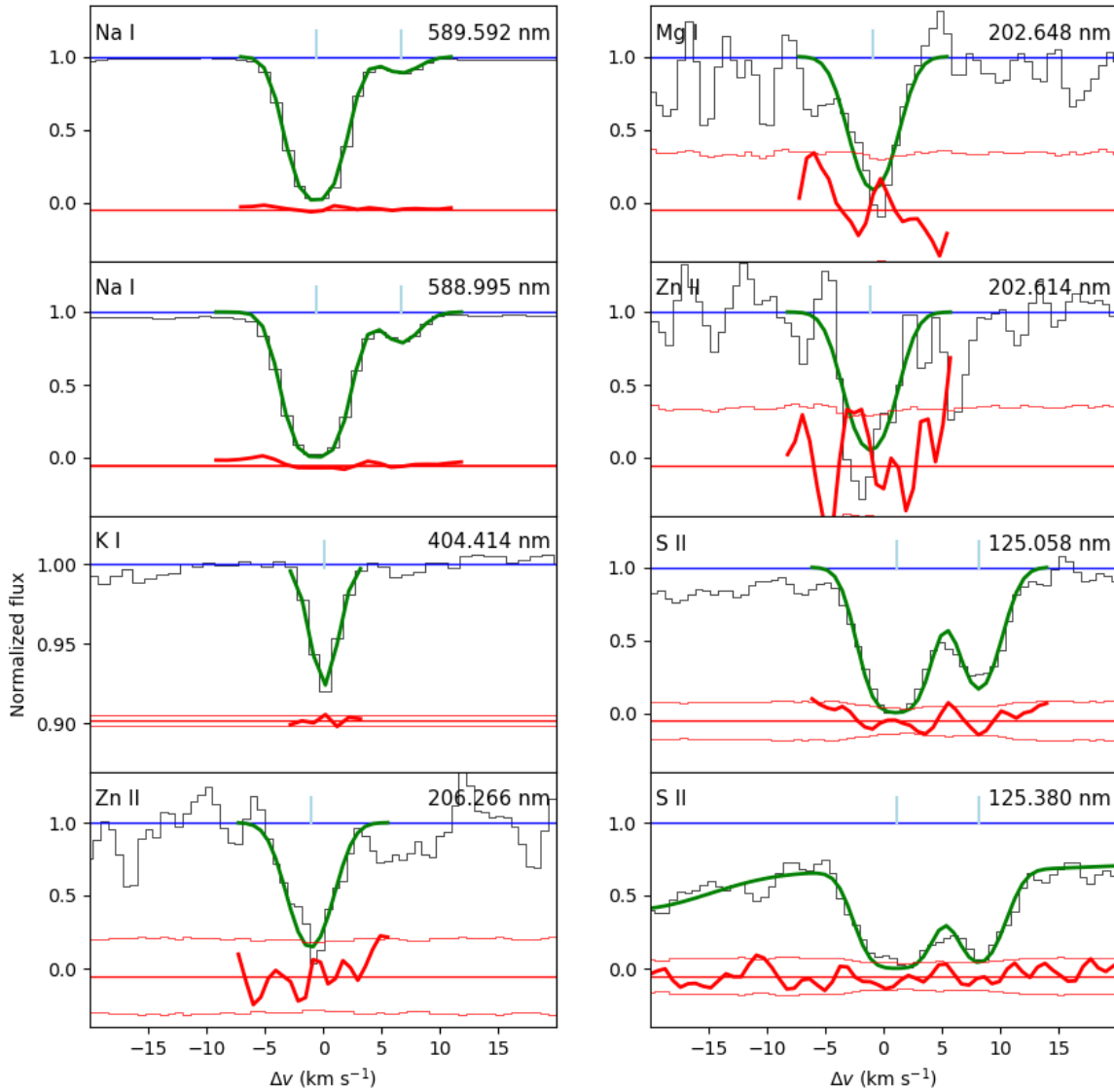


Fig. 1. Absorption lines for a representative set of elements toward Sk 143. The radial velocity correction reported in Table A.1 was applied to the transitions. The data for the lines falling in the optical range were taken from our ESPRESSO observations, and those in the ultraviolet were taken from HST-STIS, the Space Telescope Imaging Spectrograph, acquired under program 9383 (PI: K. Gordon) and reported in Sofia et al. (2006). The blue lines show the continuum, the green line shows the model that provides the best fit to the line absorption, and the red line shows the residuals.

reference continuum. Each Voigt profile was computed using the ionic mass and oscillator strength of the relevant species, and it was optimized for redshift z and logarithmic column density $\log N$, while the Doppler-broadening parameter b was kept constant. The instrumental profile was assumed to be Gaussian. For STIS, we took the nominal STIS resolution from the STIS instrument handbook, namely the resolving power of two pixels, which is equivalent to $R=114000$. For ESPRESSO, the resolving power of the SingleHR 4x2 mode was $R=130000$ as mea-

sured from the thorium and Fabry-Perot calibration frames (Pepe et al. 2021).

The absorption from neutral or single-ionised species is well characterized by a single component. The velocity dispersion is the same for heavy or light elements, and therefore, it is dominated by nonthermal motions. We verified that species with large differences in mass could be fit with the same choice of b , showing that the broadening was dominated by turbulence. We obtained the better fit with $b = 1.6 \text{ km s}^{-1}$ for S II, Zn II, Mg

ii, and Na i, while weaker lines were better fit with $b = 1.0$ km s⁻¹ (which confirms the choice of Howk et al. (2012)).

A second component in the Na i lines that is redshifted by about +7 km s⁻¹ with respect to the main component was detected. This second component was also clearly visible in the high-resolution STIS spectra shown in Howk et al. (2012). The column density of this redshifted component is much lower than that of the main component at 132 km s⁻¹ and is not visible in the other trace elements.

In Fig. 1 we show the main absorption features toward Sk 143 in the SMC. The results are provided in Table A.1. The values obtained from Howk et al. (2012) are also reported in Table A.1, and for the elements in common, they agree remarkably well. A more exhaustive list of elements can be found in Howk et al. (2012) and Welty et al. (2016).

Zinc is especially interesting because it is a volatile element and does not condense appreciably on interstellar dust grains, but it closely tracks Fe in Galactic stars. For Zn, we adopted the revised oscillator strength by Kisielius et al. (2015). With the new values, the Zn metallicities are lower by about 0.1 dex than the determinations based on Morton (2003). Since the STIS E230H spectrum is rather noisy, we kept the broadening value fixed at $b = 1.6$ km s⁻¹, as derived from all the strong lines, and obtained $[Zn/H] = -1.28 \pm 0.09$, which agrees well with the value of $[Zn/H] = -1.42 \pm 0.33$ derived by Tchernyshyov et al. (2015) by means of HST Cosmic Origin Spectrograph observations, and it is slightly below the $[Zn/H] = -0.94 \pm 0.09$ by Jenkins & Wallerstein (2017). This shows that the cloud has a low metallicity. Mucciarelli et al. (2023a) studied hundreds of stars in the SMC by grouping them according to their radial velocities and metallicities. Interestingly, 37 giants form a substructure called FLD-121, which is centered at RA 00:26 and DEC -71:32. This is not far from the position of Sk 143 (RA 01:10 and DEC -72:22). The RV distribution of this stellar structure peaks at $RV \approx +125$ km s⁻¹, and the metallicity distribution ranges from -0.8 dex to -2.2 dex; 20% of the stars are more metal poor than -1.5 dex. FLD-121 is quite different from the other structures, which show metallicities about $[Fe/H] \approx -1$ and likely formed in the first 1–2 Gyr of the life of the SMC Mucciarelli et al. (2023a). Giants are a potentially different population and are on a different timescale than the gas would probe, but the oxygen abundance in the supergiant Sk 143 was derived by Evans et al. (2004), who found $[O/H] < -0.76$, which is also consistent with the metallicity of the interstellar cloud derived above, considering that some enhancement in the α elements is expected compared to the iron-peak elements. Thus, it is very likely that the gas seen toward Sk 143 at the heliocentric velocity of ≈ 132 km s⁻¹ is associated with the metal-poor stellar substructure FLD-121 of the SMC studied by Mucciarelli et al. (2023a).

3.1. Rubidium and ⁸⁵Rb/⁸⁷Rb isotope ratio in the interstellar medium of the Small Magellanic Cloud

The analysis of the Solar System abundances in meteorites provides estimates of the fractional abundances of the isotopes ⁸⁵Rb and ⁸⁷Rb and of the main formation processes. The Solar System ⁸⁵Rb is composed of about 35% *s*- and 65% of *r*-process. The weak *s*-process makes up about 30% of the *s*-process contribution (Federman et al. 2004). For Solar System ⁸⁷Rb, the fractions are inverted: about 70% is composed of *s*- and about 30% of *r*-process. For this isotope, only a minor contribution comes from the weak *s*-process. Rb is a neutron densitometer because of its role as a branch in the *s*-process path (Lambert et al. 1995). Low neutron densities favor ⁸⁵Rb through the sequence

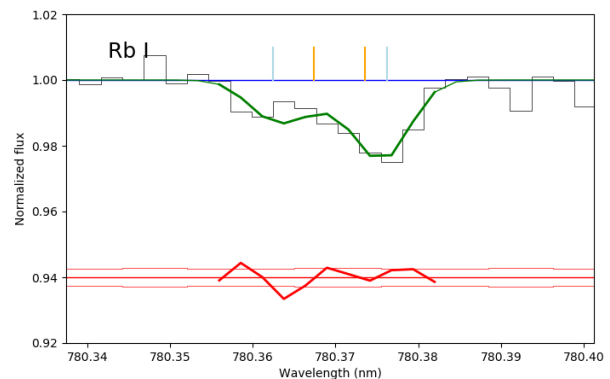


Fig. 2. Spectrum of Sk143 around the Rb I 780.0 nm line. The positions of the hyperfine splitting of ⁸⁵Rb (orange) and ⁸⁷Rb (light blue) are indicated, and the green line shows the model.

$^{84}\text{Kr}(n, \gamma)^{85}\text{Kr}(\beta)^{85}\text{Rb}$, while high neutron densities favor ⁸⁷Rb through the sequence $^{84}\text{Kr}(n, \gamma)^{85}\text{Kr}(n, \gamma)^{86}\text{Kr}(n, \gamma)^{87}\text{Kr}(\beta)^{87}\text{Rb}$. As a result of the different relative contributions of the *s*- and *r*-processes to the two isotopes, a measurement of the Rb isotope ratio is a clue to the history of heavy-element nucleosynthesis.

The Rb I spectrum for the interstellar gas toward Sk 143 is displayed in Fig. 2. The appearance of three components arises from the 62 mÅ hyperfine splitting in ⁸⁵Rb combined with the hyperfine component in ⁸⁷Rb. The Rb I lines were fit to extract column densities for the isotopes ⁸⁵Rb and ⁸⁷Rb. The relevant atomic data we used for input (Morton 1991, 2000) and the resulting column densities (N) are given in Table A.1. The $N(\text{Rb I})$ column density is $= 9.96 \pm 0.08$. With $\log N(H) = 21.46 \pm 0.04$, its abundance becomes $[\text{Rb}/H] = -1.86 \pm 0.09$ without a correction for ionization. Insights into the absolute Rb abundance can be obtained through a comparison with potassium. The K I abundance is obtained from the K I 404.414 nm shown in Fig. 1. We derived a logarithmic $N(\text{K I})$ column density of 12.57 ± 0.1 , which agrees well with the 12.61 ± 0.2 derived by Howk et al. (2012), but the error is slightly larger, and with the 12.65 ± 0.1 derived by Welty et al. (2016). Rb I and K I are trace interstellar species, and corrections for ionization are required to estimate the elemental abundances. The ionization potentials for Rb I and K I are similar, 4.18 and 4.34 eV, respectively, and the depletion factors can be assumed to be similar for alkali metals (Welty & Hobbs 2001; Knauth et al. 2003). The $A_g(\text{Rb})/A_g(\text{K})$ ratio is given by

$$\frac{A_g(\text{Rb})}{A_g(\text{K})} = \frac{N(\text{Rb I}) G_{\text{Rb I}} \alpha_{\text{K I}}}{N(\text{K I}) G_{\text{K I}} \alpha_{\text{Rb I}}}, \quad (1)$$

where $G(X)$ are the photoionization rates and $\alpha(X)$ are the rate coefficients for radiative recombination. Following Federman et al. (2004), the photoionization rates for Rb I and K I are 3.42×10^{-12} and 8.67×10^{-12} s⁻¹, respectively, and $G_{\text{Rb I}}/G_{\text{K I}} = 0.3944$. The radiative recombination coefficients of Rb and K are about the same, and therefore, the ratio $\alpha_{\text{K I}}/\alpha_{\text{Rb I}}$ is ≈ 1 . Thus, from a measured $N(\text{Rb I})/N(\text{K I}) = 1.1 \pm 0.3 \times 10^{-3}$ toward Sk 143, we obtain a relative abundance of $A_g(\text{Rb})/A_g(\text{K}) = 0.4 \pm 10^{-3}$. This is lower than the solar value of $2.1 \pm 0.2 \times 10^{-3}$, or equivalently, $[\text{Rb}/\text{K}] = -0.7$ (Lodders 2021). It is also lower than that of the interstellar gas toward ρ Oph A of $(1.3 \pm 0.3) \times 10^{-3}$ and in the two components toward Cyg OB2 of 1.4×10^{-3} and 1.2×10^{-3} (Federman et al. 2004). Because K traces Fe quite well, this result

suggests an intrinsic deficiency of Rb in the cloud in front of Sk 143 in general.

Rubidium has seldom been investigated in stars because it requires access to the near-infrared, and the spectral range is contaminated by telluric absorption lines that may or may not be blended with the stellar lines, depending on the observed radial velocities of the stars. Rubidium abundances were reported for 19 stars in the metallicity range $-2.8 < [\text{Fe}/\text{H}] < 0$ (Gratton & Sneden 1994) and for 44 giants and dwarfs in the range of $-2.0 < [\text{Fe}/\text{H}] < 0.0$ (Tomkin & Lambert 1989). These studies showed that $[\text{Rb}/\text{Fe}]$ tends to be moderately supersolar, $0 \lesssim [\text{Rb}/\text{Fe}] \lesssim 0.5$, in the metal-poor regime ($[\text{Fe}/\text{H}] \lesssim -1$) (Lambert et al. 1995). At variance with these findings, Abia et al. (2020) found $[\text{Rb}/\text{Fe}]$ ratios slightly subsolar by ≈ -0.3 dex at low metallicities. However, recent studies confirmed that $[\text{Rb}/\text{Fe}]$ increases with the decrease in metallicity, which is consistent with the prediction of chemical evolution models (Takeda 2021; Caffau et al. 2021). D’Orazi et al. (2013) found solar ratios of $[\text{Rb}/\text{Fe}] \approx 0$ in a few globular clusters with metallicities $[\text{Fe}/\text{H}] \approx -1.5$.

The $^{85}\text{Rb}/^{87}\text{Rb}$ isotope ratio toward Sk 143 is found to be $^{85}\text{Rb}/^{87}\text{Rb} = 0.46$. This value differs significantly from the meteoritic value of $^{85}\text{Rb}/^{87}\text{Rb} = 2.430$ (Lodders 2021) and also from the value measured in the Galactic interstellar medium toward ρ Oph A and HD 169454 of $^{85}\text{Rb}/^{87}\text{Rb} = 1.21$ and > 2.4 , respectively (Kawanomoto et al. 2009a). This suggests a different importance of r and s-processes, which leads to the Rb isotopes between the MW and the cloud toward Sk 143. The observed isotopic difference can be obtained either with a lower abundance of ^{85}Rb or with a higher ^{87}Rb abundance relative to the abundances in meteorites. However, the Rb abundance with respect to potassium can be used to determine which of the two possibilities is true (Federman et al. 2004). Toward Sk 143, we find $^{85}\text{Rb}/\text{K} = 0.6 \times 10^{-3}$ and $^{87}\text{Rb}/\text{K} = 2.0 \times 10^{-3}$. The Solar System ratios are $^{85}\text{Rb}/\text{K} = 1.38 \pm 0.14 \times 10^{-3}$ and $^{87}\text{Rb}/\text{K} = 0.69 \pm 0.06 \times 10^{-3}$ (Lodders 2021). The comparison shows that ^{85}Rb is underabundant in the gas toward Sk 143 by a factor of about two, and ^{87}Rb is overabundant by about a factor of four with respect to the Solar System abundances.

Theoretical models indicate that ^{87}Rb mainly arises from the r-process Arlandini et al. 1999; Raiteri et al. 1993). We are led to infer that the higher interstellar abundance for ^{87}Rb is due to an r-process synthesis in the stars that enriched the interstellar gas seen along the line of sight of Sk 143.

The relatively low Rb abundance relative to iron suggests a different nucleosynthesis, and the r-process that occurs in rotating massive metal-poor stars seems a suitable candidate (Limongi & Chieffi 2018; Choplin et al. 2018; Banerjee et al. 2019). These models show that fast rotation boosts the r-process. Rotation-induced mixing results in primary production of ^{13}C . The presence of ^{13}C has been established at low metallicities (Molaro et al. 2023). ^{13}C provides neutrons via $^{13}\text{C}(\alpha, n)^{16}\text{O}$ during core He burning. In the models of Limongi & Chieffi (2018) for a 20 M_{\odot} star with a rotational velocity $\geq 150 \text{ km s}^{-1}$ and $[\text{Fe}/\text{H}] \leq -1.0$, ^{87}Rb dominates ^{85}Rb . Depending on the rotation speed and the mass-loss rate, a strong r-process can occur that produces elements up to bismuth for progenitors with low metallicities (Banerjee et al. 2019). This result suggests that rapidly rotating massive metal-poor stars can potentially explain the early onset of the r-process we observed in the metal-poor cloud toward Sk 143.

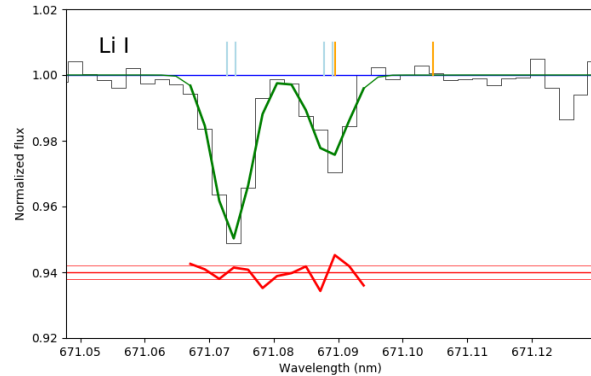


Fig. 3. Spectrum of Sk143 around the Li I resonance doublet at 670.7 nm. The isotope of ^7Li is plotted in light blue and ^6Li in orange.

3.2. Lithium and $^6\text{Li}/^7\text{Li}$ isotopic ratio in the interstellar medium of the Small Magellanic Cloud

Howk et al. (2012) detected the interstellar neutral lithium line at 670.7 nm toward Sk 143 and derived a column density of $\log N(^7\text{Li}) = 10.29 \pm 0.02$ and an isotopic ratio of $^6\text{Li}/^7\text{Li}_{\text{SMC}} = 0.13 \pm 0.05$ with a marginal detection of ^6Li . The ESPRESSO Li I region toward Sk 143 is shown in Fig. 3. The estimate of the $^6\text{Li}/^7\text{Li}$ relies on simultaneously fitting the hyperfine structure of the ^7Li I and ^6Li absorption. The wavelengths for the hyperfine levels were adopted from Sansonetti et al. (1995). The stellar continuum in the region around Li I is featureless and was well fit. In the profile-fitting process, we allowed variations in the parameters of the continuum during the minimization process. This allowed us to estimate the uncertainties caused by the continuum fitting into the final error budget. Because the absorption is so weak, the b -value has a minor effect on the precision of the column density determination. We derive $\log N(^7\text{Li}) = 10.26 \pm 0.02$ and $\log N(^6\text{Li}) < 9.30$ at 3σ C.L..

3.2.1. ^6Li

^6Li is not expected to be produced in measurable amounts in BBN (Pospelov & Pradler 2010). On the other hand, both ^7Li and ^6Li are directly synthesized in the ISM through cosmic-ray interactions with interstellar medium (ISM) particles, either through spallation or $\alpha + \alpha$ fusion. These are the only sources for ^6Li post-Big Bang production. A few years ago, ($\geq 2\sigma$) ^6Li detections were reported in nine stars over a metallicity range of $-1.25 < [\text{Fe}/\text{H}] < -2.74$. The stars showed a uniform $^6\text{Li}/^7\text{Li}$ ratio as a function of metallicity (Asplund et al. 2006). These observational determinations imply a primordial production of ^6Li and no destruction of ^7Li inside of the stars because stellar interiors destroy ^6Li more efficiently than ^7Li . However, convective processes generate an excess of absorption in the red wing of the ^7Li I absorption profile that could be interpreted as ^6Li (Cayrel et al. 2007). The reliability of the ^6Li plateau was further called into question with a Non-local Thermodynamic Equilibrium analysis and new high-quality observations (Lind et al. 2013; Wang et al. 2022).

Toward Sk 143, we derive $(^6\text{Li}/^7\text{Li})_{\text{SMC}} < 0.1$. The isotopic ratio is not affected by ionization or dust-depletion effects, and the limit is robust. The value is consistent with the value for the Solar System, $(^6\text{Li}/^7\text{Li})_{\odot} = 0.0787 \pm 0.0004$, and with the $(^6\text{Li}/^7\text{Li})_{\text{MW}} = 0.13 \pm 0.04$ derived for the Milky Way ISM by

Kawanomoto et al. (2009b). For standard energy distributions of Galactic cosmic rays, ${}^7\text{Li}$ and ${}^6\text{Li}$ isotopes are produced in a ratio $({}^6\text{Li}/{}^7\text{Li})_{CR} \approx 0.67$ (Steigman & Walker 1992). Thus, our upper limit for the $({}^6\text{Li}/{}^7\text{Li})_{SMC}$ imposes a stringent upper bound of $< 20\%$ to the fraction of the ${}^7\text{Li}$ detected in the SMC toward Sk 143 that could have been produced via cosmic-ray spallation processes.

3.2.2. ${}^7\text{Li}$

Determinations of the ${}^7\text{Li}$ abundance in interstellar environments with subsolar metallicities provide a method of constraining the cosmic evolution of ${}^7\text{Li}$ that is not affected by the uncertainties that hamper stellar ${}^7\text{Li}$ abundance studies. The interstellar studies have the potential to provide insights into the well-known discrepancy between the primordial ${}^7\text{Li}$ abundance predicted by standard Big Bang nucleosynthesis and the ${}^7\text{Li}$ abundance observed in the atmospheres of metal-poor Galactic halo stars (Sbordone et al. 2010; Matas Pinto et al. 2021), the so-called Spite plateau (Spite & Spite 1982b,a). The value of Li produced in the primordial nucleosynthesis mainly depends on the cosmic baryon-to-photon ratio, which can be inferred from the measured primordial deuterium abundance or from observations of the cosmic microwave background. The current primordial ${}^7\text{Li}$ abundance from BBN plus CMB is $A({}^7\text{Li}) \equiv \log[N({}^7\text{Li})/N(\text{H})] + 12 = 2.69 \pm 0.14$ (Yeh et al. 2021), $A({}^7\text{Li}) = 2.74 \pm 0.17$ (Pitrou et al. 2021) and $A({}^7\text{Li}) = 2.66$ (Consiglio et al. 2018). These estimates are significantly higher than the most recent determination of the Li plateau value in the halo stars of $A({}^7\text{Li}) = 2.16 \pm 0.07$ by Matas Pinto et al. (2021). This discrepancy could be due to the depletion of stellar lithium abundances or to new physics that were effective in the early Universe.

In the interstellar medium, the derivation of the absolute ${}^7\text{Li}$ abundance is complicated by the combined effects of ionization and dust grain depletion. In diffuse clouds, the neutral lithium is a trace species, and the dominant ionization state of ${}^7\text{Li}$ is ${}^7\text{Li II}$, which is not observable. Thus, the observed abundance requires a large correction for ionization. However, since Li I and K I respond in a similar way to ionization and depletion conditions, the Li/K ratio can be used to estimate the amount of photoionization and depletion corrections that are required to infer the absolute ${}^7\text{Li}$ abundance (Welty & Hobbs 2001; Knauth et al. 2003; White 1986). The absolute $A({}^7\text{Li})$ abundance can be derived through the equation

$$A({}^7\text{Li})_{\text{SK143}} = A({}^7\text{Li})_{\odot} + [K/H]_{\text{SK143}} + [{}^7\text{Li}/K]_{\text{SK143}}, \quad (2)$$

Along the sight lines through the Milky Way $N({}^7\text{Li I})/N(\text{K I})$ is found nearly constant, and the ratio is about -2.27 (Steigman 1996; Welty & Hobbs 2001). The constancy of the ratio in the Galaxy shows that ${}^7\text{Li}$ and K must have very similar ionization and dust depletion behaviors in different environments of the Milky Way. Since the solar system is $\log({}^7\text{Li}/\text{K})_{\odot} = -1.84 \pm 0.05$ Li is more depleted than K with a differential ionization correction of $\log[(\Gamma/\alpha_r)_{\text{Li}}/(\Gamma/\alpha_r)_{\text{K}}] = +0.54 \pm 0.08$ (Steigman 1996; Welty et al. 2003). This ionization correction assumes a temperature of $T = 100$ K, although the ratio of the recombination coefficients is not very sensitive to T for the species we considered (Pequignot & Aldrovandi 1986). Our measured value of $\log N({}^7\text{Li I})/N(\text{K I}) = -2.31 \pm 0.02$ implies $\log N({}^7\text{Li})/N(\text{K}) = -1.77 \pm 0.08$ after correction for the differential ionization. With the Solar System value of $\log({}^7\text{Li}/\text{K})_{\odot} = -1.84 \pm 0.05$, we obtain $[{}^7\text{Li}/\text{K}] \equiv \log N({}^7\text{Li})/N(\text{K}) - \log({}^7\text{Li}/\text{K})_{\odot} = +0.07 \pm 0.08$.

The potassium abundance can be deduced from the zinc abundance in the same cloud assuming they both track iron closely. Zn II and S II are in their dominant stage, and neither are depleted, or are depleted only very little, into dust grains. However, observations show a mild overabundance of $[\text{K}/\text{Fe}] \approx 0.1$ at $[\text{Fe}/\text{H}] = -1$ when Non-local Thermodynamic Equilibrium effects are taken into account for the 769.8 nm line (Reggiani et al. 2019; Takeda 2019).

Thus, assuming $[\text{Zn}/\text{Fe}] = 0$ and allowing a mild overabundance in $[\text{K}/\text{Fe}] = 0.1$ from $[\text{Zn}/\text{H}]_{143} = -1.28 \pm 0.06$, we obtain a value of $[\text{K}/\text{H}]_{143} \approx -1.18$ for the potassium abundance in the cloud. This is also consistent with the measured sulphur abundance of $[\text{S}/\text{H}] = -0.72 \pm 0.11$, considering that sulphur is an alpha-element and is overabundant by about 0.5 dex with respect to iron-peak elements at these metallicities (see e.g. Perdigon et al. 2021; Lucertini et al. 2022, and references therein). In addition, the nature of Zn is not fully understood. While Zn is often observed to track Fe, at low metallicities, $([\text{Fe}/\text{H}] < -0.5)$ $[\text{Zn}/\text{Fe}]$ appears to be constant and slightly supersolar (Duffau et al. 2017). When $[\text{Zn}/\text{Fe}]$ is supersolar, it decreases the derived iron abundance in the cloud, and therefore, it also decreases the potassium and lithium abundances. With a solar Li abundance of $A(\text{Li})_{\odot} = 3.27 \pm 0.03$ (Lodders 2021), Eq. 2 becomes

$$A({}^7\text{Li})_{\text{SK143}} = 3.27 (\pm 0.03) - 1.18 (\pm 0.09) + 0.07 (\pm 0.08) \quad (3)$$

$$A({}^7\text{Li})_{\text{SK143}} = 2.16 (\pm 0.12) \quad (4)$$

The value is closer to the Li value observed in the halo stars rather than the BBN+CMB value. De Cia et al. (2024) estimated the metallicity of the material toward Sk 143 by considering several elements and including the effect of the presence of dust. They derived a total metallicity of $[\text{M}/\text{H}] = -1.09 \pm 0.24$, which assumes that $[\text{K}/\text{H}] = [\text{M}/\text{H}]$ provides an absolute lithium abundance of $A(\text{Li}) = 2.25 \pm 0.25$. Howk et al. (2012) took the K abundance from stellar determinations, which is higher by about 0.7 dex, taken from the stars, and therefore, computed a much higher value of $A({}^7\text{Li})$. The metallicity distribution of stars belonging to the field FLD-121, like the gas toward Sk 143, shows a clear lack of relatively metal-rich stars with $[\text{Fe}/\text{H}]$ between -0.8 and -0.5 dex and peaks at ≈ -1.1 (Mucciarelli et al. 2023a). It is also important to note that at these metallicities, no significant stellar production of Li is expected in the SMC in the detailed models by (Izzo et al. 2022), which are based on ${}^7\text{Be}$ detection in two SMC novae. A measured value about $A({}^7\text{Li}) \approx 2.2$ is a quite universal value in old stars of the Galactic halo, in the metal-poor stars belonging to the accreted galaxy of Gaia-Sausage-Enceladus (Molaro et al. 2020), and in the stars of the Sagittarius galaxy (Mucciarelli et al. 2014) and ω Cen (Monaco et al. 2010), which is very likely the core of a disrupted galaxy. This strongly suggests that the Spite plateau is universal, as is the cosmological lithium problem, namely the discrepancy between observed Li and the predictions of standard Big Bang nucleosynthesis. The generally favoured solution of this problem involves Li depletion by several mechanisms in the stellar atmospheres (see Fields & Olive 2022, for a recent discussion). However, while the theory of turbulent diffusion (Richard et al. 2002, 2005; Borisov et al. 2024) may be invoked to explain this discrepancy in stars, it cannot have any effect on the ${}^7\text{Li}$ as measured in low-metallicity interstellar gas, and our measurement in metal-poor gas toward Sk 143 in the SMC challenges the stellar depletion solution. Some alternative solutions with new physics are described in Mathews et al. (2020).

4. Conclusions

Based on spectrum with a high resolution and high signal-to-noise ratio obtained with the ESPRESSO spectrograph, we searched for the presence of rare elements in the gas along the line of sight of the star Sk 143 in the SMC. The absorbing gas was observed at a heliocentric velocity of 131 km s^{-1} and originated in a low-metallicity substructure of the SMC (Molaro & Monai 1990; Mucciarelli et al. 2023b). This search led to the main findings we list below.

- The resonance lines of Rb were detected outside the Galaxy for the first time. Furthermore, the lines of the two isotopes ^{85}Rb and ^{87}Rb were resolved. The isotopic ratio is the opposite to the ratio that is observed in the Galaxy. By using potassium as a reference, we showed that the observed ratio is due to an enhancement of ^{87}Rb and to a deficit of ^{85}Rb . This suggests that the r -process dominates in the synthesis of rubidium. Using Zn as a proxy for Fe, we derived $[\text{Rb}/\text{Fe}] = -0.55$. This is lower than that observed in the Galaxy and than what is expected in the SMC stars. These two anomalies favor the possibility that r -elements are produced in metal-poor rotating massive stars (Limongi & Chieffi 2018; Banerjee et al. 2019).
- No evidence was found of the presence of the ^6Li isotope. The upper bound is slightly below the marginal detection of Howk et al. (2012).
- The presence and abundance of ^7Li was found to agree with Howk et al. (2012). However, we measured the metallicity of the cloud with zinc and found $[\text{Zn}/\text{H}] = -1.3$, which agrees with the metallicities of the stars of the SMC component that show the same radial velocity (Mucciarelli et al. 2023a). This leads to an absolute lithium of $A(^7\text{Li}) \approx 2.2$, which is about the value measured in warm-halo dwarf stars. This suggests that the solution of the cosmological Li problem cannot be ascribed to stellar depletion.

The line of sight toward the hot star Sk 143 in the Small Magellanic Cloud proves to be unique because it offers the possibility of studying the abundance of elements that are inaccessible to extragalactic investigations. In particular, it offers insight into the values of isotopic ratios in a low-metallicity environment, which provides unique information on the processes of their chemical synthesis and evolution.

Acknowledgements. The entire ESPRESSO team is gratefully thanked for having built a high quality and precise instrument. We also thank the ESO staff for having assisted and conducted the observations in service mode with great professionalism. Stimulating discussions with Marco Limongi, Sergio Cristallo, Gabriele Cescutti, Ed Jenkins and Ryan Cooke are acknowledged. Gabriella Schiulaz is warmly thanked for checking the English. Funding by the European Union – NextGenerationEU RFF M4C2 1.1 PRIN 2022 project "2022RJLWHN URKA is also acknowledged.

References

Abia, C., Taberner, H. M., Korotin, S. A., et al. 2020, *A&A*, 642, A227
 Arlandini, C., Käppeler, F., Wisshak, K., et al. 1999, *ApJ*, 525, 886
 Asplund, M., Lambert, D. L., Nissen, P. E., Primas, F., & Smith, V. V. 2006, *ApJ*, 644, 229
 Banerjee, P., Heger, A., & Qian, Y.-Z. 2019, *ApJ*, 887, 187
 Borisov, S., Charbonnel, C., Prantzos, N., Dumont, T., & Palacios, A. 2024, arXiv e-prints, arXiv:2403.15534
 Caffau, E., Bonifacio, P., Korotin, S. A., et al. 2021, *A&A*, 651, A20
 Carswell, R. F., Jorgenson, R. A., Wolfe, A. M., & Murphy, M. T. 2011, *MNRAS*, 411, 2319
 Cartledge, S. I. B., Clayton, G. C., Gordon, K. D., et al. 2005, *ApJ*, 630, 355
 Cayrel, R., Steffen, M., Chand, H., et al. 2007, *A&A*, 473, L37

Chopin, A., Hirschi, R., Meynet, G., et al. 2018, *A&A*, 618, A133
 Consiglio, R., de Salas, P. F., Mangano, G., et al. 2018, *Computer Physics Communications*, 233, 237
 Cox, N. L. J., Cordiner, M. A., Ehrenfreund, P., et al. 2007, *A&A*, 470, 941
 Cupani, G., Calderone, G., Cristiani, S., & Guarneri, F. 2023, arXiv e-prints, arXiv:2305.10182
 Cupani, G., D’Odorico, V., Cristiani, S., et al. 2020, in *Society of Photo-Optical Instrumentation Engineers (SPIE) Conference Series*, Vol. 11452, *Software and Cyberinfrastructure for Astronomy VI*, ed. J. C. Guzman & J. Ibsen, 114521U
 De Cia, A., Roman-Duval, J., Konstantopoulou, C., et al. 2024, *A&A*, 683, A216
 D’Orazi, V., Lugaro, M., Campbell, S. W., et al. 2013, *ApJ*, 776, 59
 Duffau, S., Caffau, E., Sbordone, L., et al. 2017, *A&A*, 604, A128
 Evans, C. J., Crowther, P. A., Fullerton, A. W., & Hillier, D. J. 2004, *ApJ*, 610, 1021
 Federman, S. R., Knauth, D. C., & Lambert, D. L. 2004, *ApJ*, 603, L105
 Federman, S. R., Sneden, C., Schempp, W. V., & Smith, W. H. 1985, *ApJ*, 290, L55
 Fields, B. D. & Olive, K. A. 2022, *J. Cosmology Astropart. Phys.*, 2022, 078
 García-Hernández, D. A., García-Lario, P., Plez, B., et al. 2006, *Science*, 314, 1751
 García-Hernández, D. A., Manchado, A., Lambert, D. L., et al. 2009, *ApJ*, 705, L31
 Gratton, R. G. & Sneden, C. 1994, *A&A*, 287, 927
 Grede, R., Black, J. H., & Yan, M. 2001, *A&A*, 375, 553
 Howk, J. C., Lehner, N., Fields, B. D., & Mathews, G. J. 2012, *Nature*, 489, 121
 Izzo, L., Molaro, P., Cescutti, G., et al. 2022, *MNRAS*, 510, 5302
 Jenkins, E. B. & Wallerstein, G. 2017, *ApJ*, 838, 85
 Käppeler, F., Gallino, R., Bisterzo, S., & Aoki, W. 2011, *Reviews of Modern Physics*, 83, 157
 Kawanomoto, S., Aoki, W., Kajino, T., & Mathews, G. J. 2009a, *ApJ*, 698, 509
 Kawanomoto, S., Kajino, T., Aoki, W., et al. 2009b, *ApJ*, 701, 1506
 Kisielius, R., Kulkarni, V. P., Ferland, G. J., et al. 2015, *ApJ*, 804, 76
 Knauth, D. C., Federman, S. R., & Lambert, D. L. 2003, *ApJ*, 586, 268
 Kobayashi, C., Karakas, A. I., & Umeda, H. 2011, *MNRAS*, 414, 3231
 Lambert, D. L., Smith, V. V., Busso, M., Gallino, R., & Straniero, O. 1995, *ApJ*, 450, 302
 Levshakov, S. A., Centurión, M., Molaro, P., & Kostina, M. V. 2006, *A&A*, 447, L21
 Limongi, M. & Chieffi, A. 2018, *ApJS*, 237, 13
 Lind, K., Melendez, J., Asplund, M., Collet, R., & Magic, Z. 2013, *A&A*, 554, A96
 Lodders, K. 2021, *Space Sci. Rev.*, 217, 44
 Lucertini, F., Monaco, L., Caffau, E., Bonifacio, P., & Mucciarelli, A. 2022, *A&A*, 657, A29
 Matas Pinto, A. M., Spite, M., Caffau, E., et al. 2021, *A&A*, 654, A170
 Mathews, G. J., Kedia, A., Sasankan, N., et al. 2020, *Mem. Soc. Astron. Italiana*, 91, 29
 Mathewson, D. S., Ford, V. L., & Visvanathan, N. 1986, *ApJ*, 301, 664
 Molaro, P., Aguado, D. S., Caffau, E., et al. 2023, arXiv e-prints, arXiv:2309.11664
 Molaro, P., Cescutti, G., & Fu, X. 2020, *MNRAS*, 496, 2902
 Molaro, P. & Monai, S. 1990, *Mem. Soc. Astron. Italiana*, 61, 677
 Monaco, L., Bonifacio, P., Sbordone, L., Villanova, S., & Pancino, E. 2010, *A&A*, 519, L3
 Morton, D. C. 1991, *ApJS*, 77, 119
 Morton, D. C. 2000, *ApJS*, 130, 403
 Morton, D. C. 2003, *ApJS*, 149, 205
 Mucciarelli, A., Minelli, A., Bellazzini, M., et al. 2023a, *A&A*, 671, A124
 Mucciarelli, A., Minelli, A., Lardo, C., et al. 2023b, *A&A*, 677, A61
 Mucciarelli, A., Salaris, M., Bonifacio, P., Monaco, L., & Villanova, S. 2014, *MNRAS*, 444, 1812
 Muller, S., Guélin, M., Dumke, M., Lucas, R., & Combes, F. 2006, *A&A*, 458, 417
 Pepe, F., Cristiani, S., Rebolo, R., et al. 2021, *A&A*, 645, A96
 Pequignot, D. & Aldrovandi, S. M. V. 1986, *A&A*, 161, 169
 Perdigon, J., de Laverny, P., Recio-Blanco, A., et al. 2021, *A&A*, 647, A162
 Pitrou, C., Coc, A., Uzan, J.-P., & Vangioni, E. 2021, *MNRAS*, 502, 2474
 Pospelov, M. & Pradler, J. 2010, *Annual Review of Nuclear and Particle Science*, 60, 539
 Raiteri, C. M., Gallino, R., Busso, M., Neuberger, D., & Käppeler, F. 1993, *ApJ*, 419, 207
 Reggiani, H., Amarsi, A. M., Lind, K., et al. 2019, *A&A*, 627, A177
 Richard, O., Michaud, G., & Richer, J. 2002, *ApJ*, 580, 1100
 Richard, O., Michaud, G., & Richer, J. 2005, *ApJ*, 619, 538
 Ritchey, A. M., Welty, D. E., Dahlstrom, J. A., & York, D. G. 2015, *ApJ*, 799, 197
 Sansonetti, C. J., Richou, B., Engleman, Rolf, J., & Radziemski, L. J. 1995, *Phys. Rev. A*, 52, 2682
 Sbordone, L., Bonifacio, P., Caffau, E., et al. 2010, *A&A*, 522, A26

- Shejeelammal, J. & Goswami, A. 2020, *Journal of Astrophysics and Astronomy*, 41, 37
- Sofia, U. J., Gordon, K. D., Clayton, G. C., et al. 2006, *ApJ*, 636, 753
- Spite, F. & Spite, M. 1982a, *A&A*, 115, 357
- Spite, M. & Spite, F. 1982b, *Nature*, 297, 483
- Steigman, G. 1996, *ApJ*, 457, 737
- Steigman, G. & Walker, T. P. 1992, *ApJ*, 385, L13
- Takeda, Y. 2019, *Stars and Galaxies*, 2, 1
- Takeda, Y. 2021, *Astronomische Nachrichten*, 342, 515
- Tchernyshyov, K., Meixner, M., Seale, J., et al. 2015, *ApJ*, 811, 78
- Tomkin, J. & Lambert, D. L. 1989, *MNRAS*, 241, 777
- van Raai, M. A., Lugaro, M., Karakas, A. I., García-Hernández, D. A., & Yong, D. 2012, *A&A*, 540, A44
- Wang, E. X., Nordlander, T., Asplund, M., et al. 2022, *MNRAS*, 509, 1521
- Welsh, L., Cooke, R., Fumagalli, M., & Pettini, M. 2020, *MNRAS*, 494, 1411
- Welty, D. E., Federman, S. R., Gredel, R., Thorburn, J. A., & Lambert, D. L. 2006, *ApJS*, 165, 138
- Welty, D. E. & Hobbs, L. M. 2001, *ApJS*, 133, 345
- Welty, D. E., Hobbs, L. M., & Morton, D. C. 2003, *ApJS*, 147, 61
- Welty, D. E., Howk, J. C., Lehner, N., & Black, J. H. 2013, *MNRAS*, 428, 1107
- Welty, D. E., Lauroesch, J. T., Wong, T., & York, D. G. 2016, *ApJ*, 821, 118
- Welty, D. E., Xue, R., & Wong, T. 2012, *ApJ*, 745, 173
- White, R. E. 1986, *ApJ*, 307, 777
- Yeh, T.-H., Olive, K. A., & Fields, B. D. 2021, *J. Cosmology Astropart. Phys.*, 2021, 046

Appendix A: Column densities toward Sk 143

Table A.1. Column densities toward Sk 143.

Species	λ (Å)	f -value	b km s ⁻¹	V_r km s ⁻¹	$\log N$ (cm ⁻²)	$\log N_{H\text{I}^{b+k}}$ (cm ⁻²)	$A(X)_\odot$	$[X/H]_{\text{ISM}}$
H I						21.07 ± 0.05	≡ 12.00	
H ₂						20.93 ± 0.09	≡ 12.00	
H _{total}						21.46 ± 0.04	≡ 12.00	
S II	1250.578	0.00543	1.6	133.62 ± 0.09	15.98 ± 0.11	≥ 15.17 ± 0.05	7.24 ± 0.03	-0.72 ± 0.11
S II	1253.805	0.0109	1.6	133.62 ± 0.09	15.98 ± 0.11	≥ 15.17 ± 0.05	7.24 ± 0.03	-0.72 ± 0.11
S II	1250.584		1.6	140.69 ± 0.09	14.68 ± 0.05	—		
S II	1253.811		1.6	140.69 ± 0.09	14.68 ± 0.05	—		
Zn II	2026.1370	0.630 ^c	1.6	131.42 ± 0.15	12.77 ± 0.09	≥ 12.80 ± 0.06	4.56 ± 0.03	-1.28 ± 0.09
Zn II	2062.6604	0.309 ^c	1.6	131.42 ± 0.15	12.77 ± 0.09	≥ 12.80 ± 0.06	4.56 ± 0.03	-1.28 ± 0.09
Mg I	2026.48	0.113	1.0	131.67 ± 0.06	14.28 ± 0.29	—	7.56 ± 0.05	-2.74 ± 0.07
K I	4044.143	0.00609 ^b	1.0	132.60 ± 0.06	12.57 ± 0.10	12.61 ± 0.02	5.04 ± 0.04	-1.93 ± 0.04
Na I	5889.951	0.641	1.6	131.91 ± 0.03	14.33 ± 0.02	> 12.96 ± 0.04	6.36 ± 0.03	-1.68 ± 0.05
Na I	5895.924	0.320	1.6	131.91 ± 0.03	14.33 ± 0.02	> 12.96 ± 0.04	6.36 ± 0.03	-1.68 ± 0.05
Na I	5889.951	0.641	1.6	138.91 ± 0.03	10.81 ± 0.05	—		
Na I	5895.924	0.320	1.6	138.91 ± 0.03	10.81 ± 0.05	—		
⁷ Li I	6707.754	0.186	1.0					
⁷ Li I	6707.766	0.309	1.0					
⁷ Li I	6707.904	0.093	1.0					
⁷ Li I	6707.917	0.155	1.0					
⁷ Li I		1.0		132.93 ± 0.05	10.26 ± 0.02	10.29 ± 0.02	3.27 ± 0.03	-2.7 ± 0.04
⁶ Li I	6707.921	0.495	1.0					
⁶ Li I	6708.072	0.247	1.0					
⁶ Li I		1.0	1.6		<9.30	9.41 ± 0.15	2.14 ± 0.05	
⁸⁵ Rb I	7800.232	0.290 ^a	1.0		9.46 ± 0.13			
⁸⁵ Rb I	7800.294	0.406 ^a	1.0		9.46 ± 0.13			
⁸⁷ Rb I	7800.183	0.261 ^a	1.0		9.80 ± 0.06			
⁸⁷ Rb I	7800.321	0.435 ^a	1.0		9.80 ± 0.06			
Rb I		1.0		132.27 ± 0.18	9.60 ± 0.08	—	2.36 ± 0.03	-1.86 ± 0.09

Notes. The solar abundances are taken from Lodders (2021). (a) Morton (2000) (b) Morton (1991), c) Kisielius et al. (2015). The wavelengths for the lines in the STIS spectrum are in vacuum, and those in the ESPRESSO spectrum are in air.