

Negative neutrino masses as a mirage of dark energy

Willem Elbers,^{1,*} Carlos S. Frenk,¹ Adrian Jenkins,¹ Baojiu Li,¹ and Silvia Pascoli²

¹*Institute for Computational Cosmology, Department of Physics,
Durham University, South Road, Durham, DH1 3LE, UK*

²*Dipartimento di Fisica e Astronomia, Università di Bologna, via Irnerio 46, 40126 Bologna, Italy
INFN, Sezione di Bologna, viale Berti Pichat 6/2, 40127 Bologna, Italy*

(Dated: February 14, 2025)

The latest cosmological constraints on the sum of the neutrino masses depend on prior physical assumptions about the mass spectrum. To test the accordance of cosmological and laboratory constraints in the absence of such priors, we introduce an effective neutrino mass parameter that extends consistently to negative values. For the Λ CDM model, we analyze data from *Planck*, ACT, and DESI and find a $2.8 - 3.3\sigma$ tension with the constraints from oscillation experiments. Motivated by recent hints of evolving dark energy, we analyze the w_0w_a and mirage dark energy models, finding that they favour larger masses consistent with laboratory data, respectively $\sum m_{\nu,\text{eff}} = 0.06^{+0.15}_{-0.10}$ eV and $\sum m_{\nu,\text{eff}} = 0.04^{+0.15}_{-0.11}$ eV (both at 68%).

I. INTRODUCTION

The ability of cosmological surveys to probe the sum of the neutrino masses [1–3] provides a unique opportunity to evaluate cosmological models by confronting them with laboratory constraints on this same quantity. The strongest model-independent constraint on the neutrino mass comes from measurements of tritium β -decay by KATRIN: $m_\beta < 0.45$ eV (90% C.L.) [4]. If neutrinos are Majorana particles, searches for neutrinoless double β -decay are also sensitive to the mass scale, with the strongest limit coming from the KamLAND-Zen experiment [5] at $m_{\beta\beta} < 0.028 - 0.122$ eV (90%) [6]. Most relevant for cosmology are the neutrino oscillation experiments, which are sensitive to the mass squared differences. Global fits to the experimental data indicate that $\Delta m_{21}^2 \equiv m_2^2 - m_1^2 \sim 7.5 \times 10^{-5}$ eV² and $|\Delta m_{31}^2| \equiv |m_3^2 - m_1^2| \sim 2.5 \times 10^{-3}$ eV² [7–11]. These set a lower limit on the sum of the three neutrino masses, depending on the sign of Δm_{31}^2 :

$$\sum m_\nu = m_1 + \sqrt{m_1^2 + \Delta m_{21}^2} + \sqrt{m_1^2 + \Delta m_{31}^2} > 0.059 \text{ eV},$$

if $m_1 < m_2 < m_3$ (the normal ordering) or

$$\sum m_\nu = m_3 + \sqrt{m_3^2 - \Delta m_{31}^2} + \sqrt{m_3^2 - \Delta m_{21}^2} > 0.10 \text{ eV},$$

if $m_3 < m_1 < m_2$ (the inverted ordering).

Recent cosmological constraints are approaching or breaching these lower limits, when assuming a standard Λ CDM model. The strongest bounds generally result from the combination of *Planck* measurements of the cosmic microwave background (CMB) [12] and different probes of the large-scale structure [13–15]. With the latest baryon acoustic oscillations (BAO) and full-shape measurements by DESI [16–19], the limit has tightened to $\sum m_\nu < 0.071$ eV (95%) [17]. Incorporating also other background measurements, a bound of $\sum m_\nu < 0.043$ eV (95%) was obtained [20], in significant tension with the lower bounds for both the normal and inverted orderings.

The tension with neutrino oscillations motivates the search for alternative cosmological models. Alternative models of dark energy are of particular interest, due to the degeneracy between the sum of neutrino masses, $\sum m_\nu$, and the dark energy equation of state, w [21–29]. Recently, DESI reported hints of an evolving dark energy equation of state of $2.5 - 3.9\sigma$ [17, 30, 31]. In the w_0w_a CDM model, the equation of state is a function of the expansion factor, $w(a) = w_0 + w_a(1 - a)$. This simple empirical model is flexible enough to match the observational predictions for DESI of physically motivated dark energy models [32–34]. For instance, the mirage class of dark energy models, in which the equation of state crosses $w \approx -1$ around $z \approx 0.4$ and therefore resembles that of a cosmological constant, and which provide an improved fit to the DESI data compared to Λ CDM, can be described by $w_a = -3.66(1 + w_0)$ [30, 35]. When adopting the general w_0w_a CDM model, the DESI constraint on the neutrino masses is relaxed to $\sum m_\nu < 0.195$ eV (95%), which is consistent with neutrino oscillation data.

The possibility of systematic errors must also be considered. One concern is the presence of an oscillatory residual in the best-fitting Λ CDM temperature power spectrum from *Planck* [36]. Such a feature could be explained by additional smoothing of the acoustic peaks, which is a characteristic signature of gravitational lensing. The anomaly can be quantified by scaling the gravitational lensing potential by a factor A_{lens} , defined such that $A_{\text{lens}} = 1$ in the absence of systematics or new physics [37–39]. Various analyses have found a preference for $A_{\text{lens}} > 1$ [12, 39–42], albeit with reduced significance since the latest data release of *Planck* (PR4) [43, 44]. Since massive neutrinos suppress the growth of cosmic structure and thereby the strength of lensing, a preference for $A_{\text{lens}} > 1$ implies tight upper limits on the neutrino mass [27, 40, 45–48], and could even be interpreted as $\sum m_\nu < 0$ [46–48].

Nearly all cosmological analyses to date have imposed the physical constraint, $\sum m_\nu \geq 0$, and found that the marginal posterior distribution, $P(\sum m_\nu)$, peaks at $\sum m_\nu = 0$. As a consequence, imposing more restrictive constraints from neutrino oscillations leads to outcomes that are dominated by those constraints. Indeed, imposing the prior, $\sum m_\nu > 0.059$ eV, significantly degrades the DESI constraint to $\sum m_\nu < 0.113$ eV

* willem.h.elbers@durham.ac.uk

(95%) [17]. This dependence on *a priori* assumptions also calls into question the $\sum m_\nu \geq 0$ prior. Only by relaxing this constraint, can we assess whether cosmological data are compatible with physical neutrino masses and reveal the dependence of the central value on the data and choice of model. This is necessary to determine whether changes in the upper bound are due to increased precision or shifts in the posterior, which are otherwise easily confused.

Previously, using frequentist methods, [49] extrapolated a parabolic fit to the profile likelihood curve and estimated a minimum at $\sum m_\nu = -0.05 \pm 0.15$ eV (68%) from *Planck* and BAO data. From the Bayesian point of view, [50] extrapolated the marginal posterior distribution to negative values by fitting a Gaussian distribution to $P(\sum m_\nu)$ and obtained $\sum m_\nu = -0.026 \pm 0.074$ eV (68%) from *Planck* and SDSS BAO. More recently, [48] extended the analysis to negative neutrino masses by expressing the effect of neutrinos on the CMB in terms of $A_{\text{lens}}(\sum m_\nu)$, finding $\sum m_\nu = -0.16 \pm 0.09$ eV (68%) from *Planck*, ACT, and DESI. However, these approaches cannot fully characterize the effects of $\sum m_\nu < 0$, such as the impact on the expansion history, or capture parameter correlations independently of A_{lens} . In this paper, we introduce a model that extends consistently the domain to negative masses for all observables and examine the preference for $\sum m_\nu < 0$.

II. NEGATIVE NEUTRINO MASSES

Formally, the Friedmann equations that govern the expansion of space depend only on the neutrino masses squared, m_i^2 , via expressions like

$$\Omega_\nu(a) = \sum_{i=1}^{N_\nu} \frac{8GT_\nu^4}{3\pi H_0^2} \int_0^\infty \frac{x^2 \sqrt{x^2 + a^2 m_i^2 / T_\nu^2}}{1 + e^x} dx, \quad (1)$$

where N_ν is the number of neutrino species, T_ν the present-day neutrino temperature, and H_0 the Hubble constant. Only at late times, when the neutrinos become non-relativistic and the $a^2 m_i^2 / T_\nu^2$ term dominates, does this expression reduce to the well-known approximation

$$\Omega_\nu \approx \frac{\sum m_\nu}{93.14 h^2}. \quad (2)$$

The effect of Eq. (1) is to produce a greater radiation density while neutrinos are relativistic and a greater matter density once neutrinos become non-relativistic. Without attributing the effect to neutrinos, a phenomenological term of the form, $\Omega_{\nu,\text{eff}}(a) = \kappa \Omega_\nu(a)$, would behave in the opposite way for $\kappa < 0$, reducing the radiation density at early times and the matter density at late times. To make contact with terrestrial constraints, we could reinterpret such a term as an *effective neutrino mass* parameter, $\sum m_{\nu,\text{eff}} \equiv 93.14 h^2 \Omega_{\nu,\text{eff}}$ [51].

We can extend this behaviour beyond the Friedmann equations to all orders in cosmological perturbation theory by consistently replacing the neutrino energy, ϵ , with an effective neutrino energy,

$$\epsilon_{\text{eff}} = \text{sgn}(m_\nu) \sqrt{x^2 + a^2 m_\nu^2 / T_\nu^2}, \quad (3)$$

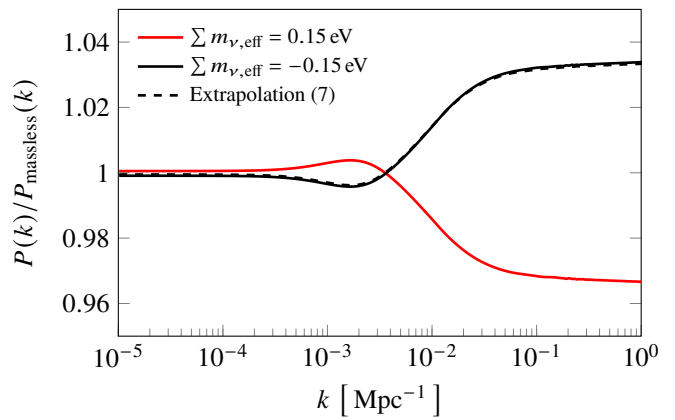


FIG. 1. The effects of positive and negative effective neutrino masses on the dark matter power spectrum at $z = 0$. We show both the exact linear theory calculation for 0.15 eV (solid red) and -0.15 eV (solid black), as well as the linear extrapolation (7) in dashed black, which agrees with the exact calculation to within 0.1%.

where sgn is the sign function. For instance, the familiar first-order equations for the multipole moments, Ψ_ℓ , of the neutrino distribution function in conformal Newtonian gauge [52] become

$$\dot{\Psi}_0 = -\frac{qk}{\epsilon_{\text{eff}}} \Psi_1 - \dot{\phi} \frac{d \ln \bar{f}}{d \ln q}, \quad (4)$$

$$\dot{\Psi}_1 = \frac{qk}{3\epsilon_{\text{eff}}} (\Psi_0 - 2\Psi_2) - \frac{\epsilon_{\text{eff}} k}{3q} \psi \frac{d \ln \bar{f}}{d \ln q}, \quad (5)$$

$$\dot{\Psi}_\ell = \frac{qk}{(2\ell + 1)\epsilon_{\text{eff}}} [\ell \Psi_{\ell-1} - (\ell + 1)\Psi_{\ell+1}], \quad (\ell \geq 2), \quad (6)$$

where dots denote conformal time derivatives, ϕ and ψ are the metric perturbations, k is the wavenumber, q the neutrino momentum, and \bar{f} the unperturbed distribution function.

The following operational definition offers a simpler calculation. We restrict attention to the case where all masses are either positive or negative. For any cosmological observable X , such as the CMB temperature power spectrum, $X = C_\ell^{\text{TT}}$, and a set of fixed parameters, $\theta = \{\omega_b, \omega_c, \theta_s, \tau, A_s, n_s\}$, we define the prediction for the effective mass, $\sum m_{\nu,\text{eff}}$, as

$$X_\theta^{\sum m_{\nu,\text{eff}}} \equiv X_\theta^{\sum m_\nu=0} + \text{sgn}(\sum m_{\nu,\text{eff}}) \left[X_\theta^{|\sum m_{\nu,\text{eff}}|} - X_\theta^{\sum m_\nu=0} \right], \quad (7)$$

where $X_\theta^{|\sum m_{\nu,\text{eff}}|}$ is the prediction for positive neutrino masses $|m_i|$. We implemented both the exact approach and the extrapolation (7) in the CLASS [53, 54] and cobaya [55] codes. The two methods agree to excellent precision, as shown in Fig. 1 for the effect on the dark matter power spectrum. The results presented in this paper were obtained using (7), but we verified that this does not affect the conclusions.

A key advantage of our approach is that one recovers exactly the physical neutrino model for $\sum m_{\nu,\text{eff}} = \sum m_\nu \geq 0$. Moreover, we no longer need to assume a Gaussian functional form for the marginalized posterior distribution, nor make any assumptions about parameter correlations. We apply our model to the latest BAO measurements from DESI [16, 18] and CMB

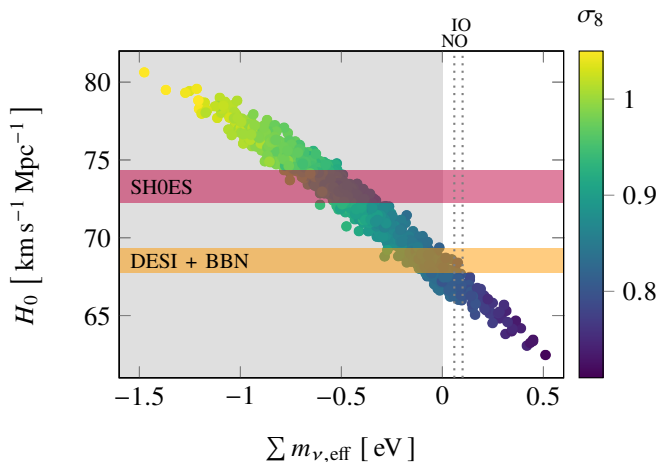


FIG. 2. Constraints on the effective neutrino mass, $\sum m_{\nu, \text{eff}}$, the Hubble constant, H_0 , and the amplitude of matter fluctuations, σ_8 , from *Planck* temperature and polarization data [36, 43, 56], assuming Λ CDM. The degeneracy between these parameters can be broken with measurements of the expansion history. Shown are the $\pm 1\sigma$ bounds from DESI BAO, combined with a Big Bang nucleosynthesis prior on $\Omega_b h^2$ [16, 18], and the SH0ES measurement of H_0 from the local distance ladder [62]. The unphysical regime, $\sum m_{\nu, \text{eff}} < 0$, is grey and the dotted lines indicate the lower bounds from neutrino oscillations for the normal ordering (NO) and inverted ordering (IO).

temperature and polarization measurements from *Planck*, using the low- ℓ Commander and SimAll likelihoods [36] and the high- ℓ CamSpec likelihood [43, 56] based on the PR4 release. In some cases, we also include CMB lensing measurements based on ACT DR6 [57–59] and *Planck* PR4 [60]. Our primary analysis is explicitly blind to the constraints from neutrino oscillations. In this case, we assume a degenerate mass spectrum with $N_\nu = 3$ species and $m_{\nu, \text{eff}} \equiv m_1 = m_2 = m_3$, with a uniform prior, $m_{\nu, \text{eff}} \in [-1.5, 1.5]$ eV. When we perform a combined analysis of cosmological data and laboratory constraints, we adopt Gaussian likelihoods on Δm_{21}^2 and $|\Delta m_{31}^2|$, based on global fits to the experimental data [11], and fix m_1, m_2, m_3 in terms of $\Delta m_{21}^2, |\Delta m_{31}^2|, \beta$, and m_{lightest} , where β is a binary variable for the mass ordering and m_{lightest} the lightest neutrino mass [61]. We then adopt a uniform prior on $m_{\text{lightest}} \in [0, 0.5]$ eV.

III. RESULTS

In the first instance, we assume Λ CDM and only use *Planck* CMB temperature and polarization data. The resulting constraints on $\sum m_{\nu, \text{eff}}$, and the Hubble constant, H_0 , are shown in Fig. 2, where the colours indicate the amplitude of matter fluctuations, σ_8 . The results are consistent with the lower bounds from neutrino oscillations, which are shown as vertical dotted lines, at the 1.9σ level for the normal ordering and at 2.1σ for the inverted ordering [63]. The figure clearly demonstrates the geometric degeneracy between $\sum m_{\nu, \text{eff}}$ and H_0 . This degeneracy can be broken with measurements of the expansion history. We show two such measurements. In both

cases, the preference for $\sum m_{\nu, \text{eff}} < 0$ increases compared to the CMB-only case. The first is the SH0ES measurement of $H_0 = 73.04 \pm 1.04 \text{ km s}^{-1} \text{ Mpc}^{-1}$ from Cepheid variable stars and type Ia supernovae [62]. Reconciling the SH0ES measurement with *Planck* requires a negative effective neutrino mass of $\sum m_{\nu, \text{eff}} = -0.5 \pm 0.1 \text{ eV}$ and values of $\sigma_8 = 0.92 \pm 0.02$ that are large compared to clustering measurements [15, 64–67].

For illustrative purposes, we also show the determination of $H_0 = 68.53 \pm 0.80 \text{ km s}^{-1} \text{ Mpc}^{-1}$ from DESI BAO combined with a Big Bang nucleosynthesis prior on $\Omega_b h^2$ [17]. When performing a formal analysis of *Planck* CMB temperature and polarization and DESI BAO data, we find that the tension with the lower bound from neutrino oscillations increases from 1.9σ to 2.7σ for the normal ordering and from 2.1σ to 3.2σ for the inverted ordering. This trend continues with the addition of CMB lensing measurements from *Planck* and ACT DR6 [57–60], increasing the tension to 2.8σ and 3.3σ . The resulting marginalized posterior obtained from *Planck* + ACT + DESI is shown as a black line in Fig. 3a. As a point of reference, we compare our results with those obtained for a Gaussian extrapolation of $P(\sum m_\nu)$ to $\sum m_\nu < 0$, as used previously in [47, 50]. We find that the Gaussian procedure significantly underestimates the preference for negative effective neutrino masses, as can be seen from the dotted line in Fig. 3a. The Gaussian fit yields a central value of $\sum m_{\nu, \text{eff}} = -0.041 \pm 0.052 \text{ eV}$ (68%), compared to the full posterior mean of $\sum m_{\nu, \text{eff}} = -0.125^{+0.058}_{-0.070} \text{ eV}$ (68%).

Motivated by the hint of evolving dark energy reported by DESI [17], we repeat the analysis for the $w_0 w_a$ CDM model for *Planck*, ACT, and DESI data. We obtain a posterior mean of $\sum m_{\nu, \text{eff}} = 0.06^{+0.15}_{-0.10} \text{ eV}$ (68%) and an upper bound of $\sum m_{\nu, \text{eff}} < 0.24 \text{ eV}$ (95%). Hence, the data are now fully consistent with the lower bounds from neutrino oscillations. The full posterior is shown as a red line in Fig. 3a. Interestingly, the reduction in tension is driven not just by an increase in uncertainty, from $\sigma(\sum m_{\nu, \text{eff}}) = 0.07 \text{ eV}$ for Λ CDM to $\sigma(\sum m_{\nu, \text{eff}}) = 0.13 \text{ eV}$, but primarily by a large shift in the central value of $\Delta(\sum m_{\nu, \text{eff}}) = 0.24 \text{ eV}$. This shift can only be quantified by allowing negative effective neutrino masses. A similar shift is observed in the CMB-only case, in the absence of DESI BAO data. We also consider the mirage class of dark energy models and show the resulting posterior as a blue line. We obtain $\sum m_{\nu, \text{eff}} = 0.04^{+0.15}_{-0.11} \text{ eV}$ (68%) and an upper bound of $\sum m_{\nu, \text{eff}} < 0.24 \text{ eV}$ (95%), similar to the $w_0 w_a$ CDM case. In Fig. 3b, we show the 68% and 95% constraints in the plane of $\sum m_{\nu, \text{eff}}$ and w_a . The dark energy equation of state parameters are degenerate with the sum of neutrino masses, with larger neutrino masses requiring $w_a < 0$. We note that an evolving dark energy equation of state appears to be necessary. Within the w CDM model, with a constant equation of state, w , we obtain $w = -1.01 \pm 0.08$, consistent with Λ CDM, and $\sum m_{\nu, \text{eff}} = -0.12 \pm 0.10 \text{ eV}$ (68%).

To understand these results, we show the residuals of the CMB temperature power spectrum, relative to the best-fitting Λ CDM model with physical neutrino masses, obtained from a combined analysis of cosmological data (*Planck* + ACT + DESI) and laboratory constraints, in Fig. 4a. There is a clear oscillatory feature that gives rise to a preference for $A_{\text{lens}} > 1$.

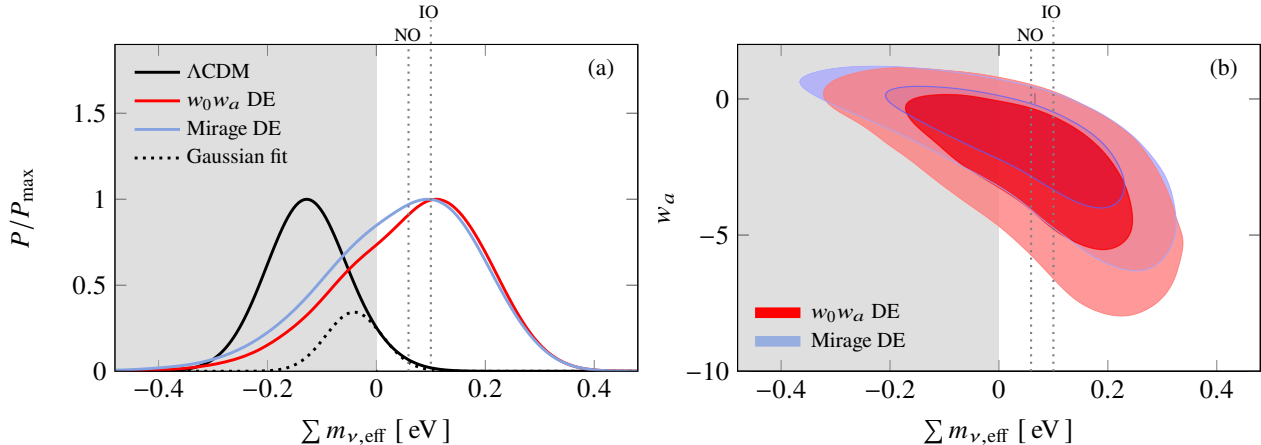


FIG. 3. (a) Posterior distribution of $\sum m_{\nu,\text{eff}}$ from *Planck*, ACT, and DESI data, for ΛCDM , $w_0w_a\text{CDM}$, and mirage dark energy. The black dotted line is a Gaussian fit to the ΛCDM posterior restricted to $\sum m_{\nu,\text{eff}} \geq 0$, normalized by the same P_{max} . (b) The 68% and 95% constraints on $\sum m_{\nu,\text{eff}}$ and w_a for the same models and data.

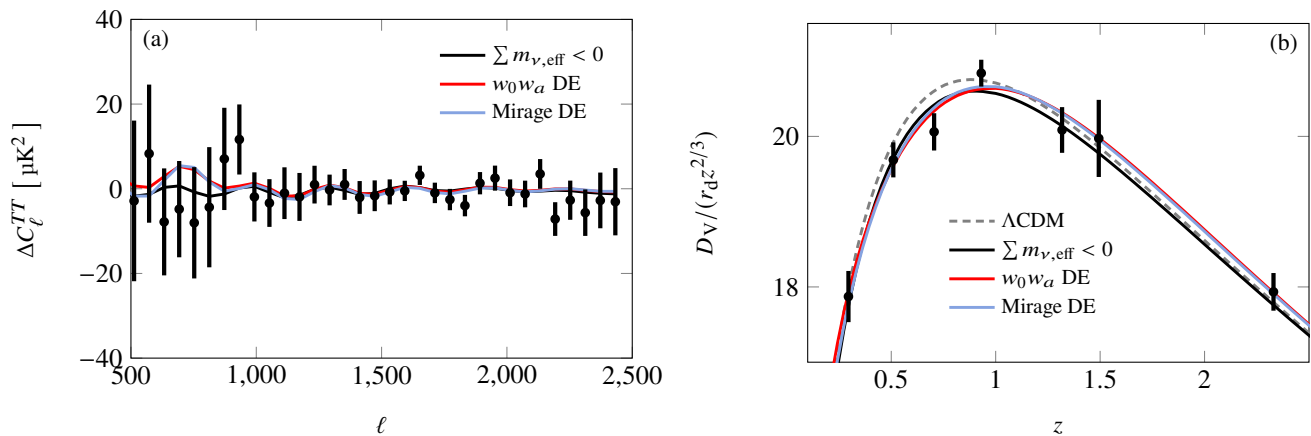


FIG. 4. (a) Residuals of the best-fitting ΛCDM temperature power spectrum with physical neutrino masses, together with the best-fitting ΛCDM model with $\sum m_{\nu,\text{eff}} < 0$, and the best-fitting $w_0w_a\text{CDM}$ and mirage models with physical neutrino masses. (b) DESI measurements of the angle-averaged distance ratio, D_V/r_d , arbitrarily rescaled by a factor of $z^{2/3}$ for clarity, together with the predictions for the best-fitting ΛCDM , $w_0w_a\text{CDM}$, and mirage models with physical neutrino masses and the best-fitting ΛCDM model with $\sum m_{\nu,\text{eff}} < 0$.

The same oscillations can also be described by abandoning the laboratory constraints and allowing $\sum m_{\nu,\text{eff}} < 0$, since negative effective neutrino masses enhance the growth of density perturbations and boost the lensing potential. Gravitational lensing is similarly enhanced for the best-fitting dark energy models with physical neutrino masses (both for w_0w_a and mirage dark energy), obtained from a combined analysis of cosmological data and laboratory constraints. The preference for these models is not just driven by the CMB, but also by the expansion history. Fig. 4b shows the isotropic BAO distance measurements from DESI, along with the best-fitting ΛCDM model with negative neutrino masses (black) and the best-fitting models with physical neutrino masses for ΛCDM (grey dashed), w_0w_a (red) and mirage dark energy (blue). Within ΛCDM , adopting $\sum m_{\nu,\text{eff}} < 0$ provides a better fit to the BAO data, especially at $z < 1$. The evolving dark energy models fit the data even better, but with one or two additional parameters.

The χ^2 for these four models are given in Table I, confirming that negative values of effective neutrino masses and evolving dark energy both improve the fit to the BAO data, the high- ℓ CMB temperature data, and the low- ℓ CMB polarization data.

Finally, we consider the impact of constraints on the expansion history from type Ia supernovae. The inclusion of supernovae helps to constrain the dark energy parameters by breaking the degeneracy between w_0 and w_a [17], but also leads to weaker constraints on $\sum m_{\nu}$ [47]. We consider three different data sets: Union-3 [68], Dark Energy Survey (DES) Year 5 [69], and Pantheon+ [70, 71]. These data sets have many supernovae in common but differ in their treatment of systematic errors. We show the 68% constraints on $\sum m_{\nu,\text{eff}}$ from *Planck* + ACT + DESI alone and combined with each of the three supernova data sets in Fig. 5. The inclusion of supernovae helps to constrain H_0 , which for ΛCDM shifts $\sum m_{\nu,\text{eff}}$ to slightly larger values along the geometric degeneracy. Nevertheless, the ten-

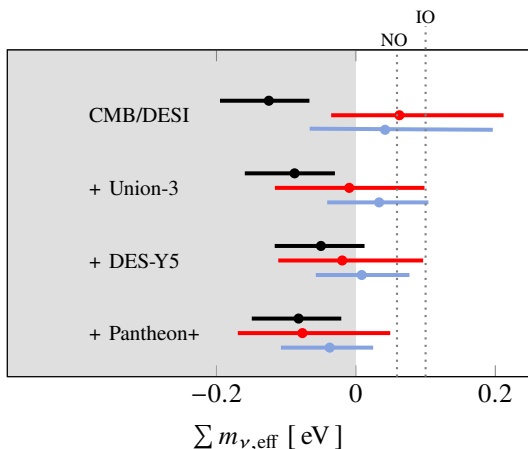


FIG. 5. The 68% constraints on the effective neutrino mass, $\sum m_{\nu, \text{eff}}$, from CMB/DESI (*Planck* + ACT + DESI) alone and combined with supernovae from Union-3, DES-Y5, and Pantheon+.

TABLE I. Values of χ^2 for the best-fitting Λ CDM model with physical neutrino masses, together with the $\Delta\chi^2$ for the best-fitting Λ CDM model with negative effective neutrino masses and the best-fitting w_0w_a and mirage DE models with physical neutrino masses.

	high- ℓ CMB		low- ℓ CMB		CMB	
	BAO	TT	TEEE	TT	EE	Lensing
Λ CDM	14.93	6419.56	4121.90	22.73	398.27	19.88
$\sum m_{\nu, \text{eff}} < 0$	-2.13	-2.09	-0.25	+0.55	-2.55	+0.17
w_0w_a DE	-4.13	-3.13	+0.47	+1.56	-2.57	-0.15
Mirage DE	-3.28	-2.71	+0.65	+1.23	-2.57	-0.19

sion with the lower bound for the normal ordering remains at 2.4σ (Union-3), 2.0σ (DES-Y5), and 2.3σ (Pantheon+). For w_0w_a CDM, the values of $\sum m_{\nu, \text{eff}}$ are reduced, but remain compatible with the lower bound for the normal ordering. In general, the greater the pull away from Λ CDM (with $w_0 = -1$ and $w_a = 0$), the greater the shift in $\sum m_{\nu, \text{eff}}$ between Λ CDM and w_0w_a CDM. Hence, the shift is most pronounced for Union-3 ($w_0 = -0.69^{+0.10}_{-0.12}$, $w_a = -1.04^{+0.54}_{-0.44}$) and least significant for Pantheon+ ($w_0 = -0.866^{+0.062}_{-0.069}$, $w_a = -0.43^{+0.38}_{-0.30}$). This confirms that a large shift away from Λ CDM is needed to reconcile cosmology with positive neutrino masses satisfying the constraints from neutrino oscillations. For the mirage dark energy model, the results with supernovae are remarkably consistent with *Planck* + ACT + DESI alone, but with greatly reduced uncertainty. Moreover, once combined with supernovae, mirage dark energy favours the largest neutrino masses, which are always compatible with the lower bound for the normal ordering [72].

IV. CONCLUSION

Cosmological constraints on the neutrino mass sum, $\sum m_{\nu}$, are becoming increasingly sensitive to prior assumptions about the mass spectrum. In this paper, we showed how the domain of an effective neutrino mass parameter, $\sum m_{\nu, \text{eff}}$, can be consistently extended to negative values. By abandoning the physical constraint, $\sum m_{\nu} \geq 0$, and adopting an effective mass parameter with a broad prior, we can assess whether cosmological data are compatible with laboratory constraints, determine the sensitivity of the data independently of the prior, and reveal how the central value depends on the data and choice of model. Analyzing cosmological data from *Planck*, ACT, and DESI in the context of the Λ CDM model, we found a preference for negative masses and a tension of $2.8 - 3.3\sigma$ with the lower bounds on $\sum m_{\nu}$ that apply in the case of positive neutrino masses satisfying the constraints from neutrino oscillations.

We showed that adopting an evolving dark energy equation of state, combined with physical neutrino masses, leads to similar predictions as the Λ CDM model with $\sum m_{\nu, \text{eff}} < 0$. In particular, both models predict additional gravitational lensing of the CMB. As a result, evolving dark energy models can address both the preference for additional CMB lensing and the tension with neutrino oscillations. The mirage class of dark energy models appears promising [30, 35], favouring larger neutrino masses compatible with laboratory data, with similar uncertainty as Λ CDM once combined with supernova data. The lower bounds from neutrino oscillations are saturated in the case where the lightest neutrino is massless. Measurement of a non-zero lightest neutrino mass by KATRIN [4], Project 8 [73], or from neutrinoless double- β decay [5, 74, 75] would further challenge the assumptions of a standard cosmological evolution and cosmic neutrino background.

ACKNOWLEDGMENTS

WE acknowledges useful discussions with the DESI CPE working group, thanking in particular Eva-Maria Mueller for suggesting the Gaussian comparison. WE, CSF, AJ, and BL acknowledge STFC Consolidated Grant ST/X001075/1 and support from the European Research Council through ERC Advanced Investigator grant, DMIDAS [GA 786910] to CSF. This work used the DiRAC@Durham facility managed by the Institute for Computational Cosmology on behalf of the STFC DiRAC HPC Facility (www.dirac.ac.uk). The equipment was funded by BEIS capital funding via STFC capital grants ST/K00042X/1, ST/P002293/1 and ST/R002371/1, Durham University and STFC operations grant ST/R000832/1. DiRAC is part of the National e-Infrastructure.

- [1] J. Lesgourgues and S. Pastor, Massive neutrinos and cosmology, *Phys. Rep.* **429**, 307 (2006), arXiv:astro-ph/0603494 [astro-ph].
 [2] Y. Y. Wong, Neutrino Mass in Cosmology: Status and Prospects, *Annual Review of Nuclear and Particle Science* **61**,

69 (2011), arXiv:1111.1436 [astro-ph.CO].

- [3] K. N. Abazajian and M. Kaplinghat, Neutrino Physics from the Cosmic Microwave Background and Large-Scale Structure, *Annual Review of Nuclear and Particle Science* **66**, 401 (2016).

- [4] KATRIN collaboration, Direct neutrino-mass measurement based on 259 days of KATRIN data, pre-print (2024).
- [5] S. Abe *et al.*, Search for Majorana Neutrinos with the Complete KamLAND-Zen Dataset, arXiv e-prints , arXiv:2406.11438 (2024), arXiv:2406.11438 [hep-ex].
- [6] We clarify that, for the values currently tested by KATRIN, m_{β} corresponds to the value of one of the quasi-degenerate masses. The effective Majorana mass parameter, $m_{\beta\beta}$, is a combination of the three neutrino masses, oscillation parameters, and Majorana phases. In the standard case of three Majorana neutrinos, this sets an upper bound on the minimal neutrino mass.
- [7] I. Esteban *et al.*, The fate of hints: updated global analysis of three-flavor neutrino oscillations, Journal of High Energy Physics **2020**, 178 (2020), arXiv:2007.14792 [hep-ph].
- [8] *NuFIT 5.3* (2024), www.nu-fit.org.
- [9] F. Capozzi *et al.*, The unfinished fabric of the three neutrino paradigm, arXiv e-prints , arXiv:2107.00532 (2021), arXiv:2107.00532 [hep-ph].
- [10] P. F. de Salas *et al.*, 2020 global reassessment of the neutrino oscillation picture, Journal of High Energy Physics **2021**, 71 (2021), arXiv:2006.11237 [hep-ph].
- [11] R.L. Workman et al. (Particle Data Group), Prog. Theor. Exp. Phys. **2022**, 083C01 (2022).
- [12] Planck Collaboration, Planck 2018 results. VI. Cosmological parameters, A&A **641**, A6 (2020), arXiv:1807.06209 [astro-ph.CO].
- [13] N. Palanque-Delabrouille *et al.*, Hints, neutrino bounds, and WDM constraints from SDSS DR14 Lyman- α and Planck full-survey data, J. Cosmology Astropart. Phys. **2020**, 038 (2020), arXiv:1911.09073 [astro-ph.CO].
- [14] E. Di Valentino *et al.*, Most constraining cosmological neutrino mass bounds, Phys. Rev. D **104**, 083504 (2021), arXiv:2106.15267 [astro-ph.CO].
- [15] S. Brieden *et al.*, Model-agnostic interpretation of 10 billion years of cosmic evolution traced by BOSS and eBOSS data, J. Cosmology Astropart. Phys. **2022**, 024 (2022), arXiv:2204.11868 [astro-ph.CO].
- [16] DESI Collaboration, DESI 2024 IV: Baryon Acoustic Oscillations from the Lyman Alpha Forest, arXiv e-prints , arXiv:2404.03001 (2024), arXiv:2404.03001 [astro-ph.CO].
- [17] DESI Collaboration, DESI 2024 VI: Cosmological Constraints from the Measurements of Baryon Acoustic Oscillations, arXiv e-prints , arXiv:2404.03002 (2024), arXiv:2404.03002 [astro-ph.CO].
- [18] DESI Collaboration, DESI 2024 III: Baryon Acoustic Oscillations from Galaxies and Quasars, arXiv e-prints , arXiv:2404.03000 (2024), arXiv:2404.03000 [astro-ph.CO].
- [19] A. G. Adame *et al.* (DESI), DESI 2024 VII: Cosmological Constraints from the Full-Shape Modeling of Clustering Measurements, (2024), arXiv:2411.12022 [astro-ph.CO].
- [20] D. Wang *et al.*, Updating neutrino mass constraints with Background measurements, arXiv e-prints , arXiv:2405.03368 (2024), arXiv:2405.03368 [astro-ph.CO].
- [21] S. Hannestad, Neutrino Masses and the Dark Energy Equation of State:Relaxing the Cosmological Neutrino Mass Bound, Phys. Rev. Lett. **95**, 221301 (2005), arXiv:astro-ph/0505551 [astro-ph].
- [22] C. S. Lorenz *et al.*, Distinguishing between neutrinos and time-varying dark energy through cosmic time, Phys. Rev. D **96**, 043510 (2017), arXiv:1706.00730 [astro-ph.CO].
- [23] S. R. Choudhury and S. Choubey, Updated bounds on sum of neutrino masses in various cosmological scenarios, J. Cosmology Astropart. Phys. **2018**, 017 (2018), arXiv:1806.10832 [astro-ph.CO].
- [24] S. Vagnozzi *et al.*, Constraints on the sum of the neutrino masses in dynamical dark energy models with $w(z) \geq -1$ are tighter than those obtained in Λ CDM, Phys. Rev. D **98**, 083501 (2018), arXiv:1801.08553 [astro-ph.CO].
- [25] A. Upadhye, Neutrino mass and dark energy constraints from redshift-space distortions, J. Cosmology Astropart. Phys. **2019**, 041 (2019), arXiv:1707.09354 [astro-ph.CO].
- [26] Z. Liu and H. Miao, Update constraints on neutrino mass and mass hierarchy in light of dark energy models, International Journal of Modern Physics D **29**, 2050088 (2020), arXiv:2002.05563 [astro-ph.CO].
- [27] S. R. Choudhury and S. Hannestad, Updated results on neutrino mass and mass hierarchy from cosmology with Planck 2018 likelihoods, J. Cosmology Astropart. Phys. **2020**, 037 (2020), arXiv:1907.12598 [astro-ph.CO].
- [28] R. K. Sharma *et al.*, Implications of an Extended Dark Energy Model with Massive Neutrinos, Astrophys. J. **934**, 113 (2022), arXiv:2202.01749 [astro-ph.CO].
- [29] A. Yadav *et al.*, Λ_s CDM cosmology: Alleviating major cosmological tensions by predicting standard neutrino properties, arXiv e-prints , arXiv:2406.18496 (2024), arXiv:2406.18496 [astro-ph.CO].
- [30] K. Lodha *et al.*, DESI 2024: Constraints on Physics-Focused Aspects of Dark Energy using DESI DR1 BAO Data, arXiv e-prints , arXiv:2405.13588 (2024), arXiv:2405.13588 [astro-ph.CO].
- [31] R. Calderon *et al.*, DESI 2024: Reconstructing Dark Energy using Crossing Statistics with DESI DR1 BAO data, arXiv e-prints , arXiv:2405.04216 (2024), arXiv:2405.04216 [astro-ph.CO].
- [32] M. Chevallier and D. Polarski, Accelerating Universes with Scaling Dark Matter, International Journal of Modern Physics D **10**, 213 (2001), arXiv:gr-qc/0009008 [gr-qc].
- [33] E. V. Linder, Exploring the Expansion History of the Universe, Phys. Rev. Lett. **90**, 091301 (2003), arXiv:astro-ph/0208512 [astro-ph].
- [34] R. de Putter and E. V. Linder, Calibrating dark energy, J. Cosmology Astropart. Phys. **2008**, 042 (2008), arXiv:0808.0189 [astro-ph].
- [35] E. V. Linder, The Mirage of $w=-1$, arXiv e-prints , arXiv:0708.0024 (2007), arXiv:0708.0024 [astro-ph].
- [36] Planck Collaboration, Planck 2018 results. V. CMB power spectra and likelihoods, A&A **641**, A5 (2020), arXiv:1907.12875 [astro-ph.CO].
- [37] E. Calabrese *et al.*, Cosmic microwave weak lensing data as a test for the dark universe, Phys. Rev. D **77**, 123531 (2008), arXiv:0803.2309 [astro-ph].
- [38] F. Renzi *et al.*, Cornering the Planck A_{lens} tension with future CMB data, Phys. Rev. D **97**, 123534 (2018), arXiv:1712.08758 [astro-ph.CO].
- [39] R. Mokeddem *et al.*, Excess of lensing amplitude in the Planck CMB power spectrum, J. Cosmology Astropart. Phys. **2023**, 017 (2023), arXiv:2209.11660 [astro-ph.CO].
- [40] E. Di Valentino *et al.*, Cosmological constraints in extended parameter space from the Planck 2018 Legacy release, J. Cosmology Astropart. Phys. **2020**, 013 (2020), arXiv:1908.01391 [astro-ph.CO].
- [41] E. Di Valentino *et al.*, Planck evidence for a closed Universe and a possible crisis for cosmology, Nature Astronomy **4**, 196 (2020), arXiv:1911.02087 [astro-ph.CO].
- [42] M. Ballardini and F. Finelli, On the primordial origin of the smoothing excess in the Planck temperature power spectrum in light of LSS data, J. Cosmology Astropart. Phys. **2022**, 083 (2022), arXiv:2207.14410 [astro-ph.CO].
- [43] G. Efstathiou and S. Gratton, A Detailed Description of the Cam-

- Spec Likelihood Pipeline and a Reanalysis of the Planck High Frequency Maps, arXiv e-prints , arXiv:1910.00483 (2019), arXiv:1910.00483 [astro-ph.CO].
- [44] M. Tristram *et al.*, Cosmological parameters derived from the final Planck data release (PR4), *A&A* **682**, A37 (2024), arXiv:2309.10034 [astro-ph.CO].
- [45] I. G. McCarthy *et al.*, The BAHAMAS project: the CMB-large-scale structure tension and the roles of massive neutrinos and galaxy formation, *MNRAS* **476**, 2999 (2018), arXiv:1712.02411 [astro-ph.CO].
- [46] W. Elbers, *Addressing the CMB lensing anomaly with neutrinos*, Essay, Durham University (2020), http://willemelbers.com/files/Mnu_Alens.pdf.
- [47] I. J. Allali and A. Notari, Neutrino mass bounds from DESI 2024 are relaxed by Planck PR4 and cosmological supernovae, arXiv e-prints , arXiv:2406.14554 (2024), arXiv:2406.14554 [astro-ph.CO].
- [48] N. Craig *et al.*, No vs is Good News, arXiv e-prints , arXiv:2405.00836 (2024), arXiv:2405.00836 [astro-ph.CO].
- [49] Planck Collaboration, Planck intermediate results. XVI. Profile likelihoods for cosmological parameters, *A&A* **566**, A54 (2014), arXiv:1311.1657 [astro-ph.CO].
- [50] S. Alam *et al.*, Completed SDSS-IV extended Baryon Oscillation Spectroscopic Survey: Cosmological implications from two decades of spectroscopic surveys at the Apache Point Observatory, *Phys. Rev. D* **103**, 083533 (2021), arXiv:2007.08991 [astro-ph.CO].
- [51] In theoretical particle physics, fermion masses may carry a complex phase and be negative, depending on their CP properties. However, we reiterate that it is the energy (depending on the absolute value of the mass) that enters the Friedmann equations. Hence, negative neutrino masses in cosmology more accurately correspond to negative energies. We use the term effective to emphasize that negative values are unphysical and rather signal the presence of systematic errors, a non-standard cosmological evolution or new neutrino properties.
- [52] C.-P. Ma and E. Bertschinger, Cosmological Perturbation Theory in the Synchronous and Conformal Newtonian Gauges, *Astrophys. J.* **455**, 7 (1995), arXiv:astro-ph/9506072 [astro-ph].
- [53] J. Lesgourgues, The Cosmic Linear Anisotropy Solving System (CLASS) I: Overview, arXiv e-prints , arXiv:1104.2932 (2011), arXiv:1104.2932 [astro-ph.IM].
- [54] J. Lesgourgues and T. Tram, The Cosmic Linear Anisotropy Solving System (CLASS) IV: efficient implementation of non-cold relics, *J. Cosmology Astropart. Phys.* **2011**, 032 (2011), arXiv:1104.2935 [astro-ph.CO].
- [55] J. Torrado and A. Lewis, Cobaya: code for Bayesian analysis of hierarchical physical models, *J. Cosmology Astropart. Phys.* **2021**, 057 (2021), arXiv:2005.05290 [astro-ph.IM].
- [56] E. Rosenberg *et al.*, CMB power spectra and cosmological parameters from Planck PR4 with CamSpec, *MNRAS* **517**, 4620 (2022), arXiv:2205.10869 [astro-ph.CO].
- [57] M. S. Madhavacheril *et al.*, The Atacama Cosmology Telescope: DR6 Gravitational Lensing Map and Cosmological Parameters, *Astrophys. J.* **962**, 113 (2024), arXiv:2304.05203 [astro-ph.CO].
- [58] F. J. Qu *et al.*, The Atacama Cosmology Telescope: A Measurement of the DR6 CMB Lensing Power Spectrum and Its Implications for Structure Growth, *Astrophys. J.* **962**, 112 (2024), arXiv:2304.05202 [astro-ph.CO].
- [59] N. MacCrann *et al.*, The Atacama Cosmology Telescope: Mitigating the Impact of Extragalactic Foregrounds for the DR6 Cosmic Microwave Background Lensing Analysis, *Astrophys. J.* **966**, 138 (2024), arXiv:2304.05196 [astro-ph.CO].
- [60] J. Carron *et al.*, CMB lensing from Planck PR4 maps, *J. Cosmology Astropart. Phys.* **2022**, 039 (2022), arXiv:2206.07773 [astro-ph.CO].
- [61] A. Loureiro *et al.*, Upper Bound of Neutrino Masses from Combined Cosmological Observations and Particle Physics Experiments, *Phys. Rev. Lett.* **123**, 081301 (2019), arXiv:1811.02578 [astro-ph.CO].
- [62] A. G. Riess *et al.*, A Comprehensive Measurement of the Local Value of the Hubble Constant with 1 km s⁻¹ Mpc⁻¹ Uncertainty from the Hubble Space Telescope and the SH0ES Team, *ApJ* **934**, L7 (2022), arXiv:2112.04510 [astro-ph.CO].
- [63] We verified that the level of tension is robust against projection effects [76] by also computing the $\Delta\chi^2$ between the best-fitting models with and without laboratory constraints.
- [64] HSC Collaboration, Cosmological constraints from cosmic shear two-point correlation functions with HSC survey first-year data, *PASJ* **72**, 16 (2020), arXiv:1906.06041 [astro-ph.CO].
- [65] KiDS Collaboration, KiDS-1000 Cosmology: Multi-probe weak gravitational lensing and spectroscopic galaxy clustering constraints, *A&A* **646**, A140 (2021), arXiv:2007.15632 [astro-ph.CO].
- [66] DES Collaboration, Dark Energy Survey Year 3 results: Cosmological constraints from galaxy clustering and weak lensing, *Phys. Rev. D* **105**, 023520 (2022), arXiv:2105.13549 [astro-ph.CO].
- [67] M. von Wietersheim-Kramsta *et al.*, KiDS-SBI: Simulation-Based Inference Analysis of KiDS-1000 Cosmic Shear, arXiv e-prints , arXiv:2404.15402 (2024), arXiv:2404.15402 [astro-ph.CO].
- [68] D. Rubin *et al.*, Union Through UNITY: Cosmology with 2,000 SNe Using a Unified Bayesian Framework, arXiv e-prints , arXiv:2311.12098 (2023), arXiv:2311.12098 [astro-ph.CO].
- [69] DES Collaboration, The Dark Energy Survey: Cosmology Results With ~1500 New High-redshift Type Ia Supernovae Using The Full 5-year Dataset, arXiv e-prints , arXiv:2401.02929 (2024), arXiv:2401.02929 [astro-ph.CO].
- [70] D. Scolnic *et al.*, The Pantheon+ Analysis: The Full Data Set and Light-curve Release, *Astrophys. J.* **938**, 113 (2022), arXiv:2112.03863 [astro-ph.CO].
- [71] D. Brout *et al.*, The Pantheon+ Analysis: Cosmological Constraints, *Astrophys. J.* **938**, 110 (2022), arXiv:2202.04077 [astro-ph.CO].
- [72] As we prepared this manuscript, Ref. [77] presented an analysis with negative neutrino masses, reaching different conclusions about dark energy and the expansion history. These differences warrant further investigation.
- [73] A. Ashtari Esfahani *et al.*, Determining the neutrino mass with cyclotron radiation emission spectroscopy—Project 8, *Journal of Physics G Nuclear Physics* **44**, 054004 (2017), arXiv:1703.02037 [physics.ins-det].
- [74] SuperNEMO Collaborations, Latest Results from NEMO-3 & Status of the SuperNEMO Experiment, in *Journal of Physics Conference Series*, Journal of Physics Conference Series, Vol. 888 (IOP, 2017) p. 012033.
- [75] D. Q. Adams *et al.*, Search for double-beta decay of ¹³⁰Te to the 0⁺ states of ¹³⁰Xe with CUORE, *European Physical Journal C* **81**, 567 (2021), arXiv:2101.10702 [nucl-ex].
- [76] H. E. Noriega and A. Aviles, Unveiling Neutrino Masses: Insights from Robust (e)BOSS Data Analysis and Prospects for DESI and Beyond, arXiv e-prints , arXiv:2407.06117 (2024), arXiv:2407.06117 [astro-ph.CO].
- [77] D. Green and J. Meyers, The Cosmological Preference for Negative Neutrino Mass, arXiv e-prints , arXiv:2407.07878 (2024), arXiv:2407.07878 [astro-ph.CO].