

# Weak-instrument-robust subvector inference in instrumental variables regression: A subvector Lagrange multiplier test and properties of subvector Anderson-Rubin confidence sets

Malte Londschien<sup>1,2,\*</sup> and Peter Bühlmann<sup>1</sup>

<sup>1</sup>Seminar for Statistics, ETH Zürich, Switzerland

<sup>2</sup>AI Center, ETH Zürich, Switzerland

November 2024

## Abstract

We propose a weak-instrument-robust subvector Lagrange multiplier test for instrumental variables regression. We show that it is asymptotically size-correct under a technical condition. This is the first weak-instrument-robust subvector test for instrumental variables regression to recover the degrees of freedom of the commonly used non-weak-instrument-robust Wald test. Additionally, we provide a closed-form solution for subvector confidence sets obtained by inverting the subvector Anderson-Rubin test. We show that they are centered around a  $k$ -class estimator. Also, we show that the subvector confidence sets for single coefficients of the causal parameter are jointly bounded if and only if Anderson's likelihood-ratio test rejects the hypothesis that the first-stage regression parameter is of reduced rank, that is, that the causal parameter is not identified. Finally, we show that if a confidence set obtained by inverting the Anderson-Rubin test is bounded and nonempty, it is equal to a Wald-based confidence set with a data-dependent confidence level. We explicitly compute this Wald-based confidence test.

**Keywords** causal inference, instrumental variables regression, weak instruments, test inversion

## 1 Introduction

Instrumental variables regression is essential for empirical economics. Identifying the causal effect requires at least as many instruments as endogenous (confounded) variables. Finding valid instruments is difficult in practice, so historically much research considers the causal effect of a single endogenous variable, instrumented by another. However, the trend is towards the availability of larger and more detailed data, allowing modeling settings with more endogenous variables.

For causal effect estimation to influence policy, uncertainty quantification is essential. Typically, tests based on the estimator's asymptotic normality are used to construct confidence sets and  $p$ -values. Staiger and Stock (1997) note that in many applications, the signal-to-noise ratio in

---

\*Corresponding Author: malte.londschien@ai.ethz.ch

the first stage is low, leading to size distortion of such tests. They prove that, for a single instrument and endogenous variable, if the expected first-stage  $F$ -statistic exceeds 10, asymptotically, Wald-based 95% confidence sets have at least 85% coverage. This resulted in the following widely adopted heuristic: If the first-stage  $F$ -statistic is greater than 10, the instrument is considered strong, and Wald-based confidence sets are considered valid.

We believe such pre-testing is flawed. Even though the heuristic is applied more generally, Staiger and Stock’s (1997) results for the Wald test’s size do not apply for multiple instruments or multiple endogenous variables (Stock and Yogo, 2005). On the other hand, pre-testing might be too conservative, preventing inference given weak instruments but a strong causal effect.

An alternative is using weak-instrument-robust tests. These include the Anderson-Rubin test (Anderson and Rubin, 1949), Kleibergen’s (2002) Lagrange multiplier test, and Moreira’s (2003) conditional likelihood-ratio test. They have the correct size asymptotically, even if the signal-to-noise ratio in the first stage decreases such that the first-stage  $F$ -statistic is of constant order (weak instrument asymptotics).

For multiple endogenous variables, multidimensional confidence sets for the causal parameter are difficult to interpret. Subvector confidence sets for individual coefficients of the causal parameter, similar to  $t$ -test-based confidence intervals in linear regression, are more useful. A naive approach to construct such subvector confidence sets is by projecting the multidimensional confidence set onto the coefficient of interest. However, this results in a loss of power.

Subvector variants of the Anderson-Rubin and conditional likelihood-ratio tests have been proposed by Guggenberger et al. (2012) and Kleibergen (2021). However, with more instruments than endogenous variables, the limiting distributions have higher degrees of freedom than the corresponding Wald test. Consequently, additional instruments, for example by modeling non-linear relations with interactions and non-linear basis expansions, possibly increase the size of the confidence sets. This is undesirable, as the additional instruments should improve identification.

We propose a subvector variant of the Lagrange multiplier test. This recovers the degrees of freedom of the Wald test, independently of the number of instruments. To our knowledge, this is the first weak-instrument-robust subvector test in instrumental variables regression to achieve this. Our test fills a gap in the weak-instrument-robust testing literature for instrumental variables regression, as shown in table 1.

	Anderson-Rubin	Lagrange multiplier	conditional likelihood-ratio
complete	Anderson and Rubin (1949)	Kleibergen (2002)	Moreira (2003)
subvector	Guggenberger et al. (2012)	<b>this work</b>	Kleibergen (2021)

Table 1: Overview of weak-instrument-robust tests for instrumental variables regression.

Dufour and Taamouti (2005) note that the confidence sets obtained by inverting the Anderson-Rubin test are quadrics, as are their projections. We provide a closed-form solution for the confidence sets using the more powerful critical values by Guggenberger et al. (2012), and show that they are centered around a  $k$ -class estimator. Additionally, we prove that the subvector confidence sets for a single coefficient of the causal parameter are jointly bounded if and only if Anderson’s (1951) likelihood-ratio test rejects the hypothesis that the first-stage regression parameter is of reduced rank, that is, that the causal parameter is not identified. Finally, we show that if the confidence set obtained by inverting the Anderson-Rubin test is bounded and nonempty, it is equal to a Wald-based confidence set around a  $k$ -class estimator. We explicitly compute the  $k$ -class estimator’s  $\kappa$  parameter and the Wald confidence set’s confidence level.

We implement k-class estimators, the (subvector) Anderson-Rubin, (conditional) likelihood-ratio, Lagrange multiplier, and Wald tests, and the confidence sets obtained by inversion in our open-source software package `ivmodels` for Python. We hope that this simplifies and thus possibly popularizes the use of weak-instrument-robust tests in empirical research. The `ivmodels` software package is available on PyPI and `conda-forge`. See the GitHub repository at [github.com/mlondschiem/ivmodels](https://github.com/mlondschiem/ivmodels) and the documentation at [ivmodels.readthedocs.io](https://ivmodels.readthedocs.io) for more details. Code and instructions to reproduce the tables and figures in this paper are available at [github.com/mlondschiem/ivmodels-simulations](https://github.com/mlondschiem/ivmodels-simulations).

We also provide a novel practical consideration for the implementation of the conditional likelihood-ratio test, including the setting where coefficients of included exogenous regressors are of interest, in appendices E.3 and F. Finally, we provide a review of the weak-instrument-robust testing literature in appendix A.

## 2 Main results

We present our main contributions in sections 2.1 and 2.2. We provide a selective review of the literature on weak-instrument-robust inference for instrumental variables regression in appendix A, which also contains the proofs of our main results. We encourage readers not familiar with this literature to read appendix A first.

Consider a linear instrumental variables regression model with multiple endogenous covariates. In a typical application, one wishes to make (subvector) inferences for each component of the causal parameter. To model this, we split the endogenous covariates and the components of the causal parameter into two parts, formalized in model 1. Our parameter of interest is  $\beta_0$  and we treat  $\gamma_0$ ,  $\Pi_X$ , and  $\Pi_W$  as nuisance parameters.

**Model 1.** *Let  $y_i = X_i^T \beta_0 + W_i^T \gamma_0 + \varepsilon_i \in \mathbb{R}$  with  $X_i = Z_i^T \Pi_X + V_{X,i} \in \mathbb{R}^{m_x}$  and  $W_i = Z_i^T \Pi_W + V_{W,i} \in \mathbb{R}^{m_w}$  for random vectors  $Z_i \in \mathbb{R}^k$ ,  $V_{X,i} \in \mathbb{R}^{m_x}$ ,  $V_{W,i} \in \mathbb{R}^{m_w}$ , and  $\varepsilon_i \in \mathbb{R}$  for  $i = 1 \dots, n$  and parameters  $\Pi_X \in \mathbb{R}^{k \times m_x}$ ,  $\Pi_W \in \mathbb{R}^{k \times m_w}$ ,  $\beta_0 \in \mathbb{R}^{m_x}$ , and  $\gamma_0 \in \mathbb{R}^{m_w}$ . We call the  $Z_i$  instruments, the  $X_i$  endogenous covariates of interest, the  $W_i$  endogenous covariates not of interest, and the  $y_i$  outcomes. The  $V_{X,i}$ ,  $V_{W,i}$ , and  $\varepsilon_i$  are errors. These need not be independent across observations. Let  $Z \in \mathbb{R}^{n \times k}$ ,  $X \in \mathbb{R}^{n \times m_x}$ ,  $W \in \mathbb{R}^{n \times m_w}$ , and  $y \in \mathbb{R}^n$  be the matrices of stacked observations.*

*In strong instrument asymptotics, we assume that  $\Pi := (\Pi_X \quad \Pi_W)$  is fixed for all  $n$  and of full column rank  $m := m_x + m_w$ . In weak instrument asymptotics (Staiger and Stock, 1997), we assume that  $\sqrt{n} \Pi = \sqrt{n} (\Pi_X \quad \Pi_W)$  is fixed and of full column rank  $m$ . Thus,  $\Pi = \mathcal{O}(\frac{1}{\sqrt{n}})$ . Both asymptotics imply that  $k \geq m$ .*

See figure 4 in appendix A for causal graphs visualizing model 1.

In practice, it is common that additional exogenous covariates  $C_i$  with  $\text{Cov}(C_i, \varepsilon_i) = 0$  enter the model equation  $y_i = X_i^T \beta_0 + W_i^T \gamma_0 + C_i^T \alpha_0 + \varepsilon_i$ . One can reduce this to model 1 by replacing  $y$ ,  $X$ ,  $W$ , and  $Z$  with their residuals after regressing out  $C$ . This also allows for the inclusion of an intercept by centering the data. See appendix E for details.

In standard asymptotics, the expected first-stage  $F$ -statistic (or its multivariate extension, see appendix D) grows with the sample size. Staiger and Stock (1997) note that in many applications, even though the sample size  $n$  is large, the  $F$ -statistic for regressing  $X$  on  $Z$  is small. In these settings, standard asymptotics no longer apply, motivating weak instrument asymptotics, where the first-stage  $F$ -statistic is of constant order.

We assume that a central limit theorem applies to the sums  $Z^T \varepsilon$ ,  $Z^T V_X$ , and  $Z^T V_W$ .

**Assumption 1.** *Let*

$$\Psi := (\Psi_\varepsilon \quad \Psi_{V_X} \quad \Psi_{V_W}) := (Z^T Z)^{-1/2} Z^T (\varepsilon \quad V_X \quad V_W) \in \mathbb{R}^{k \times (1+m)}.$$

Assume there exist  $\Omega \in \mathbb{R}^{(1+m) \times (1+m)}$  and  $Q \in \mathbb{R}^{k \times k}$  positive definite such that, as  $n \rightarrow \infty$ ,

- (a)  $\frac{1}{n} (\varepsilon \quad V_X \quad V_W)^T (\varepsilon \quad V_X \quad V_W) \xrightarrow{\mathbb{P}} \Omega$ ,
- (b)  $\text{vec}(\Psi) \xrightarrow{d} \mathcal{N}(0, \Omega \otimes \text{Id}_k)$ , and
- (c)  $\frac{1}{n} Z^T Z \xrightarrow{\mathbb{P}} Q$ ,

where  $\text{Cov}(\text{vec}(\Psi)) = \Omega \otimes \text{Id}_k$  means  $\text{Cov}(\Psi_{i,j}, \Psi_{i',j'}) = 1_{i=i'} \cdot \Omega_{j,j'}$ .

Assumption 1 is equivalent to the assumption made by Kleibergen (2002) and Staiger and Stock (1997) and is implied by assumptions made by Guggenberger et al. (2012), Guggenberger et al. (2019), and Kleibergen (2021). In lemma 10 in appendix A we show that if the  $(Z_i, \varepsilon_i, V_{X,i}, V_{W,i})$  are i.i.d. with finite second moments and conditional homoscedasticity, then assumption 1 holds.

## 2.1 A subvector Lagrange multiplier test

For any  $A \in \mathbb{R}^{p \times q}$ , let  $P_A := A(A^T A)^\dagger A^T$ , where  $\dagger$  denotes the Moore–Penrose inverse, be the projection matrix onto the column span of  $A$ . Write  $M_A := \text{Id}_p - P_A$  for the projection onto its orthogonal complement.

**Definition 1.** *Let*

$$\tilde{S}(\beta, \gamma) := (X \quad W) - (y - X\beta - W\gamma) \frac{(y - X\beta - W\gamma)^T M_Z (X \quad W)}{(y - X\beta - W\gamma)^T M_Z (y - X\beta - W\gamma)}.$$

The subvector Lagrange multiplier test statistic is

$$\text{LM}(\beta) := (n - k) \min_{\gamma \in \mathbb{R}^{m_w}} \frac{(y - X\beta - W\gamma)^T P_{P_Z \tilde{S}(\beta, \gamma)} (y - X\beta - W\gamma)}{(y - X\beta - W\gamma)^T M_Z (y - X\beta - W\gamma)}. \quad (1)$$

This reduces to Kleibergen’s (2002) Lagrange multiplier test (see definition 36 in appendix A.3) if  $m_w = 0$ .

**Technical condition 1.** *Assume there exists a  $\gamma^* \in \mathbb{R}^{m_w}$  such that*

$$\gamma^* = \gamma_0 + (\Pi_W^T Z^T P_{P_Z \tilde{S}(\beta_0, \gamma^*)} W)^{-1} \Pi_W^T Z^T P_{P_Z \tilde{S}(\beta_0, \gamma^*)} \varepsilon,$$

or, equivalently,

$$\Pi_W^T Z^T P_{P_Z \tilde{S}(\beta_0, \gamma^*)} (\varepsilon + W(\gamma_0 - \gamma^*)) = 0.$$

**Theorem 2.** *Consider model 1 and assume assumption 1 and technical condition 1 hold. Under the null  $\beta = \beta_0$ , under both strong and weak instrument asymptotics, the subvector Lagrange multiplier test statistic is bounded from above by a random variable that is asymptotically  $\chi^2(m_x)$  distributed.*

See proof in section A.3 . This directly implies the following corollary:

**Corollary 3.** *Consider model 1 and assume assumption 1 and technical condition 1 hold. Let  $F_{\chi^2(m_x)}$  be the cumulative distribution function of a chi-squared random variable with  $m_x$  degrees of freedom. Under model 1 and both strong and weak instrument asymptotics, a test that rejects the null  $H_0 : \beta = \beta_0$  whenever  $\text{LM}(\beta) > F_{\chi^2(m_x)}^{-1}(1 - \alpha)$  has asymptotic size at most  $\alpha$ .*

Thus, the weak-instrument-robust subvector Lagrange multiplier test achieves the same degrees of freedom as the commonly used Wald test (see definition 22 in appendix A.3) that is not robust to weak instruments. To our knowledge, this is the first weak-instrument-robust subvector test for the causal parameter in instrumental variables regression to achieve this. The subvector Lagrange multiplier test fills a gap in the literature on weak-instrument-robust inference for instrumental variables regression, as shown in table 1.

Minimization over  $\gamma$  in (1) is not equivalent to plugging in the LIML estimator (see definition 15 in appendix A.2) using outcomes  $y - X\beta$ , covariates  $W$ , and instruments  $Z$ . In fact, Guggenberger et al. (2012) propose a data-generating process for which the subvector Lagrange multiplier test obtained by plugging in the LIML is size distorted. We numerically analyze the size (and power) of various tests under (a variant of) Guggenberger et al.’s (2012) data-generating process in sections 3.1 and 3.2. Our proposed subvector Lagrange multiplier test is size-correct and substantially more powerful than their subvector Anderson-Rubin test, which uses  $\chi^2(k - m_w)$  critical values. We compare properties of various tests in instrumental variables regression in table 2.

	degrees of freedom	subvector degrees of freedom	weak instrument robust?	closed-form confidence set?	possibly empty?	possibly unbounded?
Wald	$m$	$m_x$	No	Yes	No	No
LR	$m$	$m_x$	No	Yes	No	Yes
AR	$k$	$k - m_w$	Yes	Yes	Yes	Yes
LM	$m$	$m_x$	Yes	No	No	Yes
CLR	in-between	in-between	Yes	No	No	Yes

Table 2: Properties of various tests for the causal parameter in instrumental variables regression. See appendix A.3 for details on the tests.

In practice, finding valid instruments is challenging and applications where the number of instruments is much larger than the number of endogenous covariates are rare. However, we encourage improving identification by modeling non-linear relations between instruments and endogenous covariates with interactions and non-linear basis expansions. If using the non-weak-instrument-robust Wald test, the addition of such instruments possibly decreases the concentration parameter  $\mu^2/k := n \cdot \lambda_{\min}(\Omega_V^{-1}\Pi^T Q \Pi)/k$  (see appendix D), degrading the test’s approximation quality and possibly leading to size distortion. If using the weak-instrument-robust Anderson-Rubin test, the critical values increase with the number of instruments, and additional instruments possibly increase the size of confidence intervals. These issues do not affect the subvector Lagrange multiplier test, which is robust to weak instruments and whose critical values do not depend on the number of instruments, as described by theorem 2.

In section 4, we apply various tests to data from Card (1995) and Tanaka et al. (2010). The addition of instrument interactions generally leads to smaller  $p$ -values for the Lagrange multiplier test, which is not the case for the Anderson-Rubin and conditional likelihood-ratio tests.

Even if there is only one endogenous covariate, subvector inference is needed to construct weak-instrument-robust confidence sets for included exogenous covariates. In a typical instrumental variables specification, inference is needed for the causal effect of endogenous covariates after accounting for included exogenous covariates. However, there are also use cases where the focus is on the causal effect of an exogenous covariate after accounting for an endogenous covariate, and instruments are required to identify the nuisance parameter (Thams et al., 2022). For example, Tanaka et al. (2010) discuss the effect of (exogenous) gender on risk preferences, after accounting for income. See section 4.2 for details.

We were unable to prove that the technical condition 1 holds in general with high probability and leave this as future work. However, we empirically observe that the statement of theorem 2 holds in great generality for finite sample sizes, see also section 3. We thus conjecture the following:

**Conjecture 4.** *Technical condition 1 holds with probability tending to 1 as  $n \rightarrow \infty$ .*

The optimization problem in definition 1 is non-convex and thus difficult to solve. In our `ivmodels` software package, which was used for the simulations in section 3, we use the quasi-Newton method of Broyden–Fletcher–Goldfarb–Shannon (BFGS). This is the default option of `scipy.optimize.minimize` in Python. While this is not guaranteed to find the global optimum, in practice we observe that it suffices to find a local optimum next to the LIML for the test to be size-correct. See appendix G for details.

## 2.2 Closed-form subvector confidence sets obtained by inverting the Anderson-Rubin test

The Anderson-Rubin test is an important test for instrumental variables regression. Anderson and Rubin (1949) showed that the statistic is asymptotically  $\chi^2(k)/k$  distributed, independently of instrument strength. Guggenberger et al. (2012) proposed the following subvector variant.

**Definition 5.** *The subvector Anderson-Rubin test statistic is*

$$\begin{aligned} \text{AR}(\beta) &:= \min_{\gamma \in \mathbb{R}^{m_w}} \frac{n-k}{k-m_w} \frac{(y - X\beta - W\gamma)^T P_Z (y - X\beta - W\gamma)}{(y - X\beta - W\gamma)^T M_Z (y - X\beta - W\gamma)} \\ &= \frac{n-k}{k-m_w} \frac{(y - X\beta - W\hat{\gamma}_{\text{LIML}})^T P_Z (y - X\beta - W\hat{\gamma}_{\text{LIML}})}{(y - X\beta - W\hat{\gamma}_{\text{LIML}})^T M_Z (y - X\beta - W\hat{\gamma}_{\text{LIML}})}, \end{aligned}$$

where  $\hat{\gamma}_{\text{LIML}}$  is the LIML estimator using outcomes  $y - X\beta$ , covariates  $W$ , and instruments  $Z$ .

Guggenberger et al. (2012) showed that under model 1 and assumption 1, the subvector Anderson-Rubin test statistic is asymptotically bounded from above by a  $\chi^2(k - m_w)/(k - m_w)$  distributed random variable, also independently of instrument strength (see proposition 26 in appendix A.3). This yields weak-instrument-robust confidence sets for subvectors of the causal parameter via test inversion:

$$\text{CI}_{\text{AR}}(1 - \alpha) := \{\beta \in \mathbb{R}^{m_x} \mid (k - m_w) \cdot \text{AR}(\beta) \leq F_{\chi^2(k - m_w)}^{-1}(1 - \alpha)\}.$$

We give an explicit form for these confidence sets.

**Proposition 6.** *The inverse Anderson-Rubin test confidence sets describe quadrics in  $\mathbb{R}^{m_x}$ . Let  $S := \begin{pmatrix} X & W \end{pmatrix}$  and  $B \in \mathbb{R}^{m_x \times m}$  have ones on the diagonal and zeros elsewhere. Let  $F_{\chi^2(k-m_w)}$  denote the cumulative distribution function of a  $\chi^2(k-m_w)$  random variable and let*

$$\hat{\beta}_k(\kappa) := (S^T(\text{Id}_n - \kappa M_Z)S)^\dagger S^T(\text{Id}_n - \kappa M_Z)y$$

be the  $k$ -class estimator for  $(\beta_0^T, \gamma_0^T)^T$ , where  $\dagger$  denotes the Moore-Penrose pseudoinverse. Define

$$\kappa_{\text{AR}}(\alpha) = 1 + F_{\chi^2(k-m_w)}^{-1}(1-\alpha)/(n-k), \quad \hat{\sigma}^2(\kappa) := \frac{1}{n-k} \|M_Z(y - S\hat{\beta}_k(\kappa))\|^2, \quad \text{and}$$

$$A(\kappa) := \left( B (S^T(\text{Id}_n - \kappa M_Z)S)^{-1} B^T \right)^{-1} = X^T(\text{Id}_n - \kappa M_Z)X \\ - X^T(\text{Id}_n - \kappa M_Z)W (W^T(\text{Id}_n - \kappa M_Z)W)^{-1} W^T(\text{Id}_n - \kappa M_Z)X.$$

If  $m_w > 0$ , let  $\kappa_{\text{max}} := \lambda_{\min}((W^T M_Z W)^{-1} W^T P_Z W) + 1$ . Else  $\kappa_{\text{max}} := \infty$ .

If  $\kappa_{\text{AR}}(\alpha) \leq \kappa_{\text{max}}$ , then

$$\text{CI}_{\text{AR}}(1-\alpha) = \left\{ \beta \in \mathbb{R}^{m_x} \mid \left( \beta - B\hat{\beta}_k(\kappa_{\text{AR}}(\alpha)) \right)^T A(\kappa_{\text{AR}}(\alpha)) \left( \beta - B\hat{\beta}_k(\kappa_{\text{AR}}(\alpha)) \right) \right. \\ \left. \leq \hat{\sigma}^2(\kappa_{\text{AR}}(\alpha)) \cdot \left( F_{\chi^2(k-m_w)}^{-1}(1-\alpha) - k \text{AR}(\hat{\beta}_k(\kappa_{\text{AR}}(\alpha))) \right) \right\}.$$

Else,  $\text{CI}_{\text{AR}}(1-\alpha) = \mathbb{R}^{m_x}$ .

For the proof of proposition 6, see the proof of proposition 40 in appendix A.4. In proposition 40, we also compute the closed-form solutions of the subvector inverse Wald and likelihood ratio tests. To derive conditions for the subvector inverse Anderson-Rubin test confidence sets to be bounded, we introduce the following technical condition.

**Technical condition 2.** *Let  $S = \begin{pmatrix} X & W \end{pmatrix}$ .*

(a) *If  $m_w > 0$ , then*

$$\lambda := \lambda_{\min}((S^T M_Z S)^{-1} S^T P_Z S) < \lambda_{\min}((X^T M_Z X)^{-1} X^T P_Z X),$$

*or, equivalently,*

$$\lambda_{\min}(X^T(P_Z + (1-\lambda)M_Z)X) > 0.$$

(b) *Let  $S^{(-i)}$  be  $S$  with the  $i$ -th column removed. Then, for all  $i = 1, \dots, m$ ,*

$$\lambda < \lambda_{\min}\left((S^{(-i)T} M_Z S^{(-i)})^{-1} S^{(-i)T} P_Z S^{(-i)}\right)$$

*or, equivalently,*

$$\lambda_{\min}\left(S^{(-i)T}(P_Z + (1-\lambda)M_Z)S^{(-i)}\right) > 0.$$

This condition is similar to technical condition 3, which is required for the  $k$ -class interpretation of the LIML estimator (see theorem 19 in appendix A.2) and assumed implicitly in most texts on instrumental variables regression. If the noise in model 1 is absolutely continuous with respect to the Lebesgue measure, then technical condition 2 holds with probability one.

**Proposition 7.** *Assume technical condition 2 (a). Let  $\alpha > 0$ . Let*

$$\begin{aligned} J_{\text{LIML}} &:= (k - m_w) \cdot \min_b \text{AR}(b) \\ &= (n - k) \lambda_{\min} \left( \left( (X \ W \ y)^T M_Z (X \ W \ y) \right)^{-1} (X \ W \ y)^T P_Z (X \ W \ y) \right) \end{aligned}$$

be the LIML variant of the J-statistic (see definition 48) and let

$$\lambda = (n - k) \lambda_{\min} \left( \left( (X \ W)^T M_Z (X \ W) \right)^{-1} (X \ W)^T P_Z (X \ W) \right).$$

be Anderson's (1951) likelihood-ratio test statistic of reduced rank (see corollary 51). Then the (subvector) inverse Anderson-Rubin test confidence set  $\text{CI}_{\text{AR}}(1 - \alpha)$  is bounded and nonempty if and only if

$$J_{\text{LIML}} \leq F_{\chi^2(k-m_w)}^{-1}(1 - \alpha) < \lambda \Leftrightarrow 1 - \alpha \in [F_{\chi^2(k-m_w)}(J_{\text{LIML}}), F_{\chi^2(k-m_w)}(\lambda)].$$

For the proof of proposition 7, see the proof of proposition 41 in appendix A.4. Proposition 41 additionally provides a condition for the (subvector) inverse likelihood-ratio test confidence set to be bounded. If the technical condition 2 (a) does not hold, then the subvector inverse Anderson-Rubin test confidence set for  $1 - \alpha = F_{\chi^2(k-m_w)}^{-1}(\lambda)$  may be bounded. See also figure 5 in appendix A.4.

One is typically interested in subvector inference for a single component of the causal parameter, that is,  $m_x = 1$ , as this is easier to interpret. We characterize when the subvector inverse Anderson-Rubin test confidence sets for individual components are (jointly) bounded and nonempty (thus, forming confidence intervals).

**Corollary 8.** *Consider structural equations  $y_i = S_i^T \beta_0 + \varepsilon_i$  and  $S_i = Z_i^T \Pi + V_i$ . We are interested in inference for each component of the causal parameter  $\beta_0$ . Thus, for each covariate  $i = 1, \dots, m$ , we separate  $X \leftarrow S^{(i)}$  and  $W \leftarrow S^{(-i)}$  and construct confidence intervals  $\text{CI}_{\text{AR}}^{(i)}(1 - \alpha)$  for the  $i$ -th component of  $\beta_0$ . Assume technical condition 2 (b). Then*

- (a) *The subvector inverse Anderson-Rubin test confidence sets are jointly (un)bounded. That is, if  $\text{CI}_{\text{AR}}^{(i)}(1 - \alpha)$  is (un)bounded for any  $i$ , then  $\text{CI}_{\text{AR}}^{(i)}(1 - \alpha)$  is (un)bounded for all  $i$ .*
- (b) *The subvector inverse Anderson-Rubin test confidence sets at level  $\alpha$  are bounded (and thus confidence intervals) if and only if Anderson's (1951) likelihood-ratio test rejects the null hypothesis that  $\Pi$  is of reduced rank at level  $\alpha$ .*
- (c) *The subvector inverse Anderson-Rubin test confidence sets are jointly (non)empty. That is, if  $\text{CI}_{\text{AR}}^{(i)}(1 - \alpha)$  is (non)empty for any  $i$ , then  $\text{CI}_{\text{AR}}^{(i)}(1 - \alpha)$  is (non)empty for all  $i$ .*
- (d) *The subvector inverse Anderson-Rubin test confidence sets at level  $\alpha$  are jointly empty if and only if the LIML variant of the J-statistic  $J_{\text{LIML}} > F_{\chi^2(k-m+1)}^{-1}(1 - \alpha)$ .*

For the proof of corollary 8, see the proof of corollary 42 in appendix A.4. Corollary 42 additionally gives a condition for the (subvector) inverse likelihood-ratio test confidence sets to be bounded.



Corollary 8 (b) only holds if  $m_x = 1$ , that is, if we are testing a single component of the causal parameter. Otherwise, the condition for boundedness of the inverse Anderson-Rubin test and Anderson’s (1951) likelihood-ratio test for reduced rank use different critical values. See also figure 1 (middle panel), where the 2-dimensional 90% confidence set for the causal parameter is unbounded, even though the  $p$ -value of Anderson’s (1951) likelihood-ratio test for reduced rank is 0.07. As predicted by corollary 8, the 1-dimensional 90% subvector confidence sets are bounded.

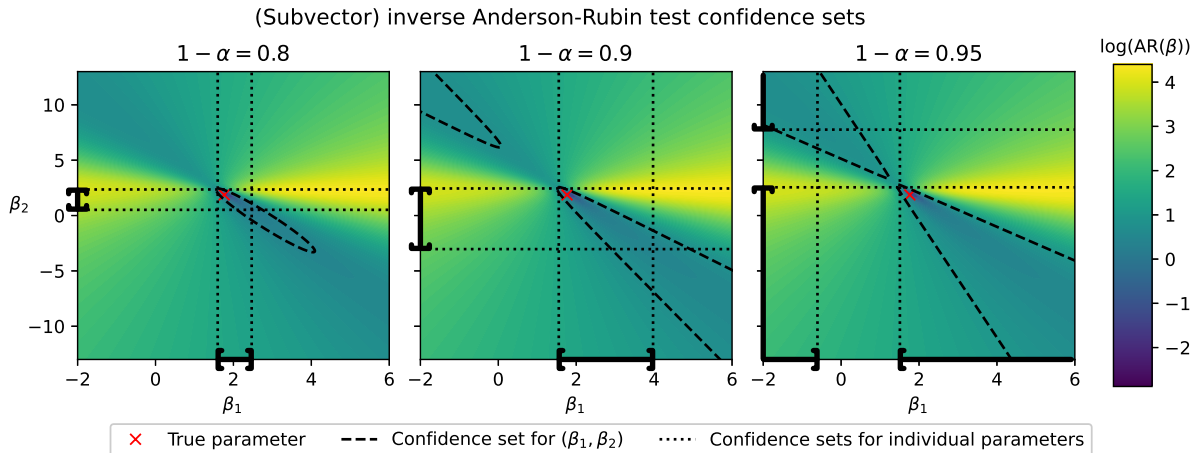


Figure 1: The data was sampled from a Gaussian causal model with  $n = 100, k = 3$ , and  $m_x = m_w = 1$ . The  $p$ -value of Anderson’s (1951) test of reduced rank is 0.07. The confidence sets for  $\beta = (\beta_1, \beta_2)$  are bounded for  $1 - \alpha = 0.8$  and unbounded for  $1 - \alpha = 0.9, 0.95$ . The subvector confidence sets for the individual coefficients are jointly bounded for  $1 - \alpha = 0.8, 0.9$  and unbounded for  $1 - \alpha = 0.95$ . Notably, for  $1 - \alpha = 0.9$ , the confidence set for  $\beta = (\beta_1, \beta_2)$  is unbounded, while the subvector confidence sets for the individual coefficients are bounded. In all cases, the confidence sets for the individual coefficients are substantially smaller than projection-based confidence sets (Dufour and Taamouti, 2005).

On the other hand, the critical values  $F_{\chi^2(k-m+1)}^{-1}(1 - \alpha)$  in corollary 8 (d) do not match those of the LIML variant of the J-statistic  $F_{\chi^2(k-m)}^{-1}(1 - \alpha)$  (see proposition 49 in appendix C). In particular, rejection of the LIML J-test does not imply that the inverse Anderson-Rubin confidence sets are empty.

Dufour and Taamouti (2005) note that if  $m_w = 0$ , confidence sets obtained by inverting the Anderson-Rubin test are quadrics. They propose constructing subvector confidence sets by projection but do not give an explicit closed form for the confidence sets. Nor do they show that the confidence sets are centered around a  $k$ -class estimator. Additionally, they do not use the more powerful  $\chi^2(k - m_w)$  critical values by Guggenberger et al. (2012), resulting in a substantial loss of power, see figure 1.

If  $m = m_x = 1$ , Anderson’s (1951) likelihood-ratio test of reduced rank reduces to the  $F$ -test of the first-stage regression of  $X$  on  $Z$  using  $\chi^2(k)$  critical values. For this special case, Kleibergen (2007) notes that the inverse Anderson-Rubin test confidence sets are unbounded if and only if the first-stage  $F$ -test rejects the null hypothesis of underidentification. For the setting with multiple endogenous covariates ( $m_w > 0$ ), Kleibergen (2021) shows in their theorem 12a that for values of  $\beta$  far from the ground truth, the subset Anderson-Rubin statistic equals Anderson’s (1951) likelihood-ratio test for reduced rank, implying corollary 8 item (b).

See definitions 22 and 29 in appendix A.3 for the definitions of the Wald and likelihood-ratio test statistics. As for the subvector Anderson-Rubin test, the confidence sets obtained by inversion of the subvector Wald and likelihood-ratio tests are quadrics. We derive their closed forms in proposition 40 in appendix A.4. Notably, the closed forms differ only in the critical value and the  $\kappa$  parameter of the k-class estimator they are centered around. From this we derive the following result:

**Proposition 9.** *Let  $\alpha > 0$ . Assume that  $J_{\text{LIML}} \leq F_{\chi^2(k-m_w)}^{-1}(1-\alpha) < \lambda$ . Let*

$$s(\kappa) := y^T(\text{Id}_n - \kappa M_Z)y - y^T(\text{Id}_n - \kappa M_Z)X(X^T(\text{Id}_n - \kappa M_Z)X)^{-1}X^T(\text{Id}_n - \kappa M_Z)y.$$

Recall that  $\kappa_{\text{AR}}(\alpha) = 1 + F_{\chi^2(k-m_w)}^{-1}(1-\alpha)/(n-k)$  and define

$$\begin{aligned} \alpha_{\text{Wald}|\text{AR}}(\alpha) &:= 1 - F_{\chi^2(m_x)}(-s(\kappa_{\text{AR}}(\alpha))/\hat{\sigma}_{\text{Wald}}^2(\kappa_{\text{AR}}(\alpha))) \text{ and} \\ \alpha_{\text{LR}|\text{AR}}(\alpha) &:= 1 - F_{\chi^2(m_x)}^{-1}(F_{\chi^2(k-m_w)}^{-1}(1-\alpha) - J_{\text{LIML}}), \end{aligned}$$

where  $\hat{\sigma}_{\text{Wald}}^2(\kappa) = \frac{1}{n-m} \|y - X\hat{\beta}_k(\kappa)\|^2$ . Then

$$\text{CI}_{\text{AR}}(1-\alpha) = \text{CI}_{\text{LR}}(1-\alpha_{\text{LR}|\text{AR}}(\alpha)) = \text{CI}_{\text{Wald}_{\hat{\beta}_k(\kappa_{\text{AR}}(\alpha))}}(1-\alpha_{\text{Wald}|\text{AR}}(\alpha)).$$

See proof in subsection A.4 .

Note that the condition  $J_{\text{LIML}} \leq F_{\chi^2(k-m_w)}^{-1}(1-\alpha) < \lambda$  applies exactly when the inverse (subvector) Anderson-Rubin confidence set is bounded according to proposition 7. Also, as  $J_{\text{LIML}} = (n-k)(\hat{\kappa}_{\text{LIML}}-1)$  (see appendix C), if  $J_{\text{LIML}} \leq F_{\chi^2(k-m_w)}^{-1}(1-\alpha)$ , then  $\kappa_{\text{AR}}(\alpha) \geq \hat{\kappa}_{\text{LIML}}$ .

### 3 Numerical analysis of the subvector Lagrange multiplier test

In this section, we compare the empirical size and power of the proposed subvector Lagrange multiplier test with other subvector tests.

We start by comparing the empirical sizes of the different tests for the data-generating process proposed by Guggenberger et al. (2012) in section 3.1. As noted by Guggenberger et al. (2012), the subvector variant of the Lagrange multiplier test obtained by plugging in the LIML estimator is size-inflated. The Lagrange multiplier test proposed by us is size-correct.

Next, we compare the power of the different tests using a variation of Guggenberger et al.'s (2012) data-generating process in section 3.2. The subvector Lagrange multiplier test proposed by us has power comparable to the subvector conditional likelihood-ratio test and among the highest power out of the tests that are size-correct according to section 3.1.

Finally, we compare the empirical sizes of the different tests for the data-generating process proposed by Kleibergen (2021) in section 3.3. Again, the subvector Lagrange multiplier test we propose is size-correct.

#### 3.1 Empirical sizes of subvector tests for Guggenberger et al.'s (2012) data-generating process

Guggenberger et al. (2012) suggest a data-generating process under which the subvector variant of the Lagrange multiplier test obtained by plugging in the LIML instead of direct minimization

as in definition 1 is size inflated. In this data-generating process

$$\begin{aligned} m_x = m_w = 1 & & \sqrt{n}\|\Pi_X\| = 100 & & \begin{pmatrix} \varepsilon_i \\ V_{X,i} \\ V_{W,i} \end{pmatrix} \stackrel{\text{i.i.d.}}{\sim} \mathcal{N} \left( 0, \begin{pmatrix} 1 & 0 & 0.95 \\ 0 & 1 & 0.3 \\ 0.95 & 0.3 & 1 \end{pmatrix} \right) \\ k \in \{5, 10, 15, 20, 30\} & & \sqrt{n}\|\Pi_W\| = 1 & & \\ Q = \text{Id}_k & & n|\langle \Pi_W, \Pi_X \rangle| = 95 & & \end{aligned}$$

We simulate according to this model (see appendix H for details) 10'000 times, each time drawing  $n = 1000$  observations, and report the empirical sizes of the different subvector tests in table 3.

$k =$	$\alpha = 0.01$					$\alpha = 0.05$				
	5	10	15	20	30	5	10	15	20	30
AR	0.4%	0.2%	0.1%	0.1%	0.1%	2.7%	2.0%	1.5%	1.1%	0.9%
AR (GKM)	1.2%	0.9%	0.8%	0.8%	0.7%	4.9%	5.1%	4.9%	4.5%	4.0%
CLR	0.3%	0.1%	0.2%	0.1%	0.1%	2.7%	1.9%	1.5%	1.2%	1.2%
LM (ours)	0.3%	0.2%	0.2%	0.3%	0.2%	1.9%	1.7%	1.7%	2.1%	1.8%
LM (LIML)	1.2%	2.6%	4.1%	5.3%	8.3%	6.2%	9.6%	13%	16%	19%
LR	3.0%	7.0%	11%	13%	16%	13%	21%	27%	29%	33%
Wald (LIML)	16%	20%	21%	23%	24%	30%	34%	37%	38%	39%
Wald (TSLS)	35%	51%	59%	62%	70%	57%	72%	79%	82%	86%

Table 3: Empirical sizes of various tests at levels  $\alpha = 0.01, 0.05$ . Based on 10'000 draws from the data-generating process proposed by Guggenberger et al. (2012) with  $n = 1000$ . LM (LIML) is the subvector test obtained by plugging the LIML into the Lagrange multiplier test. AR (GKM) uses the critical values of Guggenberger et al. (2019).

Figure 8 in appendix I shows quantile-quantile plots comparing the  $p$ -values of the different tests to the uniform distribution. The subvector Anderson-Rubin, conditional likelihood-ratio, and Lagrange multiplier tests are size-correct. The likelihood-ratio, both Wald tests, and the subvector Lagrange multiplier test obtained by plugging in the LIML are size-inflated. Empirical sizes of the different subvector tests for  $n = 50$  and 100 are in appendix J. The subvector Anderson-Rubin, conditional likelihood-ratio, and Lagrange multiplier tests are size-correct as long as  $n/k > 2$ .

### 3.2 Power of subvector tests for a variation of Guggenberger et al.'s (2012) data-generating process

Next, we compare the power of different tests using a variation of Guggenberger et al.'s (2012) data-generating process. In the original process, identification is so weak that all size-correct tests have no power above the significance level. To address this, we increase identification by scaling  $\Pi_W$  such that  $\sqrt{n}\|\Pi_W\| = 10$  and  $n|\langle \Pi_W, \Pi_X \rangle| = 950$ . We then plot the power of the different tests in figure 2.

The subvector Anderson-Rubin test with Guggenberger et al.'s (2019) critical values is indistinguishable from the test using  $\chi^2(k - m_w)$  critical values. Both are size-correct but have substantially less power than the (also size-correct) subvector conditional likelihood-ratio and subvector Lagrange multiplier tests. The power curves of the subvector Lagrange multiplier (and its LIML variant) and the subvector conditional likelihood-ratio tests overlap, except for a small region around  $\beta = 0.92$ . Here, the subvector Lagrange multiplier incurs a small loss in power, likely due to the test being a function of the score, which is zero both at the maximum and

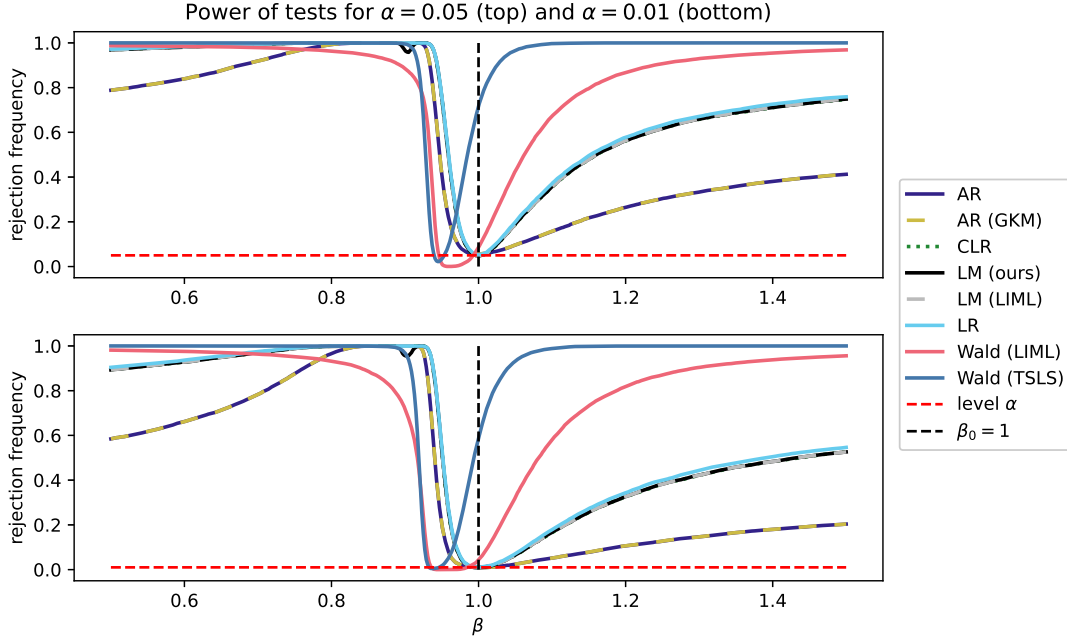


Figure 2: Power curves of various subvector tests, based on 10'000 simulations from the data-generating process proposed by Guggenberger et al. (2012) with  $n = 1000, k = 10$ , but with  $\Pi_W$  scaled such that  $\sqrt{n}\|\Pi_W\| = 10$ . LM (LIML) is the version of the subvector Lagrange multiplier test obtained by plugging in the LIML estimator. AR (GKM) uses the critical values of Guggenberger et al. (2019).

the minimum of the likelihood. In particular, the subvector Lagrange multiplier test proposed by us is among those with the highest power out of the tests that are size-correct according to table 3.

Interestingly, increasing identification such that  $\sqrt{n}\|\Pi_W\| = 10$  makes the likelihood-ratio test with  $\chi^2(m_x)$  critical values size-correct. It has the highest power among the size-correct tests. Both Wald tests are size-inflated.

### 3.3 Empirical sizes of subvector tests for Kleibergen's (2021) data-generating process

Let  $\Omega_{VV \cdot \varepsilon} := \text{Cov}((V_{X,i} \ V_{W,i})) - \text{Cov}((V_{X,i} \ V_{W,i}), \varepsilon_i) \text{Var}(\varepsilon_i)^{-1} \text{Cov}(\varepsilon_i, (V_{X,i} \ V_{W,i}))$  be the covariance of  $(V_{X,i} \ V_{W,i})$  conditional on  $\varepsilon_i$ . Kleibergen (2021) prove that under assumption 1, the distribution of the subvector (conditional) likelihood-ratio test statistic is asymptotically fully captured by

$$R\Lambda^T \Lambda R^T := n\Omega_{VV \cdot \varepsilon}^{-1/2} \Pi^T Q \Pi \Omega_{VV \cdot \varepsilon}^{-1/2},$$

where  $R$  is orthogonal and  $\Lambda$  is diagonal. They parametrize

$$\Lambda = \begin{pmatrix} \sqrt{\lambda_1} & 0 \\ 0 & \sqrt{\lambda_2} \end{pmatrix} \text{ for } 0 \leq \lambda_1, \lambda_2 \leq 100 \text{ and } R = \begin{pmatrix} \cos(\tau) & -\sin(\tau) \\ \sin(\tau) & \cos(\tau) \end{pmatrix} \text{ for } 0 \leq \tau < \pi.$$

We use the same parametrization (see appendix H for details) and present the empirical sizes of the different tests for  $k = 100$  and  $\Omega = \text{Cov}((\varepsilon \ V_X \ V_W)) = \text{Id}_3$  in figure 3. Unlike the

subvector Anderson-Rubin and (conditional) likelihood-ratio statistics, the distribution of the subvector Lagrange multiplier statistic is not fully captured by  $RA^T\Lambda R^T$ . We include additional plots for  $\Omega = \text{Id}_3$  and  $k = 5, 20$  and  $\Omega$  as in Guggenberger et al. (2012) (see section 3.1) and  $k = 5, 20, 100$  in figures 9 to 13 in appendix I. Guggenberger et al.’s (2012) data-generating process corresponds to  $\lambda_1 \approx 1$ ,  $\lambda_2 \approx 120'000$ , and  $\tau \approx 0$ .

In all settings, the subvector Lagrange multiplier test we propose is size-correct. We replicate the size distortion of the variant of the Lagrange multiplier test obtained by plugging in the LIML estimator, as observed by Guggenberger et al. (2012) and Kleibergen (2021).

## 4 Applications

We apply the Wald, subvector Anderson-Rubin, subvector conditional likelihood-ratio, and our proposed subvector Lagrange multiplier test to two real-world datasets. All estimates, test statistics, and  $p$ -values were generated using our `ivmodels` software package for Python. We provide code and instructions to reproduce results at [github.com/mlondschieen/ivmodels-simulations](https://github.com/mlondschieen/ivmodels-simulations).

### 4.1 Card (1995): Using geographic variation in college proximity to estimate the return to schooling

Card (1995) estimates the causal effect of length of education on hourly wages. Their dataset is based on a 1976 subsample of the National Longitudinal Survey of Young Men and contains 3010 observations. It includes years of education obtained by 1976, hourly wages in 1976, age in 1976, and indicators of whether the individual lived close to a public four-year college, a private four-year college, or a two-year college in 1966. The dataset also contains variables or indicators on race, metropolitan area, region, and family background. Card (1995) defines (potential) experience as `age - education - 6`.

Like Card (1995) and Kleibergen (2021), we set log-wages as the outcome, include education, experience, and experience squared as endogenous regressors, and race, metropolitan area, region, and family background indicators or variables as included exogenous regressors.

#### Inference for the causal effect of education of log-wages

We compare three specifications, varying by the number of instruments: (i) Using proximity to a four-year college (public or private), age, and age squared as instruments ( $k = 3$ ). This is similar to column 6 B of Table 3 of (Card, 1995). (ii) Using the three college proximity indicators, age, and age squared as instruments ( $k = 5$ ). This is equal to Kleibergen’s (2021) specification. (iii) Using age, age squared, and the interaction of the college proximity indicators with an indicator of whether both parents obtained less than 12 years of education as instruments ( $k = 8$ ). Card (1995) argue that this is a valid set of instruments, conditionally on family background variables, and report results using these instruments in column 3 of their table 5. We present estimates, test statistics,  $p$ -values, and confidence sets for the causal effect of education on log-wages in table 4 (top).

For all specifications identification is weak, but not too weak to prohibit valid inference. In particular, for all specifications and tests, the causal effect of education on log-wages is significant at level  $\alpha = 0.01$ . Additional instruments improve identification, as measured by Anderson’s (1951) test statistic of reduced rank, which increases from specification (i) to (ii) to (iii). However,

Empirical maximal rejection frequencies over  $\tau \in [0, \pi]$  for  $k = 100$  and  $\Omega = \text{Id}_3$

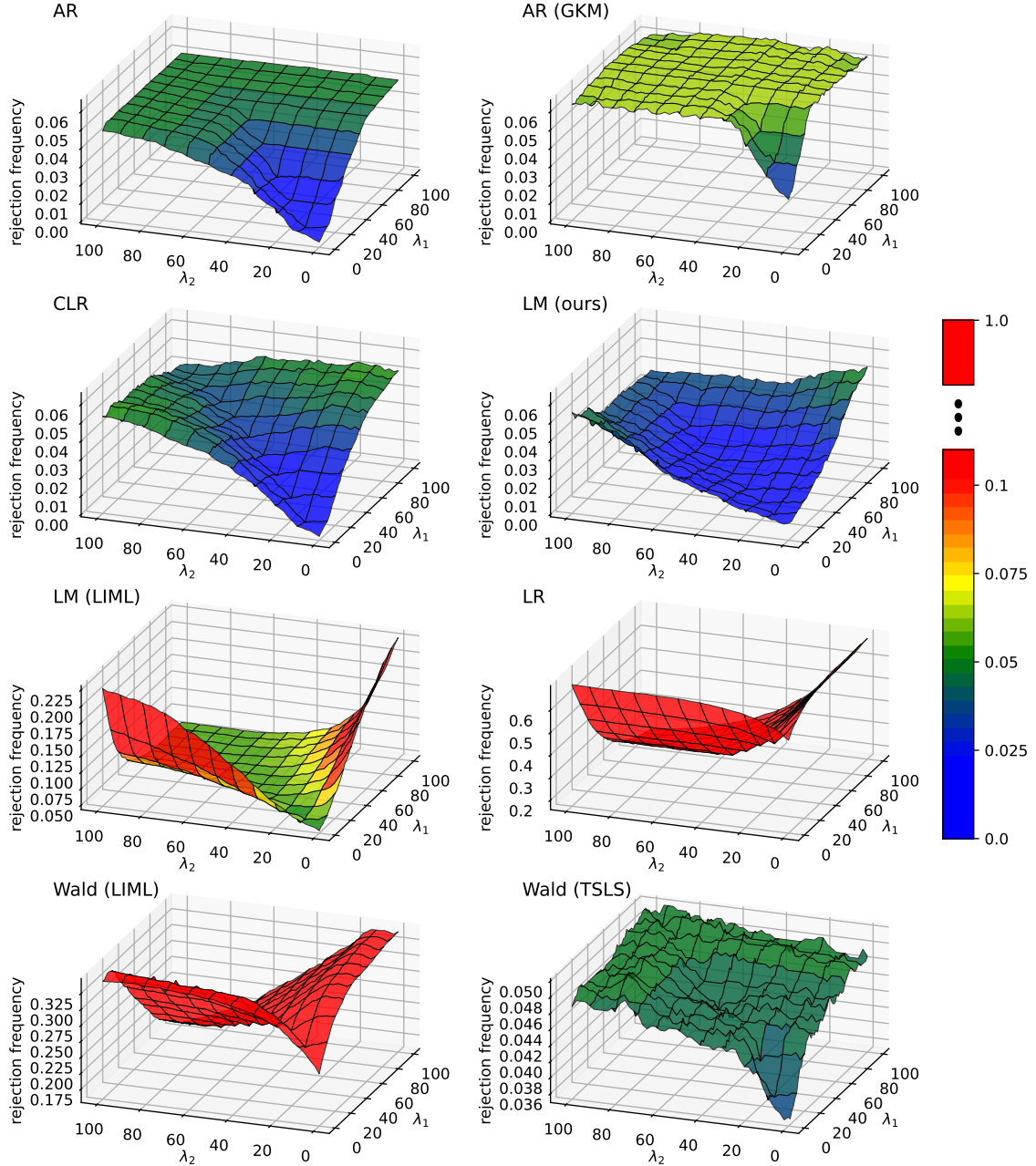


Figure 3: Empirical maximal rejection frequency for  $\alpha = 0.05$  over 25 linearly spaced values of  $\tau$  in  $[0, \tau]$  for various  $\lambda_1, \lambda_2$ . This uses the data-generating process proposed by Kleibergen (2021) with  $k = 100$  and  $\Sigma = \text{Id}_3$ , based on 2500 simulations per  $(\lambda_1, \lambda_2, \tau)$ . As we are taking the maximum over  $\tau$ , values up to around 0.06 are expected for size-correct tests. Blue indicates conservativeness, green indicates near-nominal level, yellow indicates slight above nominal level, and red indicates significantly above-nominal level. LM (LIML) is the version of the subvector Lagrange multiplier test obtained by plugging in the LIML estimator. AR (GKM) uses the critical values of Guggenberger et al. (2019).

as the critical value of the Anderson-Rubin and conditional likelihood ratio tests increase with the number of instruments, the smallest  $p$ -values and confidence sets are achieved at specification (ii). This is in contrast to the Lagrange multiplier test, whose  $p$ -value is smallest for specification (iii). Still, the  $p$ -values of the conditional likelihood-ratio tests are smaller than those of the Lagrange multiplier test. Also, the confidence sets obtained by inversion of the Lagrange multiplier test are the only ones that are not intervals and contain negative numbers. This is due to the effect of the score being zero both at the minimum and maximum of the likelihood. See figure 14 in appendix I for the  $p$ -values of the tests for varying values of  $\beta$ .

### **Inference of the causal effect of education of log-wages for non-blacks**

A natural extension of the above specifications investigates how the causal effect of education on log-wages differs by race. For this, we keep specifications (i), (ii), and (iii), but add the interaction between education and a race indicator to the set of endogenous variables and interact the instruments other than age and age squared with race. We present estimates, test statistics,  $p$ -values, and confidence sets for the causal effect of education on log-wages for non-blacks in table 4 (bottom).

Again, identification is weak, but not too weak to prohibit valid inference. Anderson’s (1951) statistic of reduced rank increases from specification (i) to (ii) to (iii). Again, the smallest  $p$ -values and confidence sets for the Anderson-Rubin and conditional likelihood-ratio test are achieved at specification (ii), whereas the Lagrange multiplier test achieves the smallest  $p$ -value at specification (iii) with  $k = 14$ . The  $p$ -value of the Lagrange multiplier test for specification (iii) is the smallest among all specifications and weak-instrument-robust tests. Still, the confidence sets obtained by inversion of the Lagrange multiplier test are disconnected and include negative numbers. If one discards the negative part of the confidence set, for example as such values are unlikely according to economic theory, the remaining confidence interval is smallest among those obtained by inverting weak-instrument-robust tests.

The causal effect of education on wages for blacks was not significant at level  $\alpha = 0.2$  for any of the tests of interest. We present estimates, test statistics,  $p$ -values, and confidence sets for the causal effect of education on log-wages for non-blacks in table 8 in appendix J.

## **4.2 Tanaka et al. (2010): Risk and time preferences: Linking experimental and household survey data from vietnam**

Tanaka et al. (2010) study causes of risk preferences in Vietnam. Individuals from 25 households were interviewed for each of 289 villages. Tanaka et al. (2010) work with a subsample of in total 181 households from 9 villages. From the interviews, they estimate measures of risk preferences, including the curvature of the utility function. This is the dependent variable in the specifications of our interest. Also measured is household income, which the Tanaka et al. (2010) split into the village means and the household’s income relative to the village mean. These regressors are assumed to be endogenous. Also measured are gender, age, education, distance to market, and whether the individual is Chinese or not. These variables are included as exogenous regressors. Finally, rainfall in the village and an indicator of whether the head of the household can work is measured. Tanaka et al. (2010) use these as instruments for the household income variables.

We consider two specifications: (i) Tanaka et al.’s (2010) original specification as described above (table 4 column 2 and table 5 column 2 bottom in their paper) and (ii) a specification

where we include the interaction of the head of the household being able to work with rainfall as an additional instrument. Tanaka et al. (2010) discuss the estimated conditional causal effect for village mean income, income relative to the village mean, and gender. We report estimates, confidence sets, and  $p$ -values for the causal effect of these variables in table 5. For gender, assumed to be exogenous, we used the extensions of tests as described in appendix E.3. We are not aware of a subvector variant of the conditional likelihood-ratio test for included exogenous variables (see appendix E.3 for details) so we do not provide statistics,  $p$ -values, or confidence sets for the causal effect of age in specification (ii).

In specification (i), where the number of instruments is equal to the number of endogenous regressors, the LIML estimate is equal to the TSLS estimate and the Lagrange multiplier and conditional likelihood-ratio test are equal to the Anderson-Rubin test. Adding the interaction of rainfall and the head of the household being able to work as an instrument does not substantially improve identification: Anderson's (1951) test statistic of reduced rank increases from 6.051 to 6.071, but the  $p$ -value and the concentration parameter (which depend on the number of instruments) decrease.

Tanaka et al. (2010) note that using the Wald test, the conditional causal effect of mean village income is significant at the 10% level and that the conditional causal effects of income relative to the village mean and gender are not significant. These findings still hold in specification (i) if using weak-instrument-robust tests. After adding the interaction of rainfall and the head of the household being able to work as an additional instrument (specification ii), the  $p$ -value from the Lagrange multiplier test for the conditional causal effect of village mean income decreases from 0.061 to 0.060, whereas the  $p$ -values of the Anderson-Rubin and conditional likelihood-ratio tests increased from 0.061 to 0.150 and 0.105. That is, the Lagrange multiplier test is the only weak-instrument-robust test that rejects the null of no conditional causal effect of village mean income on risk preferences at level 10% for specification (ii).

We also report 80% and 95% confidence sets. For none of the specifications, independent variables, and tests the  $p$ -values are below 0.05, so all 95% confidence sets include zero. The Lagrange multiplier-based 80% confidence sets for the conditional causal effect of mean village income are equal after rounding to three decimal places for specifications (i) and (ii). The 80% confidence sets based on the Anderson-Rubin and conditional likelihood-ratio tests increase in size from specification (i) to (ii). For specification (ii), the Lagrange multiplier-based 80% confidence set is the smallest among the weak-instrument-robust ones.



*Card (1995): causal effect of education on log-wages*

	(i) $k = 3$		(ii) $k = 5$		(iii) $k = 8$	
estimate (TSLS)	0.132 (0.049)		0.145 (0.045)		0.130 (0.036)	
estimate (LIML)	0.132 (0.049)		0.172 (0.056)		0.148 (0.043)	
test	statistic	$p$ -value	statistic	$p$ -value	statistic	$p$ -value
Wald (TSLS)	7.20	0.00728	10.53	0.00118	13.02	3.08e-4
95% confidence set	[0.04, 0.23]		[0.06, 0.23]		[0.06, 0.20]	
Wald (LIML)	7.20	0.00728	9.37	0.0022	11.92	5.55e-4
95% confidence set	[0.04, 0.23]		[0.06, 0.28]		[0.06, 0.23]	
AR	6.83	0.00895	5.03	0.00175	2.88	0.00835
95% confidence set	[0.04, 0.28]		[0.08, 0.36]		[0.04, 0.37]	
CLR	6.83	0.00895	10.84	0.00252	12.10	0.00304
95% confidence set	[0.04, 0.28]		[0.07, 0.40]		[0.06, 0.29]	
LM (ours)	6.83	0.00895	5.74	0.0166	7.63	0.00575
95% confidence set	[0.04, 0.28]		[-0.60, -0.06] $\cup$ [0.06, 0.47]		[-0.75, -0.12] $\cup$ [0.06, 0.30]	
rank	12.03	5.25e-4	15.47	0.00145	22.29	0.00107
$J_{\text{LIML}}$			4.25	0.12	5.17	0.396

*Card (1995): causal effect of education on log-wages for non-blacks*

	(i) $k = 4$		(ii) $k = 8$		(iii) $k = 14$	
estimate (TSLS)	0.128 (0.050)		0.132 (0.032)		0.116 (0.026)	
estimate (LIML)	0.128 (0.050)		0.145 (0.036)		0.124 (0.028)	
test	statistic	$p$ -value	statistic	$p$ -value	statistic	$p$ -value
Wald (TSLS)	6.51	0.0107	16.83	4.09e-05	20.21	6.95e-06
95% confidence set	[0.03, 0.23]		[0.07, 0.19]		[0.07, 0.17]	
Wald (LIML)	6.51	0.0107	15.87	6.78e-05	19.13	1.22e-05
95% confidence set	[0.03, 0.23]		[0.07, 0.22]		[0.07, 0.18]	
AR	6.33	0.0119	4.35	5.88e-4	2.29	0.00866
95% confidence set	[0.03, 0.28]		[0.07, 0.27]		[0.03, 0.27]	
CLR	6.33	0.0119	16.29	2.37e-4	17.95	2.57e-4
95% confidence set	[0.03, 0.28]		[0.08, 0.25]		[0.06, 0.20]	
LM (ours)	6.33	0.0119	11.30	7.73e-4	13.93	1.89e-4
95% confidence set	[0.03, 0.28]		[-0.54, -0.13] $\cup$ [0.07, 0.25]		[-0.88, -0.28] $\cup$ [0.07, 0.20]	
rank	12.14	4.93e-4	28.81	2.53e-05	45.91	3.35e-06
$J_{\text{LIML}}$			5.45	0.244	7.21	0.706

Table 4: Estimates, test statistics,  $p$ -values, and confidence sets for the causal effect of education on wages. See section 4.1 for details.

*Tanaka et al. (2010): Causal effect of income and gender on risk preferences (i)*

	mean income		relative income		gender (male)	
estimate (TSLS = LIML)	0.010	(0.006)	0.049	(0.148)	-0.006	(0.059)
test	statistic	<i>p</i> -value	statistic	<i>p</i> -value	statistic	<i>p</i> -value
Wald (TSLS = LIML)	3.411	0.065	0.111	0.739	0.011	0.917
80% confidence set	[0.003, 0.017]		[-0.140, 0.238]		[-0.082, 0.070]	
95% confidence set	[-0.001, 0.021]		[-0.240, 0.338]		[-0.123, 0.110]	
AR = CLR = LM	3.507	0.061	0.113	0.736	0.011	0.917
80% confidence set	[0.003, 0.018]		[-0.152, 0.293]		[-0.081, 0.072]	
95% confidence set	[-0.001, 0.022]		[-0.339, 0.638]		[-0.121, 0.119]	

*Tanaka et al. (2010): Causal effect of income and gender on risk preferences (ii)*

	mean income		relative income		gender (male)	
estimate (TSLS)	0.010	(0.006)	0.047	(0.147)	-0.006	(0.059)
estimate (LIML)	0.010	(0.006)	0.049	(0.150)	-0.006	(0.059)
test	statistic	<i>p</i> -value	statistic	<i>p</i> -value	statistic	<i>p</i> -value
Wald (TSLS)	3.493	0.062	0.101	0.751	0.010	0.921
80% confidence set	[0.003, 0.017]		[-0.142, 0.236]		[-0.082, 0.070]	
95% confidence set	[-0.001, 0.021]		[-0.242, 0.336]		[-0.122, 0.110]	
Wald (LIML)	3.501	0.061	0.106	0.745	0.010	0.921
80% confidence set	[0.003, 0.018]		[-0.144, 0.242]		[-0.082, 0.070]	
95% confidence set	[-0.000, 0.021]		[-0.246, 0.344]		[-0.122, 0.110]	
AR	1.894	0.150	0.164	0.849	0.114	0.892
80% confidence set	[0.001, 0.021]		[-0.270, 0.491]		[-0.108, 0.102]	
95% confidence set	[-0.020, 0.035]		[-1.015, 14.499]		[-0.160, 0.640]	
CLR	3.570	0.105	0.108	0.767		
80% confidence set	[0.002, 0.019]		[-0.195, 0.360]			
95% confidence set	[-0.048, 0.045]		[-1.070, 43.766]			
LM (ours)	3.542	0.060	0.104	0.747	0.010	0.921
80% confidence set	[0.003, 0.018]		[-10.395, -1.246] $\cup$ [-0.164, 0.311]		[-0.853, -0.255] $\cup$ [-0.081, 0.072]	
95% confidence set		[-inf, inf]	[-inf, 0.875] $\cup$ [2.487, inf]		[-inf, inf]	

Table 5: Estimated coefficients, test statistics, *p*-values and confidence sets for the causal effect of income and gender on risk preferences. See section 4.2 for details. For specification (i) Anderson's (1951) test statistic of reduced rank is 6.071 with a *p*-value of 0.014. The J-statistic is undefined. For specification (ii) Anderson's (1951) test statistic of reduced rank is 6.041 with a *p*-value of 0.049. The LIML variant of the J-statistic is 0.219 with a *p*-value of 0.64.

## 5 Other contributions

In addition to the results presented in section 2, we make the following contributions.

### Implementation

We implement k-class estimators, including the TSLS, LIML, and Fuller estimators, the (subvector) Anderson-Rubin, (subvector) conditional likelihood-ratio, (subvector) likelihood-ratio, (subvector) Lagrange multiplier, and (subvector) Wald tests, and the (subvector) confidence sets obtained by inversion in our open-source software package `ivmodels` for Python. This is available on PyPI and `conda-forge`. See the GitHub repository at [github.com/mlondschien/ivmodels](https://github.com/mlondschien/ivmodels) and the documentation at [ivmodels.readthedocs.io](https://ivmodels.readthedocs.io) for more details.

### Practical considerations for the implementation of the conditional likelihood-ratio test

In proposition 59, we propose a tighter bound for the approximation error of Hillier' (2009) approximation of the critical value function for the conditional likelihood ratio test. However, in practice we recommend numerically approximating an integral derived from a variable transformation of the expectation over a Beta-distributed random variable. This has much better convergence properties than the power series and computation is often over three orders of magnitude faster, with the power series approach taking multiple seconds. Fast evaluation of the critical value function is crucial to efficiently construct confidence sets by test inversion. See appendix F for details.

### A review of weak-instrument-robust inference in instrumental variables regression

We review weak-instrument-robust inference for instrumental variables regression in appendix A. We provide proofs of the results in a unified model and notation.

### An explicit treatment of included exogenous regressors

In appendix E, we discuss how to treat included exogenous regressors in estimators and tests for instrumental variables regression. In particular, we derive an upper bound for the limiting distribution of the conditional likelihood-ratio test with included exogenous regressors. This bound is not equivalent to including the exogenous regressors into both the endogenous regressors and instruments.

## Acknowledgements

Malte Londschien is supported by the ETH Foundations of Data Science and the ETH AI Center. Malte Londschien would like to thank Christoph Schultheiss, Cyrill Scheidegger, Fabio Sigrist, Felix Kuchelmeister, Frank Kleibergen, Gianna Wolfisberg, Jonas Peters, Juan Gamella, Leonard Henckel, Markus Ulmer, Maybritt Schillinger, Michael Law, Yuansi Chen, and Zijian Guo for helpful discussions and comments.

## References

- Anderson, T. W. (1951). Estimating linear restrictions on regression coefficients for multivariate normal distributions. *The Annals of Mathematical Statistics* 22(3), 327–351.
- Anderson, T. W. and H. Rubin (1949). Estimation of the parameters of a single equation in a complete system of stochastic equations. *The Annals of Mathematical Statistics* 20(1), 46–63.
- Card, D. (1995). Using geographic variation in college proximity to estimate the return to schooling. *Aspects of labour market behaviour: essays in honour of John Vanderkamp*, 201–222.
- Cragg, J. G. and S. G. Donald (1997). Inferring the rank of a matrix. *Journal of Econometrics* 76(1-2), 223–250.
- Dufour, J.-M. and M. Taamouti (2005). Projection-based statistical inference in linear structural models with possibly weak instruments. *Econometrica* 73(4), 1351–1365.
- Gallier, J. (2019). The Schur complement and symmetric positive semidefinite (and definite) matrices. *Penn Engineering*.
- Gautschi, W. (1959). Some elementary inequalities relating to the gamma and incomplete gamma function. *Journal of Mathematical Physics* 38(1), 77–81.
- Guggenberger, P., F. Kleibergen, and S. Mavroeidis (2019). A more powerful subvector Anderson Rubin test in linear instrumental variables regression. *Quantitative Economics* 10(2), 487–526.
- Guggenberger, P., F. Kleibergen, S. Mavroeidis, and L. Chen (2012). On the asymptotic sizes of subset Anderson–Rubin and Lagrange multiplier tests in linear instrumental variables regression. *Econometrica* 80(6), 2649–2666.
- Hillier, G. (2009). On the conditional likelihood ratio test for several parameters in IV regression. *Econometric Theory* 25(2), 305–335.
- Jakobsen, M. E. and J. Peters (2022). Distributional robustness of k-class estimators and the PULSE. *The Econometrics Journal* 25(2), 404–432.
- Kleibergen, F. (2002). Pivotal statistics for testing structural parameters in instrumental variables regression. *Econometrica* 70(5), 1781–1803.
- Kleibergen, F. (2007). Generalizing weak instrument robust IV statistics towards multiple parameters, unrestricted covariance matrices and identification statistics. *Journal of Econometrics* 139(1), 181–216.
- Kleibergen, F. (2021). Efficient size correct subset inference in homoskedastic linear instrumental variables regression. *Journal of Econometrics* 221(1), 78–96.
- Moreira, M. J. (2003). A conditional likelihood ratio test for structural models. *Econometrica* 71(4), 1027–1048.
- Morimune, K. (1993). A derivation of the limited information maximum likelihood estimator. *Econometric Theory* 9(2), 315–316.

- Rohde, C. A. (1965). Generalized inverses of partitioned matrices. *Journal of the Society for Industrial and Applied Mathematics* 13(4), 1033–1035.
- Rothenhäusler, D., N. Meinshausen, P. Bühlmann, and J. Peters (2021). Anchor regression: Heterogeneous data meet causality. *Journal of the Royal Statistical Society Series B: Statistical Methodology* 83(2), 215–246.
- Staiger, D. O. and J. H. Stock (1997). Instrumental variables regression with weak instruments. *Econometrica* 65(3), 557–586.
- Stock, J. H. and M. Yogo (2005). Testing for weak instruments in linear IV regression. *Identification and Inference for Econometric Models: Essays in Honor of Thomas Rothenberg*, 80–108.
- Tanaka, T., C. F. Camerer, and Q. Nguyen (2010). Risk and time preferences: Linking experimental and household survey data from vietnam. *American Economic Review* 100(1), 557–571.
- Thams, N., R. Søndergaard, S. Weichwald, and J. Peters (2022). Identifying causal effects using instrumental time series: Nuisance IV and correcting for the past. *arXiv preprint arXiv:2203.06056*.
- Van de Sijpe, N. and F. Windmeijer (2023). On the power of the conditional likelihood ratio and related tests for weak-instrument robust inference. *Journal of Econometrics* 235(1), 82–104.

## A A review of weak-instrument-robust inference in instrumental variables regression

This section reviews definitions and key results relevant to weak-instrument-robust inference in instrumental variables regression. Appendix A.1 specifies the modeling assumptions. Appendix A.2 presents k-class estimators and their properties. Appendix A.3 presents (subvector) tests for the causal parameter: The Wald, Anderson-Rubin, (conditional) likelihood-ratio, and Lagrange multiplier tests. Finally, in appendix A.4 we discuss how these tests can be inverted to yield confidence sets.

### A.1 Model and assumptions

Consider a linear instrumental variables regression model with multiple endogenous covariates. In a typical application, one wishes to make (subvector) inferences for each component of the causal parameter. To model this, we split the endogenous covariates and the components of the causal parameter into two parts, formalized in model 1. Our parameter of interest is  $\beta_0$  and we treat  $\gamma_0, \Pi_X$ , and  $\Pi_W$  as nuisance parameters.

**Model 1.** Let  $y_i = X_i^T \beta_0 + W_i^T \gamma_0 + \varepsilon_i \in \mathbb{R}$  with  $X_i = Z_i^T \Pi_X + V_{X,i} \in \mathbb{R}^{m_x}$  and  $W_i = Z_i^T \Pi_W + V_{W,i} \in \mathbb{R}^{m_w}$  for random vectors  $Z_i \in \mathbb{R}^k, V_{X,i} \in \mathbb{R}^{m_x}, V_{W,i} \in \mathbb{R}^{m_w}$ , and  $\varepsilon_i \in \mathbb{R}$  for  $i = 1 \dots, n$  and parameters  $\Pi_X \in \mathbb{R}^{k \times m_x}, \Pi_W \in \mathbb{R}^{k \times m_w}, \beta_0 \in \mathbb{R}^{m_x}$ , and  $\gamma_0 \in \mathbb{R}^{m_w}$ . We call the  $Z_i$  instruments, the  $X_i$  endogenous covariates of interest, the  $W_i$  endogenous covariates not of

interest, and the  $y_i$  outcomes. The  $V_{X,i}, V_{W,i}$ , and  $\varepsilon_i$  are errors. These need not be independent across observations. Let  $Z \in \mathbb{R}^{n \times k}$ ,  $X \in \mathbb{R}^{n \times m_x}$ ,  $W \in \mathbb{R}^{n \times m_w}$ , and  $y \in \mathbb{R}^n$  be the matrices of stacked observations.

In strong instrument asymptotics, we assume that  $\Pi := (\Pi_X \ \Pi_W)$  is fixed for all  $n$  and of full column rank  $m := m_x + m_w$ . In weak instrument asymptotics (Staiger and Stock, 1997), we assume that  $\sqrt{n} \Pi = \sqrt{n} (\Pi_X \ \Pi_W)$  is fixed and of full column rank  $m$ . Thus,  $\Pi = \mathcal{O}(\frac{1}{\sqrt{n}})$ . Both asymptotics imply that  $k \geq m$ .

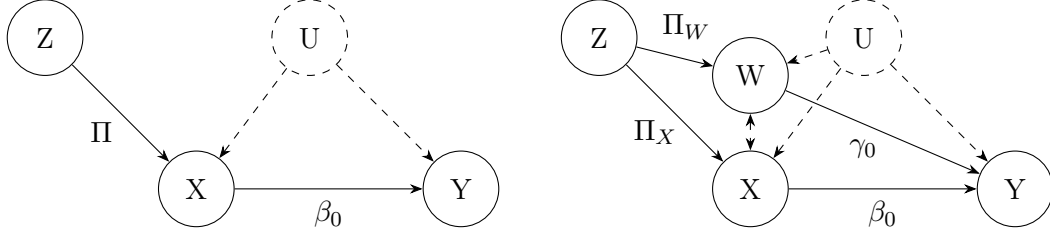


Figure 4: Causal graphs visualizing model 1. On the left,  $m_w = 0$  and all endogenous covariates are part of  $X$ . On the right, we split the endogenous variables into endogenous variables of interest  $X$  and endogenous variables not of interest  $W$ .

In practice, it is common that additional exogenous covariates  $C_i$  with  $\text{Cov}(C_i, \varepsilon_i) = 0$  enter the model equation  $y_i = X_i^T \beta_0 + W_i^T \gamma_0 + C_i^T \alpha_0 + \varepsilon_i$ . One can reduce this to model 1 by replacing  $y$ ,  $X$ ,  $W$ , and  $Z$  with their residuals after regressing out  $C$ . This also allows for the inclusion of an intercept by centering the data. See appendix E for details.

In standard asymptotics, the expected first-stage  $F$ -statistic (or its multivariate extension, see appendix D) grows with the sample size. Staiger and Stock (1997) note that in many applications, even though the sample size  $n$  is large, the  $F$ -statistic for regressing  $X$  on  $Z$  is small. In these settings, standard asymptotics no longer apply, motivating weak instrument asymptotics, where the first-stage  $F$ -statistic is of constant order.

We assume that a central limit theorem applies to the sums  $Z^T \varepsilon$ ,  $Z^T V_X$ , and  $Z^T V_W$ .

**Assumption 1.** *Let*

$$\Psi := (\Psi_\varepsilon \ \Psi_{V_X} \ \Psi_{V_W}) := (Z^T Z)^{-1/2} Z^T (\varepsilon \ V_X \ V_W) \in \mathbb{R}^{k \times (1+m)}.$$

Assume there exist  $\Omega \in \mathbb{R}^{(1+m) \times (1+m)}$  and  $Q \in \mathbb{R}^{k \times k}$  positive definite such that, as  $n \rightarrow \infty$ ,

- (a)  $\frac{1}{n} (\varepsilon \ V_X \ V_W)^T (\varepsilon \ V_X \ V_W) \xrightarrow{\mathbb{P}} \Omega$ ,
- (b)  $\text{vec}(\Psi) \xrightarrow{d} \mathcal{N}(0, \Omega \otimes \text{Id}_k)$ , and
- (c)  $\frac{1}{n} Z^T Z \xrightarrow{\mathbb{P}} Q$ ,

where  $\text{Cov}(\text{vec}(\Psi)) = \Omega \otimes \text{Id}_k$  means  $\text{Cov}(\Psi_{i,j}, \Psi_{i',j'}) = 1_{i=i'} \cdot \Omega_{j,j'}$ .

In the following, we write

$$\Omega = \begin{pmatrix} \sigma_\varepsilon^2 & \Omega_{\varepsilon, V} \\ \Omega_{V, \varepsilon} & \Omega_V \end{pmatrix} = \begin{pmatrix} \sigma_\varepsilon^2 & \Omega_{\varepsilon, V_X} & \Omega_{\varepsilon, V_W} \\ \Omega_{V_X, \varepsilon} & \Omega_{V_X} & \Omega_{V_X, V_W} \\ \Omega_{V_W, \varepsilon} & \Omega_{V_W, V_X} & \Omega_{V_W} \end{pmatrix}.$$

Assumption 1 is standard in the literature. We show that if  $(Z_i, \varepsilon_i, V_{X,i}, V_{W,i})$  are i.i.d. with finite second moments and conditional homoscedasticity, then assumption 1 holds.

**Lemma 10.** *Assume the random variables  $(Z_i, \varepsilon_i, V_{X,i}, V_{W,i}) \in \mathbb{R}^{k+m+1}$  are i.i.d. across  $i = 1, \dots, n$  with*

- (i)  $\mathbb{E}[Z_i Z_i^T] = Q \in \mathbb{R}^{k \times k}$ ,
- (ii)  $\mathbb{E}((\varepsilon_i, V_{X,i}, V_{W,i}) Z_i^T) = 0$ , and
- (iii)  $\text{Cov}((\varepsilon_i, V_{X,i}, V_{W,i}) \mid Z_i) = \Omega \in \mathbb{R}^{(m+1) \times (m+1)}$ .

Then assumption 1 holds.

*Proof.* Both (a) and (c) follow from the weak law of large numbers. We show (b). Let  $M = (m_{i,j})_{i,j} \in \mathbb{R}^{k \times (m+1)}$ . Write  $V := (\varepsilon, V_X, V_W) \in \mathbb{R}^{n \times (m+1)}$  and  $\Phi := \frac{1}{\sqrt{n}} Z^T V \in \mathbb{R}^{k \times (m+1)}$ . Let  $\varphi := M \odot \Phi = \text{tr}(M^T \Phi)$ , where  $\odot$  denotes pointwise multiplication. Calculate

$$\varphi = \frac{1}{\sqrt{n}} \sum_{i=1}^n \underbrace{\sum_{j=1}^k \sum_{l=1}^{m+1} m_{j,l} Z_{i,j} V_{i,l}}_{=: X_i, \text{ i.i.d.}}, \text{ where } \mathbb{E}[X_i] = \sum_{j,l} m_{j,l} \mathbb{E}[Z_{i,j} V_{i,l}] \stackrel{(ii)}{=} 0, \text{ and}$$

$$\text{Var}(X_i) = \sum_{j,l} \sum_{j',l'} m_{j,l} m_{j',l'} \mathbb{E}[Z_{i,j} Z_{i,j'} V_{i,l} V_{i,l'}] \stackrel{(i),(iii)}{=} \sum_{j,l} \sum_{j',l'} m_{j,l} m_{j',l'} Q_{j,j'} \Omega_{l,l'} =: \sigma^2.$$

By the central limit theorem

$$\varphi = \frac{1}{\sqrt{n}} \sum_{i=1}^n X_i \xrightarrow{d} \mathcal{N}(0, \sigma^2).$$

If  $\text{vec}(Y) \sim \mathcal{N}(0, \Omega \otimes Q)$ , then  $\text{Var}(M \odot Y) = \sigma^2$ . By the theorem of Cramér-Wold thus  $\varphi \xrightarrow{d} Y$ . As  $\frac{1}{n} Z^T Z \xrightarrow{\mathbb{P}} Q$ , by Slutsky  $\text{vec}(\Psi) = \text{vec}((\frac{1}{n} Z^T Z)^{-1/2} \Phi) \xrightarrow{d} \text{vec}(Q^{-1/2} Y) \sim \mathcal{N}(0, \Omega \otimes \text{Id}_k)$ .  $\square$

We consider model 1 and assume assumption 1 holds for the rest of this section.

## A.2 Estimators

For this subsection, assume  $m_w = 0$ . An important class of estimators in instrumental variables regression are k-class estimators. We will later see that these encompass the ordinary least squares estimator, the two-stage least-squares estimator, and the limited information maximum likelihood estimator.

**Definition 11.** *Let  $\kappa \geq 0$ . The k-class estimator with parameter  $\kappa$  is*

$$\hat{\beta}_k(\kappa) := (X^T (\kappa P_Z + (1 - \kappa) \text{Id}) X)^\dagger X^T (\kappa P_Z + (1 - \kappa) \text{Id}) y,$$

where  $\dagger$  denotes the Moore-Penrose pseudoinverse.

An alternative definition of the k-class estimator is as the solution to an optimization problem.

**Proposition 12.** Let  $\kappa < 1 + \lambda_{\min}((X^T M_Z X)^{-1} X^T P_Z X)$ . Then

$$\beta \mapsto \kappa \|P_Z(y - X\beta)\|_2^2 + (1 - \kappa) \|y - X\beta\|_2^2$$

is strictly convex with unique minimizer

$$\hat{\beta}_k(\kappa) = (X^T(\kappa P_Z + (1 - \kappa)\text{Id})X)^{-1} X^T(\kappa P_Z + (1 - \kappa)\text{Id})y.$$

*Proof.* Calculate

$$\frac{d}{d\beta} \kappa \|P_Z(y - X\beta)\|_2^2 + (1 - \kappa) \|(y - X\beta)\|_2^2 = -2X^T(\kappa P_Z + (1 - \kappa)\text{Id})(y - X\beta)$$

and

$$\frac{d^2}{d^2\beta} \kappa \|P_Z(y - X\beta)\|_2^2 + (1 - \kappa) \|(y - X\beta)\|_2^2 = 2X^T(\kappa P_Z + (1 - \kappa)\text{Id})X$$

By lemma 43, this Hessian is positive definite if  $\kappa < 1 + \lambda_{\min}((X^T M_Z X)^{-1} X^T P_Z X)$  and thus the objective is strictly convex. The result follows.  $\square$

**Definition 13.** The two-stage least-squares (TSLS or 2SLS) estimator is

$$\hat{\beta}_{\text{TSLS}} := \hat{\beta}_k(1) = (X^T P_Z X)^{-1} X^T P_Z y = \underset{\beta \in \mathbb{R}^{m_x}}{\operatorname{argmin}} \|P_Z(y - X\beta)\|_2^2.$$

The two-stage least-squares estimator gets its name as it results from first linearly regressing  $X$  on  $Z$  and then linearly regressing  $y$  on the fitted values  $P_Z X$ .

Note that  $\kappa P_Z + (1 - \kappa)\text{Id}_n = P_Z + (1 - \kappa)M_Z = \text{Id}_n - \kappa M_Z$ . These are used interchangeably in the literature. The main intuition here should be that for  $\kappa < 1$ , the k-class estimator  $\hat{\beta}_k(\kappa)$  regularizes the TSLS estimator towards the OLS estimator, and for  $\kappa > 1$ , it regularizes the TSLS estimator away from the OLS estimator.

Unaware of k-class estimators, Rothenhäusler et al. (2021) proposed the anchor regression estimator  $\hat{b}^\gamma := \hat{\beta}_k(\frac{\gamma-1}{\gamma})$  for  $\gamma \geq 1$ . They show that anchor regression yields predictions that are robust against certain distribution shifts. Anchor regression estimators correspond to k-class estimators with  $\kappa < 1$ , see also (Jakobsen and Peters, 2022). Differently from Rothenhäusler et al. (2021), we focus on estimation of and inference for the causal parameter  $\beta_0$  and k-class estimators with  $\kappa \geq 1$ .

For  $\kappa$  close enough to 1, under strong instrument asymptotics, k-class estimators are asymptotically Gaussian.

**Proposition 14.** Consider a sequence of k-class estimators  $\hat{\beta}_k(\kappa_n)$  with possibly random parameters  $\kappa_n$ . If  $\kappa_n \xrightarrow{P} 1$  as  $n \rightarrow \infty$ , then, under strong instrument asymptotics,  $\hat{\beta}_k(\kappa_n)$  is a consistent estimate of  $\beta_0$ :

$$\hat{\beta}_k(\kappa_n) \xrightarrow{\mathbb{P}} \beta_0 \text{ as } n \rightarrow \infty.$$

If furthermore  $\sqrt{n}(\kappa_n - 1) \xrightarrow{P} 0$  as  $n \rightarrow \infty$ , then, under strong instrument asymptotics,  $\hat{\beta}_k(\kappa_n)$  is asymptotically normal:

$$\frac{1}{\sqrt{\hat{\sigma}^2}} (X^T(\kappa_n P_Z + (1 - \kappa_n)\text{Id}_n)X)^{1/2} (\hat{\beta}_k(\kappa_n) - \beta_0) \xrightarrow{d} \mathcal{N}(0, \text{Id}_{m_x}) \text{ as } n \rightarrow \infty,$$

where  $\hat{\sigma}^2 := \frac{1}{n-m} \|y - X\hat{\beta}_k(\kappa_n)\|^2$ .



*Proof.* Write  $\Omega = \begin{pmatrix} \sigma_\varepsilon^2 & \Omega_{V_X, \varepsilon} \\ \Omega_{\varepsilon, V_X} & \Omega_{V_X, V_X} \end{pmatrix}$ . Calculate

$$\hat{\beta}_k(\kappa_n) - \beta_0 = \left( \frac{1}{n} X^T (\kappa_n P_Z + (1 - \kappa_n) \text{Id}) X \right)^{-1} \left( \frac{1}{n} X^T (\kappa_n P_Z + (1 - \kappa_n) \text{Id}) \varepsilon \right).$$

Under strong instrument asymptotics and assumption 1,

- $\frac{1}{\sqrt{n}} (Z^T Z)^{-1/2} Z^T X = \frac{1}{\sqrt{n}} (Z^T Z)^{1/2} \Pi_X + \frac{1}{\sqrt{n}} \Psi_{V_X} \xrightarrow{\mathbb{P}} Q^{1/2} \Pi_X$ ,
- $(Z^T Z)^{-1/2} Z^T \varepsilon = \Psi_\varepsilon \xrightarrow{d} \mathcal{N}(0, \sigma_\varepsilon^2 \cdot \text{Id}_k)$ ,
- $X^T X = \Pi_X^T Z^T Z \Pi_X + \Pi_X^T (Z^T Z)^{1/2} \Psi_{V_X} + \Psi_{V_X}^T (Z^T Z)^{1/2} \Pi_X + V_X^T V_X$  such that  $\frac{1}{n} X^T X \xrightarrow{\mathbb{P}} \Pi_X^T Q \Pi_X + \Omega$ , and
- $X^T \varepsilon = \Pi_X^T (Z^T Z)^{1/2} \Psi_\varepsilon + V_X^T \varepsilon$  such that  $\frac{1}{n} X^T \varepsilon \xrightarrow{\mathbb{P}} \Omega_{V_X, \varepsilon}$ .

Thus, as long as  $\kappa_n \xrightarrow{\mathbb{P}} 1$ ,

$$\frac{1}{n} X^T (\kappa_n P_Z + (1 - \kappa_n) \text{Id}) X \xrightarrow{\mathbb{P}} \Pi_X^T Q \Pi_X \quad (2)$$

and

$$\frac{1}{n} X^T (\kappa_n P_Z + (1 - \kappa_n) \text{Id}) \varepsilon \xrightarrow{\mathbb{P}} 0,$$

proving consistency.

To show asymptotic normality, calculate

$$\begin{aligned} \frac{1}{\sqrt{n}} X^T (\kappa_n P_Z + (1 - \kappa_n) \text{Id}) \varepsilon &= \frac{\kappa_n}{\sqrt{n}} \Pi_X^T (Z^T Z)^{1/2} \Psi_\varepsilon + \frac{\kappa_n}{\sqrt{n}} \Psi_{V_X}^T \Psi_\varepsilon + \frac{\sqrt{n}(1 - \kappa_n)}{n} X^T \varepsilon \\ &\xrightarrow{\mathbb{P}} \Pi_X^T Q^{1/2} \Psi_\varepsilon \xrightarrow{d} \mathcal{N}(0, \Pi_X^T Q \Pi_X \cdot \Omega_{\varepsilon, \varepsilon}). \end{aligned} \quad (3)$$

By consistency of  $\hat{\beta}_k(\kappa_n)$  and assumption 1, we have  $\hat{\sigma}^2 \xrightarrow{\mathbb{P}} \Omega_{\varepsilon, \varepsilon}$ . Combining this with Equations (2) and (3) yields the claim

$$\frac{1}{\sqrt{\hat{\sigma}^2}} (X^T (\kappa_n P_Z + (1 - \kappa_n) \text{Id}) X)^{1/2} (\hat{\beta}_k(\kappa_n) - \beta_0) \xrightarrow{d} \mathcal{N}(0, \text{Id}_{m_x}) \quad \text{as } n \rightarrow \infty.$$

□

Next to the two-stage least-squares estimator, the limited information maximum likelihood (LIML) estimator is another important estimator in instrumental variables regression. Sometimes introduced as a k-class estimator with data-dependent value  $\kappa$ , we introduce the LIML estimator as the maximum likelihood estimator of  $\beta_0$  assuming i.i.d. centered Gaussian errors  $(\varepsilon_i, V_{X,i})$ .

Let  $\Omega := \text{Cov}((\varepsilon_i, V_{X,i}))$ . The Gaussian log-likelihood of observing  $y$  and  $X$  given  $\beta \in \mathbb{R}^{m_x}$ ,  $\Pi_X \in \mathbb{R}^{k \times m_x}$ ,  $\Omega \succ 0$ , and  $Z \in \mathbb{R}^{n \times k}$  is

$$\begin{aligned} \ell(y, X \mid \beta, \Pi_X, \Omega, Z) &= -\frac{n(m_x + 1)}{2} \log(2\pi) - \frac{n}{2} \log(|\det(\Omega)|) - \frac{1}{2} \sum_{i=1}^n \begin{pmatrix} y_i - X_i^T \beta \\ X_i - Z_i^T \Pi_X \end{pmatrix}^T \Omega^{-1} \begin{pmatrix} y_i - X_i^T \beta \\ X_i - Z_i^T \Pi_X \end{pmatrix}. \end{aligned}$$

**Definition 15.** The limited information maximum likelihood (LIML) estimator of  $\beta_0$  is

$$\hat{\beta}_{\text{LIML}} := \operatorname{argmax}_{\beta \in \mathbb{R}^{m_x}} \max_{\Pi_X \in \mathbb{R}^{k \times m_x}, \Omega \succ 0} \ell(y, X \mid \beta, \Pi_X, \Omega, Z).$$

**Lemma 16.** Assume that  $M_Z(y \ X)$  is of full column rank  $m_x + 1$ . Then,

$$\begin{aligned} \max_{\Pi_X \in \mathbb{R}^{k \times m_x}, \Omega \succ 0} \ell(y, X \mid \beta, \Pi_X, \Omega, Z) &= -\frac{m_x + 1}{2} (n \log(2\pi) + 1 - n \log(n)) \\ &\quad - \frac{n}{2} \log \left( 1 + \frac{(y - X\beta)^T P_Z (y - X\beta)}{(y - X\beta)^T M_Z (y - X\beta)} \right) - \frac{n}{2} \log \left( \det \left( (y \ X)^T M_Z (y \ X) \right) \right). \end{aligned}$$

Also, for  $\tilde{X}(\beta) := X - (y - X\beta) \frac{(y - X\beta)^T M_Z X}{(y - X\beta)^T M_Z (y - X\beta)}$ ,

$$\hat{\Pi}_{\text{LIML}}(\beta) := \operatorname{argmax}_{\Pi_X \in \mathbb{R}^{k \times m_x}} \max_{\Omega \succ 0} \ell(y, X \mid \beta, \Pi_X, \Omega, Z) = (Z^T Z)^{-1} Z^T \tilde{X}(\beta).$$

*Proof.* This proof follows Morimune (1993). Write  $u = u(\beta) := y - X\beta$ ,  $V = V(\Pi) := X - Z\Pi$ , where  $\Pi = \Pi_X$ . The Gaussian log-likelihood  $\ell(y, X \mid \beta, \Pi, \Omega, Z)$  is maximized with respect to  $\Omega$  by the empirical covariance

$$\hat{\Omega}(\beta, \Pi) := \operatorname{argmax}_{\Omega} \ell(y, X \mid \beta, \Pi, \Omega, Z) = \frac{1}{n} \begin{pmatrix} u(\beta)^T u(\beta) & u(\beta)^T V(\Pi) \\ V(\Pi)^T u(\beta) & V(\Pi)^T V(\Pi) \end{pmatrix}$$

The corresponding log-likelihood is

$$\ell(y, X \mid \beta, \Pi, \hat{\Omega}(\beta, \Pi), Z) = -\frac{n(m_x + 1)}{2} \log(2\pi) - \frac{n}{2} \log \left( \det \left( \hat{\Omega}(\beta, \Pi) \right) \right) - \frac{m_x + 1}{2}. \quad (4)$$

Note that  $\frac{d}{dX_{i,j}} \log(\det(X)) = (X^{-1})_{j,i}$ . Define  $B := B(\beta, \Pi) := (u(\beta), V(\Pi)) \in \mathbb{R}^{n \times (m_x + 1)}$  and write  $(n\hat{\Omega}(\beta, \Pi))^{-1} = (B^T B)^{-1} =: \begin{pmatrix} b_{1,1} & b_{1,2} \\ b_{2,1} & b_{2,2} \end{pmatrix}$  with  $b_{1,1} \in \mathbb{R}$  and  $b_{2,2} \in \mathbb{R}^{m_x \times m_x}$ . Then, the first-order condition for  $\hat{\Pi}(\beta) := \operatorname{argmin}_{\Pi} \ell(y, X \mid \beta, \Pi, \hat{\Omega}(\beta, \Pi), Z)$  is

$$\begin{aligned} 0 &= \frac{d}{d\Pi_{l,j}} \log \left( \det \left( n\hat{\Omega}(\beta, \Pi) \right) \right) \\ &= (B^T B)^{-1} \odot \frac{d}{dB} (B^T B) \cdot \frac{d}{d\Pi_{l,j}} B \\ &= 2(B^T B)^{-1} \odot B^T \cdot \begin{pmatrix} 0^{n \times j} & -Z_{\cdot,l} & 0^{n \times (m_x - j)} \end{pmatrix} \\ &= -2(B^T B)^{-1} \odot \begin{pmatrix} 0^{1 \times j} & u(\beta)^T Z_{\cdot,l} & 0^{1 \times (m_x - j)} \\ 0^{m_x \times j} & V(\Pi)^T Z_{\cdot,l} & 0^{m_x \times (m_x - j)} \end{pmatrix} \\ &= -2(b_{1,2})_j \cdot u(\beta)^T Z_{\cdot,l} - 2(b_{2,2})_{j,\cdot} \cdot V(\Pi)^T Z_{\cdot,l} \\ \Rightarrow 0 &= \frac{d}{d\Pi} \log \left( \det \left( n\hat{\Omega}(\beta, \Pi) \right) \right) = -2(b_{1,2} u(\beta)^T Z + b_{2,2} V(\Pi)^T Z), \end{aligned} \quad (5)$$

where  $A \odot B = \operatorname{tr}(A^T B)$  is the standard scalar product for matrices,  $Z_{\cdot,l}$  is the  $l$ -th row of  $Z$ , and  $0^{n \times l} \in \mathbb{R}^{n \times l}$  contains only zeros.

For any matrix  $A$ , define  $P_A := A(A^T A)^{-1} A^T$  to be the projection onto the column space of  $A$  and let  $M_A := \text{Id} - P_A$ . The analytic formula for blockwise inversion of matrices yields  $b_{2,2}^{-1} b_{2,1} = -V^T u (u^T u)^{-1}$ . Thus, premultiplying (5) with  $b_{2,2}^{-1}$  yields

$$\begin{aligned} 0 &= \frac{d}{d\Pi} \log \left( \det \left( n \hat{\Omega}(\beta, \Pi) \right) \right) = -2(b_{1,2} u^T Z + b_{2,2} V^T Z) \\ \Rightarrow 0 &= V^T u (u^T u)^{-1} u^T Z - V^T Z \\ &= V^T u (u^T u)^{-1} u^T Z - X^T Z + \Pi^T Z^T Z \\ \Rightarrow \Pi &= (Z^T Z)^{-1} Z^T X - (Z^T Z)^{-1} Z^T u (u^T u) u^T V \end{aligned} \quad (6)$$

$$\Rightarrow V = X - Z\Pi = X - P_Z X + P_Z u (u^T u)^{-1} u^T V \quad (7)$$

$$\begin{aligned} \Rightarrow u^T V &= u^T M_Z X + (u^T P_Z u) (u^T u)^{-1} u^T V \\ \Rightarrow u^T V &= \frac{u^T M_Z X}{1 - (u^T P_Z u) (u^T u)^{-1}} = u^T u \frac{u^T M_Z X}{u^T M_Z u} \\ &= u^T M_Z X + u^T P_Z u \frac{u^T M_Z X}{u^T M_Z u}. \end{aligned} \quad (8)$$

This is independent of  $\Pi$ . Next, we expand equation (7) and use  $M_Z P_Z = 0$  to get

$$\begin{aligned} V^T V &= (M_Z X + P_Z u (u^T u)^{-1} u^T V)^T (M_Z X + P_Z u (u^T u)^{-1} u^T V) \\ &= X^T M_Z X + \frac{u^T P_Z u}{(u^T u)^2} (u^T V)^T (u^T V) \\ &\stackrel{(8)}{=} X^T M_Z X + \frac{u^T P_Z u}{(u^T M_Z u)^2} (u^T M_Z X)^T (u^T M_Z X). \end{aligned} \quad (9)$$

Thus, we can rewrite

$$n \hat{\Omega} = \begin{pmatrix} u^T u & u^T V \\ V^T u & V^T V \end{pmatrix} \stackrel{(8),(9)}{=} \begin{pmatrix} u^T \\ X^T \end{pmatrix} M_Z \begin{pmatrix} u & X \end{pmatrix} + \frac{u^T P_Z u}{(u^T M_Z u)^2} \begin{pmatrix} u^T M_Z u \\ X^T M_Z u \end{pmatrix} \begin{pmatrix} u^T M_Z u & u^T M_Z X \end{pmatrix}.$$

Note that

$$M_Z \begin{pmatrix} u & X \end{pmatrix} = M_Z \begin{pmatrix} y & X \end{pmatrix} \begin{pmatrix} 1 & 0 \\ -\beta & \text{Id} \end{pmatrix}. \quad (10)$$

Thus, as  $M_Z \begin{pmatrix} y & X \end{pmatrix}$  is of full column rank, so is  $L := M_Z \begin{pmatrix} u & X \end{pmatrix}$  and  $L^T L$  is invertible. Define  $v := \frac{\sqrt{u^T P_Z u}}{u^T M_Z u} L^T u$  such that  $n \hat{\Omega} = L^T L + v v^T$ . The matrix determinant lemma states that  $\det(L^T L + v v^T) = (1 + v^T (L^T L)^{-1} v) \det(L^T L)$ . Calculate

$$P_L u = P_{[M_Z u, M_Z X]} u = P_{[M_Z u, M_Z X]} M_Z u = P_{M_Z u} M_Z u + P_{M_Z u, X} M_Z u = M_Z u$$

Thus,

$$v^T (L^T L)^{-1} v = \frac{u^T P_Z u}{(u^T M_Z u)^2} u^T L (L^T L)^{-1} L^T u = \frac{u^T P_Z u}{u^T M_Z u}.$$

This implies that

$$\begin{aligned} \det(\hat{\Omega}) &= n^{-(m_x+1)} \det(n \hat{\Omega}) = n^{-(m_x+1)} \left( 1 + \frac{u^T P_Z u}{u^T M_Z u} \right) \det \left( \begin{pmatrix} u^T \\ X^T \end{pmatrix} M_Z \begin{pmatrix} u & X \end{pmatrix} \right) \\ &\stackrel{(10)}{=} n^{-(m_x+1)} \left( 1 + \frac{u^T P_Z u}{u^T M_Z u} \right) \det \left( \begin{pmatrix} y^T \\ X^T \end{pmatrix} M_Z \begin{pmatrix} y & X \end{pmatrix} \right). \end{aligned} \quad (11)$$

Plugging this into equation (4) and expanding  $u = y - X\beta$  yields

$$\begin{aligned}\ell(y, X \mid \beta, \hat{\Pi}, \hat{\Omega}, Z) &= -\frac{n(m_x + 1)}{2} \log(2\pi) - \frac{n}{2} \log\left(\det(\hat{\Omega})\right) - \frac{m_x + 1}{2} \\ &= -\frac{m_x + 1}{2} (n \log(2\pi) + 1 - n \log(n)) \\ &\quad - \frac{n}{2} \log\left(1 + \frac{(y - X\beta)^T P_Z (y - X\beta)}{(y - X\beta)^T M_Z (y - X\beta)}\right) - \frac{n}{2} \log\left(\det\left(\begin{pmatrix} y^T \\ X^T \end{pmatrix} M_Z (y \ X)\right)\right).\end{aligned}$$

The second claim follows from plugging Equation (8) into Equation (6).  $\square$

Note that  $\max_{\Pi_X \in \mathbb{R}^{k \times m_x}, \Omega > 0} \ell(y, X \mid \beta, \Pi_X, \Omega, Z)$  is monotone in  $\frac{(y - X\beta)^T P_Z (y - X\beta)}{(y - X\beta)^T M_Z (y - X\beta)}$ .

**Definition 17** (Anderson and Rubin, 1949). *The Anderson-Rubin test statistic is*

$$\text{AR}(\beta) := \frac{n - k}{k} \frac{(y - X\beta)^T P_Z (y - X\beta)}{(y - X\beta)^T M_Z (y - X\beta)}.$$

We will discuss the Anderson-Rubin test in more detail in appendix A.3. If  $\beta = \beta_0$ , the numerator is the sum of squares of the second-stage noise terms  $\varepsilon_i$  projected onto the instruments. The denominator, divided by  $n - k$ , is an estimate of  $\text{Var}(\varepsilon_i)$ . For now, note the following result:

**Corollary 18.** *The LIML estimator minimizes the Anderson-Rubin test statistic.*

*Proof.* By lemma 16,

$$\max_{\Pi, \Omega > 0} \ell(y, X \mid \beta, \Pi, \Omega, Z) = \text{const} - \frac{n}{2} \log\left(\left(1 + \frac{k}{n - k} \text{AR}(\beta)\right) \det\left(\begin{pmatrix} y^T \\ X^T \end{pmatrix} M_Z (y \ X)\right)\right)$$

and so

$$\hat{\beta}_{\text{LIML}} = \underset{\beta \in \mathbb{R}^{m_x}}{\text{argmax}} \max_{\Pi, \Omega > 0} \ell(y, X \mid \beta, \Pi, \Omega, Z) = \underset{\beta \in \mathbb{R}^{m_x}}{\text{argmin}} \text{AR}(\beta).$$

$\square$

Using corollary 18, we can derive the k-class formulation of the LIML estimator.

**Technical condition 3.** *It holds that*

$$\lambda_1 := \lambda_{\min}\left(\begin{pmatrix} y & X \end{pmatrix}^T M_Z \begin{pmatrix} y & X \end{pmatrix}^{-1} \begin{pmatrix} y & X \end{pmatrix}^T P_Z \begin{pmatrix} y & X \end{pmatrix}\right) < \lambda_{\min}\left(\begin{pmatrix} X^T M_Z X \end{pmatrix}^{-1} \begin{pmatrix} X^T P_Z X \end{pmatrix}\right)$$

or, equivalently,

$$\lambda_{\min}\left(X^T (\lambda_1 P_Z + (1 - \lambda_1) \text{Id}) X\right) > 0.$$

**Theorem 19.** *Assume that  $M_Z (y \ X)$  has full column rank  $m_x + 1$  and technical condition 3 holds. Let*

$$\hat{\kappa}_{\text{LIML}} := \lambda_{\min}\left(\left(\begin{pmatrix} y & X \end{pmatrix}^T M_Z \begin{pmatrix} y & X \end{pmatrix}\right)^{-1} \begin{pmatrix} y & X \end{pmatrix}^T P_Z \begin{pmatrix} y & X \end{pmatrix}\right) + 1 \in [1, \infty).$$

Then

$$\begin{aligned}\hat{\beta}_{\text{LIML}} &= \hat{\beta}_{\text{k}}(\hat{\kappa}_{\text{LIML}}) \\ &= (X^T(\hat{\kappa}_{\text{LIML}}P_Z + (1 - \hat{\kappa}_{\text{LIML}})\text{Id}_n)X)^{-1}X^T(\hat{\kappa}_{\text{LIML}}P_Z + (1 - \hat{\kappa}_{\text{LIML}})\text{Id}_n)y \\ &= \underset{\beta \in \mathbb{R}^{m_x}}{\text{argmin}} \hat{\kappa}_{\text{LIML}}\|P_Z(y - X\beta)\|^2 + (1 - \hat{\kappa}_{\text{LIML}})\|y - X\beta\|^2\end{aligned}$$

and

$$\text{AR}(\hat{\beta}_{\text{LIML}}) = \frac{n-k}{k}(\hat{\kappa}_{\text{LIML}} - 1).$$

*Proof.* We first prove that  $\min_{\beta} \frac{k}{n-k} \text{AR}(\beta) + 1 = \hat{\kappa}_{\text{LIML}}$  and then prove that  $\hat{\beta}_{\text{LIML}} = \hat{\beta}_{\text{k}}(\hat{\kappa}_{\text{LIML}})$ .

**Step 1:**  $\min_{\beta} \frac{k}{n-k} \text{AR}(\beta) + 1 = \hat{\kappa}_{\text{LIML}}$

We can rewrite the optimization problem

$$\min_{\beta} \frac{k}{n-k} \text{AR}(\beta) + 1 = \min_{\beta} \frac{(y - X\beta)^T P_Z (y - X\beta)}{(y - X\beta)^T M_Z (y - X\beta)} + 1 = \min_{\beta} \frac{(y - X\beta)^T (y - X\beta)}{(y - X\beta)^T M_Z (y - X\beta)}$$

as

$$\begin{aligned}\min_{\kappa, \beta} \kappa \quad \text{s.t.} \quad & \frac{(y - X\beta)^T (y - X\beta)}{(y - X\beta)^T M_Z (y - X\beta)} \leq \kappa \\ \Leftrightarrow & (y - X\beta)^T (\text{Id} - \kappa M_Z) (y - X\beta) \leq 0 \\ \Leftrightarrow & \begin{pmatrix} 1 \\ -\beta \end{pmatrix}^T (y \ X)^T (\text{Id} - \kappa M_Z) (y \ X) \begin{pmatrix} 1 \\ -\beta \end{pmatrix} \leq 0\end{aligned}$$

Thus, setting  $M(\kappa) := (y \ X)^T (\text{Id} - \kappa M_Z) (y \ X)$ ,

$$\begin{aligned}\min_{\beta} \frac{k}{n-k} \text{AR}(\beta) + 1 &= \min\{\kappa \in \mathbb{R} \mid \exists \beta \in \mathbb{R}^{m_x} : \begin{pmatrix} 1 \\ -\beta \end{pmatrix}^T M(\kappa) \begin{pmatrix} 1 \\ -\beta \end{pmatrix} \leq 0\} \\ &= \min\{\kappa \in \mathbb{R} \mid \exists \tilde{\beta} \in (\mathbb{R} \setminus \{0\}) \times \mathbb{R}^{m_x} : \tilde{\beta}^T M(\kappa) \tilde{\beta} \leq 0\} \\ &\stackrel{TC3}{=} \min\{\kappa \in \mathbb{R} \mid \exists \tilde{\beta} \in \mathbb{R}^{m_x+1} : \tilde{\beta}^T M(\kappa) \tilde{\beta} \leq 0\} \\ &= \min\{\kappa \in \mathbb{R} \mid \lambda_{\min}(M(\kappa)) \leq 0\}\end{aligned} \tag{12}$$

By lemma 43 applied with  $X \leftarrow (X \ y)$  and continuity of  $\kappa \mapsto \lambda_{\min}(M(\kappa))$ , it follows that  $1 + \min_{\beta} \frac{k}{n-k} \text{AR}(\beta) = \hat{\kappa}_{\text{LIML}}$ .

**Step 2: Deriving the closed-form solution for  $\hat{\beta}_{\text{LIML}}$**

By equation (12),  $\hat{\beta}_{\text{LIML}}$  solves

$$\begin{aligned}0 &= M(\hat{\kappa}_{\text{LIML}}) \begin{pmatrix} 1 \\ -\hat{\beta}_{\text{LIML}} \end{pmatrix} = (y \ X)^T (\hat{\kappa}_{\text{LIML}}P_Z + (1 - \hat{\kappa}_{\text{LIML}})\text{Id}) (y - X\hat{\beta}_{\text{LIML}}) \\ &\Rightarrow X^T (\hat{\kappa}_{\text{LIML}}P_Z + (1 - \hat{\kappa}_{\text{LIML}})\text{Id}) X \hat{\beta}_{\text{LIML}} = X^T (\hat{\kappa}_{\text{LIML}}P_Z + (1 - \hat{\kappa}_{\text{LIML}})\text{Id}) y \\ \Rightarrow \hat{\beta}_{\text{LIML}} &= (X^T (\hat{\kappa}_{\text{LIML}}P_Z + (1 - \hat{\kappa}_{\text{LIML}})\text{Id}) X)^{\dagger} X^T (\hat{\kappa}_{\text{LIML}}P_Z + (1 - \hat{\kappa}_{\text{LIML}})\text{Id}) y = \hat{\beta}_{\text{k}}(\hat{\kappa}_{\text{LIML}}).\end{aligned}$$

Here,  $\dagger$  denotes the Moore-Penrose pseudoinverse. Note that  $(X^T(\hat{\kappa}_{\text{LIML}}P_Z + (1 - \hat{\kappa}_{\text{LIML}})\text{Id})X)$  is indeed invertible by technical condition 3 and lemma 43.  $\square$

**Corollary 20.** *If  $\beta_0$  is just identified, that is,  $k = m_X$ , then  $\hat{\kappa}_{\text{LIML}} = 1$  and  $\hat{\beta}_{\text{LIML}} = \hat{\beta}_{\text{TSLs}}$ .*

*Proof.* The matrix  $(y \ X)^T P_Z (y \ X)$  has rank at most  $\dim(Z) = k$ . Thus, if  $k = m_X$ , it is singular with eigenvalue 0 and thus  $\hat{\kappa}_{\text{LIML}} = 1$ .  $\square$

Technical condition 3 is often assumed implicitly in the literature. It is necessary. For

$$X = \begin{pmatrix} 0.5 & 0 \\ 0 & 1 \\ 0 & 0 \\ 1 & 0 \\ 0 & 1 \\ 0 & 0 \end{pmatrix}, \quad y = \begin{pmatrix} 0 \\ 0 \\ 1 \\ 0 \\ 0 \\ 1 \end{pmatrix}, \quad \text{and } Z = \begin{pmatrix} 1 & 0 & 0 \\ 0 & 1 & 0 \\ 0 & 0 & 1 \\ 0 & 0 & 0 \\ 0 & 0 & 0 \\ 0 & 0 & 0 \end{pmatrix} \Rightarrow \begin{aligned} (X \ y)^T M_Z (X \ y) &= \text{Id}_3 \\ (X \ y)^T P_Z (X \ y) &= \begin{pmatrix} 0.25 & 0 & 0 \\ 0 & 1 & 0 \\ 0 & 0 & 1 \end{pmatrix} \end{aligned}$$

we have

$$\lambda_{\min} \left( (X^T M_Z X)^{-1} X^T P_Z X \right) = \lambda_{\min} \left( \left( (X \ y)^T M_Z (X \ y) \right)^{-1} (X \ y)^T P_Z (X \ y) \right) = 0.25,$$

but the minimum for  $\text{AR}(\beta)$  is not achieved. In practice, if the noise in model 1 is absolutely continuous with respect to the Lebesgue measure, technical condition 3 holds with probability one. We assume that the technical condition 3 holds throughout this manuscript.

We will see later in corollary 27 that, asymptotically,  $(n - k)(\hat{\kappa}_{\text{LIML}} - 1) = k \cdot \min_{\beta} \text{AR}(\beta) = k \cdot \text{AR}(\hat{\beta}_{\text{LIML}})$  is bounded from above by a  $\chi^2(k - m_x)$  random variable. The LIML estimator is thus asymptotically Gaussian by proposition 14.

If  $k > m_x$ , and thus  $\hat{\kappa}_{\text{LIML}} > 1$ , the LIML estimator  $\hat{\beta}_k(\hat{\kappa}_{\text{LIML}})$  regularizes the two-stage least-squares estimator  $\hat{\beta}_{\text{TSLs}} = \hat{\beta}_k(1)$  away from the ordinary least-squares estimate  $\hat{\beta}_{\text{OLS}} := \hat{\beta}_k(0)$ . This mitigates a bias of  $\hat{\beta}_{\text{TSLs}}$  towards  $\hat{\beta}_{\text{OLS}}$  that arises when many (weak) instruments lead to overfitting in the first stage.

The following proposition shows that the LIML estimator is also a two-stage estimator, using the (infeasible) maximum likelihood estimate  $\hat{\Pi}_{\text{LIML}}(\hat{\beta}_{\text{LIML}})$  for the first-stage coefficients.

**Proposition 21.** *Let  $\tilde{X}(\beta) := X - (y - X\beta) \frac{(y - X\beta)^T M_Z X}{(y - X\beta)^T M_Z (y - X\beta)}$ . The LIML estimator satisfies*

$$\begin{aligned} \hat{\beta}_{\text{LIML}} &= \left( \tilde{X}(\hat{\beta}_{\text{LIML}})^T P_Z \tilde{X}(\hat{\beta}_{\text{LIML}}) \right)^{-1} \tilde{X}(\hat{\beta}_{\text{LIML}})^T P_Z y \\ &= \left( \hat{\Pi}_{\text{LIML}}(\hat{\beta}_{\text{LIML}})^T Z^T Z \hat{\Pi}_{\text{LIML}}(\hat{\beta}_{\text{LIML}}) \right)^{-1} \hat{\Pi}_{\text{LIML}}(\hat{\beta}_{\text{LIML}})^T Z^T y. \end{aligned}$$

*Proof.* By corollary 18 and lemma 44, we have

$$\tilde{X}(\hat{\beta}_{\text{LIML}})^T P_Z (y - X\hat{\beta}_{\text{LIML}}) = 0.$$

Write  $\eta := \frac{(y - X\hat{\beta}_{\text{LIML}})^T P_Z X \hat{\beta}_{\text{LIML}}}{(y - X\hat{\beta}_{\text{LIML}})^T P_Z (y - X\hat{\beta}_{\text{LIML}})}$ . Then,

$$y - X\hat{\beta}_{\text{LIML}} = \frac{1}{1 + \eta} \left( (y - X\hat{\beta}_{\text{LIML}})\eta + y - X\hat{\beta}_{\text{LIML}} \right) = \frac{1}{1 + \eta} \left( y - \tilde{X}(\hat{\beta}_{\text{LIML}})\hat{\beta}_{\text{LIML}} \right).$$

Thus, we have

$$\begin{aligned}
0 &= \frac{1}{1 + \eta} \tilde{X}(\hat{\beta}_{\text{LIML}})^T P_Z (y - X \hat{\beta}_{\text{LIML}}) \\
&\Rightarrow \tilde{X}(\hat{\beta}_{\text{LIML}})^T P_Z \tilde{X}(\hat{\beta}_{\text{LIML}}) \hat{\beta}_{\text{LIML}} = \tilde{X}(\hat{\beta}_{\text{LIML}})^T P_Z y \\
&\Rightarrow \hat{\beta}_{\text{LIML}} = (\tilde{X}(\hat{\beta}_{\text{LIML}})^T P_Z \tilde{X}(\hat{\beta}_{\text{LIML}}))^{-1} \tilde{X}(\hat{\beta}_{\text{LIML}})^T P_Z y.
\end{aligned}$$

□

Compare this to  $\hat{\beta}_{\text{TSL}} = (X^T P_Z X)^{-1} X^T P_Z y = \left( \hat{\Pi}^T Z^T Z \hat{\Pi} \right)^{-1} \hat{\Pi}^T Z^T y$  for  $\hat{\Pi} = (Z^T Z)^{-1} Z^T X$ .

### A.3 Tests

We now present tests for the causal parameter. In a typical application, one wishes to make subvector inferences of the causal parameter. Hence, we allow  $m_w > 0$  in model 1 to include endogenous covariates  $W$  whose effect we wish to partial out.

In practice, one typically starts with endogenous covariates  $S$  and then, for each covariate  $i = 1, \dots, m$ , separates  $X \leftarrow S^{(i)}$  and  $W \leftarrow S^{(-i)}$ , yielding  $p$ -values and confidence sets (or confidence intervals) for each coefficient  $\beta_0^{(i)}$  of  $\beta_0$  separately. This is analogous to performing  $t$ -tests in multiple linear regression.

#### The Wald test

The Wald test is a classical approach to hypothesis testing if an estimator of the parameter of interest can be shown to be asymptotically Gaussian.

**Definition 22.** Let  $B \in \mathbb{R}^{m_x \times m}$  have ones on the diagonal and zeros elsewhere. Let  $\kappa > 0$  and let  $\hat{\beta}_k(\kappa)$  be the  $k$ -class estimator of  $(\beta_0^T, \gamma_0^T)^T$  using outcomes  $y$ , covariates  $S := (X \ W)$ , and instruments  $Z$ . Let  $\hat{\sigma}_{\text{Wald}}^2(\kappa) := \frac{1}{n-m} \|y - S \hat{\beta}_k(\kappa)\|^2$ . The (subvector) Wald test statistic is

$$\text{Wald}_{\hat{\beta}_k(\kappa)}(\beta) := \frac{1}{\hat{\sigma}_{\text{Wald}}^2(\kappa)} (\beta - B \hat{\beta}_k(\kappa))^T \left( B (S^T (\text{Id}_m - \kappa M_Z) S)^{-1} B^T \right)^{-1} (\beta - B \hat{\beta}_k(\kappa))$$

In the following, we will use the same notation for subvector variants of tests and the original test. Subvector tests will always reduce to the original test if  $m_w = 0$ . If a proposition only holds for  $m_w = 0$ , we will state this explicitly. The following follows directly from proposition 14.

**Proposition 23.** Let  $\kappa_n$  satisfy  $\sqrt{n}(\kappa_n - 1) \xrightarrow{\mathbb{P}} 0$  as  $n \rightarrow \infty$ . Under the null  $\beta = \beta_0$  and under strong instrument asymptotics, the (subvector) Wald test statistic  $\text{Wald}_{\hat{\beta}_k(\kappa_n)}(\beta_0)$  is asymptotically  $\chi^2(m_x)$  distributed.

*Proof.* By proposition 14, we have that

$$\frac{1}{\sqrt{\hat{\sigma}_{\text{Wald}}^2(\kappa)}} \left( B (S^T (\kappa_n P_Z + (1 - \kappa_n) \text{Id}) S)^{-1} B^T \right)^{-1/2} B \left( \begin{pmatrix} \beta_0 \\ \gamma_0 \end{pmatrix} - \hat{\beta}_k(\kappa) \right) \xrightarrow{d} \mathcal{N}(0, \text{Id}_{m_x}).$$

□

**Corollary 24.** *Let  $F_{\chi^2(m_x)}$  be the cumulative distribution function of a chi-squared random variable with  $m_x$  degrees of freedom. Under model 1 and strong instrument asymptotics, for any sequence  $\kappa_n$  such that  $\sqrt{n}(\kappa_n - 1) \xrightarrow{\mathbb{P}} 0$  as  $n \rightarrow \infty$ , a test that rejects the null  $H_0 : \beta = \beta_0$  whenever  $\text{Wald}_{\hat{\beta}_k(\kappa_n)}(\beta) > F_{\chi^2(m_x)}^{-1}(1 - \alpha)$  has asymptotic size  $\alpha$ .*

This applies to the two-stage least-squares estimator  $\hat{\beta}_{\text{TSL}} = \hat{\beta}_k(1)$ . We will see in corollary 27 that this applies to the LIML estimator  $\hat{\beta}_{\text{LIML}} = \hat{\beta}_k(\hat{\kappa}_{\text{LIML}})$  as well.

Under weak instrument asymptotics, these estimators are no longer unbiased asymptotically Gaussian and proposition 23 and corollary 24 no longer apply. In practice, when instruments are weak,  $p$ -values calculated based on corollary 24 are too small and confidence intervals are too narrow, too often not containing the true parameter of interest.

A measure of instrument strength is the first-stage  $F$ -statistic. Staiger and Stock (1997) note that if  $m_w = 0$ ,  $k = m_x = 1$ , and  $\mu^2 := \Omega_V^{-1} \Pi^T Q \Pi = \mathbb{E}[F] - 1 \geq 9$ , the Wald-based 95%-confidence interval for  $\beta_0$  has asymptotically at least 85% coverage. This has resulted in the "rule of thumb" that the first-stage  $F$ -statistic should exceed 10 for valid inference using the Wald test. See appendix D for a multivariate version of the  $F$ -statistic and a discussion of the first-stage  $F$ -test heuristic.

We believe that a two-stage testing approach is suboptimal and recommend the usage of tests that are valid under both weak and strong instrument asymptotics. We present three such tests, the Anderson-Rubin test (Anderson and Rubin, 1949; Guggenberger et al., 2012), the conditional likelihood-ratio test (Moreira, 2003; Kleibergen, 2021), and the Lagrange multiplier test (Kleibergen, 2002) in the following.

### The (subvector) Anderson-Rubin test

We have already seen the Anderson-Rubin test statistic in definition 17. We first present the following result for  $m_w = 0$ .

**Proposition 25** (Anderson and Rubin, 1949). *Under the null  $H_0 : \beta = \beta_0$  and both strong and weak instrument asymptotics, the Anderson-Rubin test statistic is asymptotically  $\chi^2(k)/k$  distributed.*

*Proof.* By assumption 1 (b),

$$(y - X\beta_0)^T P_Z (y - X\beta_0) = \Psi_\varepsilon^T \Psi_\varepsilon \xrightarrow{d} \sigma_\varepsilon^2 \cdot \chi^2(k).$$

The result then follows from  $\frac{1}{n-k}(y - X\beta_0)^T M_Z (y - X\beta_0) \xrightarrow{\mathbb{P}} \sigma_\varepsilon^2$  (assumption 1, a).  $\square$

We also define a subvector extension.

**Definition 5.** *The subvector Anderson-Rubin test statistic is*

$$\begin{aligned} \text{AR}(\beta) &:= \min_{\gamma \in \mathbb{R}^{m_w}} \frac{n-k}{k-m_w} \frac{(y - X\beta - W\gamma)^T P_Z (y - X\beta - W\gamma)}{(y - X\beta - W\gamma)^T M_Z (y - X\beta - W\gamma)} \\ &= \frac{n-k}{k-m_w} \frac{(y - X\beta - W\hat{\gamma}_{\text{LIML}})^T P_Z (y - X\beta - W\hat{\gamma}_{\text{LIML}})}{(y - X\beta - W\hat{\gamma}_{\text{LIML}})^T M_Z (y - X\beta - W\hat{\gamma}_{\text{LIML}})}, \end{aligned}$$

where  $\hat{\gamma}_{\text{LIML}}$  is the LIML estimator using outcomes  $y - X\beta$ , covariates  $W$ , and instruments  $Z$ .



**Proposition 26** (Guggenberger et al., 2012). *Under the null  $H_0 : \beta = \beta_0$ , for both strong and weak instrument asymptotics, the subvector Anderson-Rubin test statistic is asymptotically bounded from above by a  $\chi^2(k - m_w)/(k - m_w)$  distributed random variable.*

*Proof.* This proof follows Guggenberger et al. (2012). It has four steps:

- First, we construct  $\tilde{W}$ ,  $\eta$ , and  $\gamma^*$  such that  $P_Z(y - X\beta_0 - W\gamma^*) = \frac{1}{1+\eta}M_{P_Z\tilde{W}}P_Z\varepsilon$ .
- Then, we show that  $\varepsilon^T P_Z M_{P_Z\tilde{W}} P_Z \varepsilon \xrightarrow{d} \sigma_\varepsilon^2 \cdot \chi^2(k - m_w)$ .
- Next, we show that  $\text{plim} \frac{(1+\eta)^2}{n-k} (y - X\beta_0 - W\gamma^*)^T M_Z (y - X\beta_0 - W\gamma^*) \geq \sigma_\varepsilon^2$ .
- Finally, as  $\text{AR}(\beta) \leq (n - k) \frac{(y - X\beta_0 - W\gamma^*)^T P_Z (y - X\beta_0 - W\gamma^*)}{(y - X\beta_0 - W\gamma^*)^T M_Z (y - X\beta_0 - W\gamma^*)}$ , this concludes the proof.

**Step 1:** Write  $\Omega = \begin{pmatrix} \sigma_\varepsilon^2 & \Omega_{\varepsilon, V_X} & \Omega_{\varepsilon, V_W} \\ \Omega_{V_X, \varepsilon} & \Omega_{V_X} & \Omega_{V_X, V_W} \\ \Omega_{V_W, \varepsilon} & \Omega_{V_W, V_X} & \Omega_{V_W} \end{pmatrix}$ . Let  $\tilde{W} := W - \varepsilon \frac{\Omega_{\varepsilon, V_W}}{\sigma_\varepsilon^2} \in \mathbb{R}^{n \times m_w}$  and  $\eta := \frac{\Omega_{\varepsilon, V_W}}{\sigma_\varepsilon^2} (\tilde{W}^T P_Z \tilde{W})^{-1} \tilde{W}^T P_Z \varepsilon \in \mathbb{R}$  and define

$$\gamma^* = \frac{(\tilde{W}^T P_Z \tilde{W})^{-1} \tilde{W}^T P_Z \varepsilon}{1 + \eta} + \gamma_0 \in \mathbb{R}^{m_w}.$$

We calculate

$$\begin{aligned} (1 + \eta)(y - X\beta_0 - W\gamma^*) &= (1 + \eta)(\varepsilon + W(\gamma_0 - \gamma^*)) \\ &= (1 + \eta)\varepsilon - W(\tilde{W}^T P_Z \tilde{W})^{-1} \tilde{W}^T P_Z \varepsilon \\ &= \varepsilon - \tilde{W}(\tilde{W}^T P_Z \tilde{W})^{-1} \tilde{W}^T P_Z \varepsilon, \end{aligned}$$

and thus

$$\begin{aligned} (1 + \eta)P_Z(y - X\beta_0 - W\gamma^*) &= P_Z\varepsilon - P_Z\tilde{W}(\tilde{W}^T P_Z \tilde{W})^{-1} \tilde{W}^T P_Z \varepsilon = P_Z M_{P_Z\tilde{W}} \varepsilon \\ &\Rightarrow (y - X\beta - W\gamma^*)^T P_Z (y - X\beta - W\gamma^*) = \frac{\varepsilon M_{P_Z\tilde{W}} P_Z M_{P_Z\tilde{W}} \varepsilon}{(1 + \eta)^2}. \end{aligned}$$

The projections  $P_Z$  and  $M_{P_Z\tilde{W}}$  commute, concluding Step 1.

**Step 2:** Let

$$\begin{aligned} \Psi_{\tilde{W}} &:= (Z^T Z)^{-1/2} Z^T \tilde{W} = (Z^T Z)^{-1/2} Z^T (Z\Pi_W + V_W - \varepsilon \frac{\Omega_{\varepsilon, V_W}}{\sigma_\varepsilon^2}) \\ &= (Z^T Z)^{1/2} \Pi_W + \Psi_{V_W} - \Psi_\varepsilon \frac{\Omega_{\varepsilon, V_W}}{\sigma_\varepsilon^2} \end{aligned}$$

such that

$$\begin{aligned} \varepsilon^T M_{P_Z\tilde{W}} P_Z M_{P_Z\tilde{W}} \varepsilon &= \varepsilon^T P_Z M_{P_Z\tilde{W}} P_Z \varepsilon \\ &= \Psi_\varepsilon^T (Z^T Z)^{-1/2} Z^T (\text{Id}_n - Z(Z^T Z)^{-1/2} \Psi_{\tilde{W}} (\Psi_{\tilde{W}}^T \Psi_{\tilde{W}})^{-1} \Psi_{\tilde{W}}^T (Z^T Z)^{-1/2} Z) Z (Z^T Z)^{-1/2} \Psi_\varepsilon \\ &= \Psi_\varepsilon^T (\text{Id}_k - \Psi_{\tilde{W}} (\Psi_{\tilde{W}}^T \Psi_{\tilde{W}})^{-1} \Psi_{\tilde{W}}^T) \Psi_\varepsilon = \Psi_\varepsilon^T M_{\Psi_{\tilde{W}}} \Psi_\varepsilon. \end{aligned}$$

We show that this is asymptotically  $\chi^2$ -distributed separately for strong and weak instruments asymptotics.

**Assuming strong instruments**, that is,  $\Pi_W$  is constant and of full rank, then, by assumption 1,  $\frac{1}{\sqrt{n}}\Psi_{\tilde{W}} \xrightarrow{\mathbb{P}} Q^{1/2}\Pi_W$  and thus

$$\Psi_\varepsilon^T M_{\Psi_{\tilde{W}}} \Psi_\varepsilon = \Psi_\varepsilon^T M_{\frac{1}{\sqrt{n}}\Psi_{\tilde{W}}} \Psi_\varepsilon \xrightarrow{\mathbb{P}} \Psi_\varepsilon^T M_{Q^{1/2}\Pi_W} \Psi_\varepsilon \xrightarrow{d} \sigma_\varepsilon^2 \cdot \chi^2(k - m_w),$$

as  $\Psi_\varepsilon \xrightarrow{d} \mathcal{N}(0, \sigma_\varepsilon^2 \cdot \text{Id}_k)$  and  $Q^{1/2}\Pi_W$  has rank  $m_w$ .

**Assuming weak instruments**, that is,  $\Pi_W = \frac{1}{\sqrt{n}}C_W$  for some constant  $C_W$ , then

$$\Psi_{\tilde{W}} \xrightarrow{\mathbb{P}} Q^{1/2}C_W + \Psi_W - \Psi_\varepsilon \frac{\Omega_{\varepsilon, V_W}}{\sigma_\varepsilon^2}$$

is asymptotically Gaussian by assumption 1. We calculate

$$\begin{aligned} \text{Cov}(\Psi_\varepsilon, \Psi_{\tilde{W}}) &= \text{Cov}(\Psi_\varepsilon, \Psi_{V_W} - \Psi_\varepsilon \frac{\Omega_{\varepsilon, V_W}}{\sigma_\varepsilon^2}) \\ &= \text{Cov}(\Psi_\varepsilon, \Psi_{V_W}) - \text{Cov}(\Psi_\varepsilon, \Psi_\varepsilon) \frac{\Omega_{\varepsilon, V_W}}{\sigma_\varepsilon^2} \\ &\stackrel{\text{assumption 1b}}{\xrightarrow{\mathbb{P}}} \Omega_{\varepsilon, V_W} - \sigma_\varepsilon^2 \frac{\Omega_{\varepsilon, V_W}}{\sigma_\varepsilon^2} = 0. \end{aligned}$$

Thus,  $\Psi_{\tilde{W}}$  and  $\Psi_\varepsilon$  are asymptotically jointly Gaussian and uncorrelated, and thus asymptotically independent. Conditional on  $\Psi_{\tilde{W}}$ , the random variable  $\Psi_\varepsilon^T M_{\Psi_{\tilde{W}}} \Psi_\varepsilon$  is asymptotically  $\sigma_\varepsilon^2 \cdot \chi^2(k - m_w)$  distributed, as  $\text{rank}(M_{\Psi_{\tilde{W}}}) = k - m_w$  almost surely. By asymptotic independence of  $\Psi_\varepsilon$  and  $\Psi_{\tilde{W}}$ , asymptotically this also holds unconditionally.

**Step 3:** Write  $\sigma_{\varepsilon+V_W(\gamma_0-\gamma^*)}^2 := \begin{pmatrix} 1 \\ \gamma_0 - \gamma^* \end{pmatrix}^T \begin{pmatrix} \sigma_\varepsilon^2 & \Omega_{\varepsilon, V_W} \\ \Omega_{\varepsilon, V_W}^T & \Omega_{V_W} \end{pmatrix} \begin{pmatrix} 1 \\ \gamma_0 - \gamma^* \end{pmatrix}$ . By assumption 1 a, the denominator

$$\frac{1}{n-k} (y - X\beta_0 - W\gamma^*)^T M_Z (y - X\beta_0 - W\gamma^*) \xrightarrow{\mathbb{P}} \sigma_{\varepsilon+V_W(\gamma_0-\gamma^*)}^2.$$

By definition of  $\eta = \frac{\Omega_{\varepsilon, V_W}}{\sigma_\varepsilon^2} (\tilde{W}^T P_Z \tilde{W})^{-1} \tilde{W} P_Z \varepsilon$  and  $\gamma^* = \gamma_0 + \frac{1}{1+\eta} (\tilde{W}^T P_Z \tilde{W})^{-1} \tilde{W} P_Z \varepsilon$ , we have

$$\frac{\Omega_{\varepsilon, V_W}}{\sigma_\varepsilon^2} (\gamma_0 - \gamma^*) = -\frac{\eta}{1+\eta}$$

and thus

$$\frac{\sigma_\varepsilon^2 + \Omega_{\varepsilon, V_W} (\gamma_0 - \gamma^*)}{\sigma_\varepsilon^2} = 1 - \frac{\eta}{1+\eta} = \frac{1}{1+\eta}.$$

Calculate

$$\begin{aligned} \frac{\sigma_\varepsilon^2}{1+\eta} &= \sigma_\varepsilon^2 + \Omega_{\varepsilon, V_W} (\gamma_0 - \gamma^*) = \begin{pmatrix} 1 \\ 0 \end{pmatrix}^T \begin{pmatrix} \sigma_\varepsilon^2 & \Omega_{\varepsilon, V_W} \\ \Omega_{\varepsilon, V_W}^T & \Omega_{V_W} \end{pmatrix} \begin{pmatrix} 1 \\ \gamma_0 - \gamma^* \end{pmatrix} \\ &\stackrel{\text{Cauchy Schwarz}}{\leq} \sqrt{\sigma_\varepsilon^2} \sqrt{\sigma_{\varepsilon+V_W(\gamma_0-\gamma^*)}^2} \end{aligned}$$

Thus

$$\text{plim} \frac{(1+\eta)^2}{n-k} (y - X\beta_0 - W\gamma^*)^T M_Z (y - X\beta_0 - W\gamma^*) \geq \sigma_\varepsilon^2.$$

**Step 4:** Steps 1, 2, and 3 combined imply that, both under strong and weak instrument asymptotics, the random variable

$$(n-k) \frac{(y - X\beta_0 - W\gamma^*)P_Z(y - X\beta_0 - W\gamma^*)}{(y - X\beta_0 - W\gamma^*)M_Z(y - X\beta_0 - W\gamma^*)}$$

is asymptotically upper bounded by a  $\chi^2(k - m_w)$  random variable. As

$$\begin{aligned} \text{AR}(\beta_0) &= \min_{\gamma} \frac{(y - X\beta_0 - W\gamma)^T P_Z(y - X\beta_0 - W\gamma)}{(y - X\beta_0 - W\gamma)^T M_Z(y - X\beta_0 - W\gamma)} \\ &\leq \frac{(y - X\beta_0 - W\gamma^*)^T P_Z(y - X\beta_0 - W\gamma^*)}{(y - X\beta_0 - W\gamma^*)^T M_Z(y - X\beta_0 - W\gamma^*)}, \end{aligned}$$

this concludes the proof. □

That is, by marginalizing over the nuisance parameter  $\gamma_0$  we recover  $m_w$  degrees of freedom for the limiting chi-squared distribution. The special case  $m_x = 0$  yields the following corollary.

**Corollary 27.** *Both for strong and weak instrument asymptotics,  $(n-k)(\hat{\kappa}_{\text{LIML}} - 1)$  is asymptotically bounded from above by a  $\chi^2(k - m)$  distributed random variable.*

Thus  $\sqrt{n}(\hat{\kappa}_{\text{LIML}} - 1) \xrightarrow{\mathbb{P}} 0$  as  $n \rightarrow \infty$  and by proposition 14 the LIML estimator is, under strong instrument asymptotics, asymptotically Gaussian.

Propositions 25 and 26 motivate the following test.

**Corollary 28.** *Let  $F_{\chi^2(k-m_w)}$  be the cumulative distribution function of a chi-squared random variable with  $k - m_w$  degrees of freedom. Under model 1, for both strong and weak instrument asymptotics, a test that rejects the null  $H_0 : \beta = \beta_0$  whenever  $\text{AR}(\beta) > \frac{1}{k-m_w} F_{\chi^2(k-m_w)}^{-1}(1 - \alpha)$  has asymptotic size at most  $\alpha$ . If  $m_w = 0$ , then the test has asymptotic size equal to  $\alpha$ .*

We do not make any statement on the power of the test. In particular, under weak instrument asymptotics where the parameter  $\beta_0$  is not identified, the test will not be consistent.

By corollary 28, the (subvector) Anderson-Rubin test is a weak-instrument-robust test and it allows the construction of weak-instrument-robust confidence sets for components of the causal parameter, see definition 38 and corollary 39. However, compared to the Wald test, the Anderson-Rubin test has two disadvantages: First, the number of degrees of freedom of the limiting chi-squared distribution increases with the number of instruments. Consequently, additional instruments possibly increase the size of the confidence sets. Second, the Anderson-Rubin test does not only test for the "goodness of fit" of the parameter  $\beta$ , but it also tests overidentification restrictions, that is, whether the rest of the model assumptions are met. Essentially, the Anderson-Rubin test statistic can be decomposed as

$$\text{AR}(\beta) = \underbrace{\left( \text{AR}(\beta) - \min_b \text{AR}(b) \right)}_{=\text{LR}(\beta)/(k-m_w)} + \underbrace{\min_b \text{AR}(b)}_{J_{\text{LIML}}/(k-m_w)}.$$

Here the likelihood-ratio statistic  $\text{LR}(\beta)$  (see definition 29) tests the goodness of fit of  $\beta$  and the LIML variant of the J-statistic  $J_{\text{LIML}}$  (see definition 48 in appendix C) tests misspecification.

Consequently, some misspecification improves the power of the Anderson-Rubin test and results in narrower confidence intervals by increasing  $J_{\text{LIML}}$ . However, too much misspecification, that is if  $J_{\text{LIML}} > F_{\chi^2(m-m_w)}^{-1}(1-\alpha)$ , will lead to an empty confidence set.

Another property of the Anderson-Rubin test is that it possibly yields unbounded confidence intervals when instruments are weak. Sometimes seen as a disadvantage, this is a necessary consequence of the test being robust to weak instruments. We show in proposition 7 that the single component confidence sets arising from the subvector Anderson-Rubin test are jointly bounded if and only if Anderson's (1951) likelihood-ratio test (asymptotically equal to Cragg and Donald's (1997) test of identification) rejects the hypothesis that the first-stage regression parameter is of reduced rank, that is, that the causal parameter is not identified.

### The (conditional) likelihood ratio test

The likelihood-ratio test is another classical approach to hypothesis testing.

**Definition 29.** *The likelihood-ratio (LR) test statistic is defined as*

$$\text{LR}(\beta) := (k - m_w) \left( \text{AR}(\beta) - \min_{b \in \mathbb{R}^{m_x}} \text{AR}(b) \right) = (k - m_w) \left( \text{AR}(\beta) - \text{AR}(\hat{\beta}_{\text{LIML}}) \right).$$

Here,  $\text{AR}(\beta)$  is the subvector Anderson-Rubin test statistic from definition 5 if  $m_w > 0$ . Note that  $\max_{\Pi_X, \Omega} \ell(y, X \mid \beta, \Pi_X, \Omega, Z) = \text{const} - \frac{n}{2} \log \left( 1 + \frac{k-m_w}{n-k} \text{AR}(\beta) \right)$  by lemma 16 and thus

$$\text{LR}(\beta) \xrightarrow{\mathbb{P}} 2 \max_b \max_{\Pi_X, \Omega} \ell(y, X \mid b, \Pi, \Omega, Z) - 2 \max_{\Pi_X, \Omega} \ell(y, X \mid \beta, \Pi, \Omega, Z)$$

as  $\log(1+x) \approx x$  as  $x \rightarrow 0$ .

**Proposition 30.** *Under the null  $H_0 : \beta = \beta_0$  and strong instrument asymptotics, the likelihood-ratio test statistic is asymptotically  $\chi^2(m_x)$  distributed.*

*Proof.* This is Wilk's theorem. □

**Corollary 31.** *Let  $F_{\chi^2(m_x)}$  be the cumulative distribution function of a chi-squared random variable with  $m_x$  degrees of freedom. Under model 1 and strong instrument asymptotics, a test that rejects the null  $H_0 : \beta = \beta_0$  whenever  $\text{LR}(\beta) > F_{\chi^2(m_x)}^{-1}(1-\alpha)$  has asymptotic size  $\alpha$ .*

Van de Sijpe and Windmeijer (2023) noted the following connection between the likelihood-ratio test and the Wald test using the LIML estimator.

**Proposition 32** (Van de Sijpe and Windmeijer, 2023). *Assume  $m_w = 0$ . Define  $\hat{\sigma}(\beta)^2 := \frac{1}{n-k} \|M_Z(y - X\beta)\|^2$  and  $\hat{\sigma}_{\text{LIML}}^2 := \frac{1}{n-m_x} \|y - X\hat{\beta}_{\text{LIML}}\|^2$ . Then,*

$$\text{LR}(\beta) = \frac{\hat{\sigma}_{\text{LIML}}^2}{\hat{\sigma}(\beta)^2} \text{Wald}_{\hat{\beta}_{\text{LIML}}}(\beta).$$

*Proof.* This follows Van de Sijpe and Windmeijer (2023, Proposition 1). In the following, let  $u := u(\beta) := y - X\beta$  and  $B(\beta) := \frac{k}{n-k} \text{AR}(\beta) = \frac{u^T P_Z u}{u^T M_Z u}$  such that  $B(\hat{\beta}_{\text{LIML}}) = \hat{\kappa}_{\text{LIML}} - 1$ .

Furthermore, write  $\hat{u}_{\text{LIML}} := y - X\hat{\beta}_{\text{LIML}}$ . We wish to show that  $\text{LR}(\beta) = (n - k)(B(\beta) - B(\hat{\beta}_{\text{LIML}})) = \frac{\hat{\sigma}_{\text{LIML}}^2}{\hat{\sigma}(\beta)^2} \text{Wald}_{\hat{\beta}_{\text{LIML}}}(\beta)$ . For this, we expand  $B(\beta)$ . By lemma 44,

$$\frac{d}{d\beta} \text{AR}(\beta) = -2(n - k) \frac{u^T P_Z X - u^T P_Z u \frac{u^T M_Z X}{u^T M_Z u}}{u^T M_Z u}$$

such that, as  $\hat{\beta}_{\text{LIML}} = \text{argmin}_{\beta} \text{AR}(\beta)$  and thus  $\frac{d}{d\beta} \text{AR}(\beta)|_{\beta=\hat{\beta}_{\text{LIML}}} = 0$ ,

$$\begin{aligned} \hat{u}_{\text{LIML}}^T P_Z X &= \hat{u}_{\text{LIML}}^T P_Z \hat{u}_{\text{LIML}} \frac{\hat{u}_{\text{LIML}}^T M_Z X}{\hat{u}_{\text{LIML}}^T M_Z \hat{u}_{\text{LIML}}} \\ &= B(\hat{\beta}_{\text{LIML}}) \hat{u}_{\text{LIML}}^T M_Z X. \end{aligned} \quad (13)$$

Using  $y - X\beta = y - X\hat{\beta}_{\text{LIML}} + X(\hat{\beta}_{\text{LIML}} - \beta)$ , rewrite

$$\begin{aligned} u^T P_Z u &= \hat{u}_{\text{LIML}}^T P_Z \hat{u}_{\text{LIML}} + (\hat{\beta}_{\text{LIML}} - \beta)^T X^T P_Z X (\hat{\beta}_{\text{LIML}} - \beta) \\ &+ \underbrace{\hat{u}_{\text{LIML}}^T P_Z X (\hat{\beta}_{\text{LIML}} - \beta)}_{\stackrel{(13)}{=} B(\hat{\beta}_{\text{LIML}}) \hat{u}_{\text{LIML}}^T M_Z X (\hat{\beta}_{\text{LIML}} - \beta)} + \underbrace{(\hat{\beta}_{\text{LIML}} - \beta)^T X^T P_Z \hat{u}_{\text{LIML}}}_{\stackrel{(13)}{=} B(\hat{\beta}_{\text{LIML}}) (\hat{\beta}_{\text{LIML}} - \beta)^T X^T M_Z \hat{u}_{\text{LIML}}}. \end{aligned} \quad (14)$$

Furthermore, rewrite

$$\frac{\hat{u}_{\text{LIML}}^T P_Z \hat{u}_{\text{LIML}}}{u^T M_Z u} = \frac{B(\hat{\beta}_{\text{LIML}})}{u^T M_Z u} (\hat{u}_{\text{LIML}}^T M_Z \hat{u}_{\text{LIML}} - u^T M_Z u), \quad (15)$$

where, again using  $y - X\beta = y - X\hat{\beta}_{\text{LIML}} + X(\hat{\beta}_{\text{LIML}} - \beta)$ ,

$$\begin{aligned} \hat{u}_{\text{LIML}}^T M_Z \hat{u}_{\text{LIML}} - u^T M_Z u &= -\hat{u}_{\text{LIML}}^T M_Z X (\hat{\beta}_{\text{LIML}} - \beta) + (\hat{\beta}_{\text{LIML}} - \beta)^T X M_Z \hat{u}_{\text{LIML}} \\ &- (\hat{\beta}_{\text{LIML}} - \beta)^T X M_Z X (\hat{\beta}_{\text{LIML}} - \beta). \end{aligned} \quad (16)$$

Combining Equations (14), (15), and (16), yields

$$\begin{aligned} B(\beta) - B(\hat{\beta}_{\text{LIML}}) &= \frac{(\hat{\beta}_{\text{LIML}} - \beta)^T X^T P_Z X (\hat{\beta}_{\text{LIML}} - \beta) - B(\hat{\beta}_{\text{LIML}}) (\hat{\beta}_{\text{LIML}} - \beta)^T X M_Z X (\hat{\beta}_{\text{LIML}} - \beta)}{u^T M_Z u} \\ &= \frac{(\hat{\beta}_{\text{LIML}} - \beta)^T X^T (\hat{\kappa}_{\text{LIML}} P_Z - (\hat{\kappa}_{\text{LIML}} - 1) \text{Id}) X (\hat{\beta}_{\text{LIML}} - \beta)}{u^T M_Z u} \\ &= \frac{1}{n - k} \frac{\hat{\sigma}_{\text{LIML}}^2}{\hat{\sigma}(\beta)^2} \text{Wald}_{\hat{\beta}_{\text{LIML}}}(\beta). \end{aligned}$$

□

That is, the likelihood-ratio and Wald test statistics using the LIML (the maximum likelihood estimator) differ only in the estimation of the second-stage noise variance. The Wald test statistic's estimate is based on the LIML, while the likelihood-ratio test statistic's estimate is based on the parameter under test.

The proof of Wilk's theorem, and thus proposition 30, requires that the tuple  $(\beta_0, \gamma_0, \Pi, \Omega)$  does not lie on the boundary of the parameter space. This is not the case under weak instrument asymptotics and in fact, the likelihood-ratio test is not robust to weak instruments when using  $\chi^2(m_x)$  critical values. However, as shown by Moreira (2003), if  $m_w = 0$ , a variant of the likelihood-ratio test using a different critical value function is.

**Proposition 33** (Moreira, 2003). Assume  $m_w = 0$ . Let  $\tilde{X}(\beta) := X - (y - X\beta) \frac{(y - X\beta)^T M_Z X}{(y - X\beta)^T M_Z (y - X\beta)}$  as in lemma 16 and let

$$s_{\min}(\beta) := (n - k) \lambda_{\min} \left( \left( \tilde{X}(\beta)^T M_Z \tilde{X}(\beta) \right)^{-1} \tilde{X}(\beta)^T P_Z \tilde{X}(\beta) \right).$$

Then, under the null  $H_0 : \beta = \beta_0$  and both strong and weak instrument asymptotics, conditionally on  $s_{\min}(\beta)$ , the statistic  $\text{LR}(\beta)$  is asymptotically bounded from above by a random variable with distribution

$$\begin{aligned} \Gamma(k - m_x, m_x, s_{\min}(\beta_0)) &:= \\ &\frac{1}{2} \left( Q_{k-m_x} + Q_{m_x} - s_{\min}(\beta_0) + \sqrt{(Q_{k-m_x} + Q_{m_x} + s_{\min}(\beta_0))^2 - 4Q_{k-m_x} s_{\min}(\beta_0)} \right) \\ &= \frac{1}{2} \left( Q_{k-m_x} + Q_{m_x} - s_{\min}(\beta_0) + \sqrt{(Q_{k-m_x} + Q_{m_x} - s_{\min}(\beta_0))^2 + 4Q_{m_x} s_{\min}(\beta_0)} \right) \end{aligned}$$

where  $Q_{k-m_x} \sim \chi^2(k - m_x)$  and  $Q_{m_x} \sim \chi^2(m_x)$  are independent.

*Proof.* This proof follows Kleibergen (2007). It proceeds in 5 steps.

**Step 1:** Write  $\tilde{X} = \tilde{X}(\beta_0)$ . Then,

$$(y \ X) \begin{pmatrix} 1 & 0 \\ -\beta_0 & \text{Id}_{m_x} \end{pmatrix} \begin{pmatrix} 1 & -\frac{\varepsilon^T M_Z X}{\varepsilon^T M_Z \varepsilon} \\ 0 & \text{Id}_{m_x} \end{pmatrix} = (\varepsilon \ X) \begin{pmatrix} 1 & -\frac{\varepsilon^T M_Z X}{\varepsilon^T M_Z \varepsilon} \\ 0 & \text{Id}_{m_x} \end{pmatrix} = (\varepsilon \ \tilde{X}) \quad (17)$$

Note that  $\varepsilon^T M_Z \tilde{X} = 0$  and thus

$$\tilde{\Omega} := (\varepsilon \ \tilde{X})^T M_Z (\varepsilon \ \tilde{X}) = \begin{pmatrix} \varepsilon^T M_Z \varepsilon & 0 \\ 0 & \tilde{X}^T M_Z \tilde{X} \end{pmatrix}, \quad (18)$$

We can calculate

$$\begin{aligned} \min_{\beta} \frac{n - k}{k} \text{AR}(\beta) &\stackrel{\text{Theorem 19}}{=} \lambda_{\min} \left( \left( (X \ y)^T M_Z (X \ y) \right)^{-1} (X \ y)^T P_Z (X \ y) \right) \\ &= \min \{ \mu \in \mathbb{R} : \det \left( \mu \cdot \text{Id}_{m_x+1} - \left( (y \ X)^T M_Z (y \ X) \right)^{-1} (y \ X)^T P_Z (y \ X) \right) = 0 \} \\ &= \min \{ \mu \in \mathbb{R} : \det \left( \mu \cdot (y \ X)^T M_Z (y \ X) - (y \ X)^T P_Z (y \ X) \right) = 0 \} \\ &\stackrel{(17, 18)}{=} \min \{ \mu \in \mathbb{R} : \det \left( \mu \cdot \text{Id}_{m_x+1} - \tilde{\Omega}^{-1/2, T} (\varepsilon \ \tilde{X})^T P_Z (\varepsilon \ \tilde{X}) \tilde{\Omega}^{-1/2} \right) = 0 \}. \end{aligned}$$

**Step 2:** Let  $UDV = P_Z \tilde{X} (\tilde{X}^T M_Z \tilde{X})^{-1/2}$  be a singular value decomposition with  $0 \leq d_1, \dots, d_{m_x}$ , the diagonal entries of  $D^2 \in \mathbb{R}^{m_x \times m_x}$ , and thus the eigenvalues of  $(\tilde{X}^T M_Z \tilde{X})^{-1} \tilde{X}^T P_Z \tilde{X}$ , sorted ascending. Then  $P_{P_Z \tilde{X}} = UU^T$  and

$$\begin{aligned} \Sigma &:= \tilde{\Omega}^{-1/2, T} (\varepsilon \ \tilde{X})^T P_Z (\varepsilon \ \tilde{X}) \tilde{\Omega}^{-1/2} \\ &= \begin{pmatrix} 1 & 0 \\ 0 & V^T \end{pmatrix} \begin{pmatrix} \varepsilon^T P_Z \varepsilon / \varepsilon^T M_Z \varepsilon & \varepsilon^T P_Z U D / \sqrt{\varepsilon^T M_Z \varepsilon} \\ D U^T P_Z \varepsilon / \sqrt{\varepsilon^T M_Z \varepsilon} & D^2 \end{pmatrix} \begin{pmatrix} 1 & 0 \\ 0 & V \end{pmatrix} \end{aligned} \quad (19)$$

such that, for  $\mu \notin \{d_1, \dots, d_{m_x}\}$ ,

$$\begin{aligned}\varphi_\Sigma(\mu) &:= \det(\mu \cdot \text{Id}_{m_x+1} - \Sigma) = \det \begin{pmatrix} \mu - \varepsilon^T P_Z \varepsilon / \varepsilon^T M_Z \varepsilon & -\varepsilon^T P_Z U D / \sqrt{\varepsilon^T M_Z \varepsilon} \\ -D U^T P_Z \varepsilon / \sqrt{\varepsilon^T M_Z \varepsilon} & \mu \cdot \text{Id}_{m_x} - D^2 \end{pmatrix} \\ &= \det(\mu \cdot \text{Id}_{m_x} - D^2) \cdot \left( \mu - \frac{\varepsilon^T P_Z \varepsilon}{\varepsilon^T M_Z \varepsilon} - \frac{\varepsilon^T P_Z U D (\mu \cdot \text{Id}_{m_x} - D^2)^{-1} D U^T P_Z \varepsilon}{\varepsilon^T M_Z \varepsilon} \right).\end{aligned}$$

Here we used the block matrix equality

$$\begin{pmatrix} A & B \\ C & D \end{pmatrix} \begin{pmatrix} \text{Id} & 0 \\ -D^{-1}C & \text{Id} \end{pmatrix} = \begin{pmatrix} A - BD^{-1}C & 0 \\ 0 & D \end{pmatrix} \Rightarrow \det \begin{pmatrix} A & B \\ C & D \end{pmatrix} = \det(D) \det(A - BD^{-1}C)$$

for invertible  $D$ .

**Step 3:** Let  $\tilde{D} := d_1 \cdot \text{Id}_{m_x}$  and  $Q := \begin{pmatrix} 1 & 0 \\ 0 & V^{-1} D^{-1} \tilde{D} V \end{pmatrix}$  and let  $\tilde{\Sigma} := Q^T \Sigma Q$ . As all nonzero entries of  $D^{-1} \cdot \tilde{D}$  are bounded from above by 1 and  $V$  is orthogonal,

$$\lambda_{\min}(\tilde{\Sigma}) = \min_{x \neq 0} \frac{x^T \tilde{\Sigma} x}{x^T x} = \min_{x \neq 0} \frac{x^T Q^T \Sigma Q x}{x^T x} = \min_{x \neq 0} \frac{x^T \Sigma x}{x^T Q^T Q x} \geq \min_{x \neq 0} \frac{x^T \Sigma x}{x^T x} = \lambda_{\min}(\Sigma).$$

**Step 4:** Compute

$$\varphi_{\tilde{\Sigma}}(\mu) = (\mu - d)^{m_x} \cdot \left( \mu - \frac{\varepsilon^T P_Z \varepsilon}{\varepsilon^T M_Z \varepsilon} - \frac{d}{\mu - d} \frac{\varepsilon^T P_{P_Z \tilde{X}} \varepsilon}{\varepsilon^T M_Z \varepsilon} \right),$$

with

$$\varphi_{\tilde{\Sigma}}(\mu) = 0 \Rightarrow (\mu = d) \vee \left( \mu \cdot (\mu - d) - (\mu - d) \cdot \frac{\varepsilon^T P_Z \varepsilon}{\varepsilon^T M_Z \varepsilon} - d \cdot \frac{\varepsilon^T P_{P_Z \tilde{X}} \varepsilon}{\varepsilon^T M_Z \varepsilon} = 0 \right).$$

The latter polynomial equation has solutions

$$\begin{aligned}\mu_{\pm} &= \frac{1}{2} \left( d + \frac{\varepsilon^T P_Z \varepsilon}{\varepsilon^T M_Z \varepsilon} \pm \sqrt{\left( d + \frac{\varepsilon^T P_Z \varepsilon}{\varepsilon^T M_Z \varepsilon} \right)^2 - 4d \frac{\varepsilon^T (P_Z - P_{P_Z \tilde{X}}) \varepsilon}{\varepsilon^T M_Z \varepsilon}} \right) \\ &= \frac{1}{2} \left( d + \frac{\varepsilon^T P_Z \varepsilon}{\varepsilon^T M_Z \varepsilon} \pm \sqrt{\left( d + \frac{\varepsilon^T P_Z \varepsilon}{\varepsilon^T M_Z \varepsilon} - 2 \frac{\varepsilon^T P_Z \varepsilon}{\varepsilon^T M_Z \varepsilon} \right)^2 + 4d \frac{\varepsilon^T P_{P_Z \tilde{X}} \varepsilon}{\varepsilon^T M_Z \varepsilon}} \right).\end{aligned}$$

If  $d \leq \frac{\varepsilon^T P_Z \varepsilon}{\varepsilon^T M_Z \varepsilon}$ , then

$$\mu_- \leq \frac{1}{2} \left( d + \frac{\varepsilon^T P_Z \varepsilon}{\varepsilon^T M_Z \varepsilon} - \sqrt{\left( d - \frac{\varepsilon^T P_Z \varepsilon}{\varepsilon^T M_Z \varepsilon} \right)^2} \right) = \frac{1}{2} \left( d + \frac{\varepsilon^T P_Z \varepsilon}{\varepsilon^T M_Z \varepsilon} - \left( \frac{\varepsilon^T P_Z \varepsilon}{\varepsilon^T M_Z \varepsilon} - d \right) \right) = d.$$

If  $d > \frac{\varepsilon^T P_Z \varepsilon}{\varepsilon^T M_Z \varepsilon}$ , then

$$\mu_- \leq \frac{1}{2} \left( d + \frac{\varepsilon^T P_Z \varepsilon}{\varepsilon^T M_Z \varepsilon} - \sqrt{\left( d - \frac{\varepsilon^T P_Z \varepsilon}{\varepsilon^T M_Z \varepsilon} \right)^2} \right) = \frac{1}{2} \left( d + \frac{\varepsilon^T P_Z \varepsilon}{\varepsilon^T M_Z \varepsilon} - \left( d - \frac{\varepsilon^T P_Z \varepsilon}{\varepsilon^T M_Z \varepsilon} \right) \right) = \frac{\varepsilon^T P_Z \varepsilon}{\varepsilon^T M_Z \varepsilon} < d.$$

Thus,  $\mu_- \leq d$  and thus  $\lambda_{\min}(\tilde{\Sigma}) = \mu_-$ .

**Step 5:** Putting everything together, we have

$$\begin{aligned} \text{LR}(\beta_0) &= (n - k) \left( \frac{\varepsilon^T P_Z \varepsilon}{\varepsilon^T M_Z \varepsilon} - \lambda_{\min}(\Sigma) \right) \leq (n - k) \left( \frac{\varepsilon^T P_Z \varepsilon}{\varepsilon^T M_Z \varepsilon} - \lambda_{\min}(\tilde{\Sigma}) \right) \\ &= \frac{n - k}{2} \left( \frac{\varepsilon^T P_Z \varepsilon}{\varepsilon^T M_Z \varepsilon} - d + \sqrt{\left( d + \frac{\varepsilon^T P_Z \varepsilon}{\varepsilon^T M_Z \varepsilon} \right)^2 - 4d \frac{\varepsilon^T (P_Z - P_{P_Z \tilde{X}}) \varepsilon}{\varepsilon^T M_Z \varepsilon}} \right) \end{aligned}$$

Here

$$Q_{m_x} := (n - k) \frac{\varepsilon^T P_{P_Z \tilde{X}} \varepsilon}{\varepsilon^T M_Z \varepsilon} \xrightarrow{d} \chi^2(m_x) \text{ and } Q_{k-m_x} := (n - k) \frac{\varepsilon^T (P_Z - P_{P_Z \tilde{X}}) \varepsilon}{\varepsilon^T M_Z \varepsilon} \xrightarrow{d} \chi^2(k - m_x)$$

are asymptotically independent and asymptotically independent of  $(Z^T Z)^{-1/2} Z^T \tilde{X}(\beta_0)$ .  $\square$

**Corollary 34.** *Let  $F_{\Gamma(k-m_x, m_x, s)}$  be the cumulative distribution function of the random variable  $\Gamma(k - m_x, m_x, s)$ . Under model 1, with  $m_w = 0$ , under both strong and weak instrument asymptotics, a test that rejects the null  $H_0 : \beta = \beta_0$  whenever  $\text{LR}(\beta) > F_{\Gamma(k-m_x, m_x, s_{\min}(\beta))}^{-1}(1 - \alpha)$  has asymptotic size at most  $\alpha$ .*

The test based on corollary 34 is called the *conditional likelihood-ratio test*. The statistic  $s_{\min}(\beta_0)$  is a measure of instrument strength. It is equal to Anderson's (1951) likelihood-ratio test statistic (see corollary 51 in appendix D) with null hypothesis that  $\Pi_X$  is of full rank in the model  $\tilde{X}(\beta_0) = Z\Pi_X + V_X - \varepsilon \frac{\varepsilon^T M_Z V_X}{\varepsilon^T M_Z \varepsilon}$ , where  $\frac{\varepsilon^T M_Z V_X}{\varepsilon^T M_Z \varepsilon} \xrightarrow{\mathbb{P}} \frac{\text{Cov}(\varepsilon, V_X)}{\text{Var}(\varepsilon)}$ . The distribution of  $\Gamma(k - m_x, m_x, s_{\min}(\beta))$  interpolates between those of the  $\chi^2(m_x) = \text{plim}_{s \rightarrow \infty} \Gamma(k - m_x, m_x, s)$  and the  $\chi^2(k) = \text{plim}_{s \rightarrow 0} \Gamma(k - m_x, m_x, s)$  distributions. Thus, if identification is strong, the conditional likelihood-ratio test is equivalent to the likelihood-ratio test. If identification is very weak, as  $\text{AR}(\hat{\beta}_{\text{LIML}}) \leq s_{\min}(\beta_0)/(k - m_w)$ , the conditional likelihood-ratio test is equivalent to the Anderson-Rubin test.

Proposition 33 does not apply if  $m_w > 0$  and thus does not allow testing individual coefficients of the causal parameter. Kleibergen (2021) conjectures the following.

**Conjecture 35** (Kleibergen, 2021). *Let  $\lambda_1, \lambda_2$  be the smallest and second smallest eigenvalues of  $\left( (X \ W \ y)^T M_Z (X \ W \ y) \right)^{-1} (X \ W \ y)^T P_Z (X \ W \ y)$  and*

$$\mu(\beta) := \lambda_{\min} \left( \left( (W \ y - X\beta)^T M_Z (W \ y - X\beta) \right)^{-1} (W \ y - X\beta)^T P_Z (W \ y - X\beta) \right).$$

*Write  $\tilde{s}_{\min}(\beta) := \lambda_1 + \lambda_2 - \mu(\beta)$ . Then, under the null  $\beta = \beta_0$  and both strong and weak instrument asymptotics, the likelihood-ratio test statistic  $\text{LR}(\beta_0)$  is asymptotically bounded from above by a random variable with distribution  $\Gamma(k - m, m_x, \tilde{s}_{\min}(\beta_0))$ .*

*Proof sketch.* Kleibergen (2021) shows the following arguments first for  $m_x = 1$  and then argues how to extend to  $m_x > 1$ .

When  $m_x = 1$  and  $m_w = 0$ , then, by Equation (19),

$$\text{tr} \left( \left( (X \ y)^T M_Z (X \ y) \right)^{-1} (X \ y)^T P_Z (X \ y) \right) = \text{AR}(\beta_0) + s_{\min}(\beta_0).$$



At the same time, the trace is the sum of eigenvalues  $\lambda_1 + \lambda_2$ , implying that  $s_{\min}(\beta_0) = \lambda_1 + \lambda_2 - \text{AR}(\beta_0)$ .  $\square$

Implementing the conditional likelihood ratio test and its subvector variants requires the approximation of the cumulative distribution function of the limiting distribution (that is, the critical value function of the corresponding test). We discuss approaches to do so in appendix F.

### The Lagrange multiplier test

A possible remedy to the excess degrees of freedom of the Anderson-Rubin test is to consider only  $P_Z X = Z\hat{\Pi}$ , the part of the instruments that is relevant for identification, as instruments. This, but replacing  $\hat{\Pi}$  with  $\hat{\Pi}_{\text{LIML}}$  from lemma 16 to make the test robust to weak instruments, is the idea behind Kleibergen's (2002) Lagrange multiplier test statistic.

**Definition 36** (Kleibergen, 2002). *Assume  $m_w = 0$ . Define*

$$\tilde{X}(\beta) := X - (y - X\beta) \frac{(y - X\beta)^T M_Z X}{(y - X\beta)^T M_Z (y - X\beta)}.$$

The Lagrange multiplier test statistic is

$$\text{LM}(\beta) = (n - k) \frac{(y - X\beta)^T P_{P_Z \tilde{X}(\beta)} (y - X\beta)}{(y - X\beta)^T M_Z (y - X\beta)}.$$

Recall from lemma 16 that  $\hat{\Pi}_{\text{LIML}}(\beta) = (Z^T Z)^{-1} Z^T \tilde{X}(\beta)$  such that  $P_Z \tilde{X}(\beta) = Z \hat{\Pi}_{\text{LIML}}(\beta)$ .

**Theorem 37** (Kleibergen, 2002). *Under both strong and weak instrument asymptotics,  $\text{LM}(\beta_0) \xrightarrow{d} \chi^2(m_x)$  as  $n \rightarrow \infty$ .*

*Proof.* This proof is based on (Kleibergen, 2002). It proceeds in two steps:

- First, we show, separately for weak and strong instrument asymptotics, that

$$(y - X\beta_0)^T P_{P_Z \tilde{X}(\beta_0)} (y - X\beta_0) \xrightarrow{d} \sigma_\varepsilon^2 \cdot \chi^2(m_x).$$

- Second, using Slutsky's Lemma, we conclude that  $\text{LM}(\beta_0) \xrightarrow{d} \chi^2(m_x)$ .

**Step 1:** First, using  $y - X\beta_0 = \varepsilon$ , expand

$$\begin{aligned} (y - X\beta_0)^T P_{P_Z \tilde{X}(\beta_0)} (y - X\beta_0) &= \Psi_\varepsilon^T (Z^T Z)^{-1/2} Z^T \tilde{X}(\beta_0) (\tilde{X}(\beta_0)^T Z (Z^T Z)^{-1} Z^T \tilde{X}(\beta_0))^{-1} \\ &\quad \cdot \tilde{X}(\beta_0)^T Z (Z^T Z)^{-1/2} Z^T \Psi_\varepsilon = \Psi_\varepsilon^T P_{(Z^T Z)^{-1/2} Z^T \tilde{X}(\beta_0)} \Psi_\varepsilon. \end{aligned}$$

Let  $\Psi_{\tilde{X}} := (Z^T Z)^{-1/2} Z^T \tilde{X}(\beta_0)$ .

**Assuming strong instruments,** that is,  $\Pi_X$  is constant and of full rank, we calculate

$$\begin{aligned}\frac{1}{\sqrt{n}}\Psi_{\tilde{X}} &= \frac{1}{\sqrt{n}}(Z^T Z)^{1/2}\Pi_X + \frac{1}{\sqrt{n}}\Psi_{V_X} - \frac{1}{\sqrt{n}}\Psi_\varepsilon \frac{\varepsilon^T M_Z X}{\varepsilon^T M_Z \varepsilon} \\ &\xrightarrow{\mathbb{P}} Q^{1/2}\Pi_X.\end{aligned}$$

Thus,

$$\begin{aligned}(y - X\beta_0)^T P_{P_Z \tilde{X}(\beta_0)}(y - X\beta_0) &= \Psi_\varepsilon^T P_{\frac{1}{\sqrt{n}}(Z^T Z)^{-1/2} Z^T \tilde{X}(\beta_0)} \Psi_\varepsilon \\ &\xrightarrow{\mathbb{P}} \Psi_\varepsilon^T P_{Q^{1/2}\Pi_X} \Psi_\varepsilon \xrightarrow{d} \sigma_\varepsilon^2 \cdot \chi^2(m_x)\end{aligned}$$

as  $\text{rank}(Q^{1/2}\Pi_X) = m_x$

**Assuming weak instruments,** that is,  $\Pi_X = \frac{1}{\sqrt{n}}C_X$  for some fixed  $C_X$  of full rank, we calculate

$$\begin{aligned}\Psi_{\tilde{X}} &= \frac{1}{\sqrt{n}}(Z^T Z)^{1/2}C_X + \Psi_{V_X} - \Psi_\varepsilon \frac{\varepsilon^T M_Z X}{\varepsilon^T M_Z \varepsilon} \\ &\xrightarrow{\mathbb{P}} Q^{1/2}C_X + \Psi_{V_X} - \Psi_\varepsilon \frac{\Omega_{\varepsilon, V_X}}{\sigma_\varepsilon^2},\end{aligned}$$

as  $\frac{1}{n-k}\varepsilon^T M_Z X = \frac{1}{n-k}\varepsilon^T M_Z V_X = \frac{1}{n-k}\varepsilon^T V_X - \frac{1}{n-k}\Psi_\varepsilon^T \Psi_{V_X} \xrightarrow{\mathbb{P}} \Omega_{\varepsilon, V_X}$  by assumption 1 (a) and similarly  $\frac{1}{n-k}\varepsilon^T M_Z \varepsilon \xrightarrow{\mathbb{P}} \sigma_\varepsilon^2$ . By Slutsky's Lemma and assumption 1 (b), as  $\Psi_\varepsilon, \Psi_{V_X}$  are asymptotically jointly normal, so are  $\Psi_\varepsilon, \Psi_{\tilde{X}}$ . We calculate

$$\begin{aligned}\text{Cov}(\Psi_{\tilde{X}}, \Psi_\varepsilon) &= \text{Cov}(\Psi_{V_X}, \Psi_\varepsilon) - \text{Cov}\left(\Psi_\varepsilon \frac{\varepsilon^T M_Z X}{\varepsilon^T M_Z \varepsilon}, \Psi_\varepsilon\right) \\ &\xrightarrow{\mathbb{P}, \text{ by assumption 1 a, b}} \Omega_{V_X, \varepsilon} - \sigma_\varepsilon^2 \frac{\Omega_{V_X, \varepsilon}}{\sigma_\varepsilon^2} = 0.\end{aligned}$$

Thus,  $\Psi_{\tilde{X}}$  and  $\Psi_\varepsilon$  are asymptotically uncorrelated and by their asymptotic normality thus asymptotically independent. The random variable

$$(y - X\beta_0)^T P_{P_Z \tilde{X}(\beta_0)}(y - X\beta_0) = \Psi_\varepsilon^T P_{\frac{1}{\sqrt{n}}\Psi_{\tilde{X}}} \Psi_\varepsilon$$

is, conditionally on  $\Psi_{\tilde{X}}$ , asymptotically  $\sigma_\varepsilon^2 \cdot \chi^2(m_x)$ -distributed. By asymptotic independence of  $\Psi_{\tilde{X}}$  and  $\Psi_\varepsilon$ , this also holds unconditionally.

**Step 2:** Finally,

$$\frac{1}{n-k}(y - X\beta_0)^T M_Z (y - X\beta_0) \xrightarrow{\mathbb{P}} \sigma_\varepsilon^2$$

and thus

$$\text{LM}(\beta_0) = (n-k) \frac{(y - X\beta)^T P_{P_Z \tilde{X}(\beta)}(y - X\beta)}{(y - X\beta)^T M_Z (y - X\beta)} \xrightarrow{\mathbb{P}} \chi^2(m_x)$$

by Slutsky's Lemma. □

The Lagrange multiplier test is also called *score test*, as it is a quadratic form of the score

$$\frac{d}{d\beta} k \text{AR}(\beta) = -2(n-k) \frac{\tilde{X}(\beta) P_Z (y - X\beta)}{(y - X\beta)^T M_Z (y - X\beta)},$$

see lemma 44. However, as the Fisher information  $I(\beta) \neq 4(n-k)^2 \frac{\tilde{X}(\beta)^T P_Z \tilde{X}(\beta)}{((y - X\beta)^T M_Z (y - X\beta))^2}$ , it is not equal to the classical score test, which would not be robust to weak instruments.

The Lagrange multiplier test statistic overcomes the problem of excess degrees of freedom of the Anderson-Rubin test. However, it does not allow for testing of individual components of the causal parameter. We propose a subvector extension of the Lagrange multiplier test statistic.

**Definition 1.** *Let*

$$\tilde{S}(\beta, \gamma) := (X \quad W) - (y - X\beta - W\gamma) \frac{(y - X\beta - W\gamma)^T M_Z (X \quad W)}{(y - X\beta - W\gamma)^T M_Z (y - X\beta - W\gamma)}.$$

The subvector Lagrange multiplier test statistic is

$$\text{LM}(\beta) := (n-k) \min_{\gamma \in \mathbb{R}^{m_w}} \frac{(y - X\beta - W\gamma)^T P_{P_Z \tilde{S}(\beta, \gamma)} (y - X\beta - W\gamma)}{(y - X\beta - W\gamma)^T M_Z (y - X\beta - W\gamma)}. \quad (1)$$

This reduces to definition 36 if  $m_w = 0$ .

**Technical condition 1.** *Assume there exists a  $\gamma^* \in \mathbb{R}^{m_w}$  such that*

$$\gamma^* = \gamma_0 + (\Pi_W^T Z^T P_{P_Z \tilde{S}(\beta_0, \gamma^*)} W)^{-1} \Pi_W^T Z^T P_{P_Z \tilde{S}(\beta_0, \gamma^*)} \varepsilon,$$

or, equivalently,

$$\Pi_W^T Z^T P_{P_Z \tilde{S}(\beta_0, \gamma^*)} (\varepsilon + W(\gamma_0 - \gamma^*)) = 0.$$

**Theorem 2.** *Consider model 1 and assume assumption 1 and technical condition 1 hold. Under the null  $\beta = \beta_0$ , under both strong and weak instrument asymptotics, the subvector Lagrange multiplier test statistic is bounded from above by a random variable that is asymptotically  $\chi^2(m_x)$  distributed.*

*Proof.* We proceed in four steps:

- First, we show that  $\gamma^*$  from technical condition 1 satisfies

$$(y - X\beta_0 - W\gamma^*)^T P_{P_Z \tilde{S}(\beta_0, \gamma^*)} (y - X\beta_0 - W\gamma^*) = \Psi_{\varepsilon^*}^T (P_{\Psi_{\tilde{S}}} - P_{P_{\Psi_{\tilde{S}}} Q^{1/2} \Pi_W}) \Psi_{\varepsilon^*},$$

where  $\Psi_{\varepsilon^*} \in \mathbb{R}^k$  and  $\Psi_{\tilde{S}} \in \mathbb{R}^{k \times m}$  are random variables.

- Second, we show that under assumption 1, the random variables'  $\Psi_{\varepsilon^*}$  and  $\Psi_{\tilde{V}} := \Psi_{\tilde{S}} - (Z^T Z)^{1/2} (\Pi_X \quad \Pi_W)$  rows are asymptotically centered Gaussian, asymptotically uncorrelated, and thus asymptotically independent.
- Third, we argue, both for weak and strong instrument asymptotics, that

$$\Psi_{\varepsilon^*}^T (P_{\Psi_{\tilde{V}}} - P_{P_{\Psi_{\tilde{V}}} Q^{1/2} \Pi_W}) \Psi_{\varepsilon^*} \xrightarrow{d} \text{Var}(\Psi_{\varepsilon^*}) \chi^2(m_x).$$

- We conclude as

$$\text{LM}(\beta_0) \leq (n-k) \frac{(y - X\beta_0 - W\gamma^*)^T P_{P_Z \tilde{S}(\beta_0, \gamma^*)} (y - X\beta_0 - W\gamma^*)}{(y - X\beta_0 - W\gamma^*)^T M_Z (y - X\beta_0 - W\gamma^*)}$$

$$\text{and } \frac{1}{n-k} (y - X\beta_0 - W\gamma^*)^T M_Z (y - X\beta_0 - W\gamma^*) \xrightarrow{\mathbb{P}} \text{Var}(\Psi_{\varepsilon^*}).$$

**Step 1:** By technical condition 1, there exists some  $\gamma^* \in \mathbb{R}^{m_w}$  such that  $\Pi_W^T Z^T P_{P_Z \tilde{S}(\beta_0, \gamma^*)} (\varepsilon + W(\gamma_0 - \gamma^*)) = 0$ . Then

$$\begin{aligned} \gamma^* - \gamma_0 &= -(\Pi_W^T Z^T P_{P_Z \tilde{S}(\beta_0, \gamma^*)} Z \Pi_W)^{-1} \Pi_W^T Z^T P_{P_Z \tilde{S}(\beta_0, \gamma^*)} Z \Pi_W (\gamma_0 - \gamma^*) \\ &\stackrel{\text{technical condition 1}}{=} (\Pi_W^T Z^T P_{P_Z \tilde{S}(\beta_0, \gamma^*)} Z \Pi_W)^{-1} \Pi_W^T Z^T P_{P_Z \tilde{S}(\beta_0, \gamma^*)} (\varepsilon + V_W(\gamma_0 - \gamma^*)) \\ &\Rightarrow P_{P_Z \tilde{S}(\beta_0, \gamma^*)} Z \Pi_W (\gamma_0 - \gamma^*) = -P_{P_Z \tilde{S}(\beta_0, \gamma^*)} Z \Pi_W (\varepsilon + V_W(\gamma_0 - \gamma^*)) \end{aligned}$$

and thus

$$\begin{aligned} P_{P_Z \tilde{S}(\beta_0, \gamma^*)} (y - X\beta_0 - W\gamma^*) &= P_{P_Z \tilde{S}(\beta_0, \gamma^*)} (\varepsilon + V_W(\gamma_0 - \gamma^*) + Z \Pi_W (\gamma_0 - \gamma^*)) \\ &= P_{P_Z \tilde{S}(\beta_0, \gamma^*)} M_{P_{P_Z \tilde{S}(\beta_0, \gamma^*)} Z \Pi_W} (\varepsilon + V_W(\gamma_0 - \gamma^*)) \\ &= M_{P_{P_Z \tilde{S}(\beta_0, \gamma^*)} Z \Pi_W} P_{P_Z \tilde{S}(\beta_0, \gamma^*)} (\varepsilon + V_W(\gamma_0 - \gamma^*)) \end{aligned} \quad (20)$$

as  $P_{P_Z \tilde{S}(\beta_0, \gamma^*)}$  and  $M_{P_{P_Z \tilde{S}(\beta_0, \gamma^*)} Z \Pi_W}$  commute. Define  $\varepsilon^* := \varepsilon + V_W(\gamma_0 - \gamma^*)$ . Write

$$\begin{aligned} \Psi_{\varepsilon^*} &:= \Psi_\varepsilon + \Psi_{V_W}(\gamma_0 - \gamma^*) = (Z^T Z)^{-1/2} Z^T \varepsilon^* \\ \Psi_{\tilde{V}} &:= (\Psi_{V_X} \quad \Psi_{V_W}) - \Psi_{\varepsilon^*} \frac{\varepsilon^{*T} M_Z (X \quad W)}{\varepsilon^{*T} M_Z \varepsilon^*}, \text{ and} \\ \Psi_{\tilde{S}} &:= \Psi_{\tilde{V}} + (Z^T Z)^{1/2} (\Pi_X \quad \Pi_W) = (Z^T Z)^{-1/2} Z^T \tilde{S}(\beta_0, \gamma^*) \end{aligned}$$

Expand

$$P_{P_Z \tilde{S}(\beta_0, \gamma^*)} = Z(Z^T Z)^{-1/2} \Psi_{\tilde{S}} (\Psi_{\tilde{S}}^T \Psi_{\tilde{S}})^{-1} \Psi_{\tilde{S}}^T (Z^T Z)^{-1/2} Z^T = Z(Z^T Z)^{-1/2} P_{\Psi_{\tilde{S}}} (Z^T Z)^{-1/2} Z^T$$

such that

$$P_{P_Z \tilde{S}(\beta_0, \gamma^*)} Z \Pi_W = Z(Z^T Z)^{-1/2} P_{\Psi_{\tilde{S}}} (Z^T Z)^{1/2} \Pi_W$$

and

$$\begin{aligned} M_{P_{P_Z \tilde{S}(\beta_0, \gamma^*)} Z \Pi_W} &= (\text{Id}_n - P_{P_{P_Z \tilde{S}(\beta_0, \gamma^*)} Z \Pi_W}) \\ &= (\text{Id}_n - Z(Z^T Z)^{-1/2} P_{\Psi_{\tilde{S}}} (Z^T Z)^{1/2} \Pi_W (\Pi_W^T (Z^T Z)^{1/2} P_{\Psi_{\tilde{S}}}^T P_{\Psi_{\tilde{S}}} (Z^T Z)^{1/2} \Pi_W)^{-1} \\ &\quad \Pi_W^T (Z^T Z)^{1/2} P_{\Psi_{\tilde{S}}}^T (Z^T Z)^{-1/2} Z^T) = \text{Id}_n - Z(Z^T Z)^{-1/2} P_{P_{\Psi_{\tilde{S}}} (Z^T Z)^{1/2} \Pi_W} (Z^T Z)^{-1/2} Z^T. \end{aligned}$$

We combine this to get

$$\begin{aligned} (y - X\beta_0 - W\gamma^*)^T P_{P_Z \tilde{S}(\beta_0, \gamma^*)} (y - X\beta_0 - W\gamma^*) &\stackrel{(20)}{=} \varepsilon^{*T} P_{P_Z \tilde{S}(\beta_0, \gamma^*)} M_{P_{P_Z \tilde{S}(\beta_0, \gamma^*)} Z \Pi_W} P_{P_Z \tilde{S}(\beta_0, \gamma^*)} \varepsilon^* \\ &= \Psi_{\varepsilon^*}^T (P_{\Psi_{\tilde{S}}} - P_{P_{\Psi_{\tilde{S}}} (Z^T Z)^{1/2} \Pi_W}) \Psi_{\varepsilon^*}. \end{aligned}$$

**Step 2:** By assumption 1

$$\text{vec} (\Psi_\varepsilon \quad \Psi_{V_X} \quad \Psi_{V_W}) \xrightarrow{d} \mathcal{N}(0, \Omega \otimes \text{Id}_k)$$

and thus

$$\text{vec} \begin{pmatrix} \Psi_{\varepsilon^*} & \Psi_{V_X} & \Psi_{V_W} \end{pmatrix} \xrightarrow{d} \mathcal{N} \left( 0, \underbrace{\begin{pmatrix} 1 & 0 & 0 \\ 0 & \text{Id}_{m_x} & 0 \\ \gamma_0 - \gamma & 0 & \text{Id}_{m_w} \end{pmatrix}^T \Omega \begin{pmatrix} 1 & 0 & 0 \\ 0 & \text{Id}_{m_x} & 0 \\ \gamma_0 - \gamma & 0 & \text{Id}_{m_w} \end{pmatrix}}_{=: \Omega^*} \otimes \text{Id}_k \right).$$

By assumption 1 (a),  $\frac{\varepsilon^{*T} M_Z (X \ W)}{\varepsilon^{*T} M_Z \varepsilon^*} \xrightarrow{\mathbb{P}} \frac{\Omega_{\varepsilon^*, (V_X \ V_W)}^*}{\Omega_{\varepsilon^*}^*}$ , implying that

$$\begin{aligned} \text{Cov}(\Psi_{\varepsilon^*}, \Psi_{\tilde{V}}) &= \text{Cov}(\Psi_{\varepsilon^*}, (\Psi_{V_X} \ \Psi_{V_W})) - \Psi_{\varepsilon^*} \frac{\varepsilon^{*T} M_Z (X \ W)}{\varepsilon^{*T} M_Z \varepsilon^*} \\ &\xrightarrow{\mathbb{P}} \text{Cov}(\Psi_{\varepsilon^*}, (\Psi_{V_X} \ \Psi_{V_W})) - \Psi_{\varepsilon^*} \frac{\Omega_{\varepsilon^*, (V_X \ V_W)}^*}{\Omega_{\varepsilon^*}^*} \\ &\xrightarrow{\mathbb{P}} \Omega_{\varepsilon^*, (V_X \ V_W)}^* - \Omega_{\varepsilon^*}^* \frac{\Omega_{\varepsilon^*, (V_X \ V_W)}^*}{\Omega_{\varepsilon^*}^*} = 0. \end{aligned}$$

Thus  $\Psi_{\varepsilon^*}$  and  $\Psi_{\tilde{V}}$  are asymptotically uncorrelated and by their asymptotic normality thus asymptotically independent.

**Step 3 for strong instrument asymptotics:** Here,  $\Pi_W$  is constant and of full rank. We calculate

$$\text{plim} \frac{1}{\sqrt{n}} \Psi_{\tilde{S}} = \text{plim} \frac{1}{\sqrt{n}} (Z^T Z)^{1/2} \Pi_W + \frac{1}{\sqrt{n}} \Psi_{\tilde{V}} = Q^{1/2} \Pi_W,$$

as  $\Psi_{\tilde{V}}$  is asymptotically Gaussian and thus  $\frac{1}{\sqrt{n}} \Psi_{\tilde{V}} \xrightarrow{\mathbb{P}} 0$ . Then,

$$\begin{aligned} \Psi_{\varepsilon^*}^T (P_{\Psi_{\tilde{S}}} - P_{P_{\Psi_{\tilde{S}}} (Z^T Z)^{1/2} \Pi_W}) \Psi_{\varepsilon^*} &= \Psi_{\varepsilon^*}^T (P_{\frac{1}{\sqrt{n}} \Psi_{\tilde{S}}} - P_{P_{\frac{1}{\sqrt{n}} \Psi_{\tilde{S}}} \frac{1}{\sqrt{n}} (Z^T Z)^{1/2} \Pi_W}) \Psi_{\varepsilon^*} \\ &\xrightarrow{\mathbb{P}} \Psi_{\varepsilon^*}^T (P_{Q^{1/2} (\Pi_X \ \Pi_W)} - P_{Q^{1/2} \Pi_W}) \Psi_{\varepsilon^*} \\ &= \Psi_{\varepsilon^*}^T P_{M_{Q^{1/2} \Pi_W} Q^{1/2} \Pi_X} \Psi_{\varepsilon^*} \xrightarrow{d} \text{Var}(\Psi_{\varepsilon^*}) \cdot \chi^2(m_x), \end{aligned}$$

as  $\Psi_{\varepsilon^*} \xrightarrow{d} \mathcal{N}(0, \Omega_{\varepsilon^*}^* \cdot \text{Id}_k)$  and  $\text{rank}(M_{Q^{1/2} \Pi_W} Q^{1/2} \Pi_X) = \text{rank}(Q^{1/2} M_{\Pi_W} \Pi_X) = m_x$ .

**Step 3 for weak instrument asymptotics:** Here,  $\Pi_X = \frac{1}{\sqrt{n}} C_X$  for some fixed  $C_X$  of full rank. We calculate

$$\text{plim} \Psi_{\tilde{S}} = \text{plim} \frac{1}{\sqrt{n}} (Z^T Z)^{1/2} C_W + \Psi_{\tilde{V}} = Q^{1/2} C_W + \Psi_{\tilde{V}}$$

and

$$\begin{aligned} \Psi_{\varepsilon^*}^T (P_{\Psi_{\tilde{S}}} - P_{P_{\Psi_{\tilde{S}}} (Z^T Z)^{1/2} \Pi_W}) \Psi_{\varepsilon^*} \\ \xrightarrow{\mathbb{P}} \Psi_{\varepsilon^*}^T (P_{Q^{1/2} (C_X \ C_W) + \Psi_{\tilde{V}}} - P_{P_{Q^{1/2} (C_X \ C_W) + \Psi_{\tilde{V}}} Q^{1/2} C_W}) \Psi_{\varepsilon^*} \end{aligned}$$

We have  $\Psi_{\varepsilon^*} \xrightarrow{d} \mathcal{N}(0, \Omega_{\varepsilon^*}^* \cdot \text{Id}_k)$ ,

$$\text{rank}(P_{Q^{1/2}(C_X \ C_W)+\Psi_{\tilde{V}}} - P_{P_{Q^{1/2}(C_X \ C_W)+\Psi_{\tilde{V}}} Q^{1/2}\Pi_W}) = m_x,$$

and that, by Step 2,  $\Psi_{\tilde{V}}$  and  $\Psi_{\varepsilon^*}$  are asymptotically independent. Thus, the above is asymptotically  $\Omega_{\varepsilon^*}^* \cdot \chi^2(m_x)$ -distributed.

**Step 4:** Note that

$$\frac{1}{n-k} (y - X\beta_0 - W\gamma^*)^T M_Z (y - X\beta_0 - W\gamma^*) = \frac{1}{n-k} \varepsilon^{*T} M_Z \varepsilon^* \xrightarrow{\mathbb{P}} \Omega_{\varepsilon^*}^*.$$

Thus

$$\begin{aligned} \text{LM}(\beta_0) &= (n-k) \min_{\gamma \in \mathbb{R}^{m_w}} \frac{(y - X\beta_0 - W\gamma)^T P_{P_Z \tilde{S}(\beta_0, \gamma)} (y - X\beta_0 - W\gamma)}{(y - X\beta_0 - W\gamma)^T M_Z (y - X\beta_0 - W\gamma)} \\ &\leq (n-k) \frac{(y - X\beta_0 - W\gamma^*)^T P_{P_Z \tilde{S}(\beta_0, \gamma^*)} (y - X\beta_0 - W\gamma^*)}{(y - X\beta_0 - W\gamma^*)^T M_Z (y - X\beta_0 - W\gamma^*)} \xrightarrow{d} \chi^2(m_x) \end{aligned}$$

by Slutsky's Lemma. □

This directly implies the following corollary.

**Corollary 3.** *Consider model 1 and assume assumption 1 and technical condition 1 hold. Let  $F_{\chi^2(m_x)}$  be the cumulative distribution function of a chi-squared random variable with  $m_x$  degrees of freedom. Under model 1 and both strong and weak instrument asymptotics, a test that rejects the null  $H_0 : \beta = \beta_0$  whenever  $\text{LM}(\beta) > F_{\chi^2(m_x)}^{-1}(1 - \alpha)$  has asymptotic size at most  $\alpha$ .*

Thus, the weak-instrument-robust subvector Lagrange multiplier test achieves the same degrees of freedom as the non-robust but commonly used Wald test. To our knowledge, this is the first weak-instrument-robust subvector test statistic for the causal parameter in instrumental variables regression to achieve this.

**Conjecture 4.** *Technical condition 1 holds with probability tending to 1 as  $n \rightarrow \infty$ .*

Note that the minimization in equation (1) is not equivalent to plugging in the LIML estimator for  $\gamma$  using outcomes  $y - X\beta$ , covariates  $W$ , and instruments  $Z$ . In fact, Guggenberger et al. (2012) describe a data-generating process (see section 3.1 for details) with  $m_w = m_x = 1$ ,  $k$  large,  $\Pi_W$  and  $\Pi_X$  almost colinear,  $\Pi_W$  small, and  $\text{Cor}(V_W, \varepsilon)$  high, for which the test that results from plugging in the LIML estimator for  $\gamma$  is size inflated. We compare the empirical size of different subvector tests for Guggenberger et al.'s (2012) data-generating process in section 3.1.

## A.4 Confidence sets

The Wald, Anderson-Rubin, (conditional) likelihood-ratio, and Lagrange multiplier tests and their subvector variants can be inverted to yield confidence sets for the causal parameter of interest  $\beta_0$  in model 1.

**Definition 38.** *Assume model 1. Let  $\alpha > 0$ .*

- The (subvector) inverse Wald test confidence set using estimator  $\hat{\beta}$  of confidence level  $1 - \alpha$  is

$$\text{CI}_{\text{Wald}\hat{\beta}}(1 - \alpha) := \left\{ \beta \in \mathbb{R}^{m_x} \mid \text{Wald}_{\hat{\beta}}(\beta) \leq F_{\chi^2(m_x)}^{-1}(1 - \alpha) \right\}.$$

- The (subvector) inverse Anderson-Rubin test confidence set of confidence level  $1 - \alpha$  is

$$\text{CI}_{\text{AR}}(1 - \alpha) := \left\{ \beta \in \mathbb{R}^{m_x} \mid (k - m_w) \cdot \text{AR}(\beta) \leq F_{\chi^2(k - m_w)}^{-1}(1 - \alpha) \right\}.$$

- The (subvector) inverse likelihood-ratio test confidence set of confidence level  $1 - \alpha$  is

$$\text{CI}_{\text{LR}}(1 - \alpha) := \left\{ \beta \in \mathbb{R}^{m_x} \mid \text{LR}(\beta) \leq F_{\chi^2(m_x)}^{-1}(1 - \alpha) \right\}.$$

- The (subvector) inverse conditional likelihood-ratio test confidence set of confidence level  $1 - \alpha$  is

$$\text{CI}_{\text{CLR}}(1 - \alpha) := \left\{ \beta \in \mathbb{R}^{m_x} \mid \text{CLR}(\beta) \leq F_{\Gamma(k - m, m_x, s_{\min}(\beta))}^{-1}(1 - \alpha) \right\},$$

where  $\Gamma$  and  $s_{\min}$  are defined in proposition 33.

- The (subvector) inverse Lagrange multiplier test confidence set of confidence level  $1 - \alpha$  is

$$\text{CI}_{\text{LM}}(1 - \alpha) := \left\{ \beta \in \mathbb{R}^{m_x} \mid \text{LM}(\beta) \leq F_{\chi^2(m_x)}^{-1}(1 - \alpha) \right\}.$$

**Corollary 39.** Assume model 1. Let  $\alpha > 0$ .

- Under strong instrument asymptotics, for any sequence  $\kappa_n$  such that  $\sqrt{n}(\kappa_n - 1) \xrightarrow{\mathbb{P}} 0$ , the inverse Wald confidence set using estimator  $\hat{\beta}_{\kappa}(\kappa_n)$  of confidence level  $1 - \alpha$  has asymptotic coverage at least  $1 - \alpha$ .
- Under strong and weak instrument asymptotics, the inverse (subvector) Anderson-Rubin test confidence set of confidence level  $1 - \alpha$  has asymptotic coverage at least  $1 - \alpha$ .
- Under strong instrument asymptotics, the inverse (subvector) likelihood ratio test confidence set of confidence level  $1 - \alpha$  has asymptotic coverage at least  $1 - \alpha$ .
- Assume  $m_w = 0$ . Under strong and weak instrument asymptotics, the inverse conditional likelihood ratio test confidence set of confidence level  $1 - \alpha$  has asymptotic coverage at least  $1 - \alpha$ .
- Assume the technical condition 1 holds. Under strong and weak instrument asymptotics, the inverse Lagrange multiplier confidence set of confidence level  $1 - \alpha$  has asymptotic coverage at least  $1 - \alpha$ .

*Proof.* This follows from corollary 24, corollary 28, corollary 31, corollary 34, and corollary 3.  $\square$

All the above confidence sets can be numerically approximated by constructing a grid of values for  $\beta$  and computing the corresponding test statistic for each value. Additionally, the inverse Wald, inverse Anderson-Rubin, and inverse likelihood-ratio confidence sets have closed forms, which we present below.

**Proposition 40.** *The inverse Wald, likelihood-ratio, and Anderson-Rubin test confidence sets describe quadrics in  $\mathbb{R}^{m_x}$ . Let  $S := (X \ W)$  and  $B \in \mathbb{R}^{m_x \times m}$  have ones on the diagonal and zeros elsewhere, such that  $BS = X$ . Let*

$$\kappa_{\text{AR}}(\alpha) = 1 + F_{\chi^2(k-m_w)}^{-1}(1-\alpha)/(n-k) \quad \text{and} \quad \kappa_{\text{LR}}(\alpha) = \hat{\kappa}_{\text{LIML}} + F_{\chi^2(m_x)}^{-1}(1-\alpha)/(n-k).$$

Let

$$\begin{aligned} A(\kappa) := & \left( B (S^T (\text{Id}_n - \kappa M_Z) S)^{-1} B^T \right)^{-1} = X^T (\text{Id}_n - \kappa M_Z) X \\ & - X^T (\text{Id}_n - \kappa M_Z) W (W^T (\text{Id}_n - \kappa M_Z) W)^{-1} W^T (\text{Id}_n - \kappa M_Z) X. \end{aligned}$$

Let  $\hat{\sigma}_{\text{Wald}}^2(\kappa) := \frac{1}{n-m} \|y - S\hat{\beta}_k(\kappa)\|^2$  and  $\hat{\sigma}^2(\kappa) := \frac{1}{n-k} \|M_Z(y - S\hat{\beta}_k(\kappa))\|^2$ . If  $m_w > 0$ , let  $\kappa_{\text{max}} := \lambda_{\min}((W^T M_Z W)^{-1} W^T P_Z W) + 1$ . Else  $\kappa_{\text{min}} := \infty$ .

- If  $\kappa \leq \kappa_{\text{max}}$ , then

$$\begin{aligned} \text{CI}_{\text{Wald}_{\hat{\beta}_k(\kappa)}}(1-\alpha) = & \left\{ \beta \in \mathbb{R}^{m_x} \mid \left( \beta - B\hat{\beta}_k(\kappa) \right)^T A(\kappa) \left( \beta - B\hat{\beta}_k(\kappa) \right) \right. \\ & \left. \leq \hat{\sigma}_{\text{Wald}}^2(\kappa) \cdot F_{\chi^2(m_x)}^{-1}(1-\alpha) \right\}. \end{aligned}$$

Else,  $\text{CI}_{\text{Wald}_{\hat{\beta}_k(\kappa)}}(1-\alpha) = \mathbb{R}^{m_x}$ .

- If  $\kappa_{\text{AR}}(\alpha) \leq \kappa_{\text{max}}$ , then

$$\begin{aligned} \text{CI}_{\text{AR}}(1-\alpha) = & \left\{ \beta \in \mathbb{R}^{m_x} \mid \left( \beta - B\hat{\beta}_k(\kappa_{\text{AR}}(\alpha)) \right)^T A(\kappa_{\text{AR}}(\alpha)) \left( \beta - B\hat{\beta}_k(\kappa_{\text{AR}}(\alpha)) \right) \right. \\ & \left. \leq \hat{\sigma}^2(\kappa_{\text{AR}}(\alpha)) \cdot (F_{\chi^2(k-m_w)}^{-1}(1-\alpha) - k \text{AR}(\hat{\beta}_k(\kappa_{\text{AR}}(\alpha)))) \right\}. \end{aligned}$$

Else,  $\text{CI}_{\text{AR}}(1-\alpha) = \mathbb{R}^{m_x}$ .

- If  $\kappa_{\text{LR}}(\alpha) \leq \kappa_{\text{max}}$ , then

$$\begin{aligned} \text{CI}_{\text{LR}}(1-\alpha) = & \left\{ \beta \in \mathbb{R}^{m_x} \mid \left( \beta - B\hat{\beta}_k(\kappa_{\text{LR}}(\alpha)) \right)^T A(\kappa_{\text{LR}}(\alpha)) \left( \beta - B\hat{\beta}_k(\kappa_{\text{LR}}(\alpha)) \right) \right. \\ & \left. \leq \hat{\sigma}^2(\kappa_{\text{LR}}(\alpha)) \cdot (F_{\chi^2(m_x)}^{-1}(1-\alpha) + k \text{AR}(\hat{\beta}_{\text{LIML}}) - k \text{AR}(\hat{\beta}_k(\kappa_{\text{LR}}(\alpha)))) \right\}. \end{aligned}$$

Else,  $\text{CI}_{\text{LR}}(1-\alpha) = \mathbb{R}^{m_x}$ .

*Proof.* Let  $m_w = 0$ . By definition

$$\begin{aligned} \text{Wald}_{\hat{\beta}_k(\kappa)}(\beta) \leq F_{\chi^2(m_x)}^{-1}(1-\alpha) & \Leftrightarrow (\beta - \hat{\beta}_k(\kappa))^T (X^T (\kappa P_Z + (1-\kappa)\text{Id}_n) X) (\beta - \hat{\beta}_k(\kappa)) \\ & \leq \hat{\sigma}_{\text{Wald}}^2(\kappa) \cdot F_{\chi^2(m_x)}^{-1}(1-\alpha). \quad (21) \end{aligned}$$



Let  $\tilde{\text{AR}}(\beta) := (n - k) \frac{(y - X\beta)^T P_Z (y - X\beta)}{(y - X\beta)^T M_Z (y - X\beta)}$ . We prove that

$$\begin{aligned} \tilde{\text{AR}}(\beta) &\leq (n - k)(\kappa - 1) \Leftrightarrow (\beta - \hat{\beta}_k(\kappa))^T (X^T (\kappa P_Z + (1 - \kappa)\text{Id}) X) (\beta - \hat{\beta}_k(\kappa)) \\ &\leq \hat{\sigma}^2(\kappa) \cdot \left( (n - k)(\kappa - 1) - \tilde{\text{AR}}(\hat{\beta}_k(\kappa)) \right). \end{aligned} \quad (22)$$

Calculate

$$\begin{aligned} \tilde{\text{AR}}(\beta) &= (n - k) \frac{(y - X\beta)^T P_Z (y - X\beta)}{(y - X\beta)^T M_Z (y - X\beta)} \leq (n - k)(\kappa - 1) \\ &\Leftrightarrow (y - X\beta)^T P_Z (y - X\beta) \leq (\kappa - 1)(y - X\beta)^T M_Z (y - X\beta) \\ &\Leftrightarrow (y - X\beta)^T (P_Z + (1 - \kappa)M_Z)(y - X\beta) \leq 0. \end{aligned}$$

Here,

$$\begin{aligned} &(y - X\beta)^T (P_Z + (1 - \kappa)M_Z)(y - X\beta) \\ &= \beta^T (X^T (P_Z + (1 - \kappa)M_Z) X) \beta - 2\beta^T \underbrace{X^T (P_Z + (1 - \kappa)M_Z) y}_{=(X^T (P_Z + (1 - \kappa)M_Z) X) \hat{\beta}_k(\kappa)} + y^T (P_Z + (1 - \kappa)M_Z) y \\ &= (\beta - \hat{\beta}_k(\kappa))^T (X^T (P_Z + (1 - \kappa)M_Z) X) (\beta - \hat{\beta}_k(\kappa)) + y^T (P_Z + (1 - \kappa)M_Z) y \\ &\quad - \underbrace{\hat{\beta}_k(\kappa)^T X^T (P_Z + (1 - \kappa)M_Z) X \hat{\beta}_k(\kappa)}_{=\hat{\beta}_k(\kappa)^T X^T (P_Z + (1 - \kappa)M_Z) y} \\ &= (\beta - \hat{\beta}_k(\kappa))^T (X^T (P_Z + (1 - \kappa)M_Z) X) (\beta - \hat{\beta}_k(\kappa)) \\ &\quad + (y - X\hat{\beta}_k(\kappa))^T (P_Z + (1 - \kappa)M_Z)(y - X\hat{\beta}_k(\kappa)), \end{aligned}$$

as  $(y - X\hat{\beta}_k(\kappa))^T (P_Z + (1 - \kappa)M_Z) X \hat{\beta}_k(\kappa) = 0$ . Now, rewrite

$$\begin{aligned} &(y - X\hat{\beta}_k(\kappa))^T (P_Z + (1 - \kappa)M_Z)(y - X\hat{\beta}_k(\kappa)) \\ &= (y - X\hat{\beta}_k(\kappa)) P_Z (y - X\hat{\beta}_k(\kappa)) + (1 - \kappa)(y - X\hat{\beta}_k(\kappa))^T M_Z (y - X\hat{\beta}_k(\kappa)) \\ &= \hat{\sigma}^2(\kappa) \cdot (\tilde{\text{AR}}(\hat{\beta}_k(\kappa)) + (n - k)(1 - \kappa)). \end{aligned}$$

This proves (22). If  $m_w = 0$ , then  $\beta \in \text{CI}_{\text{AR}}(1 - \alpha)$  if and only if  $\tilde{\text{AR}}(\beta) \leq F_{\chi^2(k)}^{-1}(1 - \alpha)$ . The expression of  $\text{CI}_{\text{AR}}(1 - \alpha)$  follows from (22) with

$$(n - k)(\kappa_{\text{AR}}(\alpha) - 1) = F_{\chi^2(k)}^{-1}(1 - \alpha) \Leftrightarrow \kappa_{\text{AR}}(\alpha) = 1 + F_{\chi^2(k)}^{-1}(1 - \alpha)/(n - k).$$

Also,  $\beta \in \text{CI}_{\text{LR}}(1 - \alpha)$  if and only if  $\tilde{\text{AR}}(\beta) - \min_b \tilde{\text{AR}}(b) \leq F_{\chi^2(m_x)}^{-1}(1 - \alpha)/(n - k)$ . The expression of  $\text{CI}_{\text{LR}}(1 - \alpha)$  thus follows from (22) with  $\kappa_{\text{LR}}(\alpha) = 1 + (\min_b \tilde{\text{AR}}(b) + F_{\chi^2(m_x)}^{-1}(1 - \alpha))/(n - k) = \hat{\kappa}_{\text{LIML}} + F_{\chi^2(m_x)}^{-1}(1 - \alpha)/(n - k)$ .

Apply lemma 43 with  $X \leftarrow W$ . This implies that  $W^T (\kappa P_Z + (1 - \kappa)\text{Id}) W$  is positive semi-definite for  $\kappa \leq \kappa_{\text{max}}$  and negative definite if  $\kappa > \kappa_{\text{max}}$ .

Calculate

$$\begin{aligned}
& \{\beta \in \mathbb{R}^{m_x} \mid \min_{\gamma} \tilde{\text{AR}} \left( \begin{pmatrix} \beta \\ \gamma \end{pmatrix} \right) \leq (n-k) \cdot (\kappa-1)\} \\
& \stackrel{(22)}{=} \left\{ \beta \in \mathbb{R}^{m_x} \mid \min_{\gamma} \left( \begin{pmatrix} \beta \\ \gamma \end{pmatrix} - \hat{\beta}_k(\kappa) \right)^T (S^T(\kappa P_Z + (1-\kappa)\text{Id})S) \left( \begin{pmatrix} \beta \\ \gamma \end{pmatrix} - \hat{\beta}_k(\kappa) \right) \right. \\
& \quad \left. \leq \hat{\sigma}^2(\kappa) \cdot \left( (n-k)(\kappa-1) - \tilde{\text{AR}}(\hat{\beta}_k(\kappa)) \right) \right\} \\
& \stackrel{\text{lemma 45}}{=} \begin{cases} \left\{ \beta \in \mathbb{R}^{m_x} \mid (\beta - B\hat{\beta}_k(\kappa))^T (B(S^T(P_Z + (1-\kappa)M_Z)S)^\dagger B^T)^\dagger \right. \\ \quad \left. (\beta - B\hat{\beta}_k(\kappa)) \leq \hat{\sigma}^2(\kappa) \cdot \left( (n-k)(\kappa-1) - \tilde{\text{AR}}(\hat{\beta}_k(\kappa)) \right) \right\} & \text{if } \kappa \leq \kappa_{\max}, \\ \mathbb{R}^{m_x} & \text{if } \kappa > \kappa_{\max} \end{cases},
\end{aligned}$$

with  $A = S^T(\kappa P_Z + (1-\kappa)\text{Id})S$  and  $A_{22} = W^T(\kappa P_Z + (1-\kappa)\text{Id})W$ , where  $\dagger$  denotes the Moore-Penrose pseudo-inverse. Again, the results for  $\text{CI}_{\text{AR}}(1-\alpha)$  and  $\text{CI}_{\text{LR}}(1-\alpha)$  follow from the cases via  $\kappa = \kappa_{\text{AR}}(\alpha)$  and  $\kappa = \kappa_{\text{LR}}(\alpha)$ .  $\square$

Remarkably, all three confidence sets are centered around a k-class estimator. They differ only in the  $\kappa$  parameter of  $\hat{\beta}_k(\kappa)$  and  $A(\kappa)$  and the critical value.

**Proposition 9.** *Let  $\alpha > 0$ . Assume that  $J_{\text{LIML}} \leq F_{\chi^2(k-m_w)}^{-1}(1-\alpha) < \lambda$ . Let*

$$s(\kappa) := y^T(\text{Id}_n - \kappa M_Z)y - y^T(\text{Id}_n - \kappa M_Z)X(X^T(\text{Id}_n - \kappa M_Z)X)^{-1}X^T(\text{Id}_n - \kappa M_Z)y.$$

Recall that  $\kappa_{\text{AR}}(\alpha) = 1 + F_{\chi^2(k-m_w)}^{-1}(1-\alpha)/(n-k)$  and define

$$\begin{aligned}
\alpha_{\text{Wald}|\text{AR}}(\alpha) &:= 1 - F_{\chi^2(m_x)}(-s(\kappa_{\text{AR}}(\alpha))/\hat{\sigma}_{\text{Wald}}^2(\kappa_{\text{AR}}(\alpha))) \text{ and} \\
\alpha_{\text{LR}|\text{AR}}(\alpha) &:= 1 - F_{\chi^2(m_x)}^{-1}(F_{\chi^2(k-m_w)}^{-1}(1-\alpha) - J_{\text{LIML}}),
\end{aligned}$$

where  $\hat{\sigma}_{\text{Wald}}^2(\kappa) = \frac{1}{n-m} \|y - X\hat{\beta}_k(\kappa)\|^2$ . Then

$$\text{CI}_{\text{AR}}(1-\alpha) = \text{CI}_{\text{LR}}(1-\alpha_{\text{LR}|\text{AR}}(\alpha)) = \text{CI}_{\text{Wald}_{\hat{\beta}_k(\kappa_{\text{AR}}(\alpha))}}(1-\alpha_{\text{Wald}|\text{AR}}(\alpha)).$$

*Proof.* We apply proposition 40. Write  $s := s(\kappa_{\text{AR}}(\alpha))$ .

**Step 1:**  $J_{\text{LIML}} \leq F_{\chi^2(k-m_w)}^{-1}(1-\alpha) < \lambda$  implies  $s \leq 0$ . From

$$\begin{aligned}
& J_{\text{LIML}} \leq F_{\chi^2(k-m_w)}^{-1}(1-\alpha) < \lambda \\
& \Leftrightarrow \lambda_{\min}((S^T M_Z S)^{-1} S^T P_Z S) \leq \kappa_{\text{AR}}(\alpha) - 1 < \lambda_{\min}(((S \ y)^T M_Z (S \ y))^{-1} (S \ y)^T P_Z (S \ y)) \\
& \stackrel{\text{Lemma 43}}{\Leftrightarrow} \lambda_{\min}(S^T (P_Z - \kappa_{\text{AR}}(\alpha) M_Z) S) \geq 0 > \lambda_{\min}((S \ y)^T (P_Z - \kappa_{\text{AR}}(\alpha) M_Z) (S \ y)).
\end{aligned}$$

The eigenvalues of  $(S \ y)^T (P_Z - \kappa_{\text{AR}}(\alpha) M_Z) (S \ y)$  and  $S^T (P_Z - \kappa_{\text{AR}}(\alpha) M_Z) S$  interleave and thus

$$\begin{aligned}
\lambda_2 \left( (S \ y)^T (P_Z - \kappa_{\text{AR}}(\alpha) M_Z) (S \ y) \right) & \geq \lambda_{\min}(S^T (P_Z - \kappa_{\text{AR}}(\alpha) M_Z) S) \geq 0 \\
& \Rightarrow \det \left( (S \ y)^T (P_Z - \kappa_{\text{AR}}(\alpha) M_Z) (S \ y) \right) \leq 0.
\end{aligned}$$

Applying the formula for the determinant of a block matrix, we get

$$\det(S^T(P_Z - \kappa_{\text{AR}}(\alpha)M_Z)S) \cdot s = \det\left(\begin{pmatrix} S & y \end{pmatrix}^T (P_Z - \kappa_{\text{AR}}(\alpha)M_Z) \begin{pmatrix} S & y \end{pmatrix}\right) \Rightarrow s \leq 0.$$

**Step 2:**  $\text{CI}_{\text{AR}}(1 - \alpha) = \text{CI}_{\text{Wald}|\hat{\beta}_k(\kappa_{\text{AR}}(\alpha))}(1 - \alpha_{\text{Wald}|\text{AR}}(\alpha))$  We calculate

$$\begin{aligned} & \sigma_{\text{AR}}^2(\kappa_{\text{AR}}(\alpha)) \cdot (F_{\chi^2(k-m_w)}^{-1}(1 - \alpha) - k \text{AR}(\hat{\beta}_k(\kappa_{\text{AR}}(\alpha)))) \\ &= (\kappa_{\text{AR}}(\alpha) - 1) \cdot \|M_Z(y - S\hat{\beta}_k(\kappa_{\text{AR}}(\alpha)))\|^2 - \|P_Z(y - S\hat{\beta}_k(\kappa_{\text{AR}}(\alpha)))\|^2 \\ &= \left(y^T - y^T (P_Z - \kappa_{\text{AR}}(\alpha)M_Z)S (S^T (P_Z - \kappa_{\text{AR}}(\alpha)M_Z)S)^{-1} S^T\right) (P_Z - \kappa_{\text{AR}}(\alpha)M_Z) \\ & \quad \left(y - S (S^T (P_Z - \kappa_{\text{AR}}(\alpha)M_Z)S)^{-1} S^T (P_Z - \kappa_{\text{AR}}(\alpha)M_Z)y\right) = -s. \end{aligned}$$

Clearly  $\hat{\sigma}_{\text{Wald}}^2(\kappa_{\text{AR}}(\alpha)) \geq 0$  and thus

$$\begin{aligned} \hat{\sigma}_{\text{Wald}}^2(\kappa_{\text{AR}}(\alpha)) \cdot F_{\chi^2(m_x)}^{-1}(1 - \alpha_{\text{Wald}|\text{AR}}(\alpha)) &= -s \\ &= \sigma_{\text{AR}}^2(\kappa_{\text{AR}}(\alpha)) \cdot (F_{\chi^2(k-m_w)}^{-1}(1 - \alpha) - k \text{AR}(\hat{\beta}_k(\kappa_{\text{AR}}(\alpha)))). \end{aligned}$$

**Step 3:**  $\text{CI}_{\text{AR}}(1 - \alpha) = \text{CI}_{\text{LR}}(1 - \alpha_{\text{LR}|\text{AR}}(\alpha))$  From proposition 40, the two confidence sets are equal if

$$\kappa_{\text{AR}}(\alpha) = \kappa_{\text{LR}}(\alpha_{\text{LR}|\text{AR}}(\alpha)) \Leftrightarrow F_{\chi^2(k-m_w)}^{-1}(1 - \alpha) = J_{\text{LIML}} + F_{\chi^2(m_x)}^{-1}(1 - \alpha_{\text{LR}|\text{AR}}(\alpha)).$$

By assumption  $J_{\text{LIML}} \leq F_{\chi^2(k-m_w)}^{-1}(1 - \alpha)$ , so we can solve for  $\alpha_{\text{LR}|\text{AR}}(\alpha)$ .  $\square$

The possibility for the inverse Anderson-Rubin confidence set to be unbounded has been a topic of discussion. The inverse (subvector) Wald test confidence sets are always nonempty and bounded. Using proposition 40, we can establish the following conditions for the inverse (subvector) Anderson-Rubin and likelihood-ratio test confidence sets to be nonempty and bounded.

**Technical condition 2.** Let  $S = \begin{pmatrix} X & W \end{pmatrix}$ .

(a) If  $m_w > 0$ , then

$$\lambda := \lambda_{\min}((S^T M_Z S)^{-1} S^T P_Z S) < \lambda_{\min}((X^T M_Z X)^{-1} X^T P_Z X),$$

or, equivalently,

$$\lambda_{\min}(X^T (P_Z + (1 - \lambda)M_Z)X) > 0.$$

(b) Let  $S^{(-i)}$  be  $S$  with the  $i$ -th column removed. Then, for all  $i = 1, \dots, m$ ,

$$\lambda < \lambda_{\min}\left((S^{(-i)T} M_Z S^{(-i)})^{-1} S^{(-i)T} P_Z S^{(-i)}\right)$$

or, equivalently,

$$\lambda_{\min}\left(S^{(-i)T} (P_Z + (1 - \lambda)M_Z)S^{(-i)}\right) > 0.$$

**Proposition 41.** *Assume the technical condition 2 holds. Let*

$$\begin{aligned} J_{\text{LIML}} &= (k - m_w) \cdot \min_b \text{AR}(b) \\ &= (n - k) \lambda_{\min} \left( \left( (X \ W \ y)^T M_Z (X \ W \ y) \right)^{-1} (X \ W \ y)^T P_Z (X \ W \ y) \right) \end{aligned}$$

be the LIML variant of the J-statistic (see definition 48) and let

$$\lambda = (n - k) \lambda_{\min} \left( \left( (X \ W)^T M_Z (X \ W) \right)^{-1} (X \ W)^T P_Z (X \ W) \right).$$

be Anderson's (1951) likelihood-ratio test statistic of reduced rank (see corollary 51).

- The (subvector) inverse Anderson-Rubin test confidence set is nonempty and bounded if and only if

$$J_{\text{LIML}} \leq F_{\chi^2(k-m_w)}^{-1}(1 - \alpha) < \lambda \Leftrightarrow 1 - \alpha \in [F_{\chi^2(k-m_w)}(J_{\text{LIML}}), F_{\chi^2(k-m_w)}(\lambda)].$$

- The (subvector) inverse likelihood-ratio test confidence set is always nonempty. It is bounded if and only if

$$F_{\chi^2(m_x)}^{-1}(1 - \alpha) < \lambda - J_{\text{LIML}} \Leftrightarrow 1 - \alpha \in [0, F_{\chi^2(m_x)}(\lambda - J_{\text{LIML}})]$$

*Proof.* We prove the conditions for boundedness and non-emptiness separately.

**Step 1: (non)emptiness of the confidence sets** The (subvector) inverse likelihood-ratio test confidence set always contains the LIML and hence is never empty. The (subvector) inverse Anderson-Rubin test confidence set is nonempty if and only if

$$J_{\text{LIML}} = (k - m_w) \cdot \text{AR}(\hat{\beta}_{\text{LIML}}) \leq F_{\chi^2(k-m_w)}^{-1}(1 - \alpha) \Leftrightarrow \alpha \leq 1 - F_{\chi^2(k-m_w)}(J_{\text{LIML}}).$$

**Step 2: Boundedness of the confidence sets** We show the boundedness equivalence simultaneously for the subvector inverse Anderson-Rubin and likelihood-ratio test confidence sets. Setting  $\kappa = \kappa_{\text{AR}}(\alpha) = 1 + F_{\chi^2(k-m_w)}^{-1}(1 - \alpha)$  and  $\kappa = \kappa_{\text{LR}}(\alpha) = \hat{\kappa}_{\text{LIML}} + F_{\chi^2(m_x)}^{-1}(1 - \alpha) = 1 + (n - k)(J_{\text{LIML}} + F_{\chi^2(m_x)}^{-1}(1 - \alpha))$ , we need to show that the confidence set is bounded if and only if  $(n - k)(\kappa - 1) < \lambda$ . By proposition 40, the confidence sets are bounded if and only if  $\kappa \leq \kappa_{\text{max}}$  and  $A(\kappa)$  is positive definite.

**Step 2a:**  $(n - k)(\kappa - 1) < \lambda \Leftrightarrow S^T(P_Z + (1 - \kappa)M_Z)S$  is positive definite This follows from lemma 43 with  $X \leftarrow S = (X \ W)$ .

**Step 2b:**  $(n - k)(\kappa - 1) < \lambda$  implies the confidence set is bounded. By step 2a,  $(n - k)(\kappa - 1) < \lambda \Rightarrow S^T(P_Z + (1 - \kappa)M_Z)S$  is positive definite. By (Gallier, 2019, Proposition 2.1), the matrix  $S^T(P_Z + (1 - \kappa)M_Z)S$  is positive definite if and only if the submatrix  $W^T(P_Z + (1 - \kappa)M_Z)W$  and the Schur complement  $A(\kappa)$  are positive definite. Applying lemma 43 with  $X \leftarrow W$  yields  $\kappa < \kappa_{\text{max}}$ .

**Step 2c: If  $\kappa = \kappa_{\max}$  and technical condition 2 (a) holds, the confidence set is unbounded.** If  $\kappa = \kappa_{\max}$ , then  $\lambda_{\min}(S^T(P_Z + (1 - \kappa)M_Z)S) \leq \lambda_{\min}(W^T(P_Z + (1 - \kappa)M_Z)W) = 0$ . By technical condition 2 ((a)), this inequality is strict and thus  $\lambda_{\min}(S^T(P_Z + (1 - \kappa)M_Z)S) < 0$ . Let  $v = \begin{pmatrix} v_X \\ v_W \end{pmatrix}$  be an eigenvector corresponding to  $\lambda_{\min}(S^T(P_Z + (1 - \kappa)M_Z)S)$ . Then  $v_X \neq 0$ , as else  $0 > \lambda_{\min}(S^T(P_Z + (1 - \kappa)M_Z)S) = v^T S^T(P_Z + (1 - \kappa)M_Z)S v / \|v\|^2 = v_W^T W^T(P_Z + (1 - \kappa)M_Z)W v_W / \|v_W\|^2 \leq \lambda_{\min}(W^T(P_Z + (1 - \kappa)M_Z)W) = 0$ . Write

$$\begin{aligned} \text{CI}_{\text{AR}}(1 - \alpha) &= \{\beta \in \mathbb{R}^{m_x} \mid \min_{\gamma} \begin{pmatrix} \beta \\ \gamma \end{pmatrix}^T S^T(P_Z + (1 - \kappa)M_Z)S \begin{pmatrix} \beta \\ \gamma \end{pmatrix} \leq \text{const}\} + B\hat{\beta}_k(\kappa) \\ &\supseteq \{t \cdot v_X \mid t^2 v^T S^T(P_Z + (1 - \kappa)M_Z)S v \leq \text{const}\} + B\hat{\beta}_k(\kappa). \end{aligned}$$

See also the proof of proposition 40. The latter is equal to  $\mathbb{R}v_X$  if  $\text{const} \geq 0$  and  $((-\infty, t_{\min}] \cup [t_{\min}, \infty)) \cdot v_X + B\hat{\beta}_k(\kappa)$  for  $t_{\min} = \frac{1}{\|v\|} \sqrt{\frac{\text{const}}{\lambda_{\min}(S^T(P_Z + (1 - \kappa)M_Z)S)}}$  otherwise. In both cases, the confidence set is unbounded.

**Step 2d: A bounded confidence set implies  $(n - k)(\kappa - 1) < \lambda$**  If the confidence set is bounded, then  $\kappa \leq \kappa_{\max}$  and  $A(\kappa)$  is positive definite. By step 2c, the  $\kappa < \kappa_{\max}$ . Then by lemma 43, the submatrix  $W^T(P_Z + (1 - \kappa)M_Z)W$  is positive definite and by the if direction of (Gallier, 2019, Proposition 2.1),  $S^T(P_Z + (1 - \kappa)M_Z)S$  is positive definite. By step 2a,  $(n - k)(\kappa - 1) < \lambda$ . □

Recall that if  $k = m$ , then  $J_{\text{LIML}} = 0$  and the inverse Anderson-Rubin confidence set is always nonempty.

A quick note about technical condition 2. This is only needed for the boundary point  $\lambda = F_{\chi^2(k)}^{-1}(1 - \alpha)$  or  $\lambda - J_{\text{LIML}} = F_{\chi^2(m_x)}^{-1}(1 - \alpha)$ . See figure 5 for a counterexample. If the noise in model 1 is absolutely continuous with respect to the Lebesgue measure, technical condition 2 holds with probability one and hence, it will be satisfied in practice. The condition is similar to technical condition 3, which is necessary for theorem 19 and implicitly assumed in the literature. See also the counterexample below technical condition 3.

The condition for boundedness of the inverse Anderson-Rubin confidence set coincides with the condition for proposition 12. That is, the (subvector) inverse Anderson-Rubin test confidence set is an ellipsoid if and only if the k-class estimator  $\hat{\beta}_k(\kappa_{\text{AR}}(\alpha))$  in the center minimizes

$$\beta \mapsto \kappa_{\text{AR}}(\alpha) \|P_Z(y - X\beta)\|^2 + (1 - \kappa_{\text{AR}}(\alpha)) \|y - X\beta\|^2.$$

Notably, the conditions for (non)emptiness and (un)boundedness of the confidence sets depend on  $X$  and  $W$  only through  $S = \begin{pmatrix} X & W \end{pmatrix}$ . That is, the conditions are invariant to the choice of how we split  $S = \begin{pmatrix} X & W \end{pmatrix}$  and thus the same if we look at different components of the causal parameter.

In practice, one typically starts with endogenous covariates  $S$  and then, for each covariate  $i = 1, \dots, m$ , separates  $X \leftarrow S^{(i)}$  and  $W \leftarrow S^{(-i)}$ , yielding  $p$ -values and confidence sets (or confidence intervals) for each coefficient  $\beta_0^{(i)}$  of  $\beta_0$  separately. The following corollary of proposition 41 gives a condition for these subvector inverse Anderson-Rubin test confidence sets to be (jointly) bounded and nonempty (and thus, confidence intervals).

**Corollary 42.** Consider structural equations  $y_i = S_i^T \beta_0 + \varepsilon_i$  and  $S_i = Z_i^T \Pi + V_i$ . We are interested in inference for each component of the causal parameter  $\beta$ . Thus, for each covariate  $i = 1, \dots, m$ , we separate  $X \leftarrow S^{(i)}$  and  $W \leftarrow S^{(-i)}$  and construct confidence intervals  $\text{CI}_{\text{AR}}^{(i)}(1 - \alpha)$  and  $\text{CI}_{\text{LR}}^{(i)}(1 - \alpha)$  for the  $i$ -th component of  $\beta_0$ . Then

- (a) The subvector inverse Anderson-Rubin test confidence sets are jointly (un)bounded. That is, if  $\text{CI}_{\text{AR}}^{(i)}(1 - \alpha)$  is (un)bounded for any  $i$ , then  $\text{CI}_{\text{LR}}^{(i)}(1 - \alpha)$  is (un)bounded for all  $i$ .
- (b) The subvector inverse Anderson-Rubin test confidence sets at level  $\alpha$  are bounded (and thus confidence intervals) if and only if Anderson's (1951) likelihood-ratio test rejects the null hypothesis that  $\Pi$  is of reduced rank at level  $\alpha$ .
- (c) The subvector inverse Anderson-Rubin test confidence sets are jointly (non)empty. That is, if  $\text{CI}_{\text{AR}}^{(i)}(1 - \alpha)$  is (non)empty for any  $i$ , then  $\text{CI}_{\text{AR}}^{(i)}(1 - \alpha)$  is (non)empty for all  $i$ .
- (d) The subvector inverse Anderson-Rubin test confidence sets at level  $\alpha$  are jointly empty if and only if the LIML variant of the J-statistic  $J_{\text{LIML}} > F_{\chi^2(k-m+1)}^{-1}(1 - \alpha)$ .
- (e) The subvector inverse likelihood-ratio test confidence sets are jointly (un)bounded. That is, if  $\text{CI}_{\text{LR}}^{(i)}(1 - \alpha)$  is (un)bounded for any  $i$ , then  $\text{CI}_{\text{LR}}^{(i)}(1 - \alpha)$  is (un)bounded for all  $i$ .

*Proof.* For each  $i = 1, \dots, m$ , the conditions for the subvector inverse Anderson-Rubin or likelihood-ratio test confidence sets to be bounded and nonempty follow from proposition 41. That the confidence sets are jointly (un)bounded or (non)empty follows from the fact that these conditions do not depend on how  $S = (S^{(i)} \ S^{(-i)})$  is partitioned. Item (d) follows from corollary 51 with  $r = 1$ .  $\square$

Corollary 42 (b) can be seen as a consequence of (Kleibergen, 2021, Theorem 12 a). It only holds if  $m_x = 1$ , that is, if we are testing a single component of the causal parameter. Otherwise, the condition for boundedness of the inverse Anderson-Rubin test and Anderson's (1951) likelihood-ratio test for reduced rank use different critical values. On the other hand, the critical values  $F_{\chi^2(k-m+1)}(1 - \alpha)$  in corollary 42 (d) do not match those of the LIML variant of the J-statistic  $F_{\chi^2(k-m)}(1 - \alpha)$  (see proposition 49 in appendix C). In particular, rejection of the LIML J-test does not imply that the inverse Anderson-Rubin confidence sets are empty.

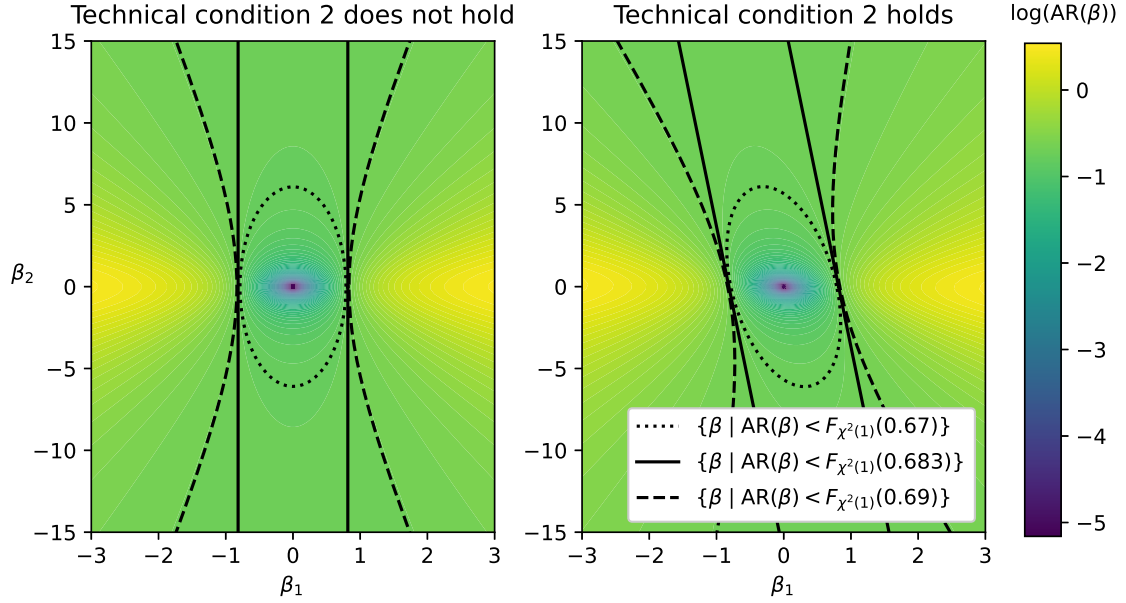


Figure 5: On the left  $Z, X, y$  are as in the counterexample to technical condition 3 below theorem 19. On the right,  $X \leftarrow X \begin{pmatrix} 1 & 0.05 \\ 0.05 & 1 \end{pmatrix}$ . The confidence sets  $\text{CI}_{\text{AR}}(1-\alpha)$  for parameters  $\beta_1$  and  $\beta_2$  individually result from projecting the quadrics onto the respective axes. If  $1-\alpha = 0.69$ , in both settings the confidence sets for both coefficients are unbounded. If  $1-\alpha = 0.67$ , in both settings the confidence sets for both coefficients are bounded. On the left, if  $1-\alpha = 1 - F_{\chi^2(1)}^{-1}(0.25) \approx 0.683$ , the confidence set for  $\beta_1$  is bounded, while the confidence set for  $\beta_2$  is unbounded. This occurs as the principal axis of the quadric is aligned with the  $\beta_2$  axis and technical condition 2 does not apply. On the right technical condition 2 applies and the confidence sets for both coefficients are unbounded. If the data was generated according to model 1 with noise distribution absolutely continuous with respect to the Lebesgue measure, technical condition 2 applies with probability one.

## B Auxiliary results

**Lemma 43.** *Assume that  $M_Z X$  is of full column rank. Let  $\lambda_1 := \lambda_{\min}((X^T M_Z X)^{-1} X^T X) = \lambda_{\min}((X^T M_Z X)^{-1} X^T P_Z X) + 1$ .*

- *Then  $M(\kappa) := X^T(\kappa P_Z + (1-\kappa)\text{Id})X$  is positive definite if and only if  $\kappa < \lambda_1$ .*
- *The matrix  $M(\kappa)$  is singular positive semi-definite if and only if  $\kappa = \lambda_1$ .*
- *The matrix  $M(\kappa)$  has at least one negative eigenvalue if and only if  $\kappa > \lambda_1$ .*

*Proof.* Let  $v$  be an eigenvector corresponding to an eigenvalue  $\lambda$  of  $(X^T M_Z X)^{-1} X^T X$ . Then

$$(X^T M_Z X)^{-1} X^T X v = \lambda v \Leftrightarrow \lambda X^T M_Z X v = X^T X v \Leftrightarrow X^T (\text{Id} - \lambda M_Z) X v = 0.$$

That is, the eigenvalues of  $(X^T M_Z X)^{-1} X^T X v$  correspond to  $\kappa$  such that  $X^T (\text{Id} - \kappa M_Z) X v = M(\kappa) v = 0$ . Also, as  $X^T M_Z X \preceq X^T X$ , we have  $\lambda \geq 1$ .

Note that, as  $M_Z X$  is of full column rank,  $X^T M_Z X$  is positive definite. Write  $M(\kappa) = X^T (P_Z + (1 - \lambda) M_Z) X + (\lambda - \kappa) X^T M_Z X$  such that for any eigenvector, eigenvalue pair  $(v, \lambda)$  of  $(X^T M_Z X)^{-1} X^T X$ , we have  $v^T M(\kappa) v = (\lambda - \kappa) v^T X^T M_Z X v$ .

- If  $\kappa < \lambda_1 \leq \lambda$ , then  $v^T M(\kappa) v > 0$  by positive definiteness of  $X^T M_Z X$  and thus  $M(\kappa)$  is positive definite.
- If  $\kappa \leq \lambda_1 \leq \lambda$ , then  $v^T M(\kappa) v_1 \geq 0$  and thus  $M(\kappa)$  is positive semi-definite. Let  $v_1$  be an eigenvector corresponding to  $\lambda_1$ . Then  $v_1^T M(\lambda_1) v_1 = 0$  and thus  $M(\lambda_1)$  is not positive definite.
- Let  $v_1$  be the eigenvector corresponding to  $\lambda_1$ . If  $\kappa > \lambda_1$ , then  $v^T M(\kappa) v = (\lambda_1 - \kappa) v^T X^T M_Z X v < 0$  and thus  $M(\kappa)$  has at least one negative eigenvalue.

The other direction follows as we exhaust all possible cases.  $\square$

**Lemma 44.** Let  $\tilde{X}(\beta) := X - (y - X\beta) \frac{(y - X\beta)^T M_Z X}{(y - X\beta)^T M_Z (y - X\beta)}$ . Then,

$$\frac{k}{n - k} \frac{d}{d\beta} \text{AR}(\beta) = -2 \frac{(y - X\beta)^T P_Z \tilde{X}(\beta)_j}{(y - X\beta)^T M_Z (y - X\beta)}$$

*Proof.* Write  $u = y - X\beta$ . Calculate

$$\begin{aligned} \frac{d}{d\beta_j} \frac{u^T P_Z u}{u^T M_Z u} &= -2 \frac{u^T P_Z X_j}{u^T M_Z u} + 2 \frac{u^T P_Z u}{u^T M_Z u} \frac{u^T M_Z X_j}{u^T M_Z u} \\ &= -2 \frac{u^T P_Z \tilde{X}(\beta)_j}{u^T M_Z u}. \end{aligned}$$

$\square$

**Lemma 45.** Let  $n \geq m$ ,  $A = \begin{pmatrix} A_{11} & A_{12} \\ A_{21} & A_{22} \end{pmatrix} \in \mathbb{R}^{n \times n}$  with  $A_{11} \in \mathbb{R}^m$ , let  $z_0 \in \mathbb{R}^n$  and  $c \in \mathbb{R}$ . Let  $B \in \mathbb{R}^{m \times n}$  have ones on the diagonal and zeros elsewhere. Then

$$\begin{aligned} &\{x \in \mathbb{R}^m \mid \min_{y \in \mathbb{R}^{n-m}} \left( \begin{pmatrix} x \\ y \end{pmatrix} - z_0 \right)^T A \left( \begin{pmatrix} x \\ y \end{pmatrix} - z_0 \right) \leq c\} \\ &= \begin{cases} \{x \in \mathbb{R}^m \mid x^T (A_{11} - A_{12} A_{22}^\dagger A_{21}) x \leq c\} + B z_0 & \text{if } \lambda_{\min}(A_{22}) \geq 0 \\ \mathbb{R}^m & \text{if } \lambda_{\min}(A_{22}) < 0 \end{cases} \end{aligned} \quad (23)$$

$$= \begin{cases} \{x \in \mathbb{R}^m \mid (x - B z_0)^T (B A^\dagger B^T)^\dagger (x - B z_0) \leq c\} & \text{if } \lambda_{\min}(A_{22}) \geq 0 \\ \mathbb{R}^m & \text{if } \lambda_{\min}(A_{22}) < 0, \end{cases} \quad (24)$$

where  $\dagger$  denotes the Moore-Penrose pseudo-inverse.

*Proof.* First,

$$\{x \in \mathbb{R}^m \mid \min_{y \in \mathbb{R}^{n-m}} \left( \begin{pmatrix} x \\ y \end{pmatrix} - z_0 \right)^T A \left( \begin{pmatrix} x \\ y \end{pmatrix} - z_0 \right) \leq c\} = \{\tilde{x} \in \mathbb{R}^m \mid \min_{y \in \mathbb{R}^{n-m}} \left( \begin{pmatrix} \tilde{x} \\ y \end{pmatrix} \right)^T A \left( \begin{pmatrix} \tilde{x} \\ y \end{pmatrix} \right) \leq c\} + B z_0$$

via a change of variables  $\tilde{x} = x - B z_0$ .



**Case 1:  $A_{22}$  is negative definite.** Let  $v \in \mathbb{R}^{n-m}$  be an eigenvector of  $A_{22}$  with eigenvalue  $\lambda < 0$ . Then,

$$\inf_{y \in \mathbb{R}^{n-m}} \begin{pmatrix} x \\ y \end{pmatrix}^T A \begin{pmatrix} x \\ y \end{pmatrix} \leq \inf_{t \in \mathbb{R}} \begin{pmatrix} x \\ tv \end{pmatrix}^T A \begin{pmatrix} x \\ tv \end{pmatrix} = \inf_t x^T A_{11}x + x^T A_{12}vt + \lambda \|v\|t^2 = -\infty$$

Thus, the set is  $\mathbb{R}^m$ .

**Case 2:  $A_{22}$  is positive semi-definite.** Then, any minimizer  $y^*(x)$  of  $y \mapsto \begin{pmatrix} x \\ y \end{pmatrix}^T A \begin{pmatrix} x \\ y \end{pmatrix}$  satisfies  $0 = \frac{d}{dy} \left[ \begin{pmatrix} x \\ y \end{pmatrix}^T A \begin{pmatrix} x \\ y \end{pmatrix} \right] = 2A_{21}x + 2A_{22}y^*(x)$  and  $\min_y \begin{pmatrix} x \\ y \end{pmatrix}^T A \begin{pmatrix} x \\ y \end{pmatrix} = x(A_{11} - A_{12}A_{22}^\dagger A_{21})x$ . This proves (23). (24) follows from the formula for the pseudo-inverse of a block matrix in (Rohde, 1965).  $\square$

## C The $J$ -statistic and its LIML variant

For this section, assume model 1 and assumption 1 holds with  $m_w = 0$ .

**Definition 46.** *The  $J$ -statistic is*

$$J := k \text{AR}(\hat{\beta}_{\text{TSLs}}) = (n-k) \frac{(y - X\hat{\beta}_{\text{TSLs}})P_Z(Y - X\hat{\beta}_{\text{TSLs}})}{(y - X\hat{\beta}_{\text{TSLs}})^T M_Z(y - X\hat{\beta}_{\text{TSLs}})}.$$

**Proposition 47.** *Under strong instrument asymptotics, the  $J$ -statistic is asymptotically  $\chi^2(k-m)$  distributed.*

*Proof.* Recall that

$$\hat{\beta}_{\text{TSLs}} = (X^T P_Z X)^{-1} X^T P_Z y \Rightarrow P_Z X(\beta_0 - \hat{\beta}_{\text{TSLs}}) = -P_{P_Z X} \varepsilon.$$

Hence

$$\begin{aligned} \text{AR}(\hat{\beta}_{\text{TSLs}}) &= \frac{n-k}{k} \frac{(y - X\hat{\beta}_{\text{TSLs}})P_Z(y - X\hat{\beta}_{\text{TSLs}})}{(y - X\hat{\beta}_{\text{TSLs}})M_Z(y - X\hat{\beta}_{\text{TSLs}})} \\ &= \frac{n-k}{k} \frac{(\varepsilon + X(\beta_0 - \hat{\beta}_{\text{TSLs}}))^T P_Z(\varepsilon + X(\beta_0 - \hat{\beta}_{\text{TSLs}}))}{(\varepsilon + X(\beta_0 - \hat{\beta}_{\text{TSLs}}))^T M_Z(\varepsilon + X(\beta_0 - \hat{\beta}_{\text{TSLs}}))} \\ &= \frac{n-k}{k} \frac{\varepsilon^T M_{P_Z X} P_Z M_{P_Z X} \varepsilon}{(\varepsilon^T + V_X(\beta_0 - \hat{\beta}_{\text{TSLs}}))^T (\varepsilon^T + V_X(\beta_0 - \hat{\beta}_{\text{TSLs}}))}. \end{aligned}$$

Under strong instrument asymptotics,

$$\varepsilon^T M_{P_Z X} P_Z M_{P_Z X} \varepsilon \xrightarrow{\mathbb{P}} \Psi_\varepsilon M_{Q_{\Pi_X}} \Psi_\varepsilon \xrightarrow{d} \text{Var}(\varepsilon) \cdot \chi^2(k-m)$$

and, by consistency of  $\hat{\beta}_{\text{TSLs}}$ ,

$$\frac{1}{n-k} (\varepsilon^T + V_X(\beta_0 - \hat{\beta}_{\text{TSLs}}))^T (\varepsilon^T + V_X(\beta_0 - \hat{\beta}_{\text{TSLs}})) \xrightarrow{\mathbb{P}} \text{Var}(\varepsilon).$$

This implies the claim.  $\square$

The resulting test, that is, rejecting the null hypothesis of model specification as in model 1 and assumption 1 if  $J > F_{\chi^2(k-m)}^{-1}(1-\alpha)$ , where  $F_{\chi^2(k-m)}$  is the cumulative distribution function of the chi-squared distribution with  $k-m$  degrees of freedom, is also called the Sargan–Hansen test or Sargan’s  $J$  test.

It is not robust to weak instruments. However, the following variant based on plugging in the LIML estimator instead of the TSLS estimator is.

**Definition 48.** *The LIML variant of the  $J$ -statistic is*

$$J_{\text{LIML}} := k \min_{\beta \in \mathbb{R}^{m_x}} \text{AR}(\beta) = (n-k) \frac{(y - X\hat{\beta}_{\text{LIML}})P_Z(Y - X\hat{\beta}_{\text{LIML}})}{(y - X\hat{\beta}_{\text{LIML}})^T M_Z (y - X\hat{\beta}_{\text{LIML}})}$$

**Proposition 49.** *Under both strong and weak instrument asymptotics, the LIML variant of the  $J$ -statistic is asymptotically bounded from above by a  $\chi^2(k-m)$  distributed random variable.*

*Proof.* This follows directly from proposition 26. □

## D Anderson’s (1951) test of a reduced rank

Staiger and Stock (1997) note that the convergence of the TSLS and LIML estimators is a function of the concentration parameter  $\mu^2/k := n\Omega_{V,V}^{-1}\Pi^T Q\Pi/k$ , which acts as an effective sample size. For  $m = 1$ , the concentration parameter can be estimated using the  $F$ -test for the first stage, with  $\mathbb{E}[F] = 1 + \mu^2/k$ . If  $k = 1$  and  $\mu^2/k \geq 9$ , Staiger and Stock (1997) prove that the TSLS estimator has a bias of at most 10% of the bias of the OLS estimator, that is,  $|\mathbb{E}[\hat{\beta}_{\text{TSLS}}] - \beta_0| \leq 0.1 \cdot |\mathbb{E}[\hat{\beta}_{\text{OLS}}] - \beta_0|$ , and that the Wald-based 95%-confidence interval around the TSLS estimator has at least 85% coverage. This motivated the "rule of thumb" that instruments are considered weak if the first-stage  $F$ -statistic is below 10.

As noted by Stock and Yogo (2005), this rule of thumb is misleading if not  $m = k = 1$ . If  $m > 1$ , underidentification can be tested with Anderson’s (1951) test of reduced rank of  $\Pi$  in the model  $(X \ W) = Z\Pi + (V_X \ V_W)$  (see corollary 51). If  $\text{rank}(\Pi) < m$ , then the likelihood-ratio test statistic  $\lambda := \frac{1}{n-k} \lambda_{\min}(((X \ W)^T M_Z (X \ W))^{-1} (X \ W)^T P_Z (X \ W))$  is asymptotically  $\chi^2(k-m+1)$  distributed. Note that this is more restrictive than naively testing  $\Pi_i = 0$  for each row  $i = 1, \dots, m$  with the  $F$ -test. Consequently, the Wald tests are size-inflated, see figure 2.

**Proposition 50** (Anderson, 1951). *Let  $\Pi \in \mathbb{R}^{k \times m}$  for  $k \geq m$ , let  $Z_i \in \mathbb{R}^k$  and  $V_i \sim \mathcal{N}(0, \Omega)$  for  $i = 1, \dots, n$  be i.i.d. and let  $X_i = Z_i^T \Pi + V_i$ . Write  $Z \in \mathbb{R}^{n \times k}$  and  $X \in \mathbb{R}^{n \times m}$  for the matrices of stacked observations. The log-likelihood of observing  $X$  given  $\Pi$ ,  $\Omega$ , and  $Z$  is*

$$\ell(X | Z, \Pi, \Omega) = -\frac{m}{2} \log(2\pi) - \frac{n}{2} \log(\det(\Omega)) - \frac{1}{2} \text{tr}((X - Z\Pi)\Omega^{-1}(X - Z\Pi)^T).$$

Let  $r \geq 0$  and write  $\tilde{d}_i$  for the  $i$ -th smallest eigenvalue of  $(X^T M_Z X)^{-1} X^T P_Z X$ . Then,

$$\begin{aligned} \max_{\substack{\Omega > 0, \Pi \in \mathbb{R}^{k \times m} \\ \text{rank}(\Pi) \leq m-r}} \ell(X | Z, \Pi, \Omega) &= -\frac{m}{2} (\log(2\pi) + n \log(n) + 1) + \frac{n}{2} \log(\det(X^T M_Z X)) \\ &\quad - \frac{n}{2} \sum_{i=1}^r \log(1 + \tilde{d}_i). \end{aligned}$$

*Proof.* For some matrix  $A$  write  $P_A := A(A^T A)^{-1} A^T$  for the projection onto the column space of  $A$  and  $M_A := \text{Id}_n - P_A$  for the projection onto the orthogonal complement. We calculate

$$\max_{\substack{\Omega \succ 0, \Pi \in \mathbb{R}^{k \times m} \\ \text{rank}(\Pi) \leq m-r}} \ell(X | Z, \Pi, \Omega) = \max_{\substack{\Omega \succ 0, \Pi \in \mathbb{R}^{k \times m}, \Gamma \in \mathbb{R}^{m \times r} \\ \Pi \Gamma = 0, \Gamma^T \Omega \Gamma = \text{Id}_r}} \ell(X | Z, \Pi, \Omega).$$

The normalization  $\Gamma^T \Omega \Gamma = \text{Id}$  is arbitrary to simplify calculations. Using Lagrange multipliers  $\Phi \in \mathbb{R}^{k \times r}$  and  $\Psi \in \mathbb{R}^{r \times r}$ , the Lagrangian is

$$L(\Pi, \Omega, \Gamma, \Phi, \Psi) = \ell(X | Z, \Pi, \Omega) + \text{tr} \Phi^T \Pi \Gamma + \frac{1}{2} \text{tr}(\Psi^T (\Gamma^T \Omega \Gamma - \text{Id}_r)).$$

The first-order conditions are

$$0 = \frac{\partial}{\partial \Pi} L(\Pi, \Omega, \Gamma, \Phi, \Psi) = Z^T (X - Z \Pi) \Omega^{-1} + \Phi \Gamma^T, \quad (25)$$

$$0 = \frac{\partial}{\partial \Omega^{-1}} L(\Pi, \Omega, \Gamma, \Phi, \Psi) = -\frac{n}{2} \Omega^{-1} + \frac{1}{2} (X - Z \Pi)^T (X - Z \Pi) + \frac{1}{2} \Gamma \Gamma^T \Psi, \quad (26)$$

$$0 = \frac{\partial}{\partial \Gamma} L(\Pi, \Omega, \Gamma, \Phi, \Psi) = \Phi^T \Pi + \Psi \Gamma^T \Omega, \quad (27)$$

$$0 = \frac{\partial}{\partial \Phi} L(\Pi, \Omega, \Gamma, \Phi, \Psi) = \Pi \Gamma, \text{ and} \quad (28)$$

$$0 = \frac{\partial}{\partial \Psi} L(\Pi, \Omega, \Gamma, \Phi, \Psi) = \Gamma^T \Omega \Gamma - \text{Id}_r, \quad (29)$$

where we used  $\frac{\partial}{\partial A} \text{tr}(ABA^T) = A(B + B^T)$  in Equation (25). Multiplying equation (27) by  $\Gamma$  from the right yields

$$0 = \Phi^T \Pi \Gamma + \Psi \Gamma^T \Omega \Gamma \Rightarrow \Psi = 0.$$

Plugging this into equation (26) yields

$$\Omega = \frac{1}{n} (X - Z \Pi)^T (X - Z \Pi). \quad (30)$$

Equation (25) yields

$$\Pi = (Z^T Z)^{-1} Z^T X + (Z^T Z)^{-1} \Phi \Gamma^T \Omega.$$

Multiplying this from the right by  $\Gamma$  yields

$$0 = (Z^T Z)^{-1} Z^T X \Gamma + (Z^T Z)^{-1} \Phi \Gamma^T \Omega \Gamma \Rightarrow \Phi = -Z^T X \Gamma.$$

and thus

$$\Pi = (Z^T Z)^{-1} Z^T X (\text{Id}_p - \Gamma \Gamma^T \Omega).$$

Plugging the last two equations into (27), using  $\Psi = 0$ , yields

$$\begin{aligned} \Gamma^T X^T Z \Pi &= \Gamma^T X P_Z X (\text{Id}_p - \Gamma \Gamma^T \Omega) = 0 \\ &\Rightarrow \Gamma^T X^T P_Z X = \Gamma^T X^T P_Z X \Gamma \Gamma^T \Omega. \end{aligned} \quad (31)$$

Next, we expand equation (30). This yields

$$\begin{aligned}
n\Omega &= (X - Z\Pi)^T(X - Z\Pi) \\
&= (X - P_Z X - P_Z X \Gamma \Gamma^T \Omega)^T(X - P_Z X - P_Z X \Gamma \Gamma^T \Omega) \\
&= (X - P_Z X)^T(X - P_Z X) + (X - P_Z X)^T P_Z X \Gamma \Gamma^T \Omega + \Omega \Gamma \Gamma^T X^T P_Z X \Gamma \Gamma^T \Omega \\
&= X^T M_Z X + \Omega \Gamma \Gamma^T X^T P_Z X \Gamma \Gamma^T \Omega
\end{aligned} \tag{32}$$

Let  $O \in \mathbb{R}^{r \times r}$  be orthonormal such that  $\frac{1}{n} O^T \Gamma^T X^T P_Z X \Gamma O =: \text{diag}(d_1, \dots, d_r) =: D$  is diagonal. Write  $\tilde{\Gamma} = \Gamma O$  and note that  $\tilde{\Gamma}^T \Omega \tilde{\Gamma} = O^T \text{Id}_r O = \text{Id}_r$ . Then, from Equation (32), we have

$$n\Omega = X^T M_Z X + n\Omega \tilde{\Gamma} D \tilde{\Gamma}^T \Omega \tag{33}$$

$$\Rightarrow n\Omega \tilde{\Gamma} = X^T M_Z X \tilde{\Gamma} + n\Omega \tilde{\Gamma} D. \tag{34}$$

Recall Equation (31), which we transpose and rewrite as

$$X^T P_Z X \tilde{\Gamma} = n\Omega \tilde{\Gamma} D. \tag{35}$$

Define  $\tilde{D} := D(\text{Id}_r - D)^\dagger$  with entries  $\tilde{d}_i$  on the diagonal. If  $d_i = 0$  (that is,  $X^T P_Z X$  is singular), then  $\tilde{d}_i = 0$ . Plugging equation (35) into equation (34) yields

$$\begin{aligned}
n\Omega \tilde{\Gamma} &= X^T X \tilde{\Gamma} \stackrel{(35)}{\Rightarrow} X^T P_Z X \tilde{\Gamma} = X^T P_Z X \tilde{\Gamma} D + X^T M_Z X \tilde{\Gamma} D \\
&\Rightarrow (X^T M_Z X)^{-1} X^T P_Z X = \tilde{\Gamma} \tilde{D}
\end{aligned} \tag{36}$$

That is, the columns  $\gamma_i$  of  $\tilde{\Gamma}$  are eigenvectors of  $(X^T M_Z X)^{-1} X^T P_Z X$  with eigenvalues  $\tilde{d}_i$  for  $i = 1, \dots, r$ .

We multiply equation (33) from the left by  $(X^T M_Z X)^{-1}$  and plug in equations (35) and (36):

$$(X^T M_Z X)^{-1} n\Omega = \text{Id}_m + \tilde{\Gamma} \tilde{D} \tilde{\Gamma}^T \Omega.$$

Using the matrix determinant lemma  $\det(A + UV^T) = \det(\text{Id} + V^T A^{-1}U) \det(A)$  with  $A = \text{Id}$ ,  $U = \tilde{\Gamma}$ , and  $V = \Omega \tilde{\Gamma} \tilde{D}$  yields

$$\det(X^T M_Z X)^{-1} \det(n\Omega) = \det(\text{Id}_r + \tilde{D} \Gamma^T \Omega \tilde{\Gamma}) = \prod_{i=1}^r (1 + \tilde{d}_i).$$

This is minimized if the  $\tilde{d}_i$  are the minimal  $r$  eigenvalues of  $(X^T M_Z X)^{-1} X^T P_Z X$  and

$$\log(\det(\Omega)) = -p \log(n) - \log(\det(X^T M_Z X)) + \sum_{i=1}^r \log(1 + \tilde{d}_i).$$

such that

$$\begin{aligned}
\max_{\substack{\Omega \succ 0, \Pi \in \mathbb{R}^{k \times m} \\ \text{rank}(\Pi) \leq m-r}} \ell(X | Z, \Pi, \Omega) &= -\frac{m}{2} (\log(2\pi) + n \log(n) + 1) + \frac{n}{2} \log(\det(X^T M_Z X)) \\
&\quad - \frac{n}{2} \sum_{i=1}^r \log(1 + \tilde{d}_i).
\end{aligned}$$

□

**Corollary 51.** *Let  $\Pi \in \mathbb{R}^{k \times m}$  for  $k \geq m$ , let  $Z_i \in \mathbb{R}^k$  and  $V_i \sim \mathcal{N}(0, \Omega)$  for  $i = 1, \dots, n$  be i.i.d. and let  $X_i = Z_i^T \Pi + V_i$ . Write  $Z \in \mathbb{R}^{n \times k}$  and  $X \in \mathbb{R}^{n \times m}$  for the matrices of stacked observations. Let  $\lambda_i$  be the  $i$ -th smallest eigenvalue of  $(n - k)(X^T M_Z X)^{-1} X^T P_Z X$  and let  $F_{\chi^2(r \cdot (k - m + r))}$  be the cumulative distribution function of the  $\chi^2(r \cdot (k - m + r))$  distribution. A test that rejects the null  $H_0 : \text{rank}(\Pi) \leq m - r$  whenever  $\sum_{i=1}^r \lambda_i > F_{\chi^2(r \cdot (k - m + r))}^{-1}(1 - \alpha)$  has asymptotic size  $\alpha$ .*

*Proof.* This is equivalent to the likelihood-ratio test, with

$$\begin{aligned} & -2 \left( \max_{\substack{\Omega > 0, \Pi \in \mathbb{R}^{k \times m} \\ \text{rank}(\Pi) \leq m - r}} \ell(X | Z, \Pi, \Omega) - \max_{\Omega > 0, \Pi \in \mathbb{R}^{k \times m}} \ell(X | Z, \Pi, \Omega) \right) \\ & = n \sum_{i=1}^r \log(1 + \tilde{d}_i) = n \sum_{i=1}^r \log\left(1 + \frac{1}{n - k} \lambda_i\right) \rightarrow \sum_{i=1}^r \lambda_i \end{aligned}$$

and the result follows from Wilk's Theorem. The degrees of freedom result from counting. In the full model, we have  $k \cdot m$  parameters. In the restricted model, we have  $k \cdot (m - r) + r \cdot (m - r)$  parameters, first for the unrestricted entries and then those which are a linear combination of the unrestricted entries. The difference is  $km - k(m - r) - r(m - r) = kr - r(m - r) = r \cdot (k - m + r)$ .  $\square$

Cragg and Donald (1997) note that Anderson's likelihood-ratio test for reduced rank is asymptotically equal to the Wald test statistic. They propose alternative critical values for  $\lambda$  with better coverage for small sample sizes. Stock and Yogo (2005) propose critical values for  $\lambda$ , dependent on  $m$  and  $k$ , to test for weak instruments, where weak instruments are defined by the relative bias of the TSLS and LIML estimators or the coverage of their Wald-based 95%-confidence intervals.

Finally, note that if  $m = 1$ , then  $\lambda = \frac{1}{n - k} \lambda_{\min}((X^T M_Z X)^{-1} X^T P_Z X) = \frac{1}{n - k} \frac{\text{RSS}_{\text{empty}} - \text{RSS}_{\text{full}}}{\text{RSS}_{\text{full}}}$  is the  $F$ -statistic of the first-stage regression of  $X$  on  $Z$  using  $\chi^2(k)$  critical values. That is, Anderson's (1951) likelihood-ratio test of reduced rank reduces to the  $F$ -test of the first-stage regression if  $m = 1$ .

## E A note on included exogenous covariates

In practice, one often has additional exogenous variables (controls)  $C$  entering the model. For ease of exposition, many texts on instrumental variables regression reduces to the setting without such exogenous variables by considering the residuals  $M_C Z$ ,  $M_C X$ , and  $M_C y$  of  $Z$ ,  $X$ , and  $y$  after regressing out  $C$ . However, one might also be interested in making inference on the parameters corresponding to the exogenous variables.

In appendix E.2 we extend results in appendix A.2 to the more general setting with exogenous variables and prove that indeed one can reduce to the setting without exogenous variables by considering the residuals after regressing out the exogenous variables. In appendix E.3, we discuss how to make inference in this setting, splitting the endogenous variables into endogenous variables of interest  $X$  and endogenous variables not of interest  $W$  and splitting exogenous variables into exogenous variables of interest  $D$  and exogenous variables not of interest  $C$ .

### E.1 Model and assumptions

**Model 2.** *Let  $y_i = X_i^T \beta_0 + W_i^T \gamma_0 + C_i^T \alpha_0 + D_i^T \delta + \varepsilon_i \in \mathbb{R}$  with  $X_i = Z_i^T \Pi_{ZX} + C_i^T \Pi_{CX} + D_i^T \Pi_{DX} + V_{X,i} \in \mathbb{R}^{m_x}$  and  $W_i = Z_i^T \Pi_{ZW} + C_i^T \Pi_{CW} + D_i^T \Pi_{DW} + V_{W,i} \in \mathbb{R}^{m_w}$  for random*

vectors  $Z_i \in \mathbb{R}^k, C_i \in \mathbb{R}^{m_c}, D_i \in \mathbb{R}^{m_d}, V_{X,i} \in \mathbb{R}^{m_x}, V_{W,i} \in \mathbb{R}^{m_w}$ , and  $\varepsilon_i \in \mathbb{R}$  for  $i = 1 \dots, n$  and parameters  $\Pi_{ZX} \in \mathbb{R}^{k \times m_x}, \Pi_{CX} \in \mathbb{R}^{m_c \times m_x}, \Pi_{DX} \in \mathbb{R}^{m_d \times m_x}, \Pi_{ZW} \in \mathbb{R}^{k \times m_w}, \Pi_{CW} \in \mathbb{R}^{m_c \times m_w}, \Pi_{DW} \in \mathbb{R}^{m_d \times m_w}, \beta_0 \in \mathbb{R}^{m_x}, \gamma_0 \in \mathbb{R}^{m_w}, \alpha_0 \in \mathbb{R}^{m_c}$ , and  $\delta_0 \in \mathbb{R}^{m_d}$ . We call the  $Z_i$  instruments, the  $X_i$  endogenous covariates of interest, the  $W_i$  endogenous covariates not of interest, the  $C_i$  exogenous (included) covariates not of interest, the  $C_i$  exogenous (included) covariates of interest, and the  $y_i$  outcomes. The  $V_{X,i}, V_{W,i}$  and  $\varepsilon_i$  are errors. These need not be independent across observations. Let  $Z, X, W, C, D, y$  be the matrices of stacked observations

In strong instrument asymptotics, we assume that  $(\Pi_{ZX} \ \Pi_{ZW})$  is fixed and of full column rank  $m_x + m_w$ . In weak instrument asymptotics (Staiger and Stock, 1997), we assume  $\sqrt{n} (\Pi_{ZX} \ \Pi_{ZW})$  is fixed and of full column rank  $m_x + m_w$ . Thus,  $(\Pi_{ZX} \ \Pi_{ZW}) = \mathcal{O}(\frac{1}{\sqrt{n}})$ . Both asymptotics imply that  $k \geq m_x + m_w$ .

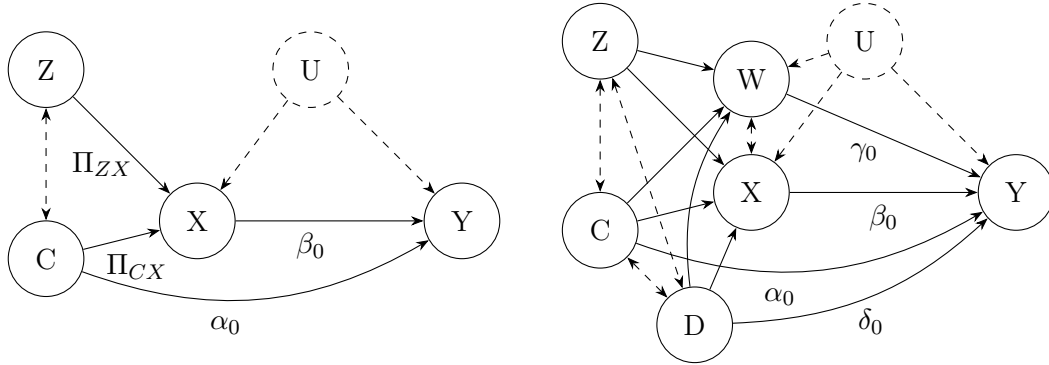


Figure 6: Causal graphs visualizing model 1. On the left,  $m_w = m_d = 0$ . On the right, we split the endogenous variables into endogenous variables of interest  $X$  and endogenous variables not of interest  $W$ , and split exogenous variables into exogenous variables of interest  $D$  and exogenous variables not of interest  $C$ . First-stage parameters are not labeled on the right to avoid clutter.

**Assumption 2.** Let

$$\begin{aligned} \Psi &:= (\Psi_\varepsilon \ \Psi_{V_X} \ \Psi_{V_W}) \\ &:= \left( (Z \ C \ D)^T (Z \ C \ D) \right)^{-1/2} (Z \ C \ D)^T (\varepsilon \ V_X \ V_W) \in \mathbb{R}^{k \times (1+m_x+m_w)}. \end{aligned}$$

Assume there exist  $\Omega \in \mathbb{R}^{1+m_x+m_w}$  and  $Q \in \mathbb{R}^{(k+m_c+m_d) \times (k+m_c+m_d)}$  positive definite such that, as  $n \rightarrow \infty$ ,

- (a)  $\frac{1}{n} (\varepsilon \ V_X \ V_W)^T (\varepsilon \ V_X \ V_W) \xrightarrow{\mathbb{P}} \Omega$ ,
- (b)  $\text{vec}(\Psi) \xrightarrow{d} \mathcal{N}(0, \Omega \otimes \text{Id}_{k+m_c+m_d})$ , and
- (c)  $\frac{1}{n} Z^T Z \xrightarrow{\mathbb{P}} Q$ .

Note that assumption 2 is equivalent to assumption 1 after including the exogenous included variables  $C, D$  into the instruments  $Z \leftarrow (Z \ C \ D)$ . If we furthermore include them into the endogenous variables  $X \leftarrow (X \ D), W \leftarrow (W \ C)$ , then assumption 1 no longer holds, as the last  $m_d$  components of  $V_X$  and the last  $m_c$  components of  $V_W$  are zero, and the corresponding columns of  $\Psi$  are not Gaussian, but zero.

## E.2 Estimators

Assume  $m_w = m_d = 0$ .

**Definition 52.** Let  $\kappa > 0$ . The k-class estimator for  $(\alpha_0, \beta_0)$  is

$$\begin{aligned} \begin{pmatrix} \hat{\beta}_k \\ \hat{\alpha}_k \end{pmatrix}(\kappa) &:= ((X \ C)^T(\kappa P_{[Z,C]} + (1 - \kappa)\text{Id}_n)(X \ C))^{-1} (X \ C)^T(\kappa P_{[Z,C]} + (1 - \kappa)\text{Id}_n)y \\ &= \begin{pmatrix} X^T(\kappa P_{[Z,C]} + (1 - \kappa)\text{Id}_n)X & X^T C \\ C^T X & C^T C \end{pmatrix}^{-1} \begin{pmatrix} X^T(\kappa P_{[Z,C]} + (1 - \kappa)\text{Id}_n)y \\ C^T y \end{pmatrix}. \end{aligned}$$

That is, the k-class estimator is equal to the k-class estimator from definition 11 after including the exogenous variables  $C$  both as endogenous covariates and instruments. The part  $\hat{\beta}_k(\kappa)$  of the k-class estimator corresponding to the endogenous covariates of interest  $X$  is the same as the k-class estimator from definition 11 after regressing out the exogenous variables  $C$ .

Assuming i.i.d. centered Gaussian errors  $(\varepsilon_i, V_{X,i})$  with covariance  $\Omega$  and independent of  $(C_i, Z_i)$ , the log-likelihood of observing  $y$  and  $X$  given  $\beta, \alpha, \Pi_{ZX}, \Pi_{CX}, \Omega$ , and  $Z$  is

$$\begin{aligned} \ell(y, X \mid \beta, \alpha, \Pi_{ZX}, \Pi_{CX}, \Omega, Z, C) &= -\frac{n(m_X + 1)}{2} \log(2\pi) - \frac{n}{2} \log(\det(\Omega)) \\ &\quad - \frac{1}{2} \sum_{i=1}^n \begin{pmatrix} y_i - X_i^T \beta - C_i^T \alpha \\ X_i - Z_i^T \Pi_{ZX} - C_i^T \Pi_{CX} \end{pmatrix}^T \Omega^{-1} \begin{pmatrix} y_i - X_i^T \beta - C_i^T \alpha \\ X_i - Z_i^T \Pi_{ZX} - C_i^T \Pi_{CX} \end{pmatrix}. \end{aligned}$$

**Definition 53.** The limited information maximum likelihood (LIML) estimator of  $(\alpha_0, \beta_0)$  is

$$\begin{pmatrix} \hat{\beta}_{\text{LIML}} \\ \hat{\alpha}_{\text{LIML}} \end{pmatrix} := \underset{\alpha \in \mathbb{R}^{m_c}, \beta \in \mathbb{R}^{m_x}}{\text{argmax}} \max_{\substack{\Pi_{ZX} \in \mathbb{R}^{k \times m_x}, \\ \Pi_{CX} \in \mathbb{R}^{k \times r}, \Omega \succ 0}} \ell(y, X \mid \beta, \alpha, \Pi_{ZX}, \Pi_{CX}, \Omega, Z, C).$$

**Lemma 54.** Assume that  $M_{[Z,C]}(y \ X)$  is of full column rank  $m_x + 1$ . Then,

$$\begin{aligned} \max_{\substack{\Pi_{ZX} \in \mathbb{R}^{k \times m_x} \\ \Pi_{CX} \in \mathbb{R}^{r \times m_x}, \Omega \succ 0}} \ell(y, X \mid \beta, \alpha, \Pi_{ZX}, \Pi_{CX}, \Omega, Z, C) &= -\frac{m_x + 1}{2} (n \log(2\pi) + 1 - n \log(n)) \\ &\quad - \frac{n}{2} \log \left( 1 + \frac{(y - X\beta - C\alpha)^T P_{[Z,C]}(y - X\beta - C\alpha)}{(y - X\beta - C\alpha)^T M_{[Z,C]}(y - X\beta - C\alpha)} \right) \\ &\quad - \frac{n}{2} \log \left( \det \left( (y \ X)^T M_{[Z,C]}(y \ X) \right) \right). \end{aligned}$$

This is minimized with respect to  $\alpha$  at  $\hat{\alpha}_{\text{LIML}}(\beta) = (C^T C)^{-1} C^T (y - X\beta)$  with

$$\begin{aligned} \max_{\substack{\alpha \in \mathbb{R}^{m_c}, \Pi_{ZX} \in \mathbb{R}^{k \times m_x} \\ \Omega \succ 0, \Pi_{CX} \in \mathbb{R}^{r \times m_x}}} \ell(y, X \mid \beta, \alpha, \Pi_{ZX}, \Pi_{CX}, \Omega, Z, C) &= -\frac{m_x + 1}{2} (n \log(2\pi) + 1 - n \log(n)) \\ &\quad - \frac{n}{2} \log \left( 1 + \frac{(y - X\beta)^T P_{M_C Z}(y - X\beta)}{(y - X\beta)^T M_{[Z,C]}(y - X\beta)} \right) - \frac{n}{2} \log \left( \det \left( (y \ X)^T M_{[Z,C]}(y \ X) \right) \right) \\ &= \max_{\Pi_{XZ}, \Omega \succ 0} \ell(M_C y, M_C X \mid \beta, \Pi_{ZX}, \Omega, M_C Z). \end{aligned}$$

That is, the maximum likelihood of  $\beta$  is equal to the likelihood in lemma 16 with  $Z \leftarrow M_C Z$ ,  $X \leftarrow M_C X$  and  $y \leftarrow M_C y$  replaced. Also,

$$\begin{aligned}\hat{\Pi}_{\text{LIML}}(\beta) &:= \operatorname{argmax}_{(\Pi_{ZX}, \Pi_{CX}) \in \mathbb{R}^{(k+m_c) \times m_x}} \max_{\Omega > 0} \ell(y, X \mid \beta, \alpha, \Pi_{ZX}, \Pi_{CX}, \Omega, Z, C) \\ &= \left( (Z \ C)^T (Z \ C) \right)^{-1} (Z \ C)^T \left( X - M_C(y - X\beta) \frac{(y - X\beta)^T M_{[Z, C]} X}{(y - X\beta)^T M_{[Z, C]} (y - X\beta)} \right)\end{aligned}$$

and

$$\begin{aligned}\hat{\Pi}_{ZX, \text{LIML}}(\beta) &:= \operatorname{argmax}_{\Pi_{ZX} \in \mathbb{R}^{k \times m_x}} \max_{\Omega > 0} \ell(y, X \mid \beta, \alpha, \Pi_{ZX}, \Pi_{CX}, \Omega, Z, C) \\ &= (Z^T M_C Z)^{-1} Z^T M_C \left( X - (y - X\beta) \frac{(y - X\beta)^T M_{[Z, C]} X}{(y - X\beta)^T M_{[Z, C]} (y - X\beta)} \right).\end{aligned}$$

*Proof.* Follow the proof of lemma 16, replacing  $Z \leftarrow [Z, C]$ ,  $\Pi \leftarrow (\Pi_{ZX} \ \Pi_{CX})$ , and  $u(\beta) \leftarrow u(\alpha, \beta) = y - X\beta - C\alpha$ . Plugging in the definition for  $u$  into equation (11) yields

$$\det(\hat{\Omega}) = n^{-(m_x+1)} \left( 1 + \frac{(y - X\beta - C\alpha)^T P_{[Z, C]} (y - X\beta - C\alpha)}{(y - X\beta - C\alpha)^T M_{[Z, C]} (y - X\beta - C\alpha)} \right) \det \left( \begin{pmatrix} y^T \\ X^T \end{pmatrix} M_{[Z, C]} (y \ X) \right).$$

The maximiser  $\hat{\alpha}$  of this expression with respect to  $\alpha$  satisfies

$$\begin{aligned}0 &= \frac{d}{d\alpha} \frac{(y - X\beta - C\alpha)^T P_{[Z, C]} (y - X\beta - C\alpha)}{(y - X\beta - C\alpha)^T M_{[Z, C]} (y - X\beta - C\alpha)} \Big|_{\alpha=\hat{\alpha}} \\ &= -2 \frac{(y - X\beta - C\hat{\alpha})^T P_{[Z, C]} C}{(y - X\beta - C\hat{\alpha})^T M_{[Z, C]} (y - X\beta - C\hat{\alpha})} \\ &\Rightarrow \hat{\alpha} = (C^T C)^{-1} C^T (y - X\beta) \\ &\Rightarrow y - X\beta - C\hat{\alpha} = M_C (y - X\beta).\end{aligned}$$

Again, plugging this into equation (11), using  $M_{[Z, C]} (y - X\beta - C\alpha) = M_{[Z, C]} (y - X\beta)$  and  $P_{[Z, C]} M_C = P_{M_C Z}$  yields the first result.

The second result is the same as in lemma 16 with the above replacements, using that  $y - X\beta - C\hat{\alpha} = M_C (y - X\beta)$ . The last equation follows from explicitly computing the inverse of the block matrix  $(Z \ C)^T (Z \ C)$ . The last sentence follows from  $M_{M_C Z} M_C = M_{[Z, C]}$ .  $\square$

**Definition 55.** *The Anderson-Rubin (AR) test statistic is*

$$\text{AR}(\alpha, \beta) := \frac{n - k - m_c}{k} \frac{(y - X\beta - C\alpha)^T P_{[Z, C]} (y - X\beta - C\alpha)}{(y - X\beta - C\alpha)^T M_{[Z, C]} (y - X\beta - C\alpha)}.$$

**Theorem 56.** *Assume that  $M_{[Z, C]} (y \ X)$  has full column rank  $m_x + 1$ . Let*

$$\hat{\kappa}_{\text{LIML}} := \lambda_{\min} \left( \left( \begin{pmatrix} y^T \\ X^T \end{pmatrix} M_{[Z, C]} (y \ X) \right)^{-1} \begin{pmatrix} y^T \\ X^T \end{pmatrix} M_C (y \ X) \right) \in [1, \infty).$$



Then,

$$\begin{aligned}\hat{\beta}_{\text{LIML}} &= \underset{\beta}{\operatorname{argmax}} \max_{\substack{\Pi_{ZX} \in \mathbb{R}^{k \times m_x}, \Omega \succ 0 \\ \alpha \in \mathbb{R}^{m_c}, \Pi_{CX} \in \mathbb{R}^{m_c \times m_x}}} \ell(y, X \mid \beta, \alpha, \Pi_{ZX}, \Pi_{CX}, \Omega) \\ &= (X^T (M_C - \hat{\kappa} M_{[Z,C]}) X)^{-1} X^T (M_C - \hat{\kappa} M_{[Z,C]}) y = \hat{\beta}_k(\hat{\kappa}_{\text{LIML}})\end{aligned}$$

and  $\text{AR}(\hat{\beta}_{\text{LIML}}, \hat{\alpha}) = \frac{n-k-m_c}{k} \hat{\kappa}_{\text{LIML}}$ .

*Proof.* By lemma 54

$$\max_{\substack{\Pi_{ZX} \in \mathbb{R}^{k \times m_x}, \Omega \succ 0 \\ \alpha \in \mathbb{R}^{m_c}, \Pi_{CX} \in \mathbb{R}^{m_c \times m_x}}} \ell(y, X \mid \beta, \alpha, \Pi_{ZX}, \Pi_{CX}, \Omega) = \max_{\Pi_{XZ}, \Omega \succ 0} \ell(M_C y, M_C X \mid \beta, \Pi_{ZX}, \Omega, M_C Z).$$

We apply theorem 19 to the transformed model  $M_C y = M_C X \beta + M_C Z \Pi_{XZ} + M_C \varepsilon$ , which yields the desired result.  $\square$

That is, the k-class parameter  $\hat{\kappa}_{\text{LIML}}$ , which corresponds to the minimum of the Anderson-Rubin test statistic, is equal to the k-class parameter from definition 11 after regressing out the exogenous variables  $C$ .

### E.3 Tests

Now we discuss how to (jointly) make inference on the parameters of interest  $\beta_0, \delta_0$ . For this, we include the exogenous variables  $D$  as both endogenous covariates and instruments and consider the residuals after regressing out the exogenous variables  $C$ . As mentioned in appendix E.1, assumption 1 no longer applies, as the columns of  $\Psi$  corresponding to  $D$  are zero and thus non-Gaussian. In the following, we discuss for each test whether the proofs for size still apply.

#### The Wald test

In the proof of proposition 14, we only use the asymptotic normality of  $\Psi_\varepsilon$  and that  $\frac{1}{\sqrt{n}} \Psi_X \rightarrow Q^{1/2} \Pi_X$ . Thus this also applies for included exogenous covariates.

#### The Anderson-Rubin test

Again, the proof of proposition 25 only uses asymptotic normality of  $\Psi_\varepsilon$ , so this also goes through for included exogenous covariates. The proof of the subvector variant for strong instrument asymptotics only uses that  $\Psi_{\tilde{V}_W} \rightarrow Q^{1/2} \Pi_W$ . For weak instrument asymptotics, the proof requires that rows of  $\Psi_\varepsilon$  and  $\Psi_{\tilde{V}_W}$  are asymptotically independent. In the proof, these are uncorrelated Gaussian. If some of the coordinates of  $V_W$  are zero, so are the corresponding rows of  $\Psi_{\tilde{V}_W}$ . Asymptotic independence still applies and so the subvector Anderson-Rubin test has the correct size.

#### The (conditional) likelihood ratio test

The likelihood-ratio test has the correct size under strong-instrument asymptotics. The proof of the conditional likelihood-ratio test requires inverting  $\tilde{X}(\beta_0)^T M_Z \tilde{X}(\beta_0)$ . This is singular if included exogenous variables  $D$  are included in both  $X \leftarrow (X \ D)$  and  $Z \leftarrow (Z \ D)$ . We prove the following.

**Proposition 57.** Assume  $m_w = 0$ . Let

$$\begin{aligned} \text{CLR}(\beta, \delta) &= (n - k - m_d) \frac{(y - X\beta - D\delta)^T P_{[Z, D]}(y - X\beta - D\delta)}{(y - X\beta - D\delta)^T M_{[Z, D]}(y - X\beta - D\delta)} \\ &\quad - (n - k - m_d) \min_{[b, d]} \frac{(y - Xb - Dd)^T P_{[Z, D]}(y - Xb - Dd)}{(y - Xb - Dd)^T M_{[Z, D]}(y - Xb - Dd)}. \end{aligned}$$

Let  $\tilde{X}(\beta) := X - (y - X\beta) \frac{(y - X\beta - W\gamma)^T M_{[Z, D]}(X \ W)}{(y - X\beta - W\gamma)^T M_{[Z, D]}(y - X\beta - W\gamma)}$  and let

$$s_{\min}(\beta) := \lambda_{\min} \left( \left( \tilde{X}(\beta)^T M_{[Z, D]} \tilde{X}(\beta) \right)^{-1} \tilde{X}(\beta)^T P_{M_D Z} \tilde{X}(\beta) \right).$$

Then, under the null  $(\beta, \delta) = (\beta_0, \delta_0)$  and both strong and weak instrument asymptotics, conditionally on  $s_{\min} := s_{\min}(\beta_0)$ , the statistic  $\text{CLR}(\beta_0, \delta_0)$  is asymptotically bounded from above by a random variable with distribution

$$\begin{aligned} &Q_{m_d} + \frac{1}{2} \left( Q_{k-m_x} + Q_{m_x} - s_{\min} + \sqrt{(Q_{k-m_x} + Q_{m_x} + s_{\min})^2 - 4Q_{k-m_x} s_{\min}} \right) \\ &= Q_{m_d} + \frac{1}{2} \left( Q_{k-m_x} + Q_{m_x} - s_{\min} + \sqrt{(Q_{k-m_x} + Q_{m_x} - s_{\min})^2 + 4Q_{m_x} s_{\min}} \right), \end{aligned}$$

where  $Q_{m_x} \sim \chi^2(m_x)$ ,  $Q_{m_d} \sim \chi^2(m_d)$ , and  $Q_{k-m_x} \sim \chi^2(k - m_x)$  and are independent.

*Proof.* This proceeds in 5 steps.

**Step 1:** Write  $\tilde{X} = \tilde{X}(\beta_0)$ . Then,

$$(y \ X) \begin{pmatrix} 1 & 0 \\ -\beta_0 & \text{Id}_{m_x} \end{pmatrix} \begin{pmatrix} 1 & -\frac{\varepsilon^T M_{[Z, D]} X}{\varepsilon^T M_{[Z, D]} \varepsilon} \\ 0 & \text{Id}_{m_x} \end{pmatrix} = (\varepsilon \ X) \begin{pmatrix} 1 & -\frac{\varepsilon^T M_{[Z, D]} X}{\varepsilon^T M_{[Z, D]} \varepsilon} \\ 0 & \text{Id}_{m_x} \end{pmatrix} = (\varepsilon \ \tilde{X}). \quad (37)$$

Note that  $\varepsilon^T M_{[Z, D]} \tilde{X} = 0$  and thus

$$\tilde{\Omega} := (\varepsilon \ \tilde{X})^T M_{[Z, D]} (\varepsilon \ \tilde{X}) = \begin{pmatrix} \varepsilon^T M_{[Z, D]} \varepsilon & 0 \\ 0 & \tilde{X}^T M_{[Z, D]} \tilde{X} \end{pmatrix}, \quad (38)$$

We can calculate

$$\begin{aligned} &\min_{[b, d]} \frac{(y - Xb - Dd)^T P_{M_D Z} (y - Xb - Dd)}{(y - Xb - Dd)^T M_{[Z, D]} (y - Xb - Dd)} \\ &\stackrel{\text{Theorem 56}}{=} \lambda_{\min} \left( \left( (X \ y)^T M_{[Z, D]} (X \ y) \right)^{-1} (X \ y)^T P_{M_D Z} (X \ y) \right) \\ &= \min\{\mu \in \mathbb{R} : \det \left( \mu \cdot \text{Id}_{m_x+1} - \left( (y \ X)^T M_{[Z, D]} (y \ X) \right)^{-1} (y \ X)^T P_{M_D Z} (y \ X) \right) = 0\} \\ &= \min\{\mu \in \mathbb{R} : \det \left( \mu \cdot (y \ X)^T M_{[Z, D]} (y \ X) - (y \ X)^T P_{M_D Z} (y \ X) \right) = 0\} \\ &\stackrel{(37, 38)}{=} \min\{\mu \in \mathbb{R} : \det \left( \mu \cdot \text{Id}_{m_x+1} - \tilde{\Omega}^{-1/2, T} (\varepsilon \ \tilde{X})^T P_{M_D Z} (\varepsilon \ \tilde{X}) \tilde{\Omega}^{-1/2} \right) = 0\}. \end{aligned}$$

**Step 2:** Let  $UDV = P_{M_D Z} \tilde{X} (\tilde{X}^T M_{[Z,D]} \tilde{X})^{-1/2}$  be a singular value decomposition with  $0 \leq d_1, \dots, d_{m_x}$ , the diagonal entries of  $D^2 \in \mathbb{R}^{m_x \times m_x}$ , sorted ascending. Then  $P_{P_{M_D Z} \tilde{X}} = UU^T$  and

$$\begin{aligned} \Sigma &:= \tilde{\Omega}^{-1/2, T} (\varepsilon \quad \tilde{X})^T P_{M_D Z} (\varepsilon \quad \tilde{X}) \tilde{\Omega}^{-1/2} \\ &= \begin{pmatrix} 1 & 0 \\ 0 & V^T \end{pmatrix} \begin{pmatrix} \varepsilon^T P_{M_D Z} \varepsilon / \varepsilon^T M_{[Z,D]} \varepsilon & \varepsilon^T P_{M_D Z} U D / \sqrt{\varepsilon^T M_{[Z,D]} \varepsilon} \\ D U^T P_{M_D Z} \varepsilon / \sqrt{\varepsilon^T M_{[Z,D]} \varepsilon} & D^2 \end{pmatrix} \begin{pmatrix} 1 & 0 \\ 0 & V \end{pmatrix} \end{aligned} \quad (39)$$

such that, for  $\mu \notin \{d_1, \dots, d_{m_x}\}$ ,

$$\begin{aligned} \varphi_\Sigma(\mu) &:= \det(\mu \cdot \text{Id}_{m_x+1} - \Sigma) = \det \begin{pmatrix} \mu - \varepsilon^T P_{M_D Z} \varepsilon / \varepsilon^T M_{[Z,D]} \varepsilon & -\varepsilon^T P_{M_D Z} U D / \sqrt{\varepsilon^T M_{[Z,D]} \varepsilon} \\ -D U^T P_{M_D Z} \varepsilon / \sqrt{\varepsilon^T M_{[Z,D]} \varepsilon} & \mu \cdot \text{Id}_{m_x} - D^2 \end{pmatrix} \\ &= \det(\mu \cdot \text{Id}_{m_x} - D^2) \cdot \left( \mu - \frac{\varepsilon^T P_{M_D Z} \varepsilon}{\varepsilon^T M_{[Z,D]} \varepsilon} - \frac{\varepsilon^T P_{M_D Z} U D (\mu \cdot \text{Id}_{m_x} - D^2)^{-1} D U^T P_{M_D Z} \varepsilon}{\varepsilon^T M_{[Z,D]} \varepsilon} \right). \end{aligned}$$

Here we used the block matrix equality

$$\begin{pmatrix} A & B \\ C & D \end{pmatrix} \begin{pmatrix} \text{Id} & 0 \\ -D^{-1}C & \text{Id} \end{pmatrix} = \begin{pmatrix} A - BD^{-1}C & 0 \\ 0 & D \end{pmatrix} \Rightarrow \det \begin{pmatrix} A & B \\ C & D \end{pmatrix} = \det(D) \det(A - BD^{-1}C)$$

for invertible  $D$ .

**Step 3:** Let  $\tilde{D} := d_1 \cdot \text{Id}_{m_x}$  and  $Q := \begin{pmatrix} 1 & 0 \\ 0 & V^{-1} D^{-1} \cdot \tilde{D} V \end{pmatrix}$  and let  $\tilde{\Sigma} := Q^T \Sigma Q$ . As all nonzero entries of  $D^{-1} \cdot \tilde{D}$  are bounded from above by 1 and  $V$  is orthogonal,

$$\lambda_{\min}(\tilde{\Sigma}) = \min_{x \neq 0} \frac{x^T \tilde{\Sigma} x}{x^T x} = \min_{x \neq 0} \frac{x^T Q^T \Sigma Q x}{x^T x} = \min_{x \neq 0} \frac{x^T \Sigma x}{x^T Q^T Q x} \geq \min_{x \neq 0} \frac{x^T \Sigma x}{x^T x} = \lambda_{\min}(\Sigma).$$

**Step 4:** Compute

$$\varphi_{\tilde{\Sigma}}(\mu) = (\mu - d)^{m_x} \cdot \left( \mu - \frac{\varepsilon^T P_{M_D Z} \varepsilon}{\varepsilon^T M_{[Z,D]} \varepsilon} - \frac{d}{\mu - d} \frac{\varepsilon^T P_{P_{M_D Z} \tilde{X}} \varepsilon}{\varepsilon^T M_{[Z,D]} \varepsilon} \right),$$

with

$$\varphi_{\tilde{\Sigma}}(\mu) = 0 \Rightarrow (\mu = d) \vee \left( \mu \cdot (\mu - d) - (\mu - d) \cdot \frac{\varepsilon^T P_{M_D Z} \varepsilon}{\varepsilon^T M_{[Z,D]} \varepsilon} - d \cdot \frac{\varepsilon^T P_{P_{M_D Z} \tilde{X}} \varepsilon}{\varepsilon^T M_{[Z,D]} \varepsilon} = 0 \right).$$

The latter polynomial equation has solutions

$$\begin{aligned} \mu_{\pm} &= \frac{1}{2} \left( d + \frac{\varepsilon^T P_{M_D Z} \varepsilon}{\varepsilon^T M_{[Z,D]} \varepsilon} \pm \sqrt{\left( d + \frac{\varepsilon^T P_{M_D Z} \varepsilon}{\varepsilon^T M_{[Z,D]} \varepsilon} \right)^2 - 4d \frac{\varepsilon^T (P_{M_D Z} - P_{P_{M_D Z} \tilde{X}}) \varepsilon}{\varepsilon^T M_{[Z,D]} \varepsilon}} \right) \\ &= \frac{1}{2} \left( d + \frac{\varepsilon^T P_{M_D Z} \varepsilon}{\varepsilon^T M_{[Z,D]} \varepsilon} \pm \sqrt{\left( d + \frac{\varepsilon^T P_{M_D Z} \varepsilon}{\varepsilon^T M_{[Z,D]} \varepsilon} - 2 \frac{\varepsilon^T P_{M_D Z} \varepsilon}{\varepsilon^T M_{[Z,D]} \varepsilon} \right)^2 + 4d \frac{\varepsilon^T P_{P_{M_D Z} \tilde{X}} \varepsilon}{\varepsilon^T M_{[Z,D]} \varepsilon}} \right). \end{aligned}$$

If  $d \leq \frac{\varepsilon^T P_{M_D Z} \varepsilon}{\varepsilon^T M_{[Z, D]} \varepsilon}$ , then

$$\begin{aligned} \mu_- &\leq \frac{1}{2} \left( d + \frac{\varepsilon^T P_{M_D Z} \varepsilon}{\varepsilon^T M_{[Z, D]} \varepsilon} - \sqrt{\left( d - \frac{\varepsilon^T P_{M_D Z} \varepsilon}{\varepsilon^T M_{[Z, D]} \varepsilon} \right)^2} \right) \\ &= \frac{1}{2} \left( d + \frac{\varepsilon^T P_{M_D Z} \varepsilon}{\varepsilon^T M_{[Z, D]} \varepsilon} - \left( \frac{\varepsilon^T P_{M_D Z} \varepsilon}{\varepsilon^T M_{[Z, D]} \varepsilon} - d \right) \right) = d. \end{aligned}$$

If  $d > \frac{\varepsilon^T P_{M_D Z} \varepsilon}{\varepsilon^T M_{[Z, D]} \varepsilon}$ , then

$$\begin{aligned} \mu_- &\leq \frac{1}{2} \left( d + \frac{\varepsilon^T P_{M_D Z} \varepsilon}{\varepsilon^T M_{[Z, D]} \varepsilon} - \sqrt{\left( d - \frac{\varepsilon^T P_{M_D Z} \varepsilon}{\varepsilon^T M_{[Z, D]} \varepsilon} \right)^2} \right) \\ &= \frac{1}{2} \left( d + \frac{\varepsilon^T P_{M_D Z} \varepsilon}{\varepsilon^T M_{[Z, D]} \varepsilon} - \left( d - \frac{\varepsilon^T P_{M_D Z} \varepsilon}{\varepsilon^T M_{[Z, D]} \varepsilon} \right) \right) = \frac{\varepsilon^T P_{M_D Z} \varepsilon}{\varepsilon^T M_{[Z, D]} \varepsilon} < d. \end{aligned}$$

Thus,  $\mu_- \leq d$  and thus  $\lambda_{\min}(\tilde{\Sigma}) = \mu_-$ .

**Step 5:** Putting everything together, we have

$$\begin{aligned} \text{CLR}(\beta_0, \delta_0) &= (n - k - m_d) \left( \frac{\varepsilon^T P_D \varepsilon}{\varepsilon^T M_{[Z, D]} \varepsilon} + \frac{\varepsilon^T P_{M_D Z} \varepsilon}{\varepsilon^T M_{[Z, D]} \varepsilon} - \lambda_{\min}(\Sigma) \right) \\ &\leq (n - k - m_d) \left( \frac{\varepsilon^T P_D \varepsilon}{\varepsilon^T M_{[Z, D]} \varepsilon} + \frac{\varepsilon^T P_{M_D Z} \varepsilon}{\varepsilon^T M_{[Z, D]} \varepsilon} - \lambda_{\min}(\tilde{\Sigma}) \right) \\ &= (n - k - m_d) \frac{\varepsilon^T P_D \varepsilon}{\varepsilon^T M_{[Z, D]} \varepsilon} + \frac{n - k - m_d}{2} \left( \frac{\varepsilon^T P_{M_D Z} \varepsilon}{\varepsilon^T M_{[Z, D]} \varepsilon} - d + \right. \\ &\quad \left. \sqrt{\left( d + \frac{\varepsilon^T P_{M_D Z} \varepsilon}{\varepsilon^T M_{[Z, D]} \varepsilon} \right)^2 - 4d \frac{\varepsilon^T (P_{M_D Z} - P_{P_{M_D Z} \tilde{X}}) \varepsilon}{\varepsilon^T M_{[Z, D]} \varepsilon}} \right) \\ &= Q_{m_d} + \frac{1}{2} \left( Q_{m_x} - Q_{k-m_x} - d + \sqrt{(Q_{k-m_x} + Q_{m_x} - d)^2 + 4Q_{m_x} d} \right), \end{aligned}$$

where

$$\begin{aligned} Q_{m_d} &:= (n - k - m_d) \frac{\varepsilon^T P_D \varepsilon}{\varepsilon^T M_{[Z, D]} \varepsilon} \xrightarrow{d} \chi^2(m_d), \quad Q_{m_x} := (n - k - m_d) \frac{\varepsilon^T P_{P_{M_D Z} \tilde{X}} \varepsilon}{\varepsilon^T M_{[Z, D]} \varepsilon} \xrightarrow{d} \chi^2(m_x), \text{ and} \\ Q_{k-m_x} &:= (n - k - m_d) \frac{\varepsilon^T (P_{M_D Z} - P_{P_{M_D Z} \tilde{X}}) \varepsilon}{\varepsilon^T M_{[Z, D]} \varepsilon} \xrightarrow{d} \chi^2(k - m_x) \end{aligned}$$

are asymptotically independent and asymptotically independent of  $s_{\min}(\beta_0)$ .  $\square$

To the best of our knowledge, this has not been derived explicitly before. However, we do not know how to extend this to a subvector variant with included exogenous covariates  $D$ .

## The Lagrange multiplier test

The proof of theorem 37 requires only that  $\Psi_{\tilde{X}} := (Z^T Z)^{-1/2} Z^T \tilde{X}(\beta_0)$  is asymptotically independent of  $\Psi_\varepsilon = (Z^T Z)^{-1/2} Z^T \varepsilon$ . As for the Anderson-Rubin test statistic, this still holds if some of the coordinates of  $V_X$  are zero.

Technical condition 1 naturally extends by including the exogenous variables  $D$  as both endogenous covariates and instruments. The proof then goes through, replacing  $\Pi_W \leftarrow \begin{pmatrix} \Pi_{ZW} \\ \Pi_{DW} \end{pmatrix}$ .

## F Approximating the critical value function of the conditional likelihood ratio test

To implement the conditional likelihood-ratio test of Moreira (2003), one needs to approximate the cumulative distribution function of the limiting distribution. For this, Moreira proposes to simulate i.i.d. draws from the limiting distribution and to use the empirical distribution function as an approximation. For  $m = m_x = 1$ , they include a table for the critical values for various values of  $k$ ,  $s_{\min}$ , and  $\alpha$ .

Hillier (2009) proposes the following more efficient approximation for general  $m_x = p \geq 1$ .

**Proposition 58** (Hillier, 2009). *Let  $q \geq p > 0$  be whole numbers, let  $\lambda \geq 0$  and  $z > 0$ . Write  $a := \lambda/(z + \lambda)$ . Then*

$$\mathbb{P}[\Gamma(q - p, p, \lambda) \leq z] = (1 - a)^{p/2} \sum_{j=0}^{\infty} \frac{a^j (p/2)_j}{j!} F_{\chi^2(p+2j)}(z + \lambda),$$

where  $(x)_j := \Gamma(x + j)/\Gamma(x) = \prod_{i=0}^{j-1} (x + i)$  is the Pochhammer symbol and  $F_{\chi^2(p+2j)}$  is the cumulative distribution function of a chi-squared random variable with  $p + 2j$  degrees of freedom.

*Proof.* This is Equation 28 of (Hillier, 2009). □

In their appendix, Hillier (2009) also derives a bound for the approximation error when truncating the above series. However, their bound is not tight enough for practical purposes and incorrect for  $p = 1$ . We prove a tighter bound in the following.

**Proposition 59.** *The error by approximating the power series in proposition 58 with*

$$(1 - a)^{p/2} \sum_{j=0}^J \frac{(a)^j (p/2)_j}{j!} F_{\chi^2(q+2j)}(z + \lambda)$$

is

$$\begin{aligned} & (1 - a)^{p/2} \sum_{j=J+1}^{\infty} \frac{(a)^j (p/2)_j}{j!} F_{\chi^2(q+2j)}(z + \lambda) \\ & \leq F_{\chi^2(q+2J+2)}(z + \lambda) \frac{a^{J+1} (p/2)_{J+1}}{(J + 1)!} \left(1 + \frac{2}{\sqrt{-\log(a)}}\right). \end{aligned}$$

*Proof.* A similar statement is made in Section 5 of (Hillier, 2009). However, their bound is not tight enough for practical purposes and is incorrect for  $p = 1$ .

First, note that  $F_{\chi^2(q+2j)}(z + \lambda) \leq F_{\chi^2(q+2J+2)}(z + \lambda)$  for  $j \geq J + 1$  and thus

$$\sum_{j=J+1}^{\infty} \frac{a^j (p/2)_j}{j!} F_{\chi^2(q+2j)}(z + \lambda) \leq F_{\chi^2(q+2J+2)}(z + \lambda) \sum_{j=J+1}^{\infty} \frac{a^j (p/2)_j}{j!}.$$

Then, write

$$(n)_{j+l} = \frac{\Gamma(n+j+l)}{\Gamma(n)} = \frac{\Gamma(n+j+l)}{\Gamma(n+j)} \frac{\Gamma(n+j)}{\Gamma(n)} = (n)_j (n+j)_l$$

and

$$j! = (1)_j \Rightarrow (j+l)! = (1)_{j+l} = (1)_j (1+j)_l.$$

Thus,

$$\sum_{j=J+1}^{\infty} \frac{a^j (p/2)_j}{j!} = \sum_{l=0}^{\infty} \frac{a^{l+J+1} (p/2)_{l+J+1}}{(l+J+1)!} = \frac{a^{J+1} (p/2)_{J+1}}{(J+1)!} \sum_{l=0}^{\infty} \frac{a^l (p/2+J+1)_l}{(J+2)_l}.$$

Euler's transformation formula for the hypergeometric function  ${}_2F_1(a, b, c, x)$  is

$$\sum_{j=0}^{\infty} \frac{(a)_j (b)_j}{(c)_j} \frac{x^j}{j!} = (1-x)^{c-a-b} \sum_{j=0}^{\infty} \frac{(c-a)_j (c-b)_j}{(c)_j} \frac{x^j}{j!}.$$

We apply this with  $a = p/2 + J + 1$ ,  $b = 1$ ,  $c = J + 2$ , and  $x = a$ . Then,

$$\sum_{l=0}^{\infty} \frac{a^l (p/2+J+1)_l}{(J+2)_l} = (1-a)^{-p/2} \sum_{l=0}^{\infty} \frac{(1-p/2)_l (J+1)_l}{(J+2)_l} \frac{a^l}{l!} \leq (1-a)^{-p/2} \sum_{l=0}^{\infty} (1/2)_l \frac{a^l}{l!}.$$

We rewrite  $\frac{(1/2)_l}{l!} = \frac{\Gamma(l+1/2)}{\Gamma(1/2)\Gamma(l+1)}$  and use the fact that  $\Gamma(1/2) = \sqrt{\pi}$  and  $\frac{\Gamma(n+1/2)}{\Gamma(n+1)} \leq n^{-1/2}$  for  $n \in \mathbb{Z}^{\geq 1}$  (Gautschi, 1959, Equation 6). Then,

$$\begin{aligned} \sum_{l=0}^{\infty} (1/2)_l \frac{a^l}{l!} &\leq 1 + \sum_{l=1}^{\infty} \frac{a^l}{\sqrt{l}\sqrt{\pi}} \leq 1 + \frac{1}{\sqrt{\pi}} \int_{l=1}^{\infty} \frac{a^l}{\sqrt{l}} dl \\ &\leq 1 + \frac{1}{\sqrt{\pi}} \frac{\sqrt{\pi}(1 - \operatorname{erf}(\sqrt{-\log(a)}) )}{\sqrt{-\log(a)}} \leq 1 + \frac{2}{\sqrt{-\log(a)}}, \end{aligned}$$

where  $-1 < \operatorname{erf}(x) < 1$  is the Gauss error function.

Combining the above yields

$$\begin{aligned} (1-a)^{p/2} \sum_{j=J+1}^{\infty} \frac{a^j (p/2)_j}{j!} F_{\chi^2(q+2j)}(z + \lambda) \\ \leq F_{\chi^2(q+2J+2)}(z + \lambda) \frac{a^{J+1} (p/2)_{J+1}}{(J+1)!} \left(1 + \frac{2}{\sqrt{-\log(a)}}\right) \end{aligned}$$

□

The convergence of the power series in proposition 58 is slow when identification is reasonably large, say  $\lambda = s_{\min}(\beta) = 1000$ . For example if additionally  $q = k = 20, p = m_X = 5$  and  $z = 5$ , the bound from proposition 59 is smaller than  $10^{-6}$  only for  $J \geq 5495$ . The approximation error itself is smaller than  $10^{-6}$  for  $J \geq 5227$ . On the other hand, the identification  $\lambda = s_{\min}(\beta) = 1000$  is not large enough for the  $\chi^2(m_x)$  approximation to be close. Here, the approximation error is around 0.01.

In the `ivmodels` software package, we thus approximate the cumulative distribution function of  $\Gamma(q - p, p, \lambda)$  by numerically integrating a variable transformed variant of Equation (27)

$$\mathbb{P}[\Gamma(q - p, p, \lambda) \leq z] = \mathbb{E}_{x \sim \text{Beta}((q-p)/2, p/2)}[F_{\chi^2(q)}(z/(1 - ax))]$$

of (Hillier, 2009), where  $a = \lambda/(z + \lambda)$ . For this, we substitute  $y := 1 - ax$ , let  $\alpha := (q - p)/2, \beta = p/2$  and use  $f_{B(\alpha, \beta)}(x) = \frac{1}{B(\alpha, \beta)} x^{\alpha-1} (1 - x)^{\beta-1}$  and  $F_{\chi^2(q)}(z) = \frac{1}{\Gamma(q/2)} \gamma(q/2, z/2)$ . The integral becomes

$$\mathbb{E}_{x \sim \text{Beta}(\alpha, \beta)}[F_{\chi^2(q)}(z/(1 - ax))] = \frac{a^{-q/2+1}}{B(\alpha, \beta)\Gamma(q/2)} \int_{1-a}^1 (y - (1-a))^{\alpha-1} (1-y)^{\beta-1} \gamma(q/2, z/(2y)) dy.$$

Integrals of this form  $\int_a^b (x - a)^\alpha (b - x)^\beta f(x) dx$  can be efficiently approximated by the `qawse` routine of `QUADPACK`. Even for difficult settings as above with  $q = k = 20, p = m_x = 5, z = 5$ , and  $\lambda = s_{\min}(\beta) = 1000$ , the integral can be approximated up to an error of  $10^{-6}$  with around 50 evaluations of  $\gamma$ .

## G Optimization

The optimization problem in definition 1 is non-convex and thus difficult to solve. In our `ivmodels` software package, which was used for the simulations in section 3, we use the quasi-Newton method of Broyden–Fletcher–Goldfarb–Shannon (BFGS). This is the default option of `scipy.optimize.minimize` in Python.

The BFGS algorithm requires an initial guess  $x_0$ . We start the optimization once at the LIML estimate, using the outcomes  $y - X\beta_0$ , endogenous covariates  $W$ , and instruments  $Z$ , and once at  $x_0 = 0$ . We then take the minimum of the two solutions as the final estimate. Empirically, we observe that even if we only use the solution of the optimization started at the LIML estimate, the resulting algorithm has the correct size for the simulation settings from section 3.

In figure 7 in appendix I, we plot the Lagrange multiplier statistic for different values of  $\gamma$  at  $\beta_0$  for draws from Guggenberger et al.'s (2012) data-generating process.

## H Simulation details

To sample  $\Pi_X, \Pi_W$  such that  $\sqrt{n}\|\Pi_X\| = 100, \sqrt{n}\|\Pi_W\| = 1$  and  $n\langle \Pi_X, \Pi_W \rangle = 95$ , we first sample the entries of  $\Pi_1, \Pi_2 \stackrel{i.i.d.}{\sim} \mathcal{N}(0, 1)$ , subtract their respective means, and then assign  $\Pi_X = \Pi_1/\|\Pi_1\|$  and  $\Pi_W = 0.95 * \Pi_X + \sqrt{1 - 0.95^2} * M_{\Pi_1} \Pi_2 / \|M_{\Pi_1} \Pi_2\|$ . We finally scale  $\Pi_X \leftarrow 100 \Pi_X / \sqrt{n}$  and  $\Pi_W \leftarrow \Pi_W / \sqrt{n}$ .

For the simulation in section 3.3, we sample  $Z_i \stackrel{i.i.d.}{\sim} \mathcal{N}(0, \text{Id}_k)$  such that  $Q = \text{Id}_k$ . For some  $(\lambda_1, \lambda_2, \tau)$ , we calculate

$$\Omega_{VV \cdot \varepsilon}^{1/2} R \Lambda^T \Lambda R^T \Omega_{VV \cdot \varepsilon}^{1/2} \stackrel{!}{=} n \Pi^T Q \Pi = n \begin{pmatrix} \|\Pi_X\|^2 & \langle \Pi_X, \Pi_W \rangle \\ \langle \Pi_X, \Pi_W \rangle & \|\Pi_W\|^2 \end{pmatrix}.$$

We then sample  $\Pi$  according to the above paragraph. We use a grid of 50 values for  $\lambda_1, \lambda_2 \in [0, 100]$  and 25 values for  $\tau \in [0, \pi)$ . Note that this is equivalent to 50 values for  $\tau \in [0, 2\pi)$ , as  $R(\tau) = -R(\tau + \pi)$ .

## I Additional figures



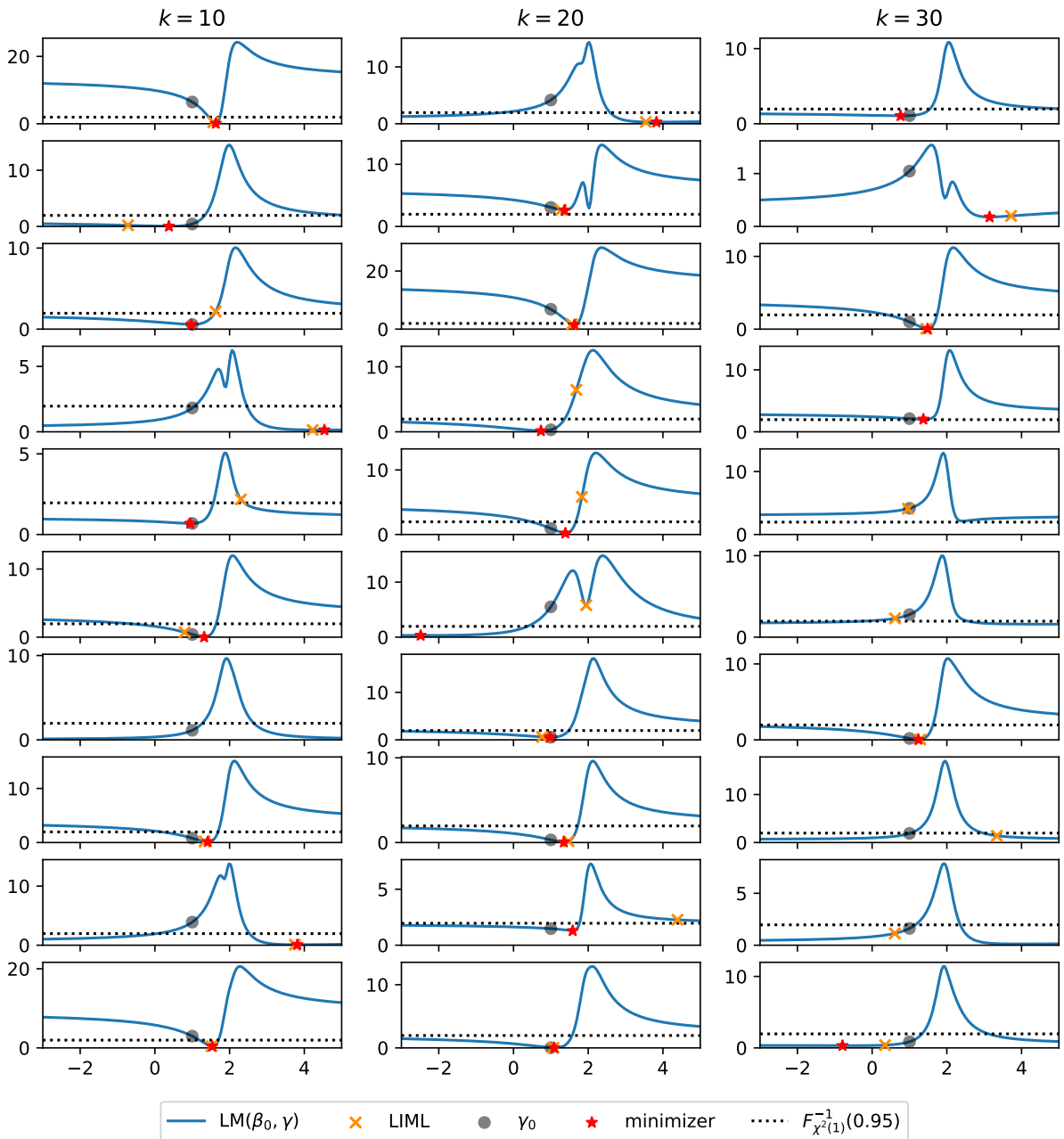


Figure 7: The Lagrange multiplier statistic for different  $\gamma$  at  $\beta_0$  for draws from Guggenberger et al.'s (2012) data-generating process. Rows correspond to different seeds and columns to different values of  $k$ . The LIML estimate using outcomes  $y - X\beta_0$ , endogenous covariates  $W$ , and instruments  $Z$  is marked with an orange cross. The minimizer found with the BFGS algorithm is marked with a red star. The horizontal dashed line marks the 95% quantile of the  $\chi^2(1)$  distribution. The statistic at the minimizer exceeds the 95% quantile only for the data in the fifth row and third column.

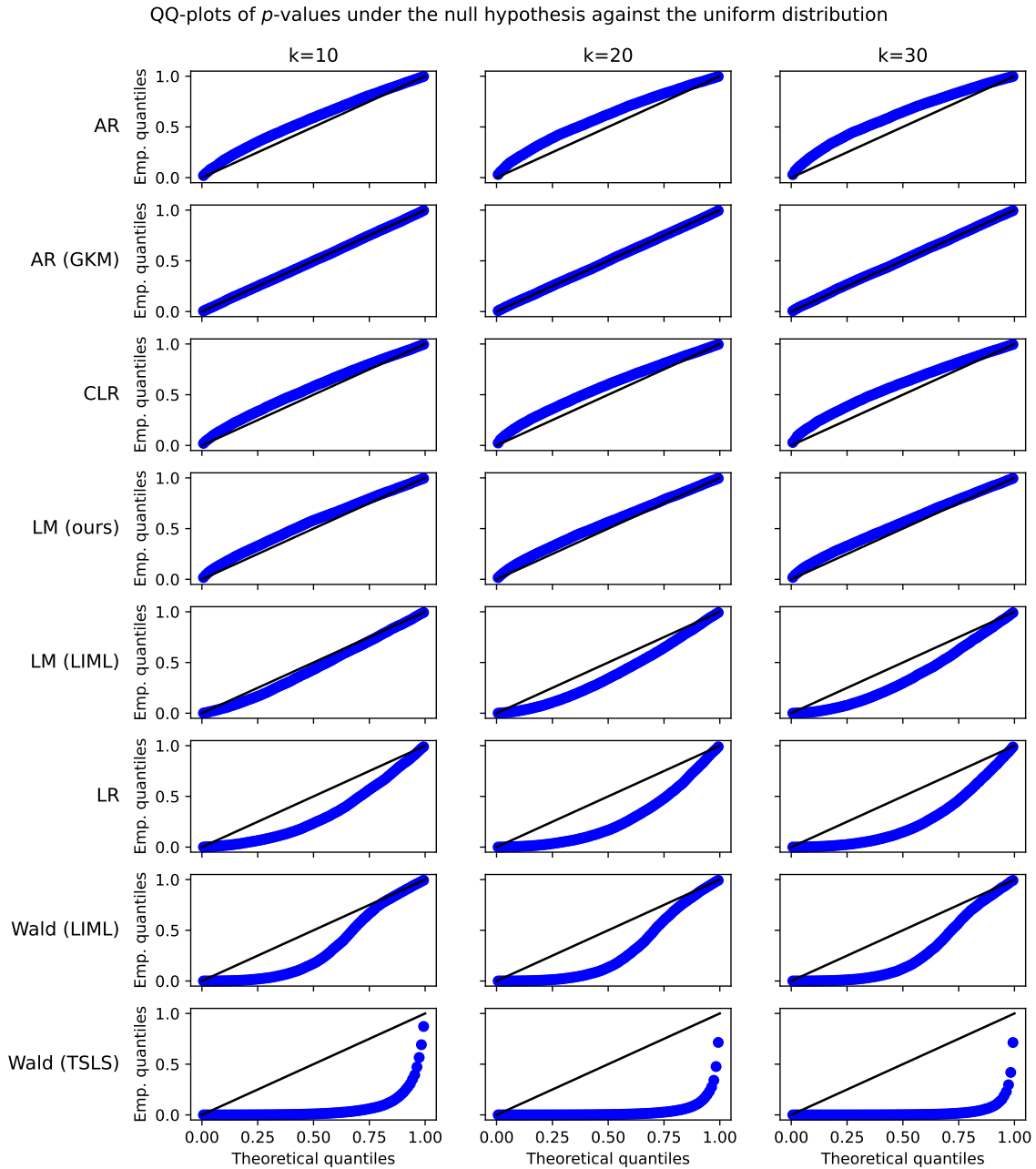


Figure 8: QQ plots comparing the empirical distribution of  $p$ -values of various subvector tests to the uniform distribution. Based on 10'000 simulations from the data-generating process proposed by Guggenberger et al. (2012) and described in section 3.1. Points above the diagonal indicate that the test is conservative. Points below the diagonal indicate that the test is size distorted. LM (LIML) is the subvector test obtained by plugging the LIML into the Lagrange multiplier test. AR (GKM) uses the critical values of Guggenberger et al. (2019).

Empirical maximal rejection frequencies over  $\tau \in [0, \pi)$  for  $k = 5$  and  $\Omega = \text{Id}_3$

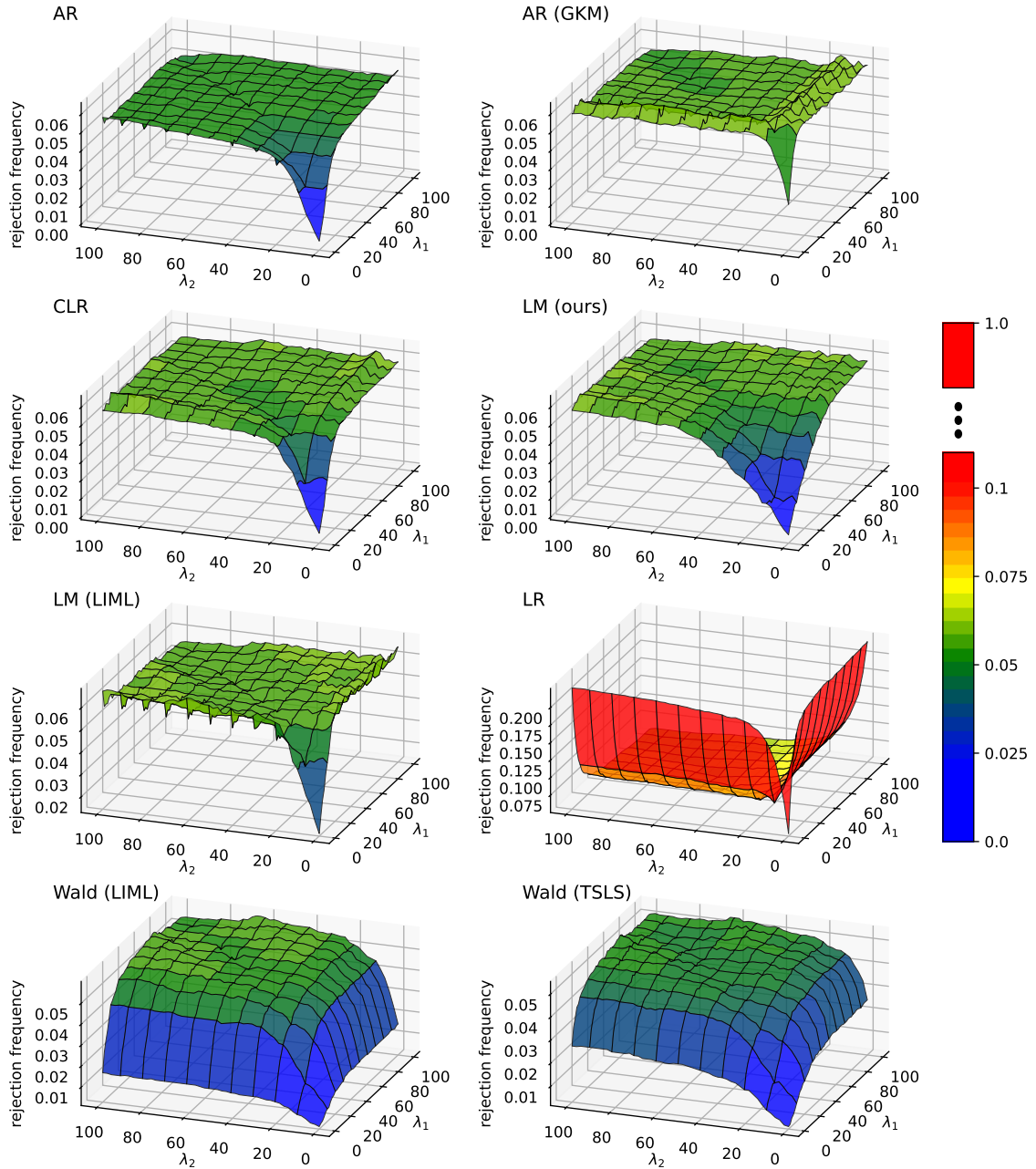


Figure 9: Empirical maximal rejection frequency for  $\alpha = 0.05$  over 25 linearly spaced values of  $\tau$  in  $[0, \tau)$  for various  $\lambda_1, \lambda_2$ . This uses the data-generating process proposed by Kleibergen (2021) with  $k = 5$  and  $\Sigma = \text{Id}_3$ , based on 2500 simulations per  $(\lambda_1, \lambda_2, \tau)$ . As we are taking the maximum over  $\tau$ , values up to around 0.06 are expected for size-correct tests. Blue indicates conservativeness, green indicates near-nominal level, yellow indicates slight above nominal level, and red indicates significantly above-nominal level. LM (LIML) is the version of the subvector Lagrange multiplier test obtained by plugging in the LIML estimator. AR (GKM) uses the critical values of Guggenberger et al. (2019).

Empirical maximal rejection frequencies over  $\tau \in [0, \pi)$  for  $k = 20$  and  $\Omega = \text{Id}_3$

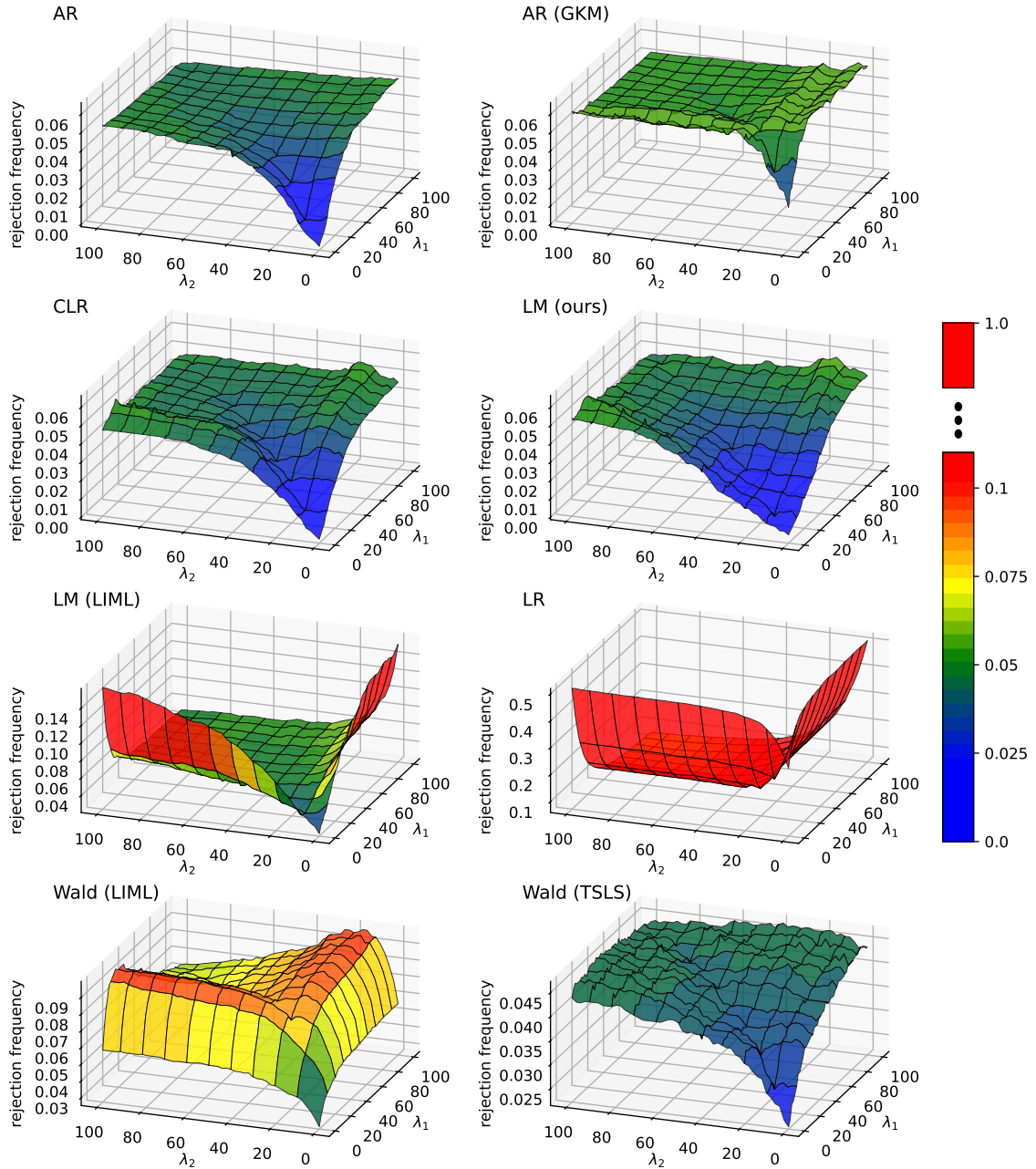


Figure 10: Empirical maximal rejection frequency for  $\alpha = 0.05$  over 25 linearly spaced values of  $\tau$  in  $[0, \pi)$  for various  $\lambda_1, \lambda_2$ . This uses the data-generating process proposed by Kleibergen (2021) with  $k = 20$  and  $\Sigma = \text{Id}_3$ , based on 2500 simulations per  $(\lambda_1, \lambda_2, \tau)$ . As we are taking the maximum over  $\tau$ , values up to around 0.06 are expected for size-correct tests. Blue indicates conservativeness, green indicates near-nominal level, yellow indicates slight above nominal level, and red indicates significantly above-nominal level. LM (LIML) is the version of the subvector Lagrange multiplier test obtained by plugging in the LIML estimator. AR (GKM) uses the critical values of Guggenberger et al. (2019).

Empirical maximal rejection frequencies over  $\tau \in [0, \pi)$  for  $k = 5$  and  $\Omega$  as in Guggenberger et al. (2012)

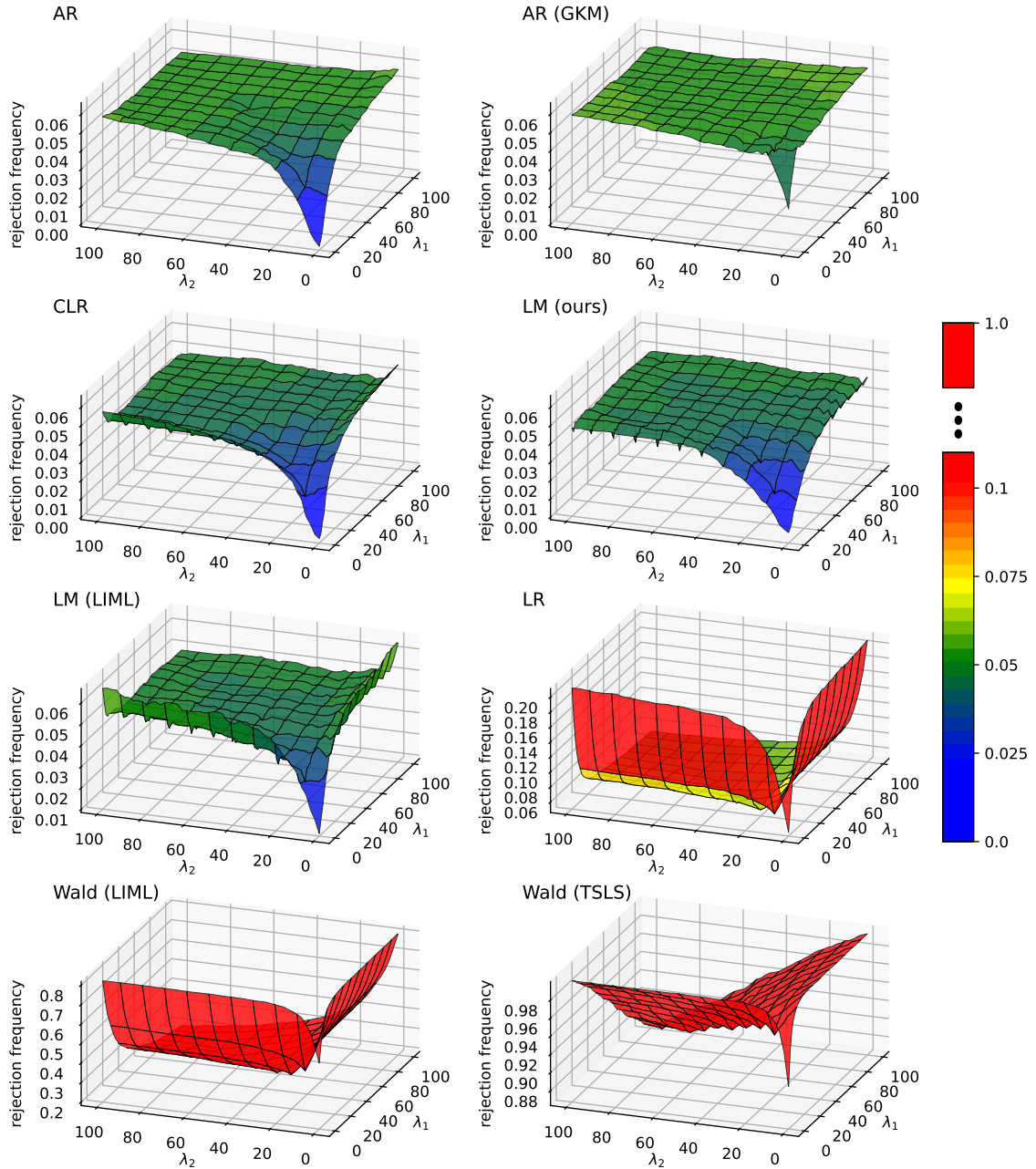


Figure 11: Empirical maximal rejection frequency for  $\alpha = 0.05$  over 25 linearly spaced values of  $\tau$  in  $[0, \tau)$  for various  $\lambda_1, \lambda_2$ . This uses the data-generating process proposed by Kleibergen (2021) with  $k = 5$  and  $\Sigma$  as in (Guggenberger et al., 2012), based on 2500 simulations per  $(\lambda_1, \lambda_2, \tau)$ . As we are taking the maximum over  $\tau$ , values up to around 0.06 are expected for size-correct tests. Blue indicates conservativeness, green indicates near-nominal level, yellow indicates slight above nominal level, and red indicates significantly above-nominal level. LM (LIML) is the version of the subvector Lagrange multiplier test obtained by plugging in the LIML estimator. AR (GKM) uses the critical values of Guggenberger et al. (2019).

Empirical maximal rejection frequencies over  $\tau \in [0, \pi)$  for  $k = 20$  and  $\Omega$  as in Guggenberger et al. (2012)

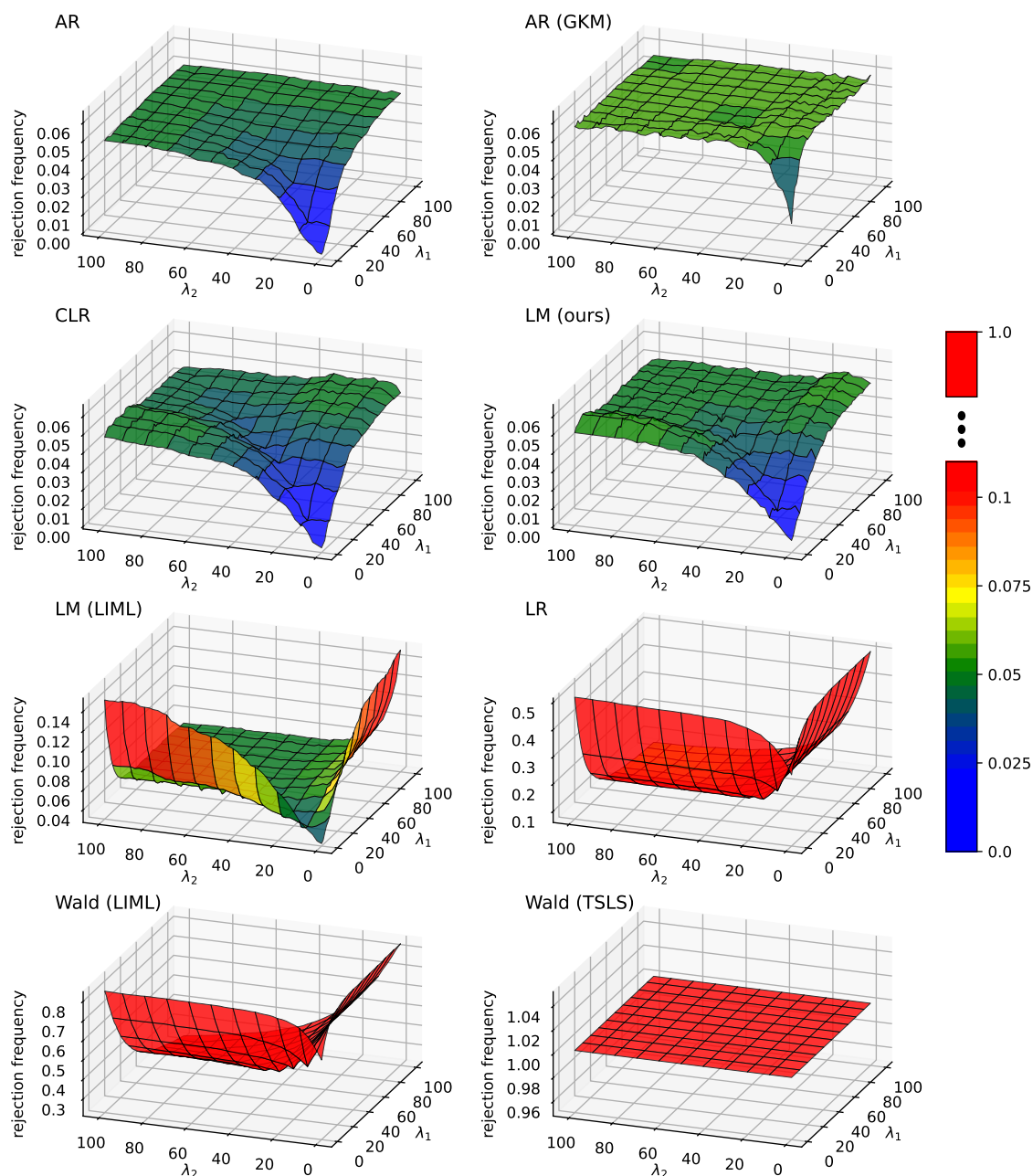


Figure 12: Empirical maximal rejection frequency for  $\alpha = 0.05$  over 25 linearly spaced values of  $\tau$  in  $[0, \pi)$  for various  $\lambda_1, \lambda_2$ . This uses the data-generating process proposed by Kleibergen (2021) with  $k = 20$  and  $\Sigma$  as in (Guggenberger et al., 2012), based on 2500 simulations per  $(\lambda_1, \lambda_2, \tau)$ . As we are taking the maximum over  $\tau$ , values up to around 0.06 are expected for size-correct tests. Blue indicates conservativeness, green indicates near-nominal level, yellow indicates slight above nominal level, and red indicates significantly above-nominal level. LM (LIML) is the version of the subvector Lagrange multiplier test obtained by plugging in the LIML estimator. AR (GKM) uses the critical values of Guggenberger et al. (2019).

Empirical maximal rejection frequencies over  $\tau \in [0, \pi]$  for  $k = 100$  and  $\Omega$  as in Guggenberger et al. (2012)

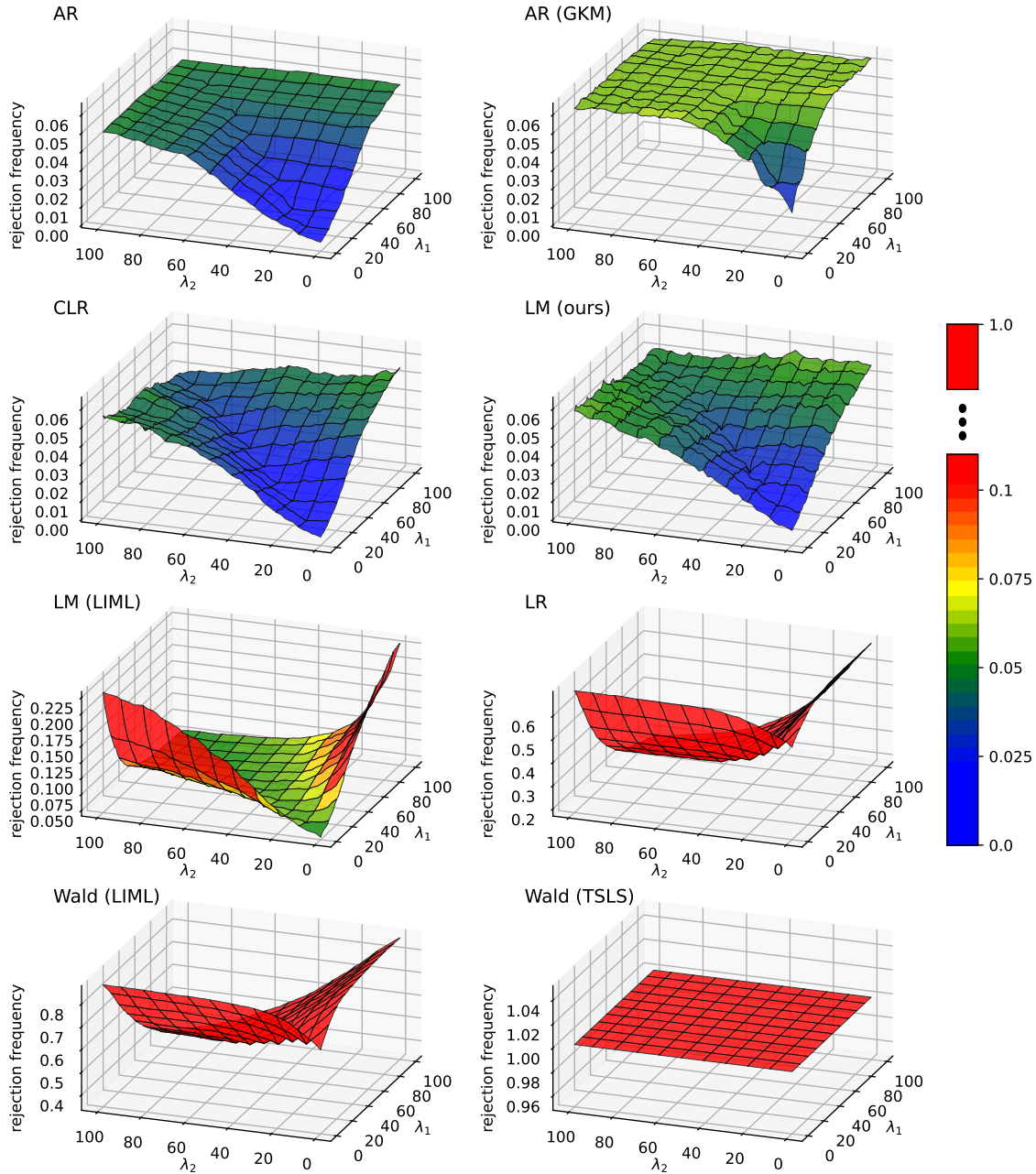


Figure 13: Empirical maximal rejection frequency for  $\alpha = 0.05$  over 25 linearly spaced values of  $\tau$  in  $[0, \tau]$  for various  $\lambda_1, \lambda_2$ . This uses the data-generating process proposed by Kleibergen (2021) with  $k = 100$  and  $\Sigma$  as in (Guggenberger et al., 2012), based on 2500 simulations per  $(\lambda_1, \lambda_2, \tau)$ . As we are taking the maximum over  $\tau$ , values up to around 0.06 are expected for size-correct tests. Blue indicates conservativeness, green indicates near-nominal level, yellow indicates slight above nominal level, and red indicates significantly above-nominal level. LM (LIML) is the version of the subvector Lagrange multiplier test obtained by plugging in the LIML estimator. AR (GKM) uses the critical values of Guggenberger et al. (2019).

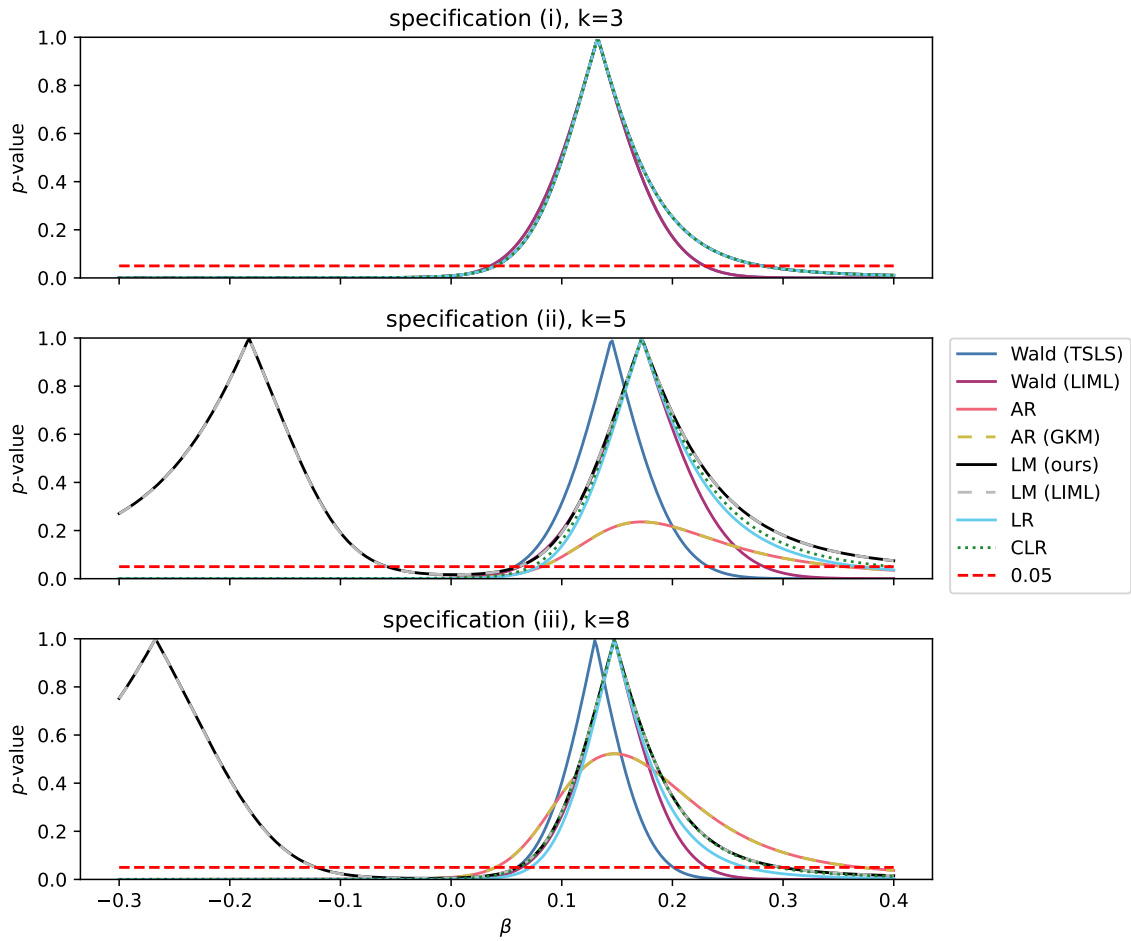


Figure 14: The  $p$ -values of the tests for varying values of  $\beta$  for different specifications on the Card application. Corresponds to table 4.



## J Additional tables

$k =$	$\alpha = 0.01$					$\alpha = 0.05$				
	5	10	15	20	30	5	10	15	20	30
AR	0.5%	0.7%	0.7%	0.9%	1.9%	3.0%	3.2%	3.3%	3.4%	5.0%
AR (GKM)	1.2%	1.5%	1.6%	1.7%	2.6%	5.5%	6.4%	5.9%	6.4%	7.0%
CLR	0.5%	0.8%	0.8%	1.2%	2.0%	3.1%	3.8%	4.0%	4.9%	6.7%
LM (ours)	0.3%	0.7%	0.7%	1.0%	1.8%	2.4%	3.0%	3.8%	5.0%	7.5%
LM (LIML)	1.4%	4.1%	5.8%	8.5%	11%	6.6%	12%	16%	21%	25%
LR	3.1%	8.5%	11%	14%	17%	13%	22%	27%	30%	33%
Wald (LIML)	16%	20%	23%	24%	25%	29%	34%	37%	39%	40%
Wald (TSLS)	34%	51%	58%	63%	68%	55%	72%	78%	81%	85%

Table 6: Empirical sizes of various tests at levels  $\alpha = 0.01, 0.05$ . Based on 10'000 draws from the data-generating process proposed by Guggenberger et al. (2012) with  $n = 50$ . LM (LIML) is the subvector test obtained by plugging the LIML into the Lagrange multiplier test. AR (GKM) uses the critical values of Guggenberger et al. (2019).

$k =$	$\alpha = 0.01$					$\alpha = 0.05$				
	5	10	15	20	30	5	10	15	20	30
AR	0.4%	0.3%	0.2%	0.3%	0.4%	2.7%	2.4%	2.1%	2.1%	2.2%
AR (GKM)	1.2%	1.1%	1.0%	1.2%	1.1%	5.5%	5.6%	4.9%	5.3%	5.1%
CLR	0.4%	0.3%	0.2%	0.2%	0.5%	2.9%	2.5%	2.3%	2.6%	2.4%
LM (ours)	0.3%	0.2%	0.4%	0.4%	0.5%	2.1%	2.2%	2.5%	2.8%	3.2%
LM (LIML)	1.4%	3.0%	4.5%	6.7%	9.8%	6.2%	11%	14%	18%	23%
LR	3.2%	7.8%	11%	14%	17%	13%	23%	26%	30%	33%
Wald (LIML)	17%	20%	21%	23%	25%	30%	35%	37%	38%	40%
Wald (TSLS)	35%	51%	58%	62%	68%	56%	73%	78%	82%	86%

Table 7: Empirical sizes of various tests at levels  $\alpha = 0.01, 0.05$ . Based on 10'000 draws from the data-generating process proposed by Guggenberger et al. (2012) with  $n = 100$ . LM (LIML) is the subvector test obtained by plugging the LIML into the Lagrange multiplier test. AR (GKM) uses the critical values of Guggenberger et al. (2019).

specification	(i) $k = 4$		(ii) $k = 8$		(iii) $k = 14$	
estimate (TSLS)	0.013 (0.041)		0.000 (0.041)		-0.010 (0.021)	
estimate (LIML)	0.013 (0.041)		0.001 (0.043)		-0.012 (0.021)	
test	statistic	$p$ -value	statistic	$p$ -value	statistic	$p$ -value
Wald (TSLS)	0.10	0.756	0.00	0.998	0.24	0.624
95% conf. set	[-0.07, 0.09]		[-0.08, 0.08]		[-0.05, 0.03]	
Wald (LIML)	0.10	0.756	0.00	0.984	0.33	0.567
95% conf. set	[-0.07, 0.09]		[-0.08, 0.09]		[-0.05, 0.03]	
AR	0.10	0.757	1.09	0.364	0.69	0.754
95% conf. set	[-0.07, 0.10]		[-0.11, 0.11]		[-0.10, 0.06]	
CLR	0.10	0.757	0.00	0.985	0.33	0.607
95% conf. set	[-0.07, 0.10]		[-0.09, 0.10]		[-0.06, 0.03]	
LM (ours)	0.10	0.757	0.00	0.984	0.32	0.57
95% conf. set	[-0.07, 0.10]		[-0.09, 0.10]		[-0.06, 0.03] $\cup$ [0.16, 0.28]	
rank	12.14	4.93e-4	28.81	2.53e-05	45.91	3.35e-06
$J_{\text{LIML}}$			5.45	0.244	7.21	0.706

Table 8: Estimates, test statistics,  $p$ -values, and confidence sets for the causal effect of education on wages for blacks. See section 4.1 for details.