

Huber means on Riemannian manifolds

Jongmin Lee¹ and Sungkyu Jung²

¹*Department of Statistics, Pusan National University, e-mail: jongmin.lee@pusan.ac.kr*

²*Department of Statistics and Institute for Data Innovation in Science, Seoul National University, e-mail: sungkyu@snu.ac.kr*

Abstract: This article introduces Huber means on Riemannian manifolds, providing a robust alternative to the Fréchet mean by integrating elements of both L_2 and L_1 loss functions. The Huber means are designed to be highly resistant to outliers while maintaining efficiency, making it a valuable generalization of Huber's M -estimator for manifold-valued data. We comprehensively investigate the statistical and computational aspects of Huber means, demonstrating their utility in manifold-valued data analysis. Specifically, we establish minimal conditions for ensuring the existence and uniqueness of the Huber mean and discuss regularity conditions for unbiasedness. The Huber means are statistically consistent and enjoy the central limit theorem. Additionally, we propose a moment-based estimator for the limiting covariance matrix, which is used to construct a robust one-sample location test procedure and an approximate confidence region for location parameters. Huber means are shown to be highly robust and efficient in the presence of outliers or under heavy-tailed distribution. To be more specific, it achieves a breakdown point of at least 0.5, the highest among all isometric equivariant estimators, and is more efficient than the Fréchet mean under heavy-tailed distribution. Numerical examples on spheres and the set of symmetric positive-definite matrices further illustrate the efficiency and reliability of the proposed Huber means on Riemannian manifolds.

MSC2020 subject classifications: Primary 62R30, 62G35; secondary 62E20.

Keywords and phrases: Central limit theorem, Covariance estimation, Generalized Fréchet mean, Hypothesis testing, Riemannian center of mass, Robust statistics, Statistics on manifolds, Strong consistency.

Contents

1	Introduction	3
1.1	Related work	5
1.2	Paper organization	6
2	Location estimation under Huber loss	6
2.1	Setup and notations	6
2.2	Huber means on Riemannian manifolds	7
2.3	An algorithm for computing sample Huber means	9
3	Theoretical properties of Huber means	11
3.1	Existence and uniqueness	11
3.2	Unbiasedness of sample Huber means	15
3.3	Conditions for ensuring the convergence of estimating algorithm	16
3.4	Strong consistency and asymptotic normality for Huber means	17

3.5	An estimation for limiting covariance matrix of the sample Huber mean	19
3.6	An application to hypothesis testing	22
3.7	Relative efficiency and choice of the robustification parameter	23
3.8	Robustness of sample Huber means	27
4	Numerical Examples	28
4.1	Robustness and efficiency of Huber means	28
4.2	Performance of the covariance estimator and the one-sample location test	30
4.3	A real data example from multivariate tensor-based morphometry	31
5	Discussion	33
A	Additional theoretical properties of Huber means	34
A.1	Huber means as maximum likelihood estimators	34
A.2	Huber means bridge the Fréchet mean and geometric median	35
B	Technical details, additional lemmas and proofs	39
B.1	The regularity conditions (A4) for central limit theorem	39
B.2	Proofs for Section 3.1	40
B.2.1	Proof of Proposition 1	40
B.2.2	Proof of Theorem 1	41
B.2.3	Proof of Corollary 1	42
B.2.4	Proof of Theorem 2	42
B.2.5	Proof of Corollary 2	48
B.3	Examples of non-unique Huber means	49
B.4	Proof for Section 3.2	51
B.4.1	Proof of Proposition 2	51
B.5	Proof for Section 3.3	53
B.5.1	Proof of Proposition 3	53
B.6	Proofs for Section 3.4	53
B.6.1	Proof of Theorem 3	53
B.6.2	Proof of Corollary 3	57
B.6.3	Proof of Theorem 4	57
B.7	Proof for Section 3.5	58
B.7.1	Proof of Theorem 5	58
B.8	Proofs for Section 3.6	60
B.8.1	Proof of Corollary 4	60
B.8.2	Proof of Corollary 5	60
B.9	An additional technical result and proofs for Section 3.7	61
B.9.1	A technical result and its proof	61
B.9.2	Proof of Proposition 4	63
B.9.3	An additional proposition and its proof	63
B.10	Proofs for Section 3.8	64
B.10.1	Proof of Theorem 6	65
B.10.2	Proof of Theorem 7	66
C	Additional numerical results	67
	References	68

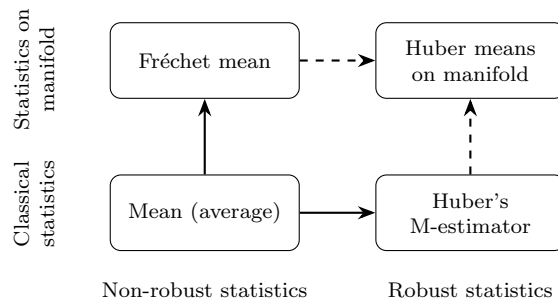


FIGURE 1. A generalization of Huber means for data on Riemannian manifolds.

1. Introduction

Locating the mean of data has long been a fundamental task in statistics, serving as the basis for numerous statistical inferences and computations. Conventional mean estimation methods often rely on the L_2 loss function, exemplified by the Fréchet mean [28] for data lying in spaces more general than Euclidean vector spaces. However, these methods can be significantly influenced by outliers, especially when dealing with manifold-valued data, which are increasingly encountered in contemporary sciences.

In this article, we introduce the concept of Huber means on Riemannian manifolds. The Huber mean, defined as the minimizers of the expected Huber loss, offers a robust alternative to the Fréchet mean by combining elements of L_2 and L_1 losses. This dual nature makes the Huber mean highly resistant to outliers while maintaining efficiency under heavy-tailed distributions. The Huber mean serves as a natural generalization of Huber's M -estimator [17, 34] to the manifold setting, and can be viewed as a robust extension of the Fréchet mean; see Figure 1.

For data points x_1, x_2, \dots, x_n on a metric space (M, d) , the sample Huber mean is defined as any minimizer m_n of $\frac{1}{n} \sum_{i=1}^n \rho_c\{d(x_i, m)\}$, where $\rho_c(\cdot)$ is the Huber loss function with robustification parameter $c \in [0, \infty]$. The Huber mean for $c = 0$ (or $c = \infty$) coincides with the geometric median (or, the Fréchet mean, respectively). We also use a smooth alternative to the Huber loss, called the pseudo-Huber loss function.

Our work comprehensively investigates the mathematical, statistical and computational perspectives of Huber means for data on Riemannian manifolds. We begin this journey by verifying the conditions under which the Huber mean exists and is unique. While we believe these conditions are minimal and, in some cases, necessary, our requirement for ensuring a unique Huber mean involves bounding the support of the underlying distribution (P_X) for manifolds with positive curvatures. Conversely, for manifolds with nonpositive sectional curvatures, we impose no restriction on the support of P_X , which can be deemed an improvement over the bounded support condition commonly used in the

literature for the geometric median [1, 77].

The sample Huber mean is a natural estimator of the population Huber mean (see Definition 2). We show that the population Huber means for any c equals the population Fréchet mean $\mu \in M$ when M is a Riemannian symmetric space and the distribution P_X is geodesically symmetric with respect to μ . Under the same regularity conditions, the sample Huber mean is shown to be an *unbiased* estimator of μ . We also verify that the sample Huber mean set is a *consistent* estimator of the population Huber mean set, even in cases where the Huber means are not unique. Furthermore, with appropriate regularity conditions, the *asymptotic normality* of the sample Huber mean is established.

We further propose a novel estimation strategy for the limiting covariance matrix of the sample Huber mean, which is crucial for constructing robust tests for location parameters. The limiting covariance matrix $A_c = H_c^{-1} \Sigma_c H_c^{-1}$ is a combination of the expected Hessian matrix H_c and the covariance matrix Σ_c of the gradient of the Huber loss. Due to the challenging nature of explicitly writing out the Hessian matrix, there has been a scarce work on estimating H_c even for the Fréchet mean case (see [62] for an example). Instead of directly estimating H_c , our approach involves evaluating a finite set of second-directional derivatives of the Huber loss function, from which the corresponding Hessian matrix can be constructed. After verifying the consistency of the proposed estimator of A_c , we utilize both the asymptotic normality and the estimator of A_c to construct a robust one-sample location test procedure. The proposed test controls the type I error rate, and possesses an asymptotic power of 1 even under contiguous alternatives shrinking towards the null hypothesis.

The robust nature of Huber means is further highlighted by their optimal breakdown point of 0.5, the highest possible among isometric-equivariant estimators on unbounded Riemannian symmetric spaces. This robustness is demonstrated through numerical examples on spheres and the set of symmetric positive-definite matrices, showing that Huber means remain efficient and reliable even in the presence of outliers or under heavy-tailed distribution.

The efficiency of Huber means is compared with that of the Fréchet mean, under various situations. We demonstrate that the Huber means are more efficient than the Fréchet means when P_X is heavy-tailed. Furthermore, it is verified that the robustification parameter c can be chosen to achieve at least 95% of relative efficiency over the Fréchet mean under Gaussian-type distributions. A practical guideline for choosing the value of c , ensuring 95% relative efficiency (as used in [32]), is briefly discussed.

For Euclidean data, the (Fréchet) mean is simply the average of observations and thus is computationally cheap. However, for non-Euclidean data (especially for data lying on manifolds), the Fréchet mean often needs to be evaluated by iterative algorithms, thus the computational merit of the Fréchet mean diminishes. For data lying on Riemannian manifolds, we develop a numerical recipe to compute the sample Huber and pseudo-Huber means, and show that the latter has a linear rate of convergence. As a comparison, both the subgradient algorithm of [77] and the Weiszfeld algorithm [27, 58], commonly used for computing geometric median, is known to have sublinear convergence rates [7, 77].

A real dataset consisting of symmetric positive-definite matrices, obtained from a multivariate tensor-based morphometry study [60], is used to further demonstrate the robustness and efficiency of Huber means. In particular, the asymptotic normality of Huber means and approximate 95% confidence regions for population location parameters are validated against resampling-based alternatives.

1.1. Related work

The Huber means, defined for a robustification parameter $c \in [0, \infty]$, include the celebrated Fréchet mean and the geometric median, which are sometimes referred to as the Riemannian L_p center of mass [1, 2] (for $p = 2$ and 1, respectively) at their extremes. See [1, 9, 10, 23, 28, 36, 38, 44, 46] and [6, 13, 14, 27, 56] for statistical aspects of the Fréchet mean and the geometric median, respectively, on non-Euclidean spaces. For applications of the L_p center of mass, see [4, 5, 62, 66, 71]. The concept of Huber means on Riemannian manifolds has appeared in the literature under various names, such as Huber's centroid [40] and Huber-type centrality measure [49]. This study aims to solidify the theoretical foundation of Huber means and highlight their practical applicability in robust statistical analysis on manifolds.

There is a vast collection of research endeavors on the statistical properties of the Fréchet mean and its generalizations. For the Fréchet mean on manifolds, its theoretical properties including the existence, uniqueness, consistency, asymptotic normality, and surprising peculiarities such as smeariness have been extensively studied; see e.g., [8, 21–23, 38, 43]. Some of our theoretical developments are rooted in these previous findings, building upon the established results and technicalities as used in [1, 37, 43]. The Huber mean is a special case of a generalized Fréchet mean, a term coined by Huckemann [36]. The generalized Fréchet mean and its theoretical properties, developed in [37, 61, 69, 70], apply to various settings such as a largely unrestricted family of loss functions, and different spaces for the estimator and the sample. In our work, however, we focus on a specific type of loss function defined for data on Riemannian manifolds. By doing so, we are able to leverage the advantages of the Huber loss function to derive a robust and efficient estimator.

Beyond the manifolds, statistical methodologies and related theories have been also developed actively on the general metric spaces [19, 64]. Although Huber means are well-defined for metric spaces, we utilize the inherent structure of Riemannian manifolds to develop estimation procedures and theoretical properties.

This work can be naturally extended to incorporate other choices of robustness-inducing loss functions, or general robust M -estimators [35]. While we focus on the Huber loss function, potential extensions and applications are further discussed in Section 5. For this work, we have adopted the criteria for robustness and efficiency from the literature on robust statistics, such as [35, 53]. In classical robust statistics, Huber means on Euclidean spaces (or Huber's M -estimators)

have originated from the fundamental problem of location and scale estimation [11, 17, 34, 48], but have found significant applications in robust regression problems [24, 41, 47, 52, 75, 81]. In this respect, our work may pave the way for comprehensive studies on Huber regression for manifold-valued response variables.

1.2. Paper organization

In Section 2, after briefly introducing notations and geometric facts on Riemannian manifold, we define the Huber mean and the pseudo-Huber mean, followed by an iterative algorithm for their computation from data. Theoretical properties of Huber means are comprehensively investigated in Section 3. Specifically, Section 3.1 presents the conditions ensuring the existence and uniqueness of Huber means. In Section 3.2, The sample Huber mean is shown to be unbiased under certain regularity conditions. Section 3.3 provides the convergence analysis for the estimating algorithm, while Section 3.4 establishes the strong consistency and asymptotic normality of Huber means. Estimation for the limiting covariance matrix appearing in the central limit theorem is discussed in Section 3.5, followed by a robust one-sample test for location parameters in Section 3.6. The relative efficiency of Huber means over the Fréchet mean is discussed in Section 3.7, in which we also address the choice of robustification parameter c . In Section 3.8, we show that the breakdown point of Huber means for $c < \infty$ is at least 0.5. The robustness and efficiency of Huber means are numerically demonstrated in Section 4. In this section, we also confirm that the proposed limiting covariance estimation is consistent, and that the proposed test is of designated size and is powerful. Additionally, a real data application of Huber means on tensor-based morphometry is provided. In Section 5, we provide a summary of the article and highlight some future research directions. Appendix contains technical lemmas, proofs of all theoretical results, and discussions on additional theoretical properties of Huber means.

2. Location estimation under Huber loss

2.1. Setup and notations

We assume that M is a complete, connected, and separable finite-dimensional smooth Riemannian manifold without boundary and is equipped with a Riemannian metric. The Riemannian metric naturally induces the Riemannian distance $d : M \times M \rightarrow [0, \infty)$. By the fundamental theorem of Riemannian geometry, there is a unique torsion-free connection that is compatible with the Riemannian metric. This connection is said to be the Levi-Civita connection (or the Riemannian connection), denoted by ∇ , which is a generalization of the directional derivative on Euclidean spaces. An M -valued smooth curve γ is said to be a geodesic if $\nabla_{\gamma'}\gamma' = 0$. For a point $p \in M$, the collection of $\gamma'(0)$, where each γ in the collection is a geodesic with $\gamma(0) = p$, constitutes the tangent

space of M at p , denoted by T_pM . We call elements of T_pM tangent vectors. The norm of $v \in T_pM$, denoted by $\|v\|$, is induced by the Riemannian metric. For a tangent vector at p , say $v \in T_pM$, there exists a unique geodesic satisfying $\gamma(0) = p$ and $\gamma'(0) = v$ by the theory of ordinary differential equations. Then, the exponential map at p of v is $\text{Exp}_p(v) := \gamma(1)$. Let $r_{\text{inj}}(p)$ be the supremum of $r \geq 0$ satisfying that $\text{Exp}_p : B_r(p) \rightarrow M$ is injective, where $B_r(p) := \{x \in M : d(p, x) < r\}$. Since M is a Riemannian manifold without boundary, for any $p \in M$, $r_{\text{inj}}(p) > 0$. Also, $r_{\text{inj}}(M) := \inf_{p \in M} \{r_{\text{inj}}(p)\} \in [0, \infty]$ is said to be the injectivity radius of M . The Riemannian logarithmic map at p , $\text{Log}_p : \text{Exp}_p[B_{r_{\text{inj}}(p)}(p)] \rightarrow B_{r_{\text{inj}}(p)}(p)$, is defined as the inverse map of Exp_p . Since $r_{\text{inj}}(p) > 0$ for any $p \in M$, Log_p is well-defined, at least locally. We denote by Δ (or δ) the least upper bound (or the greatest lower bound, respectively) of sectional curvatures of M , and assume that Δ, δ are bounded. In other words, $-\infty < \delta \leq \Delta < \infty$. For more details on Riemannian geometry, we refer readers to [12, 15, 16, 65].

For any metric space (M, d) , denote $\mathcal{B}(M)$ by the Borel σ -field of M generated by the distance d . Let P be the probability measure defined on a sample space, X be an M -valued random variable defined on the sample space, and P_X be the law (distribution) of X , i.e., $P_X(B) = P(X \in B)$ for all $B \in \mathcal{B}(M)$. For each $x \in M$, let δ_x denote the Dirac probability measure on M . Given n deterministic points $(x_1, x_2, \dots, x_n) \in M^n$, we denote $\frac{1}{n} \sum_{i=1}^n \delta_{x_i}$ by P_n .

2.2. Huber means on Riemannian manifolds

The Fréchet mean of a distribution P_X on a metric space (M, d) is defined as follows.

Definition 1. *The population Fréchet mean set with respect to P_X is*

$$\text{argmin}_{m \in M} \int d^2(X, m) dP.$$

Moreover, given n deterministic observations $(x_1, x_2, \dots, x_n) \in M^n$, the sample Fréchet mean set is

$$\text{argmin}_{m \in M} \frac{1}{n} \sum_{i=1}^n d^2(x_i, m).$$

The definition and properties of the Fréchet mean have been crucial for statistics on manifolds, and more generally for non-Euclidean statistics [19, 38, 64]. It is well-known that the Fréchet mean possesses important statistical properties such as the consistency of the sample Fréchet means with respect to their population counterparts [9, 82] and the asymptotic normality of the sample Fréchet means under suitable regularity conditions [8, 10, 21]. Generalizing the L_2 loss function $d^2(\cdot, \cdot)$ used for the Fréchet means, we consider a distance-based loss function $\rho_c\{d(\cdot, \cdot)\}$, where ρ_c is the Huber loss function with a cutoff constant $c > 0$.

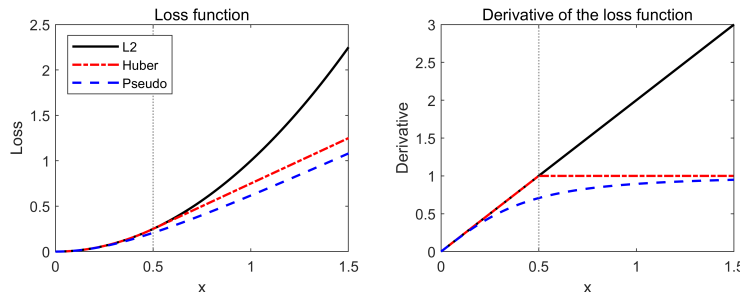


FIGURE 2. The L_2 , Huber and pseudo-Huber loss functions for $c = 0.5$ and their derivatives.

The *Huber loss* function, introduced by [34], combines elements of both L_2 and L_1 losses. For a cutoff constant $c > 0$, the Huber loss function is defined for $x \geq 0$ as follows:

$$\rho_c(x) = \begin{cases} x^2 & \text{if } x \leq c, \\ 2c(x - \frac{c}{2}) & \text{if } x > c. \end{cases}$$

When $c \simeq 0$, the Huber loss closely resembles $2c$ times the L_1 loss, since $c \simeq 0$ implies $\rho_c(x) = 2cx - c^2 \simeq 2cx$. As $c \rightarrow \infty$, the Huber loss converges pointwise to the L_2 loss. The L_1 and L_2 loss functions are defined as $L_1(x) = x$, $L_2(x) = x^2$, respectively, for $0 \leq x < \infty$.

The Huber loss is continuously differentiable (C^1) but is not twice differentiable at $x = c$, as illustrated in the right panel of Figure 2. This lack of smoothness often presents challenges in theoretical developments and calculations related to the Huber mean (see Definition 2). These issues motivate the adoption of *pseudo-Huber loss* [31], defined for $x \in [0, \infty)$ as

$$\tilde{\rho}_c(x) = 2c^2 \{ \sqrt{1 + (x/c)^2} - 1 \}.$$

This function serves as a smooth (C^∞) approximation of the Huber loss function. Similar to the Huber loss function, the pseudo-Huber loss converges pointwise to the L_2 loss as $c \rightarrow \infty$, and closely approximates $2cx$ for $c \simeq 0$. The graphs of these loss functions are illustrated in Figure 2.

We extend the definitions of (pseudo) Huber losses with $c = 0$ and $c = \infty$ by setting $\rho_0(x) = \tilde{\rho}_0(x) = L_1(x)$ and $\rho_\infty(x) = \tilde{\rho}_\infty(x) = L_2(x)$.

The population (or sample) Huber mean is defined as any minimizer of the expected Huber loss for P_X (or P_n , respectively):

Definition 2. Given a prespecified constant $c \in [0, \infty]$, the population Huber mean set with respect to P_X is

$$E^{(c)} := \operatorname{argmin}_{m \in M} F^c(m), \quad F^c(m) := \int \rho_c \{ d(X, m) \} dP.$$

For given n deterministic observations $(x_1, x_2, \dots, x_n) \in M^n$, the sample Huber

mean set is

$$E_n^{(c)} := \operatorname{argmin}_{m \in M} F_n^c(m), \quad F_n^c(m) := \frac{1}{n} \sum_{i=1}^n \rho_c\{d(x_i, m)\}.$$

$E_n^{(c)}$ is often denoted by $E_n^{(c)}(x_1, x_2, \dots, x_n)$ for clarity.

The pseudo-Huber mean sets are defined analogously to Definition 2, with ρ_c substituted by $\tilde{\rho}_c$, and are denoted by $\tilde{E}^{(c)}$ and $\tilde{E}_n^{(c)}$. Note that the definition specifies the set of Huber means rather than a singular Huber mean, as there are instances where more than one minimizer of the expected Huber loss may exist.

While the Huber mean for $0 < c < \infty$ corresponds to the usual definition of Huber means, the Huber mean for $c = 0$ coincides with the geometric median [1, 27, 77]. For the choice of $c = \infty$, the Huber mean equals the Fréchet mean. We have extended the definition of Huber means to encompass the two extremes so as to facilitate a clear discussion on the properties of Huber means that are dependent on the choice of c . For example, it is demonstrated that the Huber means with varying $0 < c < \infty$ “continuously” connect the Fréchet mean and geometric median (see Appendix A.2 for the precise meaning), and that the breakdown point of Huber means for $c \in [0, \infty)$ is *at least* 0.5 (see Theorem 6).

We note that the Huber mean is defined for *any* metric space (M, d) , not limited to Riemannian manifolds. However, for a thorough discussion on the theoretical, statistical, and computational properties of the Huber mean, it is beneficial to focus our examination specifically on Huber means defined on Riemannian manifolds. In the subsequent subsection, we introduce a gradient descent algorithm for computing sample Huber means, utilizing the Riemannian logarithmic map. The theoretical and statistical properties of the Huber mean are thoroughly investigated in Section 3.

2.3. An algorithm for computing sample Huber means

In this subsection, we present a gradient descent algorithm for computing a sample Huber mean for the cases $c \in (0, \infty)$. For the special case where $c = 0$, the corresponding Huber mean is the (sample) geometric median on Riemannian manifolds, and can be computed either by the Weiszfeld algorithm of [27] or by the subgradient descent algorithm of [77]. For $c = \infty$, the corresponding Huber mean or, equivalently, the Fréchet mean can be computed by applying the gradient descent algorithm [2, 25, 74].

Let $c \in (0, \infty)$ be fixed. For a given set of data $(x_1, x_2, \dots, x_n) \in M^n$, the sample Huber mean minimizes the objective function F_n^c , where

$$\begin{aligned} F_n^c(m) &= \frac{1}{n} \sum_{i=1}^n \rho_c\{d(m, x_i)\} \\ &= \frac{1}{n} \sum_{i=1}^n [d^2(m, x_i) \cdot \mathbf{1}_{d(m, x_i) \leq c} + \{2c \cdot d(m, x_i) - c^2\} \cdot \mathbf{1}_{d(m, x_i) > c}], \end{aligned} \tag{1}$$

where “1.” stands for the indicator function. Thus the estimating equation is given by $\mathbf{grad}F_n^c(m) = \frac{1}{n} \sum_{i=1}^n \mathbf{grad}\rho_c\{d(m, x_i)\} = \mathbf{0} \in T_m M$, where \mathbf{grad} ($= \mathbf{grad}_m$) denotes the Riemannian gradient at $m \in M$. As detailed in [62], the gradients for the squared distance and the distance functions, necessary for this computation, are given by:

$$\begin{aligned} \mathbf{grad}d^2(m, x) &= -2\mathrm{Log}_m(x) \text{ for } m, x \in M, \text{ and} \\ \mathbf{grad}d(m, x) &= -\frac{\mathrm{Log}_m(x)}{\|\mathrm{Log}_m(x)\|} \text{ for } m \neq x, \end{aligned} \quad (2)$$

where $\mathrm{Log}_m(\cdot)$ is well-defined (at least locally) because M is a Riemannian manifold without boundary, and $\|\cdot\|$ denotes the induced (Riemannian) norm on the tangent space $T_m M$. (With an appropriate choice of the coordinate system on $T_m M$, $\|\cdot\|$ is equivalent to the Euclidean norm). Combining (1) and (2), the negative gradient of $F_n^c(\cdot)$ at $m \in M$ is

$$-\mathbf{grad}F_n^c(m) = \frac{2}{n} \sum_{i=1}^n \left[\mathrm{Log}_m(x_i) \cdot 1_{d(m, x_i) \leq c} + c \frac{\mathrm{Log}_m(x_i)}{\|\mathrm{Log}_m(x_i)\|} \cdot 1_{d(m, x_i) > c} \right] \in T_m M. \quad (3)$$

The Riemannian gradient descent algorithm for minimization of F_n^c is to begin with an initial candidate m_0 for the Huber mean, and to update the candidate along the direction of negative gradient [cf. 12]. Our procedure for computing Huber means is summarized in Algorithm 1. Since the gradient is a tangent vector, the exponential map is used to update the candidate.

For the case where the pseudo-Huber loss is used, the objective function $\tilde{F}_n^c(\cdot)$, evaluated at $m \in M$ is

$$\tilde{F}_n^c(m) = \frac{1}{n} \sum_{i=1}^n \tilde{\rho}_c\{d(x_i, m)\} = \frac{2c^2}{n} \sum_{i=1}^n (\sqrt{1 + d^2(x_i, m)/c^2} - 1),$$

and the negative gradient of $\tilde{F}_n^c(\cdot)$ evaluated at $m \in M$ is

$$-\mathbf{grad}\tilde{F}_n^c(m) = \frac{2c^2}{n} \sum_{i=1}^n \frac{\mathrm{Log}_m(x_i)}{\sqrt{1 + (\|\mathrm{Log}_m(x_i)\|/c)^2}} \in T_m M. \quad (4)$$

A pertinent question is whether the algorithm described in Algorithm 1 converges. The conditions for ensuring the convergence of Algorithm 1 include limiting the data diameter in terms of the sectional curvatures of M and carefully determining the step size α . In Section 3.3, we demonstrate that, under appropriate conditions, the iterate m_k in the algorithm converges linearly to the sample pseudo-Huber mean when the pseudo-Huber loss is employed. Although it has been technically difficult to verify the convergence of Algorithm 1 when the Huber loss is used, in all of our numerical experiments in Section 4, the algorithm has converged in few steps.

Algorithm 1 Computation for (psuedo) Huber mean for $c \in (0, \infty)$ on manifolds

Input: Data $(x_1, x_2, \dots, x_n) \in M^n$, an initial point m_0 , a step size $\alpha > 0$, a threshold > 0 .
while ($\Delta m \geq \text{threshold}$) **do**

$$\Delta m = \frac{2}{n} \sum_{i=1}^n [\text{Log}_{m_k}(x_i) \cdot 1_{d(m_k, x_i) \leq c} + c \frac{\text{Log}_{m_k}(x_i)}{\|\text{Log}_{m_k}(x_i)\|} \cdot 1_{d(m_k, x_i) > c}]$$
(or $\Delta m = \frac{2c^2}{n} \sum_{i=1}^n \text{Log}_{m_k}(x_i) / \sqrt{1 + (\|\text{Log}_{m_k}(x_i)\|/c)^2}$ if the pseudo-Huber loss is used.)
 $m_{k+1} = \text{Exp}_{m_k}(\alpha \Delta m)$
end while

3. Theoretical properties of Huber means

In this section, we scrutinize the mathematical, statistical, and computational properties of Huber means.

Almost all results are stated solely for Huber means using the Huber loss ρ_c , but the findings are valid when ρ_c is replaced by $\tilde{\rho}_c$. The only exceptions are Proposition 3 and Theorem 6 for which we clearly state which loss function is applicable. Proofs of all findings, technical details, and auxiliary lemmas are given in Appendix B.

3.1. Existence and uniqueness

The conditions for the uniqueness and existence of the Riemannian L_p center of mass, including the Fréchet mean and geometric median, are thoroughly provided in [1]; see also [38, 72] for Fréchet means. We adopt the arguments used in [1, 2] to extend these results to the Huber means for $c \in (0, \infty)$.

To ensure the existence of Huber means, we impose an integrability condition:

(A1) For some $m \in M$, $F^c(m) = \int \rho_c\{d(X, m)\}dP < \infty$.

It can be shown that, for any $c \in [0, \infty]$, Assumption (A1) is equivalent to the condition that $\int \rho_c\{d(X, m)\}dP < \infty$ for any $m \in M$. If P_X has a finite variance, i.e., $\int d^2(X, m)dP < \infty$ for an $m \in M$, then (A1) holds for any $c \in [0, \infty]$. If the pseudo-Huber mean is of interest, (A1) is interpreted as $\tilde{F}^c(m) = \int \tilde{\rho}_c\{d(X, m)\}dP < \infty$ for some $m \in M$.

We begin with establishing a type of *coercivity* property of the objective function F^c with respect to P_X .

Proposition 1. For a given $c \in [0, \infty]$, suppose that P_X satisfies Assumption (A1). There exists a compact set $K_c \subseteq M$ such that

$$\begin{aligned} \inf_{m \in K_c} F^c(m) &= \inf_{m \in M} F^c(m), \text{ and} \\ \text{if } K_c \subsetneq M, \quad \inf_{m \in K_c} F^c(m) &< \inf_{m \in M \setminus K_c} F^c(m). \end{aligned} \quad (5)$$

Therefore, $E^{(c)} \subset K_c$ and $E^{(c)}$ is compact.

The coercivity property of F^c states that any minimizer of F^c , i.e., any Huber mean, lies in a compact set. However, this does not guarantee that there exists a minimizer of F^c . In the next result, we show and use the fact that the objective function F^c is continuous for any choice of $c \in [0, \infty]$ to ensure that the Huber mean set is non-empty.

Theorem 1 (Existence of the population Huber means). *For a given $c \in [0, \infty]$, suppose that P_X satisfies Assumption (A1). Then, the population Huber mean exists (i.e., $E^{(c)} \neq \emptyset$).*

We remark that the statements in Proposition 1 and Theorem 1 are valid when Huber means are replaced by pseudo-Huber means (or $E^{(c)}$ by $\tilde{E}^{(c)}$); see the proof in Appendix for details.

For any data set with finite sample size n , the sample (pseudo) Huber mean exists. This is observed by substituting P_X in Theorem 1 with P_n .

Corollary 1 (Existence of the sample Huber means). *Let $c \in [0, \infty]$ and n be any positive integer. Given n observations $(x_1, x_2, \dots, x_n) \in M^n$, the sample Huber mean exists; that is, $E_n^{(c)}(x_1, x_2, \dots, x_n) \neq \emptyset$.*

It is well known that the geometric median, which minimizes the sum of absolute deviations, may not be unique in Euclidean spaces. Similarly, the Huber means for $c < \infty$ on Euclidean spaces are not necessarily unique. Additionally, the Fréchet mean may lack uniqueness for general manifolds with non-zero curvatures. These complexities raise an important question: Under what conditions can the uniqueness of the Huber mean be guaranteed?

To address this question, we would ideally hope for the convexity of the objective function F^c on M . Unfortunately, it is known that any non-constant continuous function on a closed manifold,¹ e.g., the unit sphere S^2 , cannot be convex [78]. Our strategy is to ensure that the Huber mean is located in a *strongly convex*² subset of M , and to show that F^c is strictly convex on the region. As previously done in [1, 45, 77], we impose a condition on the support of P_X to ensure both strong convexity of the domain and the strict convexity of F^c .

Recall that $\Delta (< \infty)$ stands for the least upper bound of the sectional curvatures of M , and $r_{\text{inj}}(M)$ for the injectivity radius of M . Throughout, we use the convention that $1/\sqrt{\Delta}$ is treated as ∞ in the case of $\Delta \leq 0$.

(A2) For the prespecified $c \in [0, \infty]$, there exists $p_0 \in M$ such that

$$\text{supp}(P_X) \subseteq B_{r_0}(p_0), \quad (6)$$

where $\text{supp}(P_X)$ denotes the support of P_X , and

$$r_0 = \begin{cases} \frac{1}{2} \min\{\frac{\pi}{2\sqrt{\Delta}}, r_{\text{inj}}(M)\}, & \text{if } 0 \leq c < \frac{\pi}{\sqrt{\Delta}}, \\ \frac{1}{2} \min\{\frac{\pi}{\sqrt{\Delta}}, r_{\text{inj}}(M)\}, & \text{if } \frac{\pi}{\sqrt{\Delta}} \leq c \leq \infty. \end{cases} \quad (7)$$

¹A manifold is said to be closed if it is compact and has no boundary.

²A set is said to be strongly convex if every point in the set is joined by a unique minimal (length-minimizing) geodesic that entirely lies in the set.

It is important to note that for the case where $r_0 = \infty$, the condition (A2) poses no restriction on the support of P_X . We also mention that if $c \geq \pi/\sqrt{\Delta}$ and (A2) is satisfied, then the corresponding Huber mean set $E^{(c)}$ is exactly the Fréchet mean set: $E^{(c)} = E^{(\infty)}$ for all $\pi/\sqrt{\Delta} \leq c \leq \infty$. For cases where $0 \leq c < \pi/\sqrt{\Delta}$, we require the radius r_0 to be less than or equal to $\pi/(4\sqrt{\Delta})$, rather than $\pi/(2\sqrt{\Delta})$, which was used in [1]. In these cases, the Huber loss function is still convex, but is not strictly convex (due to the presence of distance function $x \mapsto d(x, m)$ in the loss). The smaller upper bound $\pi/(4\sqrt{\Delta})$ of the radius r_0 is imposed to ensure strict convexity of the objective function F^c . When the pseudo-Huber loss function is used, r_0 in Assumption (A2) can be replaced by $r_0 = \frac{1}{2} \min\{\frac{\pi}{\sqrt{\Delta}}, r_{\text{inj}}(M)\}$, since the pseudo-Huber loss function $m \mapsto \tilde{\rho}_c\{d(x, m)\}$ is strictly convex on $B_{r_0}(p_0)$ for any $x \in B_{r_0}(p_0)$ and $c \in (0, \infty)$.

Theorem 2 (Uniqueness of population Huber means). *(a) For a prespecified constant $c \in [0, \infty]$, suppose that P_X satisfies Assumptions (A1) and (A2). Suppose further that either of the following holds:*

- (i) P_X does not degenerate to any single geodesic.
- (ii) P_X degenerates to a single geodesic γ_X , and for any $m_0 \in E^{(c)}$ it holds that $P(d(X, m_0) \leq c + \epsilon) > 0$ for all $\epsilon > 0$.

Then, the population Huber mean with respect to P_X is unique.

- (b) *For a prespecified constant $c \in (0, \infty)$, suppose that P_X satisfies that $\int_M \tilde{\rho}_c\{d(X, m)\}dP < \infty$ for some m , and that the support of P_X lies in an open ball of radius $r_0 = \frac{1}{2} \min\{\frac{\pi}{\sqrt{\Delta}}, r_{\text{inj}}(M)\}$ (which may be infinite). Under these conditions, the population pseudo-Huber mean with respect to P_X is unique.*

We emphasize that, for the case where r_0 is infinite, Theorem 2 essentially requires only the integrability of the loss function, while allowing unbounded support for the distribution. As a comparison, in [1, 77], the authors require a bounded support condition to ensure the uniqueness of the geometric median, even for manifolds with nonpositive curvatures. In this respect, we believe that Part (a) of Theorem 2 is a significant improvement over the bounded support condition for the case $c = 0$.

The theorem imposes no restrictions on the support of P_X for manifolds with nonpositive sectional curvatures, such as Euclidean space \mathbb{R}^k , the space of symmetric positive-definite matrices $\text{Sym}^+(k)$ endowed with log-Euclidean or affine-invariant Riemannian distances, and the hyperbolic space \mathbb{H}^k . For manifolds with positive sectional curvatures, the radius of the open ball $r_0 = \frac{1}{2} \min\{\frac{\pi}{2\sqrt{\Delta}}, r_{\text{inj}}(M)\}$ in Assumption (A2) for smaller $c \leq \pi/\sqrt{\Delta}$ coincides with the previous findings on the support condition for the case $c = 0$ [1, 77]. For the k -dimensional unit sphere S^k (with the usual metric, i.e., $\Delta = 1$), the Huber mean for $c \in [0, \pi)$ is unique if $\text{supp}(P_X)$ lies in an open ball of radius $\pi/4$; for $c \geq \pi$, the Huber mean coincides with the Fréchet mean, which is unique if the support lies in an open $(\pi/2)$ -ball. For smaller c , we do not believe that the radius r_0 in the support condition (A2) is the largest possible. Nevertheless,

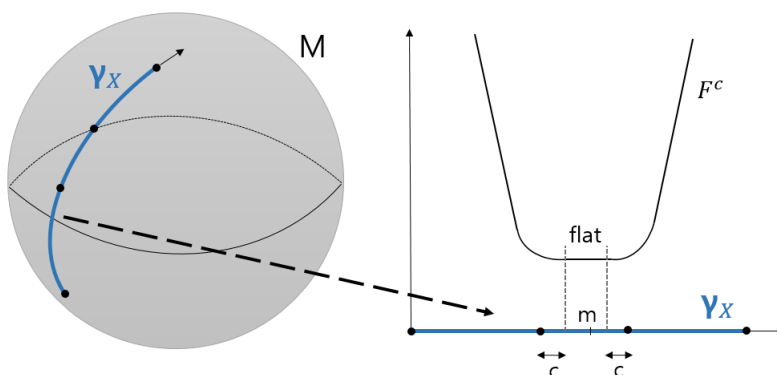


FIGURE 3. An example of non-unique Huber means for which the requirement (ii) of Theorem 2 is violated. (Left) P_X is equally distributed on four black dots on a geodesic γ_X . (Right) The graph of F^c parametrized by the arc length of γ_X . In this situation, there is a point $m \in E^{(c)} \subset \gamma_X$ near the center of γ_X such that $P(d(X, m) \leq c) = 0$. The minimum of F^c occurs at every point of a closed segment within γ_X .

there are nontrivial examples where the Huber mean is not unique when the condition (A2) is violated; see Appendix B.3 for examples. On the other hand, the uniqueness of pseudo-Huber means for any $c \in (0, \infty)$ is guaranteed for any distribution supported on an open hemisphere.

We now explain the somewhat unusual requirement (ii) of Part (a). This special case, where P_X degenerates to a single geodesic, corresponds to the typical situation of scalar-valued Huber means. For this scenario, the requirement of non-negligible density or mass near any $m_0 \in E^{(c)}$ is needed to prevent situations where Huber loss function F^c is *flat* at any Huber mean. An illustrative example of a situation where requirement (ii) is violated is given in Figure 3. In this example, there exists a closed geodesic segment such that every element in the segment is Huber mean. This occurs due to the presence of $d(x, m)$ in the loss function, whose sum or integral might be flat along the geodesic segment. Requirement (ii) is imposed to prevent such situations. We note that, for $c > 0$, the condition can be simplified to $P(d(X, m_0) \leq c) > 0$ for any $m_0 \in E^{(c)}$.

Given n deterministic observations, $(x_1, x_2, \dots, x_n) \in M^n$, by replacing P_X with P_n in Theorem 2, we obtain sufficient conditions for the uniqueness of sample Huber means as follows.

Corollary 2 (Uniqueness of sample Huber means). (a) Let $c \in [0, \infty]$ be pre-specified. Given n deterministic observations $(x_1, x_2, \dots, x_n) \in M^n$, suppose that the sample points x_1, x_2, \dots, x_n lie in an open ball of radius r_0 as specified in (7), and that either of the following holds:

- (i) The sample points are in general position (i.e., they do not lie on a single geodesic).
- (ii) The sample points lie in a single geodesic γ_X and the sample size n

is an odd number.

- (iii) The sample points lie in a single geodesic γ_X , $n = 2k$ for some $k \geq 1$, and for the order statistics $(x_{(1)}, x_{(2)}, \dots, x_{(n)})$ of (x_1, x_2, \dots, x_n) along the geodesic γ_X it holds that $d(x_{(k)}, x_{(k+1)}) \leq 2c$.

Then, the sample Huber mean is unique.

- (b) Let $c \in (0, \infty)$ be pre-specified. Suppose that the sample points x_1, x_2, \dots, x_n lie in an open ball of radius $r_0 = \frac{1}{2} \min\{\frac{\pi}{\sqrt{\Delta}}, r_{\text{inj}}(M)\}$. Then, the sample pseudo-Huber mean is unique.

3.2. Unbiasedness of sample Huber means

On Euclidean spaces ($M = \mathbb{R}^k$), the sample mean, i.e., the sample Fréchet mean, is an unbiased estimator of the population mean vector. For general manifolds, however, the sample Fréchet mean is not necessarily unbiased with respect to the population Fréchet mean, as reported in Section 3 of [55]. We say an estimator $\hat{\theta}_n$ (based on a random sample of size n) of $\theta \in M$ is unbiased if the population Fréchet mean of $\hat{\theta}_n$ equals θ . For the cases where M is a Hadamard manifold (a simply connected and complete manifold with nonpositive curvatures), it is shown that the sample Fréchet mean is asymptotically unbiased under certain regularity conditions [Corollary 4, 69]. To our knowledge, however, no work has addressed the conditions under which the finite-sample unbiasedness of Fréchet means is guaranteed. This obscurity raises a relevant question: Under what regularity conditions can the finite-sample unbiasedness of Huber means be ensured?

We address this question for the case where M is a *Riemannian symmetric space*. A smooth and connected Riemannian manifold is said to be a (globally) Riemannian symmetric space if, for each $\mu \in M$, there exists a unique isometry s_μ , called geodesic symmetry, that reflects the manifold through μ (so that $s_\mu(\mu) = \mu$ and s_μ reverses all geodesics through μ). Examples of Riemannian symmetric spaces include \mathbb{R}^k with $s_\mu(\mu + m) = \mu - m$, and $S^k \subset \mathbb{R}^{k+1}$ with $s_\mu(m) = (I_{k+1} - 2\mu\mu^T)m$ (see [30] for more examples).

An appropriate notion of symmetric distributions on M is now introduced.

Definition 3. The distribution P_X on a Riemannian symmetric space M is said to be geodesically symmetric with respect to $\mu \in M$ if the distribution of $s_\mu(X)$ is also P_X .

To exemplify a class of geodesically symmetric distributions on M , we suppose further that P_X is absolutely continuous with respect to the k -dimensional Hausdorff measure on M , denoted by V . Consider a general class of Mahalanobis distance-based density functions:

$$f_{\mu, \Sigma, \rho}(x) = C \exp[-\rho\{d_\Sigma(x, \mu)\}]. \quad (8)$$

Here, Σ is a positive-definite matrix, $d_\Sigma^2(x, \mu) = \text{Log}_\mu(x)^T \Sigma^{-1} \text{Log}_\mu(x) \geq 0$, and

$\rho : [0, \infty) \rightarrow [0, \infty]$ is a continuous function satisfying

$$C := \int_{B_{r_{\text{inj}}}(\mu)} \exp\{-\rho\{d_{\Sigma}(x, \mu)\}\} dV(x) < \infty,$$

where r_{inj} ($= r_{\text{inj}}(M)$) is the injectivity radius of M (which is expected to be infinite for the manifolds with nonpositive curvatures). Any distribution with the density (8) is geodesically symmetric with respect to μ , since $f_{\mu, \Sigma, \rho}(x) = f_{\mu, \Sigma, \rho}\{s_{\mu}(x)\}$ for any $x \in B_{r_{\text{inj}}}(\mu)$.

We present a set of regularity conditions for the finite-sample unbiasedness of Huber means.

(C1) The following are satisfied:

- (i) M is a Riemannian symmetric space.
- (ii) P_X has a finite variance, and does not degenerate to any single geodesic.
- (iii) For a given $\mu \in M$, P_X is geodesically symmetric with respect to μ , and satisfies the support condition $\text{supp}(P_X) \subseteq B_r(\mu)$, where $r = \frac{1}{2} \min\{\frac{\pi}{2\sqrt{\Delta}}, r_{\text{inj}}(M)\}$ (which may be infinite).

If Conditions (ii) and (iii) above hold, then the Huber means are guaranteed to be unique (*cf.* Section 3.1). The next result shows that, under the regularity conditions, the population Huber means are the same for any $c \in [0, \infty]$. By utilizing this, it is further shown that the sample Huber mean for any c is unbiased under the same conditions.

Proposition 2. *If the regularity conditions (C1) is satisfied, then for a given $c \in [0, \infty]$ the following hold:*

- (a) *The population Huber mean for c is unique and equals μ .*
- (b) *For every sample size $n \geq 1$, the sample Huber mean for c is an unbiased estimator of μ .*

3.3. Conditions for ensuring the convergence of estimating algorithm

To ensure the convergence of Algorithm 1, some recent results from the literature of optimizations on Riemannian manifolds [25, 74, 79] can be used. We do this for the case where the pseudo-Huber loss for $c \in (0, \infty)$ is used. The Lipschitz continuity of the gradient of the objective function \tilde{F}_n^c plays an important role in ensuring the convergence. We say the *gradient Lipschitz continuity* of \tilde{F}_n^c is satisfied on a strongly convex set $M_1 (\subset M)$ if the following condition holds for some constant $L < \infty$, for all $m_1, m_2 \in M_1$:

$$\|\text{grad}\tilde{F}_n^c(m_1) - \Gamma_{m_2 \rightarrow m_1}\{\text{grad}\tilde{F}_n^c(m_2)\}\| \leq L \cdot d(m_1, m_2), \quad (9)$$

where $\Gamma_{m_2 \rightarrow m_1}$ denotes the parallel transport from $T_{m_2}M$ to $T_{m_1}M$ along the length-minimizing geodesic from m_2 to m_1 . Since the pseudo-Huber loss is twice-continuously differentiable, the Riemannian Hessian operator of \tilde{F}_n^c at $p \in M$,

$\text{Hess}\tilde{F}_n^c(p)[\cdot] : T_p M \rightarrow T_p M, v \mapsto \text{Hess}\tilde{F}_n^c(p)[v]$ ($= \nabla_v \text{grad}\tilde{F}_n^c(p)$), is well-defined for any $p \in M$. Thus, the map $p \mapsto \|\text{Hess}\tilde{F}_n^c(p)\|_{\text{op}}$, where $\|\cdot\|_{\text{op}}$ denotes the operator norm, is continuous.

We suppose that the data points x_1, x_2, \dots, x_n are contained in an open ball of finite radius $r' \leq \frac{1}{2} \min\{\frac{\pi}{\sqrt{\Delta}}, r_{\text{inj}}(M)\}$, denoted by $B_{r'}(p_0)$ for some $p_0 \in M$. Then, for $L_c := \sup_{p \in \overline{B_{r'}(p_0)}} \|\text{Hess}\tilde{F}_n^c(p)\|_{\text{op}} = \max_{p \in \overline{B_{r'}(p_0)}} \|\text{Hess}\tilde{F}_n^c(p)\|_{\text{op}}$, we have $L_c < \infty$ as $\overline{B_{r'}(p_0)}$ is compact by an application of Hopf-Rinow theorem. Consequently, under the same assumption, the gradient Lipschitz continuity (9) on $B_{r'}(p_0)$ holds for $L = L_c$, to which we apply the result of [25], to obtain the following.

Proposition 3 (Convergence of Algorithm 1). *For a given $c \in (0, \infty)$, suppose that $\tilde{\rho}_c$ is used. Given n deterministic observations $(x_1, x_2, \dots, x_n) \in M^n$, suppose that (x_1, x_2, \dots, x_n) lies in $B_{r'}(p_0)$, and that for any iteration $k \geq 1$ of Algorithm 1, m_k lies in $B_{r'}(p_0)$ where r', p_0 are specified above. If $\alpha \in (0, 1/L_c]$, then $m_k \xrightarrow[k \rightarrow \infty]{} m_n^c$, and the convergence rate is linear.*

We remark that if the gradient Lipschitz continuity (9) is true for F_n^c , then the statement of Proposition 3 is true for the case where Huber loss is used. While we conjecture that (9) holds for F_n^c , it has been difficult to verify as F_n^c is not twice differentiable. Proposition 3 indicates that extra care is required to ensure the convergence of Algorithm 1. The proposition specifies that the step size α of Algorithm 1 should be chosen such that $\alpha \in (0, 1/L_c]$. Since evaluating L_c is generally challenging, we recommend using a smaller α for smaller values of c . Additionally, α should be sufficiently small to ensure that m_k remains within $B_{r'}(p_0)$ for each iteration k .

Note that Algorithm 1 employs a fixed step size α . For manifolds with lower-bounded sectional curvatures, utilizing a small, but fixed step size is sufficient in guaranteeing the convergence of the gradient descent algorithm. In cases where the manifold's sectional curvatures are not lower-bounded, one may modify Algorithm 1 by employing varying step sizes, specifically the Armijo step sizes as used in Algorithm 3.1 of [74]. With this modified algorithm, it follows that $m_k \xrightarrow[k \rightarrow \infty]{} m_n^c$ and a linear rate of convergence is achieved under some technical conditions [see Theorem 3.6, 74].

3.4. Strong consistency and asymptotic normality for Huber means

We explore important large-sample properties of sample Huber means on Riemannian manifolds in relation to their population counterparts. First, we demonstrate that the sample Huber mean set $E_n^{(c)}$ for $c \in [0, \infty]$ is *strongly consistent* with $E^{(c)}$. Given n random observations $X_1, X_2, \dots, X_n \stackrel{i.i.d.}{\sim} P_X$, the sample Huber mean set $E_n^{(c)} = E_n^{(c)}(X_1, X_2, \dots, X_n)$ is a random closed set.

Theorem 3 (Strong consistency). *For a given $c \in [0, \infty]$, if P_X satisfies As-*

sumption (A1), then with probability 1,

$$\lim_{n \rightarrow \infty} \sup_{m \in E_n^{(c)}} d(m, E^{(c)}) = 0,$$

where $d(m, E^{(c)}) := \inf_{p \in E^{(c)}} d(m, p)$.

The result of Theorem 3 is referred to as the strong consistency of $E_n^{(c)}$ in the sense of Bhattacharya–Patrangenaru [9, 10], as termed by Huckemann [36]. In fact, for $c \in (0, \infty]$, the result of Theorem 3 can be obtained by an application of Theorems A.3 and A.4 in [36]. Moreover, the strong consistency of the geometric median on Riemannian manifolds has been verified in Theorem 5 of [6]. For completeness, we provide our proof of Theorem 3 in Appendix B.6.1, which largely follows the arguments of [36], but is modified to include the case $c = 0$.

We note that the convergence in Theorem 3 may be called a convergence in *one-sided* Hausdorff distance between $E_n^{(c)}$ and $E^{(c)}$ but not in (two-sided) Hausdorff distance, which is defined as

$$\begin{aligned} d_H(E_n^{(c)}, E^{(c)}) &= \max\left\{ \sup_{m \in E_n^{(c)}} \inf_{p \in E^{(c)}} d(m, p), \sup_{p \in E^{(c)}} \inf_{m \in E_n^{(c)}} d(m, p) \right\} \\ &= \max\left\{ \sup_{m \in E_n^{(c)}} d(m, E^{(c)}), \sup_{p \in E^{(c)}} d(E_n^{(c)}, p) \right\}. \end{aligned} \quad (10)$$

See [70] for these terminologies. If the population Huber mean is unique, then $E_n^{(c)}$ converges to the Huber mean in the two-sided Hausdorff distance, as stated next.

Corollary 3. *For a given $c \in [0, \infty]$, suppose that P_X satisfies Assumption (A1), and that $E^{(c)} (= \{m_0^c\})$ is a singleton set. With probability 1,*

$$\lim_{n \rightarrow \infty} d_H(E_n^{(c)}, E^{(c)}) = 0.$$

Additionally, if $E_n^{(c)} (= \{m_n^c\})$ is singleton for any n with probability 1, then $m_n^c \xrightarrow[n \rightarrow \infty]{} m_0^c$ almost surely.

We next establish a central limit theorem for Huber means. We assume the following for a prespecified $c \in (0, \infty]$:

(A3) The population Huber mean for c with respect to P_X is unique, and so is the sample Huber mean with probability 1 for every sample size n .

Under the assumption (A3), we write the unique population and sample Huber means by m_0^c and m_n^c , respectively. If P_X is absolutely continuous with respect to the k -dimensional Hausdorff measure on M , and P_X further satisfies Assumptions (A1) and (A2), then Assumption (A3) is satisfied. It is noteworthy that Assumption (A3) does not impose any bounded support condition on P_X .

It is generally challenging to verify the asymptotic normality of an estimator on manifolds, due to their nonlinearity. To overcome the difficulty, a “linearization” of manifolds by utilizing local coordinate charts has been typically applied

in the related literature [9, 10, 37, 43]. Recall that m_0^c is the unique population Huber mean.

In a local coordinate chart $(\phi_{m_0^c}, U)$ centered at m_0^c (i.e., $\phi_{m_0^c}(m_0^c) = \mathbf{0} \in \mathbb{R}^k$), we define $\Sigma_c(\mathbf{x}) := \text{Var}[\text{grad}\rho_c\{d(X, \phi_{m_0^c}^{-1}(\mathbf{x}))\}]$ and $H_c(\mathbf{x}) = E[\mathbf{H}\rho_c\{d(X, \phi_{m_0^c}^{-1}(\mathbf{x}))\}]$ where grad and \mathbf{H} refer to the Euclidean gradient and the Euclidean Hessian, respectively. We write $\Sigma_c := \Sigma_c(\mathbf{0})$ and $H_c := H_c(\mathbf{0})$, and assume regularity conditions (A4), stated in Appendix B.1. There, we also provide an example under which the conditions are satisfied.

Since the sample Huber mean, like the mean and median, represents the central location of data on manifolds, its asymptotic normality qualifies to be termed a central limit theorem, as established below.

Theorem 4 (Central limit theorem). *For a given $c \in (0, \infty]$, suppose that P_X satisfies Assumptions (A1), (A3), and (A4). Then,*

- (a) $m_n^c \rightarrow m_0^c$ almost surely as $n \rightarrow \infty$, and
- (b) $\sqrt{n}\phi_{m_0^c}(m_n^c) \rightarrow N_k(\mathbf{0}, H_c^{-1}\Sigma_c H_c^{-1})$ in distribution as $n \rightarrow \infty$.

The sample pseudo-Huber mean is also consistent with the population pseudo-Huber mean, and its limiting distribution is also Gaussian. In the next subsections, we discuss an estimation strategy for the limiting covariance matrix $H_c^{-1}\Sigma_c^{-1}H_c^{-1}$ that appeared in the asymptotic normal distribution for the sample Huber mean, and use it in a one-sample location test procedure based on Huber means.

3.5. An estimation for limiting covariance matrix of the sample Huber mean

The limiting covariance matrix $H_c^{-1}\Sigma_c H_c^{-1}$ in the central limit theorem (Theorem 4) plays important roles in designing hypothesis testing procedures and constructing confidence regions (cf. Sections 3.6 and 4.3), as well as in comparing the efficiencies of estimators (Section 3.7). However, estimating the limiting covariance matrix for manifold-valued estimators has not been an easy task for two main reasons. First, the form of the Hessian matrix H_c , or the Hessian of the loss function, depends not only on the loss function but also on which manifold M the estimator is defined. Therefore, explicitly writing out for H_c , even for the case $c = \infty$ (i.e., for the Fréchet mean) is complicated, and has been done only for manifolds with simple structures [62]. Second, the covariance matrix of the (Huber) mean $\phi_{m_0^c}(m_n^c)$ is not simply a scaled covariance matrix of a single random variable $\phi_{m_0^c}(X_1)$. This is true if the Hessian matrix is proportional to identity. For example, in the case of Fréchet mean on the Euclidean space $M = \mathbb{R}^k$, we have $H_\infty = 2I_k$ and $\text{Var}(\bar{X}_n) = \frac{1}{n}\text{Var}(X_1)$. However, one cannot expect such a relation (that is, $\text{Var}\{\phi_{m_0^\infty}(m_n^\infty)\} = C \cdot \text{Var}\{\phi_{m_0^\infty}(X_1)\}$ for a constant $C > 0$) to hold for general manifolds.

In this subsection, we propose a novel moment-based estimation procedure for Σ_c and H_c for any $c \in (0, \infty]$. To the best of our knowledge, our approach for estimating the Hessian matrix H_c for both Huber means and Fréchet means,

has never been considered in the literature. For the case of $c = \infty$, our moment-based estimator of Σ_c has been used in some previous works [23, 33, 43], but it has been misused as an estimator for $H_\infty^{-1}\Sigma_\infty H_\infty^{-1}$.

Let $c \in (0, \infty]$ be prespecified. For notational simplicity, we use m for the population location parameter $m := m_0^\circ$. Furthermore, we use the Riemannian logarithmic map to define the normal coordinate chart of M centered at m , i.e., $\phi_m = \text{Log}_m$, and assume further that, for an open neighborhood U of m , $\phi_m(U) \subset \mathbb{R}^k$. Finally, suppose that P_X is absolutely continuous with respect to the k -dimensional Hausdorff measure on M .

Estimation for Σ_c . Recall that $\Sigma_c = \text{Var}[\text{grad}\rho_c\{d(X, \text{Exp}_m(\mathbf{0}))\}]$. Since $m = m_0^\circ$ is the minimizer of the expected loss function, it holds that

$$E[\text{grad}\rho_c\{d(X, \text{Exp}_m(\mathbf{0}))\}] = \mathbf{0},$$

and

$$\Sigma_c = E[\text{grad}\rho_c\{d(X, \text{Exp}_m(\mathbf{0}))\}] \cdot [\text{grad}\rho_c\{d(X, \text{Exp}_m(\mathbf{0}))\}]^T.$$

With $\text{grad}\rho_c\{d(x, \text{Exp}_m(\mathbf{0}))\} = 2 \frac{\|\text{Log}_m(x)\| \wedge c}{\|\text{Log}_m(x)\|} \text{Log}_m(x)$ for any $x \in U$, Σ_c is naturally estimated by a moment estimator

$$\hat{\Sigma}_c := \frac{4}{n} \sum_{i=1}^n \left(\frac{\|\text{Log}_m(X_i)\| \wedge c}{\|\text{Log}_m(X_i)\|} \right)^2 \text{Log}_m(X_i) \text{Log}_m(X_i)^T. \quad (11)$$

The multiplicative factor 4 that appears in (11) is an artifact of using the form of squared distances in ρ_c , rather than using half of the squared distance.

Estimation for H_c . We propose a novel estimation procedure for the Hessian matrix H_c . Recall that $H_c := H_c(0)$ and $H_c(\mathbf{x}) = E[\mathbf{H}\rho_c\{d(X, \text{Exp}_m(\mathbf{x}))\}]$.

Directly evaluating the Hessian matrix $\mathbf{H}\rho_c\{d(x, \text{Exp}_m(\mathbf{x}))\}$ for a given $x \in M$ is quite challenging, especially because the Huber loss function involves both the distance and squared distance functions. Even the seemingly simple task of deriving the Hessian matrix of the squared distance function is complicated, as demonstrated by [62] for spheres and hyperbolic spaces. Instead of directly evaluating the Hessian matrix of the Huber loss function, we propose to evaluate a finite set of second-directional derivatives of the Huber loss function, from which the corresponding Hessian matrix can be identified. In other words, our strategy is to obtain an estimator of H_c from the numerical value of the quadratic form $\mathbf{v}^T H_c \mathbf{v}$ for a set of tangent vectors \mathbf{v} in $T_m(M)$. The tactic can be explained in a metaphor: If we know the cross-section of an object in each direction, we may infer the overall shape of the object.

Specifically, our estimation procedure for H_c consists of two steps. Write \mathbf{e}_i for the i th coordinate unit vector in \mathbb{R}^k , and let $\mathcal{V} = \{\mathbf{e}_1, \mathbf{e}_2, \dots, \mathbf{e}_k\} \cup \{(\mathbf{e}_i + \mathbf{e}_j)/\sqrt{2} : 1 \leq i < j \leq k\}$.

- Step 1. For the given set \mathcal{V} of direction vectors, compute an estimator $\hat{a}_{\mathbf{v}}$ of $a_{\mathbf{v}} := \mathbf{v}^T H_c \mathbf{v}$ for each $\mathbf{v} \in \mathcal{V}$.
- Step 2. Using $\{(\hat{a}_{\mathbf{v}}, \mathbf{v}) : \mathbf{v} \in \mathcal{V}\}$, solve the system of equations $\hat{a}_{\mathbf{v}} = \mathbf{v}^T \hat{H}_c \mathbf{v}$, $\mathbf{v} \in \mathcal{V}$, to obtain \hat{H}_c .

We now elaborate detailed procedures for each step.

Step 1. For notational simplicity, the loss function for a given data point $x \in M$ is denoted by $g_x : \mathbb{R}^k \rightarrow \mathbb{R}$, so that $g_x(\mathbf{x}) = \rho_c\{d(x, \text{Exp}_m(\mathbf{x}))\}$. Let $\mathbf{v} \in T_m(M) \cong \mathbb{R}^k$ be a direction vector, satisfying $\|\mathbf{v}\| = 1$. The second-directional derivative of g_x along \mathbf{v} at \mathbf{x} is $\partial_{\mathbf{v}\mathbf{v}}^2 g_x(\mathbf{x}) = \mathbf{v}^T \mathbf{H}g_x(\mathbf{x}) \mathbf{v}$. Let $\gamma_{\mathbf{v}}$ be the unit speed geodesic on M , passing through m with the initial velocity vector \mathbf{v} , which is parameterized by t in some interval including zero, i.e., $\gamma_{\mathbf{v}}(t) = \text{Exp}_m(t\mathbf{v})$. Then,

$$\mathbf{v}^T \mathbf{H}g_x(\mathbf{0}) \mathbf{v} = \partial_{\mathbf{v}\mathbf{v}}^2 |_{t=0} g_x(\mathbf{0}) = \frac{\partial^2}{\partial t^2} |_{t=0} \rho_c\{d(x, \gamma_{\mathbf{v}}(t))\}.$$

We define $\text{sn}_{\Delta}(s) = \frac{1}{\sqrt{\Delta}} \sin(s\sqrt{\Delta})$ for $\Delta > 0$, s for $\Delta = 0$, and $\frac{1}{\sqrt{|\Delta|}} \sinh(s\sqrt{|\Delta|})$ for $\Delta < 0$. From equation (2.8) of [1] and by an application of the chain rule for differentiation, we obtain, for (x, m) such that $d(x, m) \notin \{0, c\}$,

$$\begin{aligned} \frac{\partial^2}{\partial t^2} |_{t=0} \rho_c\{d(x, \gamma_{\mathbf{v}}(t))\} &= 2 \left[\cos^2(\alpha) + d(x, m) \frac{\text{sn}'_{\Delta}(d(x, m))}{\text{sn}_{\Delta}(d(x, m))} \sin^2(\alpha) \right] 1_{d(x, m) \leq c} \\ &\quad + 2c \left[\frac{\text{sn}'_{\Delta}(d(x, m))}{\text{sn}_{\Delta}(d(x, m))} \sin^2(\alpha) \right] 1_{d(x, m) > c}, \end{aligned}$$

where $\alpha = \alpha(x, m, \mathbf{v})$ is the angle formed by the shortest geodesic from x to m , and $\gamma_{\mathbf{v}}$. The cosine and sine of α can be expressed using $\mathbf{y} = \text{Log}_m(x) \in \mathbb{R}^k$ as follows:

$$\cos(\alpha) = \frac{\mathbf{y}^T \mathbf{v}}{\|\mathbf{y}\|} = \frac{\mathbf{y}^T \mathbf{v}}{d(x, m)}, \quad \sin^2(\alpha) = 1 - \cos^2(\alpha) = 1 - \frac{(\mathbf{y}^T \mathbf{v})^2}{d^2(x, m)}.$$

Summarizing the arguments so far, for $m \in M$, a tangent vector $\mathbf{v} \in T_m(M)$, and $x \in M$ such that $d(x, m) \notin \{0, c\}$, we have, with $\mathbf{y} = \text{Log}_m(x)$,

$$\mathbf{v}^T \mathbf{H}g_x(\mathbf{0}) \mathbf{v} = 2 \frac{(\mathbf{y}^T \mathbf{v})^2}{\|\mathbf{y}\|^2} 1_{\|\mathbf{y}\| \leq c} + 2(\|\mathbf{y}\| \wedge c) \frac{\text{sn}'_{\Delta}(\|\mathbf{y}\|)}{\text{sn}_{\Delta}(\|\mathbf{y}\|)} \left\{ 1 - \frac{(\mathbf{y}^T \mathbf{v})^2}{\|\mathbf{y}\|^2} \right\}. \quad (12)$$

For a sample $X_1, X_2, \dots, X_n \in M$, we define

$$\hat{a}_{\mathbf{v}} = \frac{1}{n} \sum_{i=1}^n \mathbf{v}^T \mathbf{H}g_{X_i}(\mathbf{0}) \mathbf{v}, \quad (13)$$

where $\mathbf{v}^T \mathbf{H}g_{X_i}(\mathbf{0}) \mathbf{v}$ is given by Equation (12) with x replaced by X_i . If $d(m, X_i) = 0$ or c for some $i = 1, 2, \dots, n$, then the corresponding observation is excluded from the definition (13).

Step 2. The set of "basis" vectors $\mathcal{V} = \{\mathbf{e}_1, \mathbf{e}_2, \dots, \mathbf{e}_k\} \cup \{(\mathbf{e}_i + \mathbf{e}_j)/\sqrt{2} : 1 \leq i < j \leq k\}$ are chosen so that $\{\mathbf{v}\mathbf{v}^T : \mathbf{v} \in \mathcal{V}\}$ forms the basis of the vector space $\text{Sym}(k)$ consisting of symmetric $k \times k$ real matrices. Define a vectorization operator $\text{vecd} : \text{Sym}(k) \rightarrow \mathbb{R}^{(k+1)k/2}$ by

$$\begin{aligned} \text{vecd}(H) &= (h_{11}, h_{22}, h_{12})^T \text{ for } k = 2, \\ \text{vecd}(H) &= (h_{11}, h_{22}, h_{33}, h_{12}, h_{13}, h_{23})^T \text{ for } k = 3, \\ \text{vecd}(H) &= (h_{11}, h_{22}, \dots, h_{kk}, h_{12}, \dots, h_{1k}, h_{23}, \dots, h_{2k}, \dots, h_{k-1, k})^T, \end{aligned} \quad (14)$$

for a $k \times k$ symmetric matrix H whose (i, j) th element is $h_{ij} = h_{ji}$. Any "vecd(H)" is an ordered list of $(k+1)k/2$ scalars. We index the elements of the tuple vecd(H) by the subscript (i, j) of h_{ij} .

The equations obtained from Step 1 are

$$\hat{\mathbf{a}}_{\mathbf{v}} = \mathbf{v}^T H \mathbf{v} = \text{trace}(H \mathbf{v} \mathbf{v}^T) = \text{vecd}(H)^T \text{vecd}(\mathbf{v} \mathbf{v}^T),$$

for each $\mathbf{v} \in \mathcal{V}$, where the symmetric matrix H is the estimator we wish to obtain. There are exactly $(k+1)k/2$ elements in \mathcal{V} , and we choose to index the elements of \mathcal{V} by the index set $\{(i, j) : 1 \leq i \leq j \leq k\}$ used for indexing the elements of the tuple vecd(H). That is, $\mathbf{v}^{(i,i)} = \mathbf{e}_i$ for $i = 1, 2, \dots, k$ and $\mathbf{v}^{(i,j)} = (\mathbf{e}_i + \mathbf{e}_j)/\sqrt{2}$ for $1 \leq i < j \leq k$. Then, the system of equations we wish to solve can be written as

$$\hat{\mathbf{a}} = \mathbf{V} \text{vecd}(H), \quad (15)$$

where $\hat{\mathbf{a}} = (\hat{a}_{\mathbf{v}^{(1,1)}}, \dots, \hat{a}_{\mathbf{v}^{(k-1,k)}})^T$ and \mathbf{V} is the $\frac{(k+1)k}{2} \times \frac{(k+1)k}{2}$ matrix, whose rows are given by $\text{vecd}(\mathbf{v}^{(i,j)}(\mathbf{v}^{(i,j)})^T)$'s. By construction, the matrix \mathbf{V} is invertible, and the solution of the equation system is

$$\hat{H}_c = \text{vecd}^{-1}(\mathbf{V}^{-1} \hat{\mathbf{a}}). \quad (16)$$

Estimation for $H_c^{-1} \Sigma_c H_c^{-1}$. Our estimator for the limiting covariance matrix $H_c^{-1} \Sigma_c H_c^{-1}$ is given by

$$\hat{H}_c^{-1} \hat{\Sigma}_c \hat{H}_c^{-1}, \quad (17)$$

where $\hat{\Sigma}_c$ and \hat{H}_c^{-1} are defined in Equations (11) and (16), respectively.

Theorem 5. *Let $c \in (0, \infty]$ be prespecified and assume that P_X satisfies Assumptions (A1)–(A4) for the normal coordinate chart $\phi_{m_0^c} = \text{Log}_{m_0^c}$ centered at m_0^c . Suppose further that P_X is absolutely continuous with respect to the k -dimensional Hausdorff measure on M and the support of P_X lies in $B_{r_{\text{ex}}}(m_0^c)$. Then, $\hat{\Sigma}_c$, \hat{H}_c and $\hat{H}_c^{-1} \hat{\Sigma}_c \hat{H}_c^{-1}$ are consistent estimators of Σ_c , H_c and $H_c^{-1} \Sigma_c H_c^{-1}$, respectively, as $n \rightarrow \infty$.*

3.6. An application to hypothesis testing

The asymptotic normality of sample Huber means on the tangent space at the true Huber mean, established in Theorem 4, and the consistent limiting covariance estimator derived in (17), enable us to devise a one-sample location test procedure. For simplicity, we assume that the population Huber means are the same for all $c \in (0, \infty]$ (cf. Section 3.2).

We denote by m_0 the population Huber mean. Consider the following hypotheses: For a given $\tilde{m}_0 \in M$,

$$\mathbf{H}_0 : m_0 = \tilde{m}_0 \quad \text{vs} \quad \mathbf{H}_1 : m_0 \neq \tilde{m}_0.$$

To test the hypotheses, we propose to use a (Hotelling-like) test statistics

$$T_n = n \text{Log}_{\tilde{m}_0}(m_n^c)^T \hat{A}_c^{-1} \text{Log}_{\tilde{m}_0}(m_n^c), \quad (18)$$

where m_n^c is the sample Huber mean, and $\hat{A}_c := \hat{H}_c^{-1} \hat{\Sigma}_c \hat{H}_c^{-1}$ (17). At the significance level $\alpha \in (0, 1)$, the test rejects the null hypothesis if $T_n \geq \chi_{k,\alpha}^2$ where $\chi_{k,\alpha}^2$ stands for the upper α quantile of χ_k^2 .

Since \hat{A}_c is a consistent estimator of $A_c = H_c^{-1} \Sigma_c H_c^{-1}$, i.e., $\hat{A}_c = A_c + o_P(1)$ as $n \rightarrow \infty$ due to Theorem 5, an application of Theorems 4 and 5 verifies that the type I error of the proposed test is controlled for large sample sizes.

Corollary 4. *For a given $c \in (0, \infty]$, suppose that the conditions of Theorem 5 are all satisfied with $m_0^c = \tilde{m}_0$. Then, given any $\alpha \in (0, 1)$, $\lim_{n \rightarrow \infty} P(T_n \geq \chi_{k,\alpha}^2 \mid \mathbf{H}_0) = \alpha$, i.e., the type I error rate of the proposed test converges to α as $n \rightarrow \infty$.*

To inspect the asymptotic power of the proposed test, we consider a sequence of contiguous alternative hypotheses:

$$\mathbf{H}_0 : m_0 = \tilde{m}_0 \quad \text{vs} \quad \mathbf{H}_{1(n)} : m_0 = \tilde{m}_n, \quad (19)$$

where \tilde{m}_n satisfies $d(\tilde{m}_0, \tilde{m}_n) = O(n^{-\beta})$ as $n \rightarrow \infty$ for a constant $0 < \beta < 1/2$. Our next result, a corollary of Theorems 4 and 5, states that the proposed level α test possesses an asymptotic power of 1 even under the contiguous alternatives (19) shrinking towards \mathbf{H}_0 at a rate $d(\tilde{m}_0, \tilde{m}_n) = O(n^{-\beta})$ as $n \rightarrow \infty$.

Corollary 5. *For a given $c \in (0, \infty]$, suppose that the conditions of Theorem 5 are all satisfied with $m_0^c = \tilde{m}_n$ for each n . Then, it holds that $\lim_{n \rightarrow \infty} P(T_n \geq \chi_{k,\alpha}^2 \mid \mathbf{H}_{1(n)}) = 1$ for any $\alpha \in (0, 1)$.*

3.7. Relative efficiency and choice of the robustification parameter

The problem for choosing the robustification parameter c of the Huber loss has been extensively studied in regression settings [cf. 24, 32, 41, 47, 52, 73, 75, 76, 80, 81]. In these approaches, several criteria have been used to choose the parameter c . These criteria are derived from asymptotic theory [32, 80], finite-sample theory [73, 75, 81], and data-dependent methods [41, 73, 76]. Surprisingly, to our knowledge, no work has addressed the selection of c for Huber means on general metric spaces, including the usual multivariate Euclidean space \mathbb{R}^k for $k \geq 2$. In this subsection, we discuss a strategy for choosing the value of c based on the asymptotic results in Section 3.4. Specifically, we propose selecting c such that the asymptotic relative efficiency (suitably defined for manifold-valued estimators) of the Huber mean m_n^c , relative to the Fréchet mean, is at least 95%. It will be verified that c can be tuned so that the Huber mean is highly efficient even under Gaussian-type distributions on manifolds.

To evaluate the performance of M -valued estimators, the notion of efficiency is adopted. For n observations $X_1, X_2, \dots, X_n \stackrel{i.i.d.}{\sim} P_X$ on M , suppose that $m_n = m_n(X_1, X_2, \dots, X_n)$ and $m'_n = m'_n(X_1, X_2, \dots, X_n)$ are unbiased estimators of the parameter $\mu = \mu(P_X) \in M$. For a local coordinate chart ϕ defined on an open set $U \subset M$ containing both m'_n and m_n , the *relative efficiency* (RE) of m_n

relative to m'_n is defined as

$$\text{RE}_\phi(m_n, m'_n) := \frac{\text{tr}\{\text{Var}(\phi(m'_n))\}}{\text{tr}\{\text{Var}(\phi(m_n))\}}, \quad (20)$$

where $\text{tr}(A)$ denotes the trace of the matrix A . We say that m_n is more efficient than m'_n if $\text{RE}_\phi(m_n, m'_n) > 1$. Since the covariance matrix $\text{Var}(\phi(m_n))$ for a manifold-valued estimator m_n is in general challenging to grasp, the *asymptotic relative efficiency* (ARE) can be used to compare the performances of m_n and m'_n in a large-sample setting. The ARE of m_n relative to m'_n is the limit of $\text{RE}_\phi(m_n, m'_n)$ as the sample size n increases. That is, $\text{ARE}_\phi(m_n, m'_n) := \lim_{n \rightarrow \infty} \text{RE}_\phi(m_n, m'_n)$.

Assume that for a location parameter $\mu = \mu(P_X) \in M$, the population Huber means are μ for any $c \in (0, \infty]$; that is, $\mu = m_0^c$ ($=: m_0$). Denote ϕ by a coordinate chart of M centered at m_0 . For two robustification parameters $c_1, c_2 \in (0, \infty]$, suppose that m_n^c for $c = c_1$ and c_2 are unbiased estimators of the parameter μ (see Section 3.2 for regularity conditions guaranteeing the unbiasedness of m_n^c). In addition, we assume that a technical condition holds to utilize the result of Theorem 4. Under this condition, we compare Huber means for c_1 and c_2 by the ARE:

$$\text{ARE}_\phi(m_n^{c_1}, m_n^{c_2}) = \lim_{n \rightarrow \infty} \frac{\text{tr}\{\text{Var}(\phi(m_n^{c_2}))\}}{\text{tr}\{\text{Var}(\phi(m_n^{c_1}))\}} = \frac{\text{tr}(H_{c_2}^{-1} \Sigma_{c_2} H_{c_2}^{-1})}{\text{tr}(H_{c_1}^{-1} \Sigma_{c_1} H_{c_1}^{-1})}, \quad (21)$$

where the matrices H_c and Σ_c are given in Theorem 4, and the last equality is satisfied since the technical condition holds (see Appendix B.9.1 for the condition and the proof of Equation (21)). We say that $m_n^{c_1}$ is asymptotically more efficient than $m_n^{c_2}$ if $\text{ARE}_\phi(m_n^{c_1}, m_n^{c_2}) > 1$.

It is well-known that under the Gaussian assumption for the case $M = \mathbb{R}$, the sample mean, m_n^∞ is most efficient, compared to Huber means m_n^c ($c < \infty$). As there is no free lunch, to be resistant to unpredicted outliers (*cf.* Section 3.8), the cost of efficiency, under Gaussian distributions, should be paid off [35]. For general manifolds, the Gaussian assumption may be replaced by a Gaussian-type distribution on M , defined below. The isotropic Gaussian-type distribution on M with location parameter $\mu \in M$ and scale parameter $\sigma > 0$ has the density function

$$f_{\mu, \sigma}^G(x) = C \exp\{-d^2(x, \mu)/2\sigma^2\} \quad \text{for any } x \in M, \quad (22)$$

where C is a normalizing constant. We propose to select the parameter c of the Huber loss function as the smallest c such that the asymptotic efficiency of m_n^c is at least 95% when compared to the Fréchet mean under the isotropic Gaussian-type distribution on M .

The proposition below supports that such an attempt is worthwhile.

Proposition 4. *Suppose that P_X satisfies Assumptions (A1), (A3), and (A4) for all $c \in (0, \infty]$, and (21) always holds. Then, there is a constant $c_0 \in (0, \infty)$ satisfying $\text{ARE}_\phi(m_n^{c_0}, m_n^\infty) \geq 0.95$.*

Proposition 4 states that, for *any* underlying distribution, the robustification parameter c can be tuned so that the sample Huber mean is at least 95% efficient relative to the Fréchet mean. We define $\hat{c} = \inf\{c \in (0, \infty) : \text{ARE}_{\phi}(m_n^c, m_n^{\infty}) \geq 0.95\}$, in which the ARE is computed under the Gaussian-type distribution. Note that $\rho_c\{d(m_1, m_2)\} = \sigma^2 \cdot \rho_{c/\sigma}\{d(m_1, m_2)/\sigma\}$ for any $m_1, m_2 \in M$, $c \in (0, \infty)$, and the scale parameter $\sigma > 0$ of the Gaussian-type distribution. With this in mind, since Huber means are minimizers of the expected Huber loss, it is reasonable to further parameterize c to be $c = \kappa\sigma$ with $\kappa \geq 0$.

Below, we provide examples on the choice of c , for two special cases of one-dimensional manifolds, the real line and the unit circle.³ For the case $M = \mathbb{R}$, $c = 1.345\sigma$ has been the traditional choice for c , ensuring the ARE of 95% against the sample mean [32]. In Example 1, we confirm that utilizing our expression for the ARE (21), obtained from the asymptotic results in Theorem 4, also provides the same figure.

Example 1. Let $M = \mathbb{R}$, $\mu = 0$, and the reference measure be the Lebesgue measure in \mathbb{R} . A local coordinate chart (ϕ_{μ}, U) near μ with $U = (-\infty, \infty)$ and $\phi_{\mu} : x \mapsto x$. For $\sigma > 0$, if $X \sim N(0, \sigma^2)$, then it follows that $\Sigma_c = 4[E\{X^2 \cdot 1_{|X| \leq c}\} + c^2 P(|X| > c)]$, $\Sigma_{\infty} = 4\text{Var}(X) = 4\sigma^2$, $H_c = 2P(|X| \leq c)$, and $H_{\infty} = 2$. From (21), we have

$$\text{ARE}_{\phi_{\mu}}(m_n^c, m_n^{\infty}) = \frac{\sigma^2 \{P(|X| \leq c)\}^2}{E\{X^2 \cdot 1_{|X| \leq c}\} + c^2 P(|X| > c)} = \frac{\{P(|Z| \leq \kappa)\}^2}{E\{Z^2 \cdot 1_{|Z| \leq \kappa}\} + \kappa^2 P(|Z| > \kappa)},$$

where $Z \sim N(0, 1)$ and $\kappa = c/\sigma$. As shown in the top left panel of Figure 4, $\text{ARE}_{\phi_{\mu}}(m_n^c, m_n^{\infty})$ is an increasing function of c , and we have confirmed that the Huber mean for $c = 1.345\sigma$ possesses 95% ARE when compared to the sample mean, i.e. $\text{ARE}_{\phi_{\mu}}(m_n^{1.345\sigma}, m_n^{\infty}) = 0.95$.

The next example examines the choice of c for the case $M = S^1$. Note that the unit circle S^1 is a bounded manifold that has many statistical applications in computational biology and geostatistics, such as protein folding angles and wind directions [e.g., 26, 33, 38, 39, 50, 54]. For bounded manifolds such as S^1 , the Gaussian-type distribution Equation (22) has different shapes for different scale parameters. For instance, when parameterized by the signed angle and for small σ , the curve $\theta \rightarrow f_{\mu, \sigma}^G(\theta)$ closely resembles the density function of normal distributions. On the other hand, for large σ , the distribution is close to the uniform distribution on S^1 . Thus, the meaning of the scale parameter σ for Gaussian-type distribution on S^1 does not correspond to the standard deviation of the distribution. Nevertheless, we parameterize $c = \kappa\sigma$, and evaluate the value of κ that provides 95% ARE of the Huber mean, for several choices of σ in Equation (22). This choice of κ depends on σ , and we write the chosen value by κ_{σ} .

Example 2. We parameterize the unit circle $S^1 = \{(x, y) \in \mathbb{R}^2 : x^2 + y^2 = 1\}$ by $\theta \in [-\pi, \pi)$. For a scale parameter $\sigma > 0$, consider the Gaussian-type

³Any connected one-dimensional manifold is homeomorphic to \mathbb{R} or S^1 .

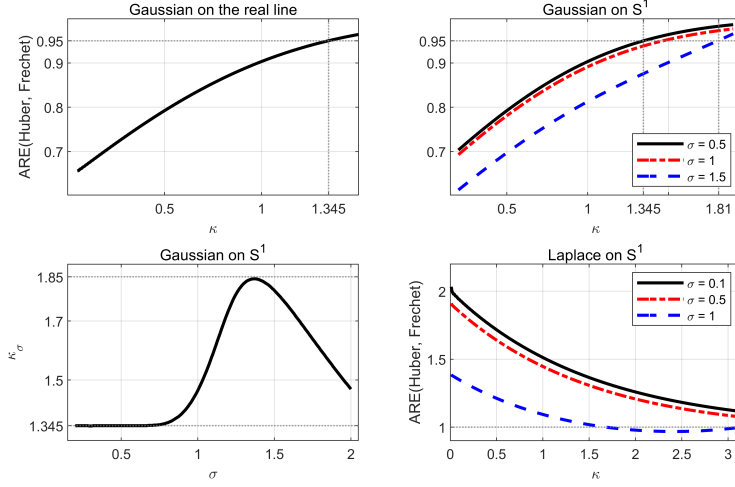


FIGURE 4. (Top left) The ARE of the Huber mean over the Fréchet mean for varying $\kappa = c/\sigma$, under the Gaussian distribution on the real line. (Top right) The ARE versus κ under the Gaussian-type distribution on S^1 . (Bottom left) The "optimal" κ_σ versus σ under the Gaussian-type distribution on S^1 . (Bottom right) The ARE versus κ under the Laplace-type distribution on S^1 .

distribution $f_{\mu,\sigma}^G$, where the location parameter is set to be $\mu = (1, 0) \in S^1$ (or equivalently by $\theta_\mu = 0$). For the open set $U = \{(\cos(\theta), \sin(\theta)) : -\pi < \theta < \pi\} \subset S^1$ containing μ , we choose to use the coordinate chart $\phi_\mu : U \rightarrow (-\pi, \pi)$, defined by $\phi_\mu((x, y)) = \text{atan2}(y, x)$. For $X \sim f_{\mu,\sigma}^G$, we have

$$\begin{aligned}
 \Sigma_c &= 4[E\{d^2(X, \mu) \cdot 1_{d(X, \mu) \leq c}\} + c^2 P(d(X, \mu) > c)] \\
 &= 4\sigma^2 \{E(Z_\sigma^2 \cdot 1_{|Z_\sigma| \leq \kappa}) + \kappa^2 P(|Z_\sigma| > \kappa)\}, \\
 H_c &= 2P(d(X, \mu) < c) = 2P(|Z_\sigma| < \kappa), \\
 \Sigma_\infty &= 4\sigma^2 \text{Var}(Z_\sigma) \text{ and } H_\infty = 2,
 \end{aligned} \tag{23}$$

where Z_σ follows the standard normal distribution, truncated to lie on $(-\pi/\sigma, \pi/\sigma)$. Numerically evaluating the above, and by (21), we have evaluated $\text{ARE}_{\phi_\mu}(m_n^{\kappa\sigma}, m_n^\infty)$ over a fine grid for κ and several choices of $\sigma > 0$. In Figure 4 (top right panel), for each choice of $\sigma = 0.5, 1, 1.5$, the ARE as a function of κ is plotted. For the smaller scale parameter $\sigma = 0.5$, choosing $\kappa = 1.345$ ($= \kappa_{0.5}$) provides exactly 95% ARE. This is consistent with Example 1, as the underlying distribution is nearly Gaussian. For larger scale parameters, the underlying distribution has smaller kurtosis (that is, less tailedness), and 95% ARE is achieved at higher values of κ . In the bottom left panel of Figure 4, we also depict the relationship between the scale parameter σ and κ_σ that provides 95% ARE of the Huber mean. The relationship is nonlinear, but regardless of the value of the scale parameter, choosing $\kappa \in [1.345, 1.85]$ seems appropriate.

From Examples 1 and 2, if observations are sampled from an unbounded (or

bounded) manifold like \mathbb{R} (or S^1 , respectively), then the suggestible choice of c is given by $c = 1.35\hat{\sigma}$, where $\hat{\sigma}$ is a robust estimate of the scale parameter. For $\hat{\sigma}$, one may use the median absolute deviation (MAD) divided by 0.6745 [11], where MAD is the median of the absolute deviations $d(x_i, \hat{\mu})$ from an initial location estimator $\hat{\mu}$ (e.g., the geometric median of x_1, x_2, \dots, x_n).

We now demonstrate that the Huber means can be more efficient than Fréchet means, when P_X is heavy-tailed. It is known that Huber means are efficient under the Laplace distribution on the real line (see Appendix B.9.3 for our proof). As a simple example on a manifold, consider the (truncated) Laplace distribution on S^1 , whose density is given by, for $\mu \in M$ and $\sigma > 0$, $f_{\mu, \sigma}^L(x) = C \exp\{-d(x, \mu)/\sigma\}$, where C is a normalizing constant.

Example 3. Consider the sample Huber means on S^1 and suppose that P_X is the Laplace-type distribution on S^1 with the location parameter $\mu = (1, 0)$ and $\sigma > 0$. For $X \sim f_{\mu, \sigma}^L$, the corresponding expressions for Σ_c and H_c are (23) with Z_σ replaced by L_σ . Utilizing these expressions and (21), the ARE of $m_n^{\kappa\sigma}$ over the Fréchet mean is evaluated over a fine grid of κ , and is displayed at the bottom right panel of Figure 4. Overall, the Huber means are asymptotically more efficient than the Fréchet mean for most combinations of κ and σ .

3.8. Robustness of sample Huber means

The breakdown point of an estimator is a popular measure of robustness. In this subsection, we evaluate the breakdown point of the sample Huber mean, demonstrating its high robustness. Throughout this subsection, we assume that the sample Huber mean is unique.

Let $\mathbf{X} = (x_1, x_2, \dots, x_n) \in M^n$ be a collection of deterministic data points on M . For $k \geq 1$, we write $\mathbf{Y}_k = (y_1, y_2, \dots, y_n) \in M^n$ for arbitrarily corrupted \mathbf{X} , consisting of k arbitrary points on M and $(n - k)$ points from \mathbf{X} . Denote by $m_n^c(\mathbf{X})$ the sample Huber mean of \mathbf{X} . The breakdown point of the sample Huber mean at \mathbf{X} is given by

$$\epsilon^*(m_n^c, \mathbf{X}) = \min_{1 \leq k \leq n} \left\{ \frac{k}{n} : \sup_{\mathbf{Y}_k} d(m_n^c(\mathbf{X}), m_n^c(\mathbf{Y}_k)) = \infty \right\}$$

where the supremum is taken over all possible \mathbf{Y}_k . The higher the breakdown point is, the more resistant the Huber mean is to outliers. We show below that, for any sample size n , the breakdown point of the sample Huber mean for $c \in [0, \infty)$ is at least 0.5 on general Riemannian manifolds.

Theorem 6 (Breakdown point). *Let $\mathbf{X} = (x_1, x_2, \dots, x_n)$ be a collection of observations on M . Then, for any $c \in [0, \infty)$, $\epsilon^*(m_n^c, \mathbf{X}) \geq \lfloor \frac{n+1}{2} \rfloor / n$, where $\lfloor \cdot \rfloor$ denotes the floor function.*

We conjecture that the breakdown point of pseudo-Huber means is also at least 0.5. The breakdown point of the geometric median (i.e. the $c = 0$ case) is also given in [27, 53], and our proof for Theorem 6 largely follows the arguments used in [27, 53].

If M is bounded, then the sample Huber mean never breaks down, i.e., $\epsilon^*(m_n^c, \mathbf{X}) = 1$. It is thus natural to investigate the breakdown point of Huber means when M is unbounded. We do this not only for the Huber mean, but also for all estimators $m : M^n \rightarrow M$ that are *isometric-equivariant*.

A map $\psi : M \rightarrow M$ is an *isometry* on M if $d\{\psi(x), \psi(y)\} = d(x, y)$ for any $x, y \in M$, where $d : M \times M \rightarrow \mathbb{R}$ is the Riemannian distance. Examples of isometric transformations are translation, reflection, rotation, and their compositions for $M = \mathbb{R}^k$, the rotation, reflection, and their compositions for S^k , and the matrix inversion, uniform scaling and rotation, and their compositions for $(\text{Sym}^+(k), d_{\text{AI}})$ where d_{AI} is the affine-invariant Riemannian distance in $\text{Sym}^+(k)$ [63]. The notion of isometric equivariance is defined as follows.

Definition 4. For a fixed positive integer n , let $\mathbf{X} = (x_1, x_2, \dots, x_n)$ be a collection of observations on M . An estimator $m : M^n \rightarrow M$, $\mathbf{X} \mapsto m(\mathbf{X})$ is said to be *isometric-equivariant* if, for any isometry $\psi : M \rightarrow M$, $\psi\{m(\mathbf{X})\} = m\{\psi(\mathbf{X})\}$ where $\psi(\mathbf{X}) := (\psi(x_1), \psi(x_2), \dots, \psi(x_n)) \in M^n$.

We note that for \mathbb{R}^k -valued multivariate statistics, one may seek affine equivariance of estimators, as studied in [20, 53, 68]. However, the notion of affine equivariance is generally not defined for manifolds. Therefore, we have adopted the related concept of isometric equivariance.

Let $\text{Iso}(M) := \{\psi : M \rightarrow M \mid d\{\psi(m_1), \psi(m_2)\} = d(m_1, m_2)\}$ be the collection of all isometric transformations on M , which is called the isometry group of M (with function composition as its group action). The $\text{Iso}(M)$ is said to be *surjectively transitive* if for any $m_1, m_2 \in M$ there exists a surjective $\psi \in \text{Iso}(M)$ such that $\psi(m_1) = m_2$. Heuristically, $\text{Iso}(M)$ is surjectively transitive if M is “sufficiently symmetric.” Examples of M where $\text{Iso}(M)$ is surjectively transitive are Riemannian symmetric spaces such as \mathbb{R}^k , S^k , \mathbb{H}^k , $(\text{Sym}^+(k), d_{\text{AI}})$ (see [Proposition 2.5, 16] and [18]). We establish an upper bound on the breakdown point of isometric-equivariant estimators on M that is unbounded and its isometry group is surjectively transitive.

Theorem 7. Suppose that M is unbounded and $\text{Iso}(M)$ is surjectively transitive. Let $\mathbf{X} = (x_1, x_2, \dots, x_n)$ be a collection of observations on M . For any M -valued isometric-equivariant estimator, say m_n , it holds that $\epsilon^*(m_n, \mathbf{X}) \leq \lfloor \frac{n+1}{2} \rfloor / n$.

For any $c \in [0, \infty]$ and for any M , the sample Huber mean is isometric-equivariant (see Appendix B.8 for its proof). For unbounded manifolds, Theorems 6 and 7 postulate that the Huber mean possesses a breakdown point of 0.5, which is the highest possible breakdown point among all isometric-equivariant estimators.

4. Numerical Examples

4.1. Robustness and efficiency of Huber means

In this subsection, we demonstrate that the Huber means are resistant to outliers on manifolds, and can be more efficient than the Fréchet mean. In the first

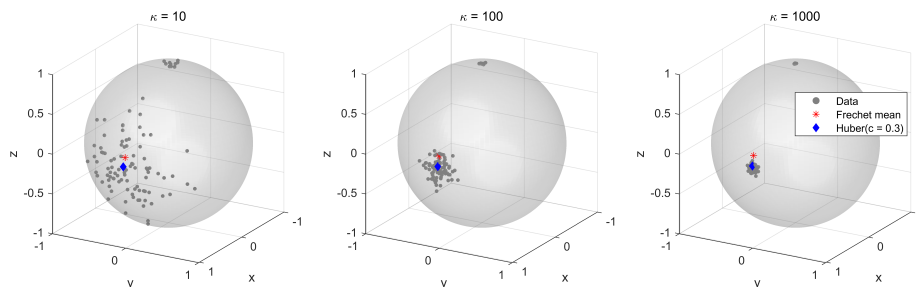


FIGURE 5. Toy data example on the unit sphere. The Huber mean (shown as blue diamond) is resistant to outliers (near the north pole), while the Fréchet mean (red asterisk) is susceptible to outliers.

example, we consider simulated data sets on the two-dimensional unit sphere, displayed in Figure 5. The directional data are generated from a mixture of von Mises-Fisher distribution

$$X \sim 0.9 \cdot \text{vMF}(\mu_1, \kappa) + 0.1 \cdot \text{vMF}(\mu_2, 20\kappa),$$

where $\mu_1 = (1, 0, 0)$ and $\mu_2 = (0, 0, 1)$, for several choices of concentration parameter κ . The data represent the situation where 10% of data are contaminated. We observe that while the Fréchet mean is influenced by the group of outliers (near μ_2), the Huber mean provides accurate and robust estimation of μ_1 .

Our second example involves the unbounded manifold $\text{Sym}^+(2)$ with the canonical Riemannian metric, sometimes referred to as the affine-invariant geometric framework for $\text{Sym}^+(p)$ [63]. The toy data are sampled from a lognormal distribution [71] on $\text{Sym}^+(2)$ with a mean of I_2 . As done for the directional data example, 10% of the data are replaced by gross outliers near $\text{Exp}_{I_2} \begin{pmatrix} 10 & 5\sqrt{2} \\ 5\sqrt{2} & 10 \end{pmatrix}$. This toy data set is displayed on the coordinates of $T_{I_2}\text{Sym}^+(2)$ in Figure 6. There, the outliers are outside of the figure frame, so we have only indicated the direction of outlier locations. We observed that while the Fréchet mean is affected by the gross outliers, the Huber means remain resistant. Additionally we observed that the Huber means continuously approach to the true "mean" at I_2 as the parameter c decreases.

To further support our claim that Huber means are more efficient than the Fréchet mean when the underlying distribution is contaminated or has long tails, we compared the mean squared errors (MSE) of Huber means with those of the Fréchet means. For this, we take $m_0 = I_2$ as the true mean, and define the following: $\text{MSE}(\hat{m}) := E d^2(\hat{m}, m_0)$, $\text{Bias}(\hat{m}) := d(E(\hat{m}), m_0)$ and $\text{Var}(\hat{m}) := E d^2(\hat{m}, E(\hat{m}))$, where $E(\hat{m})$ is the Fréchet mean of the estimator \hat{m} . The first three columns of Table 1 compare (numerically evaluated) MSE, bias and variances of the Fréchet mean and (pseudo) Huber means for $c = 1$, when the underlying distribution is the contaminated lognormal distribution. In this case, 10% of outliers force the Fréchet mean to be located far from the truth

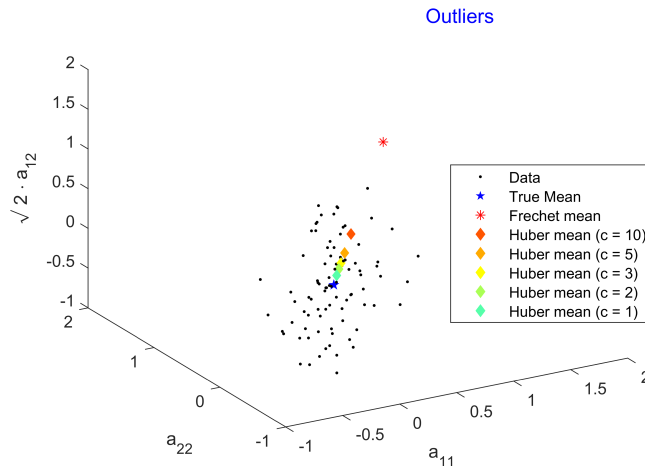


FIGURE 6. Toy data example on $Sym^+(2)$. Huber means are closer to the uncontaminated true mean than the Fréchet mean, and they continuously approach the Fréchet mean as c increases.

TABLE 1

The bias, variance and mean squared errors of Huber means, compared with those of Fréchet means, computed for the samples size $n = 100$, based on 1,000 simulations.

Type	Lognormal with outliers			log-Laplace		
	Bias	Variance	MSE	Bias	Variance	MSE
Fréchet mean	1.728	0.003	2.990	0.004	0.045	0.045
Huber mean ($c = 1$)	0.106	0.003	0.014	0.007	0.035	0.035
Pseudo-Huber mean ($c = 1$)	0.130	0.003	0.020	0.007	0.035	0.035

I_2 , thus the Fréchet mean exhibits large bias, resulting in the inflated MSE. On the other hand, both Huber means and pseudo-Huber means show significantly smaller MSE.

In addition, we also have evaluated the bias, variance and MSE under a log-Laplace distribution at centered at $m_0 = I_2$, where each coordinate of $\text{vecd}\{\text{Log}_{m_0}(X)\}$ is independently sampled from the standard Laplace distribution.

As can be inspected from the latter three columns of Table 1, the variance of Huber means is much smaller than that of the Fréchet mean. While both estimators are seemingly unbiased, the Huber mean appears to be more efficient than the Fréchet mean: $\text{RE}_\phi(m_n^1, m_n^\infty) \approx \frac{0.0454}{0.0352} \approx 1.287 > 1$.

4.2. Performance of the covariance estimator and the one-sample location test

This subsection examines the numerical performance of the limiting covariance matrix estimator $\hat{A}_c = \hat{H}_c^{-1} \hat{\Sigma}_c \hat{H}_c^{-1}$ in Section 3.5, and finite-sample type I error rates and powers of the one-sample location test discussed in Section 3.6.

TABLE 2
 Comparison of relative errors of \hat{A}_c for $\text{vMF}(m_0, 30)$. Shown are the averages of relative errors with standard deviations in parenthesis.

Manifold	c	$n = 50$	$n = 100$	$n = 500$	$n = 1000$
S^2	0.1	0.441 (0.322)	0.294 (0.156)	0.119 (0.052)	0.086 (0.036)
	0.3	0.275 (0.138)	0.197 (0.096)	0.089 (0.042)	0.066 (0.029)
	0.5	0.241 (0.116)	0.173 (0.079)	0.090 (0.039)	0.071 (0.030)
S^3	0.1	0.473 (0.213)	0.321 (0.129)	0.140 (0.047)	0.102 (0.033)
	0.3	0.320 (0.119)	0.226 (0.072)	0.100 (0.028)	0.073 (0.021)
	0.5	0.290 (0.102)	0.204 (0.068)	0.096 (0.031)	0.074 (0.022)

To evaluate the performance of the estimator \hat{A}_c , we consider the situation where the limiting covariance matrix A_c is estimated for the von Mises-Fisher distribution $\text{vMF}(m_0, 30)$ on the unit sphere S^k (for $k = 2$ and 3). Since A_c itself is challenging to evaluate, we use an empirical covariance matrix of $\sqrt{\tilde{n}}\text{Log}_{m_0}(m_{\tilde{n}}^c)$, in which $m_{\tilde{n}}^c$ is computed from a large sample of size $\tilde{n} = 1000$. Specifically, the true A_c is approximated by $A_c := \frac{\tilde{n}}{R} \sum_{r=1}^R \{\text{Log}_{m_0}(m_{\tilde{n}}^c(r))\} \cdot \{\text{Log}_{m_0}(m_{\tilde{n}}^c(r))\}^T$, where $m_{\tilde{n}}^c(r)$ is the sample Huber mean, computed from the r th random sample of size \tilde{n} for $r = 1, 2, \dots, R$.

The estimator \hat{A}_c (computed from a sample of size n) is then computed and compared with the (approximate) truth A_c in terms of the relative error $\|\hat{A}_c - A_c\|_F / \|A_c\|_F$. Table 2 displays the averages (standard deviation) of the relative error, for varying sample sizes $n = 50, 100, 500, 1000$ and for a few representative choices of the parameter $c = 0.1, 0.3, 0.5$. (The proportion of observations whose distance from m_0 is greater than $c = 0.1, 0.3$ and 0.5 are roughly 90%, 50% and 5% for both $k = 2$ and 3 .) We observe that the relative error decreases as n increases, and the estimator \hat{A}_c appears to be an accurate estimator of A_c .

We next evaluate the finite-sample performance of the one-sample location test procedure utilizing the Huber mean. For this, we use $\text{vMF}(m_0, 30)$ on the unit sphere S^2 , and the null hypothesis is set as $H_0 : m_0 = \tilde{m}_0$ for a fixed location $\tilde{m}_0 \in S^2$. For each sample of size n , we have applied the proposed Huber-mean based test (18) for $c = 0.3$ at significance level 5%, while the true m_0 is chosen to satisfy either $d(m_0, \tilde{m}_0) = 0, 1, 2, 3, 4$, or 5 degrees. The probabilities of rejection of the test for finite sample sizes $n = 100, 300, 500$, and 1000 are approximated using 1,000 repetitions, and are shown in Table 3. We observe that the type I error rates of the test procedure are well controlled at the significance level of 0.05, and that the power of the test sharply increases as sample size increases and as the effect size increases.

4.3. A real data example from multivariate tensor-based morphometry

To demonstrate the usefulness of the proposed Huber means on manifolds, we consider a real data set from a multivariate tensor-based morphometry, consisting of 2×2 symmetric positive-definite (SPD) matrices. The data are ob-

TABLE 3
Rejection rates of the one-sample location test.

$d(m_0, \tilde{m}_0)$ (degrees)	$n = 100$	$n = 300$	$n = 500$	$n = 1000$
0°	0.048	0.047	0.053	0.063
1°	0.122	0.253	0.439	0.755
2°	0.346	0.821	0.961	1.000
3°	0.664	0.996	1.000	1.000
4°	0.892	1.000	1.000	1.000
5°	0.983	1.000	1.000	1.000

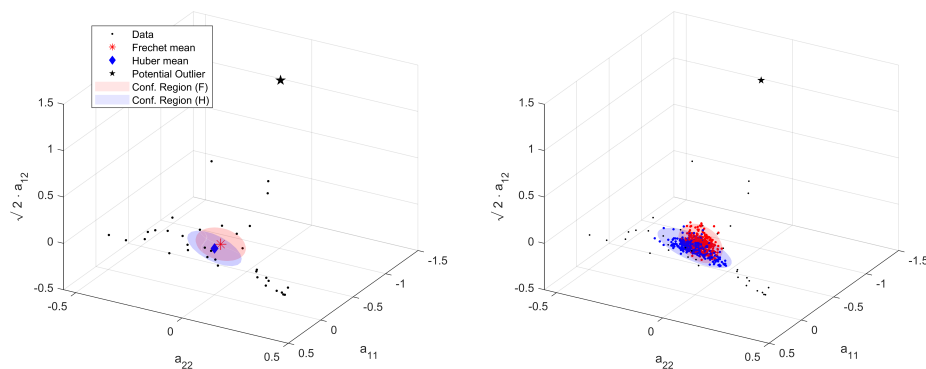


FIGURE 7. Huber means and their approximate confidence regions for a real sample of 2×2 SPD matrices. (Left) Data and a potential outlier, overlaid with the sample Fréchet mean and the sample Huber mean for $c = 0.5$, and their 95% confidence regions computed from the limiting covariance estimates (17). (Right) The same data with bootstrap replicates of the sample Fréchet and Huber means (red and blue dots, respectively), as well as bootstrap-approximated confidence regions.

tained from a particular vertex of morphometry tensors obtained from registered lateral ventricles of $n = 36$ infants [60]. Among those 2×2 SPD matrices, there is a seemingly outlying observation, as displayed in Figure 7. For displaying points and regions in the manifold $\text{Sym}^+(2)$, we used the orthogonal coordinates of the tangent space at $m_n^{0.5}$, the (sample) Huber mean for $c = 0.5$. A point $\mathbf{x} = (x_1, x_2, x_3)$ in the figure corresponds to an SPD matrix $\text{Exp}_{m_n^{0.5}} \begin{pmatrix} x_1 & x_3/\sqrt{2} \\ x_3/\sqrt{2} & x_2 \end{pmatrix}$. We chose the robustification parameter $c = 0.5$ so that about 40% of the observations are farther than c from the Huber mean.

In Figure 7, we confirmed that the Huber mean for $c = 0.5$ is less influenced by the potential outlier, when compared to the Fréchet mean. As theoretically demonstrated in Theorem 6, if the outlier were positioned farther from other data points, then the Fréchet mean would break down, while the Huber mean would not. To demonstrate the robustness of Huber means in the presence of outliers, we have computed an approximate confidence regions for the Huber mean (for $c = 0.5$) and for the Fréchet mean. To build these confidence regions, we utilize the asymptotic normality (Theorem 4) together with the moment-based limiting covariance estimator \hat{A}_c (17). Specifically, the 95% confidence

region on the tangent space $T_{m_n^c} \text{Sym}^+(2) \cong \mathbb{R}^3$ is given by

$$\text{CR}(m_0^c) := \{x \in \mathbb{R}^3 : x^T (n^{-1} \hat{A}_c)^{-1} x \leq \chi_{3,0.05}^2\}, \quad (24)$$

where $\chi_{3,0.05}^2$ stands for the upper 5% quantile of the χ_3^2 distribution. By visually inspecting these confidence regions in the left panel of Figure 7, we observe that $\text{CR}(m_0^c)$, the confidence region for Huber mean for $c = 0.5$ resembles the (scaled) covariance of the data without the outlier. Heuristically, this is because the gradients used in computing $\hat{\Sigma}_c$ are clipped at c , thus effectively compensating for the presence of outliers. On the other hand, the confidence region $\text{CR}(m_0^\infty)$ for the Fréchet mean is heavily affected by the potential outlier,

The next questions we address are whether the sampling distribution of Huber means is approximately normal and also whether the approximate covariance matrix $n^{-1} \hat{A}_c$ is an acceptable estimator of $\text{Var}(\text{Log}_{m_0} m_n^c)$. This is particularly important given the small sample size ($n = 36$). To this end, we obtained a nonparametric bootstrap estimator of $\text{Var}(\text{Log}_{m_0} m_n^c)$ for $c = 0.05$ and ∞ . Specifically, for each of $B = 300$ bootstrap samples of size n , we computed the Huber means. For each bootstrap replicate of the Huber mean, denoted as $\check{m}_n^c(b)$, we compute $\text{Log}_{m_n^c} \check{m}_n^c(b)$ for $b = 1, 2, \dots, B$. The right panel of Figure 7 displays these bootstrap replicates, from which we can glimpse the sampling distribution of $\text{Log}_{m_0} m_n^c$. Even with the small sample size, we observe that the bootstrap-approximate distribution of $\text{Log}_{m_0} m_n^c$ (i.e., the empirical distribution of the bootstrap replicates $\mathcal{L}_{\text{boot}}(m_n^c) := \{\text{Log}_{m_n^c} \check{m}_n^c(b) : b = 1, 2, \dots, B\}$) is approximately normal. (See Appendix C for normal QQ plots.)

The figure is also overlaid with the parametric (bootstrap-approximated) 95% confidence regions for the Fréchet and Huber means, which are given by (24) with $n^{-1} \hat{A}_c$ replaced by the empirical covariance matrix of the bootstrap replicates $\mathcal{L}_{\text{boot}}(m_n^c)$. It can be observed that the bootstrap-approximated confidence regions (on the right panel) and the covariance-estimator-based confidence regions (left) are close to each other. We therefore conclude that for this dataset, $n^{-1} \hat{A}_c$ serves as a reliable estimator of the covariance for the Huber mean m_n^c .

5. Discussion

In this article, we have introduced Huber means on Riemannian manifolds, and have comprehensively investigated their mathematical, statistical, and computational properties. Huber means are highly robust to outliers and are more efficient than the Fréchet mean under heavy-tailed distributions. Additionally, to leverage the asymptotic normality of the sample Huber mean, we proposed a novel estimation strategy for the limiting covariance matrix and used it to construct a robust test for location parameters. We believe that this work opens many interesting research directions, including several unsolved problems identified during our investigation, some of which are discussed below.

Breakdown point for the Fréchet mean. The sample Huber means for any $c \in [0, \infty)$ achieves the breakdown point of 0.5, which is optimal among isometric-equivariant estimators on unbounded Riemannian symmetric spaces.

While we conjecture that the breakdown point for the sample Fréchet mean on unbounded manifolds is $\frac{1}{n}$, our work does not confirm this conjecture.

Limiting distribution for the sample geometric median. In Section 3.4, we have demonstrated that the sample Huber mean is asymptotically normal for the cases $c \in (0, \infty]$. This does not include the sample Huber mean for $c = 0$ (i.e., the geometric median). For $M = \mathbb{R}^k$, it is established that the geometric median is asymptotically normal under certain technical conditions (see Theorem 2 in [57]). Given this evidence, we surmise that the geometric median is also asymptotically normal on manifolds under *reliable* regularity conditions.

Development of affine-equivariant Huber means. Affine equivariance is a desirable property for location estimators in \mathbb{R}^k [20, 53, 68]. However, achieving the affine equivariance for manifold-valued estimators has been quite challenging. Instead, we have used the isometric equivariance for location estimators in Section 3.8. Nevertheless, as [68] explored analogues of affine-equivariant geometric medians for spherical data, we believe that developing affine-equivariant Huber means on Riemannian symmetric spaces is a worthwhile pursuit.

From the perspective of robust statistics, we believe that there are at least two interesting research directions. The first is to appropriately define and calculate the *influence function* for Huber means on manifolds. While the breakdown point is a useful and intuitive notion of robustness, the influence function captures the central stability aspect of robustness more comprehensively.

Another immediate research direction is the generalization of Huber means to *M-estimators* for manifold-valued data. For example, a class of robust *M-estimators* for location can be defined as a minimizer of $m \mapsto E\rho\{d(X, m)/\sigma\}$, where the loss function ρ has a bounded derivative. This class includes those utilizing (pseudo) Huber loss and Tukey's biweight loss, among others. In line with the vast literature on *M-estimators* [11, 17, 32, 34, 41, 47, 48, 75, 76, 80, 81], one may investigate general *M-estimators* along with robust scale estimations on Riemannian manifolds.

Similarly, robust dimension reduction and regression estimators can be developed by utilizing the Huber loss or other robustness-inducing loss functions. Most previous works on the dimension reduction for manifold-valued data have used L_2 loss functions (see e.g. [42, 62]). The Fréchet regression frameworks for manifold-valued or metric space-valued responses [18, 19, 38, 64] can also be generalized to, as an instance, Huber regression for random objects.

Appendix A: Additional theoretical properties of Huber means

A.1. Huber means as maximum likelihood estimators

As an analogue on Riemannian manifolds of the classical location-scale model in \mathbb{R} , [e.g., 48, 67], we consider the following location-scale model:

$$f_{\mu, \sigma, c}(x) = C_{\mu, \sigma, c} \exp\{-\rho_c\{d(x, \mu)/\sigma\}\}, \quad (\text{A.25})$$

where $c \in [0, \infty]$ and $C_{\mu, \sigma, c} = \{\int_M \exp\{-d^2(x, \mu)/(2\sigma^2)\} dV(x)\}^{-1}$ is the normalizing constant, and V stands for the k -dimensional Hausdorff measure on M .

The class $\{f_{\mu,\sigma,c}\}_{\mu,\sigma,c}$ belongs to distance-decay distributions, which includes Gaussian-type ($c = \infty$) and Laplace-type ($c = 0$) distributions.

Proposition 5. *For a given $c \in [0, \infty]$, suppose that P_X is absolutely continuous with respect to V , and $\frac{dP_X}{dV} = f_{\mu,1,c}$ as specified in (A.25) with scale $\sigma = 1$. Then, the sample Huber means for c are maximum likelihood estimators of the location parameter $\mu = \mu(P_X)$ ($= \text{mode}(P_X)$).*

Proof of Proposition 5. Let (x_1, x_2, \dots, x_n) be an n -tuple of deterministic observations on M . The log-likelihood function of $\mu \in M$ is denoted by

$$\ell(\mu) = n \log(C_{\mu,\sigma,c}) - \sum_{i=1}^n \rho_c\{d(\mu, x_i)\}.$$

Accordingly, the sample Huber means for c maximize the log-likelihood of μ , $\ell(\mu)$. \square

A.2. Huber means bridge the Fréchet mean and geometric median

The Huber means continuously connect the Fréchet mean and geometric median. To firmly show this, we utilize a notion of the limit of sets:

Definition 5. *Let E, E_1, E_2, \dots be a sequence of subsets of M . The sequence $(E_n)_{n \geq 1}$ is said to converge to E in outer limit if*

$$\bigcap_{n=1}^{\infty} \overline{\bigcup_{k=n}^{\infty} E_k} \subseteq E.$$

Lemma 1 characterizes the points in $\bigcap_{n=1}^{\infty} \overline{\bigcup_{k=n}^{\infty} E_k}$.

Lemma 1. *For a point $p \in M$, $p \in \bigcap_{n=1}^{\infty} \overline{\bigcup_{k=n}^{\infty} E_k}$ if and only if there exist an increasing sequence k_n ($k_n \geq n$) and a sequence of points $p_n \in E_{k_n}$ such that $p_n \xrightarrow[n \rightarrow \infty]{} p$ (i.e., $d(p_n, p) \xrightarrow[n \rightarrow \infty]{} 0$).*

Proof of Lemma 1. (\Rightarrow) Denote by A' the set of accumulation points of $A \subseteq M$. It is known that $\overline{A} = A \cup A'$ for any set $A \subset M$. Define $A_n = \bigcup_{k=n}^{\infty} E_k$. Then, $p \in \bigcap_{n=1}^{\infty} \overline{A_n}$ implies $p \in \overline{A_n} = A_n \cup A'_n$ for all $n \geq 1$, thereby meaning that

$$p \in A_n \text{ infinitely many } n \quad \text{or} \quad p \in A'_n \text{ infinitely many } n.$$

When the former case occurs, let $p_n = p$ for all $n \geq 1$. When the later case occurs, suppose that $p \in A'_{n_k}$ for any $k \geq 1$. By the definition of accumulation point,

$$\begin{aligned} \exists p_1, k_1 (\geq n_1) \quad & \text{s.t.} \quad p_1 \in E_{k_1}, \quad d(p_1, p) < 1, \\ \exists p_2, k_2 (\geq n_2, k_1) \quad & \text{s.t.} \quad p_2 \in E_{k_2}, \quad d(p_2, p) < \frac{1}{2}, \\ \exists p_3, k_3 (\geq n_3, k_2) \quad & \text{s.t.} \quad p_3 \in E_{k_3}, \quad d(p_3, p) < \frac{1}{3}, \\ & \vdots \\ \exists p_\ell, k_\ell (\geq n_\ell, k_{\ell-1}) \quad & \text{s.t.} \quad p_\ell \in E_{k_\ell}, \quad d(p_\ell, p) < \frac{1}{\ell}. \end{aligned}$$

Replacing the ℓ by n , we obtain that $p_n \in E_{k_n}$ for any $n \geq 1$, and that $d(p_n, p) \xrightarrow{n \rightarrow \infty} 0$.

(\Leftarrow) If $p_n = p$ infinitely many n , then $p \in A_m \subset \overline{A_m}$ for any integer $m \geq 1$, meaning that $p \in \bigcap_{m=1}^{\infty} \overline{A_m}$. If $p_n \neq p$ all but finitely many n , then $p \in A'_m \subseteq \overline{A_m}$ for any integer $m \geq 1$, meaning that $p \in \bigcap_{m=1}^{\infty} \overline{A_m}$.

Combining these facts, we complete the proof. \square

The main ingredient for establishing the convergence of the Huber mean set (in the outer limit sense) is the following observation about the convergence of Huber loss as $c \rightarrow +0$ and ∞ .

Lemma 2. *For any $x \in [0, \infty)$, $\rho_c(x)$ converges pointwise to $L_2(x)$ as $c \rightarrow \infty$. Similarly, $\frac{\rho_c(x)}{2c}$ converges pointwise to $L_1(x)$ as $c \rightarrow +0$. The above statement holds when $\rho_c(x)$ is replaced by $\tilde{\rho}_c$.*

Proof of Lemma 2. For any $0 \leq x < c$, $\rho_c(x) = L_2(x)$. That is, for any $x \in [0, \infty)$, $\rho_c(x)$ converges pointwise to $L_2(x)$ as $c \rightarrow \infty$. Moreover, we obtain that for any $x \in [0, \infty)$

$$|\tilde{\rho}_c(x) - L_2(x)| = \frac{x^4}{(c + \sqrt{c^2 + x^2})^2} \xrightarrow{c \rightarrow \infty} 0.$$

Note that, for any $0 \leq c \leq x$, $\frac{\rho_c(x)}{2c} = x - \frac{c}{2}$. Accordingly, $\frac{\rho_c(\cdot)}{2c}$ converges pointwise to $L_1(\cdot)$ as $c \rightarrow +0$. Also, $\frac{\tilde{\rho}_c(\cdot)}{2c}$ converges pointwise to $L_1(\cdot)$ as $c \rightarrow +0$ as follows: For any $0 \leq x < \infty$,

$$\begin{aligned} \left| \frac{\tilde{\rho}_c(x)}{2c} - x \right| &= |c(\sqrt{1 + x^2/c^2} - 1) - x| \\ &= |\sqrt{c^2 + x^2} - (c + x)| \\ &= \frac{2cx}{\sqrt{c^2 + x^2} + c + x} \\ &\xrightarrow{c \rightarrow +0} 0. \end{aligned}$$

\square

The collection of Huber mean sets bridges the Fréchet mean set and geometric median set, which is established below.

Theorem 8. *Suppose that P_X has a finite variance. Then $E^{(c)}$ converges to $E^{(0)}$ (or $E^{(\infty)}$) in outer limit as $c \rightarrow 0$ (or $c \rightarrow \infty$, respectively) where $E^{(0)}, E^{(\infty)}$ denote the sets of geometric median and Fréchet mean, respectively.*

Proof of Theorem 8. Note that $E^{(0)}$ and $E^{(\infty)}$ are non-empty by Theorem 1. We shall show that, for any sequence c_k with $c_k \xrightarrow{k \rightarrow \infty} \infty$, $E^{(c_k)}$ converges to $E^{(\infty)}$ in outer limit; that is,

$$\bigcap_{n=1}^{\infty} \overline{\bigcup_{k=n}^{\infty} E^{(c_k)}} \subseteq E^{(\infty)}. \quad (\text{A.26})$$

For a given sequence c_n as above, let $p \in \overline{\bigcap_{n=1}^{\infty} \bigcup_{k=n}^{\infty} E^{(c_k)}}$. By Lemma 1 there exist a subsequence c_{k_ℓ} and a sequence of points $p_\ell \in E^{(c_{k_\ell})}$ such that $p_\ell \xrightarrow{\ell \rightarrow \infty} p$.

By the definition of $E^{(c_{k_\ell})}$, for any $m \in M$

$$\int \rho_{c_{k_\ell}} \{d(X, m)\} dP \geq \int \rho_{c_{k_\ell}} \{d(X, p_\ell)\} dP. \quad (\text{A.27})$$

Since $c_{k_\ell} \xrightarrow{\ell \rightarrow \infty} \infty$, for each $x \in M$ and for any sufficiently large ℓ

$$\begin{aligned} |\rho_{c_{k_\ell}} \{d(x, p_\ell)\} - d^2(x, p)| &\leq |\rho_{c_{k_\ell}} \{d(x, p_\ell)\} - \rho_{c_{k_\ell}} \{d(x, p)\}| \\ &\quad + |\rho_{c_{k_\ell}} \{d(x, p)\} - d^2(x, p)| \\ &= |d^2(x, p_\ell) - d^2(x, p)| \\ &\quad + |\rho_{c_{k_\ell}} \{d(x, p)\} - d^2(x, p)| \\ &\xrightarrow{\ell \rightarrow \infty} 0. \end{aligned}$$

Hence, $\rho_{c_{k_\ell}} \{d(x, p_\ell)\} \xrightarrow{\ell \rightarrow \infty} d^2(x, p)$ for any $x \in M$. Taking $\lim_{\ell \rightarrow \infty}$ to (A.27), we obtain that for any $m \in M$

$$\int d^2(X, m) dP \geq \int d^2(X, p) dP,$$

where the limit and integration in (A.27) can be interchanged by Lebesgue's dominated convergence theorem together with finite variance condition. (Notice that $\rho_{c_{k_\ell}} \{d(x, m)\} \leq d^2(x, m)$, $\rho_{c_{k_\ell}} \{d(x, p_{k_\ell})\} \leq d^2(x, p) + 1$ for each $x \in M$ and any sufficiently large ℓ .) It in turn means that $p \in E^{(\infty)}$. Therefore, (A.26) holds.

Nextly, we shall show that, for any sequence c_k with $c_k \xrightarrow{k \rightarrow \infty} +0$, $E^{(c_k)}$ converges to $E^{(0)}$ in outer limit; that is,

$$\overline{\bigcap_{n=1}^{\infty} \bigcup_{k=n}^{\infty} E^{(c_k)}} \subseteq E^{(0)}. \quad (\text{A.28})$$

For a given sequence c_k as above, assume that p is in the left-hand side of (A.28). Thanks to Lemma 1, there exists a subsequence c_{k_ℓ} and a sequence of points $p_\ell \in E^{(c_{k_\ell})}$ such that $p_\ell \xrightarrow{\ell \rightarrow \infty} p$. For any $m \in M$, we have

$$\int \rho_{c_{k_\ell}} \{d(X, m)\} dP \geq \int \rho_{c_{k_\ell}} \{d(X, p_\ell)\} dP. \quad (\text{A.29})$$

Note that $\frac{\rho_c}{2c}(\cdot)$ converges pointwise to $L_1(\cdot)$ as $c \rightarrow +0$ by Lemma 2. With this in mind, (A.29) is transformed into

$$\int \frac{\rho_{c_{k_\ell}} \{d(X, m)\}}{2c_{k_\ell}} dP \geq \int \frac{\rho_{c_{k_\ell}} \{d(X, p_\ell)\}}{2c_{k_\ell}} dP. \quad (\text{A.30})$$

For each $x \in M$, observe that

$$\frac{\rho_{c_{k_\ell}} \{d(x, m)\}}{2c_{k_\ell}} \leq d(x, m) \text{ for all } \ell, \quad \text{and} \quad \frac{\rho_{c_{k_\ell}} \{d(x, p_\ell)\}}{2c_{k_\ell}} \leq d(x, p) + 1$$

for any sufficiently large ℓ . Hence, we can apply Lebesgue's dominated convergence theorem to (A.30). By taking $\lim_{\ell \rightarrow \infty}$ to (A.30), we obtain that, for any $m \in M$

$$\int d(X, m)dP \geq \int d(X, p)dP.$$

Hence we get $p \in E^{(0)}$, thereby leading to (A.28). It completes the proof. \square

The sample version of Theorem 8 immediately follows by replacing P_X with P_n . Given n deterministic observations, $(x_1, x_2, \dots, x_n) \in M^n$, we denote $E_n^{(c)}$ by $E_n^{(c)}(x_1, x_2, \dots, x_n)$ for clarity.

Corollary 6. *Let n be a fixed positive integer. $E_n^{(c)}(x_1, x_2, \dots, x_n)$ converges to $E_n^{(0)}(x_1, x_2, \dots, x_n)$ (or $E_n^{(\infty)}(x_1, x_2, \dots, x_n)$) in outer limit as $c \rightarrow +0$ (or $c \rightarrow \infty$, respectively).*

By Theorem 8 and Corollary 6, the Huber mean bridges the Fréchet mean and geometric median in the sense that each of the Huber means for c becomes closer to the geometric median (and Fréchet mean) as $c \rightarrow +0$ (or $c \rightarrow \infty$, respectively). Note that Theorem 8 and Corollary 6 are written in terms of the limit of sets, defined in Definition 5. If the Huber means are unique, then the results can be described more familiarly. To this ends, suppose that, for any $c \in [0, \infty]$, each of $E^{(c)}$ is singleton. For each $c \in [0, \infty]$, we denote $E^{(c)} = \{m_0^c\}$. Now, the following corollary of Theorem 8 is written in the way of sequences of points on M .

Corollary 7. (a) *Suppose that there exist $p_0 \in M$ and $r > 0$ such that $\text{supp}(P_X) \subseteq B_r(p_0)$ and $r \leq \frac{1}{2} \min\{\frac{\pi}{2\sqrt{\Delta}}, r_{\text{inj}}(M)\}$ (which may be infinite), and that P_X does not degenerate to any single geodesic segment in $B_r(p_0)$. If $(c_k)_{k \geq 1}$ is a nonnegative sequence satisfying $c_k \xrightarrow[k \rightarrow \infty]{} \infty$, then $m_0^{c_k} \xrightarrow[k \rightarrow \infty]{} m_0^\infty$. If $(c_k)_{k \geq 1}$ is a nonnegative sequence satisfying $c_k \xrightarrow[k \rightarrow \infty]{} 0$, then $m_0^{c_k} \xrightarrow[k \rightarrow \infty]{} m_0^0$.*

(b) *Let n be a fixed positive integer. Given n observations $(x_1, x_2, \dots, x_n) \in M^n$, suppose that there exist $p_0 \in M$ and $r > 0$ such that x_1, x_2, \dots, x_n lie in $B_r(p_0)$ and $r \leq \frac{1}{2} \min\{\frac{\pi}{2\sqrt{\Delta}}, r_{\text{inj}}(M)\}$ (which may be infinite), and that (x_1, x_2, \dots, x_n) does not lie in any single geodesic. If $(c_k)_{k \geq 1}$ is a nonnegative sequence satisfying $c_k \xrightarrow[k \rightarrow \infty]{} \infty$, then $m_n^{c_k} \xrightarrow[k \rightarrow \infty]{} m_n^\infty$. If $(c_k)_{k \geq 1}$ is a nonnegative sequence satisfying $c_k \xrightarrow[k \rightarrow \infty]{} 0$, then $m_n^{c_k} \xrightarrow[k \rightarrow \infty]{} m_n^0$.*

Proof of Corollary 7. We begin with a proof for Part (a). By Lemma 3, m_0^∞ and $m_0^{c_k}$'s entirely lie in $B_r(p_0)$ where $p_0 \in M$ and $r > 0$ are specified in Assumption (A2). By Theorem 8, (A.26) holds. Since $E^{(\infty)}$ and $E^{(c_k)}$'s are singleton, $\bigcap_{n=1}^\infty \overline{\bigcup_{k=n}^\infty \{m_0^{c_k}\}} \subseteq \{m_0^\infty\}$. As $m_0^{c_k}$'s lie in $\overline{B_r(p_0)}$ which is sequentially compact by Hopf-Rinow theorem, there exists an accumulation point of $(m_0^{c_k})_{k \geq 1}$ in $\overline{B_r(p_0)}$, thereby meaning that $\phi \neq \bigcap_{n=1}^\infty \overline{\bigcup_{k=n}^\infty \{m_0^{c_k}\}} = \{m_0^\infty\}$. Due to Lemma 1, every convergent subsequence of $(m_0^{c_k})_{k \geq 1}$ converges to m_0^∞ . Since $(m_0^{c_k})_{k \geq 1}$ is

bounded, it holds that $m_0^{c_k} \xrightarrow{k \rightarrow \infty} m_0^\infty$. In the same way, for any nonnegative sequence satisfying $c_k \rightarrow 0$, an argument similar to above leads that $m_0^{c_k} \xrightarrow{k \rightarrow \infty} m_0^0$.

Proof for Part (b). An argument similar to Part (a) together with Corollary 6 leads to the desired result. \square

Before closing this section, by combining Corollary 7, Theorem 6, and Theorem 7, we remark that the Huber mean “continuously” bridges the L_1 - and L_2 centers of mass while preserving the highest robustness on Riemannian symmetric spaces.

Appendix B: Technical details, additional lemmas and proofs

B.1. The regularity conditions (A4) for central limit theorem

To verify the central limit theorem for sample Huber means (Theorem 4 in the main article Section 3.4), we assume the following regularity conditions.

(A4) The following hold for P_X .

- (i) $H_c(\mathbf{x})$ is continuous at $\mathbf{x} = \mathbf{0}$.
- (ii) The map $\mathbf{x} \mapsto \rho_c\{d(X, \phi_{m_0^c}^{-1}(\mathbf{x}))\}$ is twice-continuously differentiable at $\mathbf{x} = \mathbf{0}$ with probability 1.
- (iii) Moreover, the *integrability condition* is satisfied:

$$\begin{cases} E\{\text{gradd}^2(X, \phi_{m_0^c}^{-1}(\mathbf{0}))\} \text{ exists,} \\ \text{Var}\{\text{gradd}^2(X, \phi_{m_0^c}^{-1}(\mathbf{0}))\} \text{ exists, and} \\ E\{\mathbf{H}d^2(X, \phi_{m_0^c}^{-1}(\mathbf{x}))\} \text{ exists for } \mathbf{x} \text{ near } \mathbf{0}. \end{cases} \quad (\text{B.1})$$

We conjecture that for general manifolds, the assumption of P_X being absolutely continuous and having a finite variance guarantees Assumption (A4), but we have only a partial proof for the conjecture.

An example under which the regularity conditions (A4) are satisfied is given below.

Proposition 6. *For the case where $M = \mathbb{R}^k$, Assumption (A4) is satisfied if P_X is absolutely continuous with respect to the Lebesgue measure on \mathbb{R}^k with finite second moment (i.e., $E\|X\|^2$ exists).*

Proof of Proposition 6. Assume that the distribution of \mathbb{R}^k -valued random variable X , P_X , is absolutely continuous, and satisfies $\int_{\mathbb{R}^k} \|\mathbf{x}\| dP_X(\mathbf{x}) = E\|X\| < \infty$. Let $c \in (0, \infty)$ be fixed.

(i) Note that

$$H_c(\mathbf{x}) = 2EI_k \cdot 1_{\|X - \mathbf{x}\| \leq c} + E \left\{ \frac{2c}{\|X - \mathbf{x}\|} \left(I_k - \frac{(X - \mathbf{x})(X - \mathbf{x})^T}{\|X - \mathbf{x}\|^2} \right) \cdot 1_{\|X - \mathbf{x}\| > c} \right\}.$$

Since P_X is absolutely continuous, as $\mathbf{x} \rightarrow 0$

$$E1_{\|X - \mathbf{x}\| \leq c} = P(\|X - \mathbf{x}\| \leq c) \rightarrow P(\|X\| \leq c).$$

Moreover, the integrand of the second term, $\frac{2c}{\|X-\mathbf{x}\|} \left(I_k - \frac{(X-\mathbf{x})(X-\mathbf{x})^T}{\|X-\mathbf{x}\|^2} \right)$ is continuous (with respect to \mathbf{x}) and it is absolutely bounded by $2I_k$. Thus, by dominated convergence theorem, together with the fact that P_X is absolutely continuous, the second term, as a function \mathbf{x} is continuous at $\mathbf{x} = \mathbf{0}$. Thus, $H_c(\mathbf{x})$ is continuous at \mathbf{x} .

(ii) Since the set of points at which the function is not C^2 is measure zero (cf. Sard's theorem), and X is absolutely continuous, the function is C^2 with probability 1.

(iii) Suppose that $M = \mathbb{R}^k$ with the Riemannian distance $d(\mathbf{x}, \mathbf{y}) = \|\mathbf{x} - \mathbf{y}\|$ for any $\mathbf{x}, \mathbf{y} \in \mathbb{R}^k$, where $\|\cdot\|$ refers to the standard Euclidean norm. Hence, note that $E\{\text{gradd}^2(X, \phi_{m_0}^{-1}(\mathbf{0}))\} = E\{\text{grad}|_{\mathbf{x}=\mathbf{0}}\|X - \mathbf{x}\|^2\} = E\{2(\mathbf{x} - X)|_{\mathbf{x}=\mathbf{0}}\} = -2EX$ exists because each component of EX is not larger than $E\|X\|$ ($\leq (E\|X\|^2)^{1/2}$). Similarly, $\text{Var}\{\text{gradd}^2(X, \phi_{m_0}^{-1}(\mathbf{0}))\} = \text{Var}\{\text{grad}|_{\mathbf{x}=\mathbf{0}}\|X - \mathbf{x}\|^2\} = \text{Var}\{2(\mathbf{x} - X)|_{\mathbf{x}=\mathbf{0}}\} = 4\text{Var}(X)$ exists owing to $E\|X\|^2 < \infty$. Finally, we have $E\{\mathbf{H}d^2(X, \phi_{m_0}^{-1}(\mathbf{x}))\} = E\{\mathbf{H}\|X - \mathbf{x}\|^2\} = 2I_k$ exists for \mathbf{x} near $\mathbf{0}$. Therefore, the integrability condition (B.1) is valid. \square

B.2. Proofs for Section 3.1

B.2.1. Proof of Proposition 1

The argument used below works for any form of the objective function $m \mapsto \int \rho\{d(X, m)\}dP$, provided that $\rho : [0, \infty) \rightarrow [0, \infty)$ is convex, strictly increasing, and the value of the objective function is finite for any $m \in M$. Thus, the statement of Proposition 1 is valid when the Huber mean is replaced by the pseudo-Huber mean.

Proof of Proposition 1. We note first that the objective function $F^c(\cdot)$ is continuous on M . Thus the set of minimizers $E^{(c)}$ is closed. We divide the proof according to whether M is bounded or not.

Case I (M is bounded). Let $K_c = M$. Then, K_c is compact by the Hopf-Rinow theorem. Since M is connected and complete, every closed and bounded subset of M is compact. In particular, $E^{(c)} \subset K_c = M$ is bounded, and is thus compact as asserted.

Case II (M is unbounded). We shall verify that $\{F^c(m) : m \in M\}$ is not a singleton. Suppose that, there exists $C \geq 0$ such that $F^c(m) = C$ for every $m \in M$. Since $\rho_c : [0, \infty) \rightarrow [0, \infty)$ is convex, it holds that $\rho_c(x) + \rho_c(y) \geq$

$2\rho_c(\frac{x+y}{2})$ for any $x, y \geq 0$. Due to the preceding inequality, for any $m_1, m_2 \in M$

$$\begin{aligned} 2C = F^c(m_1) + F^c(m_2) &= \int \rho_c\{d(X, m_1)\} + \rho_c\{d(X, m_2)\}dP \\ &\geq 2 \int \rho_c\left\{\frac{d(X, m_1) + d(X, m_2)}{2}\right\}dP \\ &\geq 2 \int \rho_c\{d(m_1, m_2)/2\}dP \\ &= 2\rho_c\{d(m_1, m_2)/2\}. \end{aligned}$$

Accordingly, we get $C \geq \rho_c\{d(m_1, m_2)/2\}$, which is a contradiction since m_1, m_2 can be chosen so that $\rho_c\{d(m_1, m_2)/2\} > C$. Consequently $\{F^c(m) : m \in M\}$ is not singleton.

Since $\{F^c(m) : m \in M\}$ has at least two elements, there exists $m_1 \in M$ such that $F^c(m_1) > \inf_{m \in M} F^c(m) \geq 0$. Since $M = \cup_{r>0} B_r(m_1)$ and $P(X \in M) = 1$, there exists $r_1 > 0$ such that $P(X \in B_{r_1}(m_1)) > 0$. Let $K' := B_{r_1}(m_1)$. Since $\frac{\inf_{m \in K'} F^c(m)}{P(X \in K')} \geq 0$ is satisfied and $\rho_c(\cdot)$ is strictly increasing, there exists $r_2 (> r_1)$ such that for any $r \geq r_2$,

$$\rho_c(r - r_1) > \frac{\inf_{m \in K'} F^c(m)}{P(X \in K')}$$

holds. Then, $K'' := \overline{B_{r_2}(m_1)} (\supset K')$ is compact due to the Hopf-Rinow theorem. Due to the monotonicity of $\rho_c(\cdot)$, for any $m_2 \in M \setminus K''$

$$F^c(m_2) \geq \int_{K'} \rho_c\{d(X, m_2)\}dP \geq \rho_c(r_2 - r_1)P(X \in K') > \inf_{m \in K'} F^c(m),$$

where the second inequality holds by $d(x, m_2) \geq d(m_1, m_2) - d(x, m_1) \geq r_2 - r_1$ for any $x \in K'$. Accordingly, the minimizers of F^c do not lie in $M \setminus K''$. Since $K' \subset K''$, the minimizers must lie in K'' . Letting $K_c = K'' \subsetneq M$ gives

$$\inf_{m \in K_c} F^c(m) = \inf_{m \in M} F^c(m) < \inf_{m \in M \setminus K_c} F^c(m).$$

We moreover obtain that $E^{(c)} \subset K_c$, where $E^{(c)} = \arg \min_{m \in M} F^c(m)$. Since every closed subset of a compact set is compact, so is $E^{(c)}$. \square

B.2.2. Proof of Theorem 1

Proof of Theorem 1. For each $c \in (0, \infty)$, the (pseudo) Huber loss function ρ_c has a Lipschitz constant $2c$. When $c = 0$, moreover, ρ_0 has a Lipschitz constant 1. To sum up, for any choice of $c \in [0, \infty)$, ρ_c has a Lipschitz constant $2c \vee 1 := \max(2c, 1) > 0$. For a given $\epsilon > 0$, suppose that $m_1, m_2 \in M$ and $d(m_1, m_2) <$

$\epsilon/(2c \vee 1)$. Then,

$$\begin{aligned}
|F^c(m_1) - F^c(m_2)| &= \int |\rho_c\{d(X, m_1)\} - \rho_c\{d(X, m_2)\}| dP \\
&\leq (2c \vee 1) \int |d(X, m_1) - d(X, m_2)| dP \\
&\leq (2c \vee 1) \int d(m_1, m_2) dP \\
&< (2c \vee 1) \cdot \epsilon/(2c \vee 1) \\
&= \epsilon.
\end{aligned}$$

Hence, F^c is (uniformly) continuous when $c \in [0, \infty)$. In the case of $c = \infty$, let $m \in M$ and $(m_k)_{k \geq 1}$ be a sequence of points on M that converges to m (i.e., $d(m_k, m) \xrightarrow{k \rightarrow \infty} 0$). For each $x \in M$, due to the continuity of $d(x, \cdot) : M \rightarrow [0, \infty)$, $d^2(x, m_k) \xrightarrow{k \rightarrow \infty} d^2(x, m)$. For each $x \in M$ and any sufficiently large k , $|d^2(x, m_k) - d^2(x, m)| \leq d^2(x, m_k) + d^2(x, m) \leq 2d^2(x, m) + 1$. By Lebesgue's dominated convergence theorem, $\lim_{k \rightarrow \infty} \int d^2(X, m_k) dP = \int d^2(X, m) dP$, leading to $F^\infty(m_k) \xrightarrow{k \rightarrow \infty} F^\infty(m)$; F^∞ is continuous at $m \in M$. Since $m \in M$ was arbitrary, F^∞ is continuous on M . To sum up, F^c is continuous for any $c \in [0, \infty]$.

By Proposition 1, there exists a compact $K_c \subseteq M$ such that (5) holds. Since F^c is continuous, $F^c(K_c) := \{F^c(m) : m \in K_c\} \subset M$ is compact, and thus the minimum of F^c is attained in K_c . Therefore, the population Huber mean exists (i.e., $E^{(c)} \neq \phi$).

□

B.2.3. Proof of Corollary 1

Proof of Corollary 1. By replacing P_X in Theorem 1 by $P_n (= \frac{1}{n} \sum_{i=1}^n \delta_{x_i})$, the sample Huber mean exists; that is, $E_n^{(c)}(x_1, x_2, \dots, x_n) \neq \phi$ for any finite n (note that P_n clearly satisfies Assumption (A1)).

□

B.2.4. Proof of Theorem 2

The following lemma is used to ensure that the (pseudo) Huber mean set lies in a strongly convex ball. Lemma 3 is stated for a general loss function ρ , and both the Huber loss function ρ_c and the pseudo-Huber loss function $\tilde{\rho}_c$ for any $c \in [0, \infty]$ satisfy the required conditions.

Lemma 3. *Let $\rho : [0, \infty) \rightarrow [0, \infty)$ be any continuous and strictly increasing function. Suppose that P_X satisfies $\int \rho\{d(X, m)\} dP < \infty$ and that $\text{supp}(P_X) \subseteq B_{r_0}(p_0)$, where $\text{supp}(P_X)$ denotes the support of P_X , and $r_0 = \frac{1}{2} \min\{\frac{\pi}{\sqrt{\Delta}}, r_{\text{inj}}(M)\}$. (Recall that $1/\sqrt{\Delta}$ is treated as ∞ if $\Delta \leq 0$.) Then, there exist $p_0 \in M$ and a finite $0 < r \leq r_0$ such that $E_\rho \subset B_r(p_0)$, where $E_\rho = \arg \min_{m \in M} \int \rho\{d(X, m)\} dP$.*

Proof of Lemma 3. We divide the proof into two situations depending on the value of r_0 : Case I for $r_0 = \infty$ and Case II for $r_0 < \infty$. Let $F_\rho : M \rightarrow \mathbb{R}$ be defined as $F_\rho(m) = \int \rho\{d(X, m)\}dP$.

Case I ($r_0 = \infty$). In this case, Assumption (A2) is not useful as it allows unbounded support for the distribution: $\text{supp}(P_X) \subseteq M$. On the other hand, since the objective function is integrable, there exists a compact set $K \subset M$ such that $E_\rho \subset K = \overline{B_{r'}(p_0)}$ for some $r' < \infty$ and $p_0 \in M$. (See the proof of Proposition 1.) Pick a small $\epsilon > 0$, and let $r = r' + \epsilon$. Then, $E_\rho \subset K \subset B_r(p_0)$, as required.

Case II ($r_0 < \infty$). Assumption (A2) leads that $\text{supp}(P_X) \subseteq B_{r_0}(p_0)$, where r_0 is given in (7) and p_0 is specified in the assumption. Set $r = r_0$.

The rest of the proof closely follows the argument used for Theorem 2.1 of [1].

Firstly, we shall show that $E_\rho \subset B_{2r}(p_0)$. Suppose this is not true. There exists $m_0 \in E$ such that $d(p_0, m_0) \geq 2r$. In view of the triangle inequality, for any $x \in \text{supp}(P_X)$, $d(p_0, x) < r \leq d(x, m_0)$, which implies $\rho\{d(p_0, x)\} < \rho\{d(x, m_0)\}$ for any $x \in \text{supp}(P_X)$. Accordingly, $F_\rho(p_0) < F_\rho(m_0)$, which is a contradiction.

Secondly, we shall prove that $E_\rho \subset \overline{B_r(p_0)}$. Suppose that there exists $m_0 \in E_\rho$ such that $r < d(m_0, p_0) < 2r$. Let m' be the intersection of the (length-minimizing) geodesic, joining p_0 and m_0 , and the boundary of $B_r(p_0)$. Let m'' be the reflection point of m_0 with respect to m' across the boundary of $B_r(p_0)$. Then, $m'' \in \overline{B_r(p_0)}$ and $d(m_0, m') = d(m', m'')$. As shown in Section 2.2.1 of [1], for any $x \in \text{supp}(P_X) \subseteq B_r(p_0)$, $d(m'', x) < d(m_0, x)$. (The key idea is an application of the Toponogov comparison theorem,⁴ cf. [page. 420, 15] or [Theorem 2.2, 1].) Consequently, $\rho\{d(m'', x)\} < \rho\{d(m_0, x)\}$ for any $x \in \text{supp}(P_X)$, and thus $F_\rho(m'') < F_\rho(m_0)$, which is a contradiction.

Thirdly, we shall verify that $E_\rho \subset B_r(p_0)$. Suppose that there exists $m_0 \in E_\rho$ such that m_0 lies in the boundary of $B_r(p_0)$; that is, $d(r, m_0) = r$. For each $x \in \overline{B_r(p_0)}$, $\rho\{d(x, m_0)\} > 0$ and $\text{Log}_{m_0}(x)/\|\text{Log}_{m_0}(x)\|$ is an inward-pointing vector on the boundary of $B_r(p_0)$. Hence, $-\text{grad}F_\rho(m_0) = \int \rho'\{d(X, m_0)\} \cdot \text{Log}_{m_0}(X)/\|\text{Log}_{m_0}(X)\|dP \neq \mathbf{0}$ is an inward-pointing vector at the boundary of $B_r(p_0)$. Therefore, there exists $m \in B_r(p_0)$ such that $F_\rho(m) < F_\rho(m_0)$. This contradicts the assumption of the existence of a Huber mean at the boundary of $B_r(p_0)$. \square

It is known that the regular convexity radius of M , denoted by $r_{\text{ex}}(M)$, is lower bounded by $\frac{1}{2} \min\{\frac{\pi}{\sqrt{\Delta}}, r_{\text{inj}}(M)\}$ [cf. 2]. Thus, the ball $B_r(p_0)$ is strongly convex.

Proof of Theorem 2. If $\text{supp}(P_X)$ is singleton, the proof is obvious. Hence, assume that $\text{supp}(P_X)$ is not singleton.

For any $c \in [0, \infty]$, the conditions of Lemma 3 are satisfied for either ρ_c or $\tilde{\rho}_c$. Thus, the (pseudo) Huber mean set lies in $B_r(p_0)$, which is strongly convex.

⁴The Toponogov comparison theorem provides information on the geodesic deviation in terms of sectional curvatures. This is the exact point where the upper boundedness of sectional curvatures ($\Delta < \infty$) is needed.

Here, both r and p_0 are as specified in Lemma 3.

We begin with a proof for Part (a).

Case I ($c \in [\frac{\pi}{\sqrt{\Delta}}, \infty]$). Since $r \leq r_0 \leq \frac{\pi}{2\sqrt{\Delta}}$, we have $\text{supp}(P_X) \subseteq B_{\frac{\pi}{2\sqrt{\Delta}}}(p_0)$ and any Huber mean $m \in E^{(c)}$ also lies in $B_{\frac{\pi}{2\sqrt{\Delta}}}(p_0)$. For any $x, m \in B_{\frac{\pi}{2\sqrt{\Delta}}}(p_0)$, $d(x, m) \leq \pi/\sqrt{\Delta} \leq c$ and, in turn

$$\rho_c\{d(x, m)\} = d^2(x, m).$$

Thus, for any $c \geq \frac{\pi}{\sqrt{\Delta}}$, the Huber mean set is exactly the Fréchet mean set: $E^{(c)} = E^{(\infty)}$. Furthermore, due to the bounded support condition of P_X , Assumption (A1) leads that $\int d^2(X, m)dP = \int \rho_c\{d(X, m)\}dP < \infty$. Under this finite variance condition, the uniqueness of the Fréchet mean is verified in, e.g., [Theorem 2.1, 1] and [Proposition 4.3, 72].

Case II ($c \in (0, \frac{\pi}{\sqrt{\Delta}})$). Let γ be any geodesic on M such that $\gamma \cap B_r(p_0) \neq \emptyset$. (We abuse the notation for a geodesic γ , which either stands for a function from an interval to M or the image of the function γ in M .) Since $B_r(p_0)$ is strongly convex, there exist $-\infty \leq t_0 < t_1 \leq \infty$ such that $\gamma((t_0, t_1)) = \gamma \cap B_r(p_0)$. We collect several facts from [1, 27, 44, 65]. First of all, for any $x \in B_{r_0}(p_0)$, $\frac{\partial^2}{\partial t^2}d(x, \gamma(t))$ is defined for $x \neq \gamma(t)$, and is nonnegative. Furthermore, for $x \in B_{r_0}(p_0) \setminus \gamma$, $\frac{\partial^2}{\partial t^2}d(x, \gamma(t)) > 0$. This can be seen from the Hessian comparison theorem⁵ [see, e.g., 1]: Recall that $\Delta (< \infty)$ is the least upper bound of the sectional curvatures of M . Then, the Hessian comparison theorem states that for any $t \in (t_0, t_1)$,

$$\frac{\partial^2}{\partial t^2}d(x, \gamma(t)) \geq \frac{\text{sn}'_{\Delta}(d(x, \gamma(t)))}{\text{sn}_{\Delta}(d(x, \gamma(t)))} \sin^2(\alpha), \quad (\text{B.2})$$

where α is the angle formed at $\gamma(t)$ by the geodesic γ and the unique length-minimizing geodesic from x to $\gamma(t)$, and $\text{sn}_{\Delta}(s) = \frac{1}{\sqrt{\Delta}} \sin(s\sqrt{\Delta})$ for $\Delta > 0$, s for $\Delta = 0$, and $\frac{1}{\sqrt{|\Delta|}} \sinh(s\sqrt{|\Delta|})$ for $\Delta < 0$. It can be checked that for any $x \in B_{r_0}(p_0)$, $d(x, \gamma(t)) < \frac{\pi}{2\sqrt{\Delta}}$, which in turn leads that

$$\frac{\text{sn}'_{\Delta}(d(x, \gamma(t)))}{\text{sn}_{\Delta}(d(x, \gamma(t)))} > 0,$$

unless $d(x, \gamma(t)) = 0$. Therefore, for $x \in B_{r_0}(p_0) \setminus \gamma$, the angle is non-zero (i.e., $\sin(\alpha) \neq 0$), and by (B.2), we have $\frac{\partial^2}{\partial t^2}d(x, \gamma(t)) > 0$. On the other hand, if $x \in \gamma \cap B_{r_0}(p_0)$, but $x \neq \gamma(t)$, then $\sin(\alpha) = 0$, leading that $\frac{\partial^2}{\partial t^2}d(x, \gamma(t)) = 0$. Recall that $\frac{\partial^2}{\partial t^2}d^2(x, \gamma(t)) > 0$ for any $x \in B_{r_0}(p_0)$ and for any $t \in (t_0, t_1)$ [44].

⁵This is the exact point where the upper boundedness of sectional curvatures ($\Delta < \infty$) is required.

Observe now that for the given geodesic γ , and for $t \in (t_0, t_1)$, and $x \in B_{r_0}(p_0)$,

$$\frac{\partial^2}{\partial t^2} \rho_c \{d(x, \gamma(t))\} = \begin{cases} \frac{\partial^2}{\partial t^2} d^2(x, \gamma(t)) & \text{if } d(x, \gamma(t)) < c, \\ \text{undefined} & \text{if } d(x, \gamma(t)) = c, \\ 2c \frac{\partial^2}{\partial t^2} d(x, \gamma(t)) & \text{if } d(x, \gamma(t)) > c. \end{cases}$$

Let $x \in B_{r_0}(p_0)$ be such that $x \neq \gamma(t)$ for any $t \in \mathbb{R}$. Then, for $t \in (t_0, t_1)$ such that $d(x, \gamma(t)) \neq c$, we have $\frac{\partial^2}{\partial t^2} \rho_c \{d(x, \gamma(t))\} > 0$. Moreover, the case $d(x, \gamma(t)) = c$ occurs for at most two values of $t \in (t_0, t_1)$. Therefore, the first derivative $t \mapsto \frac{\partial}{\partial t} \rho_c \{d(x, \gamma(t))\}$ is strictly increasing for $t \in (t_0, t_1)$, and the Huber loss function $t \mapsto \rho_c \{d(x, \gamma(t))\}$ is strictly convex on (t_0, t_1) .

Suppose now that $x \in B_{r_0}(p_0)$ be such that $x = \gamma(t')$ for some $t' \in (t_0, t_1)$. For $t \in (t_0, t_1)$ such that $d(x, \gamma(t)) < c$, $\frac{\partial^2}{\partial t^2} \rho_c \{d(x, \gamma(t))\} = \frac{\partial^2}{\partial t^2} d^2(x, \gamma(t)) > 0$. For $t \in (t_0, t_1)$ such that $d(x, \gamma(t)) > c$, $\frac{\partial^2}{\partial t^2} \rho_c \{d(x, \gamma(t))\} = \frac{\partial^2}{\partial t^2} d(x, \gamma(t)) = 0$. Moreover, $\frac{\partial^2}{\partial t^2} \rho_c \{d(x, \gamma(t))\}$ is undefined only for at most two values of $t \in (t_0, t_1)$. Therefore, the first derivative $t \mapsto \frac{\partial}{\partial t} \rho_c \{d(x, \gamma(t))\}$ is increasing for $t \in (t_0, t_1)$, and the Huber loss function $t \mapsto \rho_c \{d(x, \gamma(t))\}$ is convex on (t_0, t_1) .

To sum up, for $x \in B_{r_0}(p_0)$, $a, b \in (t_0, t_1)$ and $s \in (0, 1)$, $\rho_c \{d(x, \gamma((1-s)a + sb))\} \leq (1-s)\rho_c \{d(x, \gamma(a))\} + s\rho_c \{d(x, \gamma(b))\}$ and the inequality is strict as long as $x \in B_{r_0}(p_0) \setminus \gamma$.

Assume that Condition (i) holds. For any $a, b \in (t_0, t_1)$ and for any $s \in (0, 1)$, we get

$$\begin{aligned} F^c \{\gamma((1-s)a + sb)\} &= \int \rho_c \{d(X, \gamma((1-s)a + sb))\} dP \\ &= \int_{B_{r_0}(p_0)} \rho_c \{d(x, \gamma((1-s)a + sb))\} dP_X(x) \\ &= \int_{B_{r_0}(p_0) \setminus \gamma} \rho_c \{d(x, \gamma((1-s)a + sb))\} dP_X(x) \\ &\quad + \int_{\gamma} \rho_c \{d(x, \gamma((1-s)a + sb))\} dP_X(x) \\ &< (1-s) \int_{B_{r_0}(p_0)} \rho_c \{d(x, \gamma(a))\} dP_X(x) + s \int_{B_{r_0}(p_0)} \rho_c \{d(x, \gamma(b))\} dP_X(x) \\ &= (1-s) \int \rho_c \{d(X, \gamma(a))\} dP + s \int \rho_c \{d(X, \gamma(b))\} dP. \end{aligned} \tag{B.3}$$

Thus, the objective function $t \mapsto F^c(\gamma(t))$ is strictly convex.

Still assuming that Condition (i) holds, suppose now that the population Huber mean is not unique, and that m_0 and m'_0 are two distinct population Huber means with respect to P_X ; that is, m_0 and m'_0 are both minimizers of F^c . Since $m_0, m'_0 \in B_r(p_0)$, a strongly convex set, there exists a geodesic γ connecting $m_0 = \gamma(s_0)$ and $m'_0 = \gamma(s_1)$ (for some $s_0 < s_1$). Under Condition (i), the function $t \mapsto F^c(\gamma(t))$ is strictly convex on $B_r(p_0)$, which contradicts

to the hypothesis of two distinct Huber means. Therefore, the Huber mean is unique.

Let us now assume that Condition (ii) holds. Let γ be the geodesic γ_X given in Condition (ii), so that $P(X \in M \setminus \gamma) = 0$. Then, calculations similar to (B.3) leads that the function $t \mapsto F^c(\gamma(t))$ is convex (but it may not be strictly convex).

Suppose again that both m_0 and m'_0 minimize F^c (while choosing m_0 as in Condition (ii)), and let γ be the geodesic connecting $m_0 = \gamma(s_0)$ and $m'_0 = \gamma(s_1)$ for some $t_0 < s_0 < s_1 < t_1$. Since $t \mapsto F^c(\gamma(t))$ is convex, every point on the geodesic segment from m_0 to m'_0 is also a minimizer of F^c . That is, for all $t \in [s_0, s_1]$,

$$F^c(\gamma(t)) = F^c(\gamma(s_0)) = F^c(\gamma(s_1)) = \min_{t \in (t_0, t_1)} F^c(\gamma(t)). \quad (\text{B.4})$$

The equation above requires that the derivative of $F^c(\gamma(t))$ is constant (in fact, it is zero) for $t \in [s_0, s_1]$. We shall show that this can not happen under Condition (ii).

Assume without loss of generality that γ is a unit speed geodesic. For simplicity, let Y be a random variable, having values on (t_0, t_1) , defined by $Y = \gamma^{-1}(X)$ if $X \in \gamma$ and is $(t_0 + t_1)/2$ if $X \notin \gamma$. (Recall that under Condition (ii), $P(X \notin \gamma) = 0$.) Write G for the cumulative distribution function of the push-forward measure $P_X \circ \gamma$. Then

$$\begin{aligned} F^c(\gamma(t)) &= \int_{B_{r_0}(p_0)} \rho_c\{d(x, \gamma(t))\} dP_X(x) \\ &= \int_{\gamma} \rho_c\{d(x, \gamma(t))\} dP_X(x) \\ &= \int_{(t_0, t_1)} \rho_c(|y - t|) dG(y). \end{aligned}$$

Moreover, for any $t \in (t_0, t_1)$, we have

$$\begin{aligned} \frac{\partial}{\partial t} F^c(\gamma(t)) &= \int_{(t_0, t_1)} \frac{\partial}{\partial t} \rho_c(|y - t|) dG(y) \\ &= 2 \int_{(t_0, t_1)} (t - y) 1_{|y-t| \leq c} + c \cdot \text{sgn}(t - y) 1_{|y-t| > c} dG(y), \end{aligned}$$

where $\text{sgn}(x) = 1$ for $x \geq 0$, -1 for $x < 0$. Pick an $0 < h < \min\{c, s_1 - s_0\}$, and let $s = s_0 + h$. Condition (ii) leads that, for this choice of s , $P(d(X, \gamma(s)) \leq c) = P(s - c \leq Y \leq s + c) > 0$. Thus, at least one of the following is true:

$$P(s - c \leq Y \leq s) > 0, \quad (\text{B.5})$$

$$P(s \leq Y \leq s + c) > 0. \quad (\text{B.6})$$

Suppose that (B.5) is true. It can be checked that

$$\begin{aligned}
& \frac{\partial}{\partial t} \Big|_{t=s} F^c(\gamma(t)) - \frac{\partial}{\partial t} \Big|_{t=s-h} F^c(\gamma(t)) \\
&= 2 \int_{[s-c-h, s-c)} y - (s-c-h) dG(y) + 2 \int_{[s-c, s+c-h)} hdG(y) \\
&+ 2 \int_{(s+c-h, s+c)} (s+c) - y dG(y) \\
&\geq 2h \cdot P(s-c \leq Y \leq s+c-h) \\
&\geq 2h \cdot P(s-c \leq Y \leq s) \\
&> 0.
\end{aligned}$$

Hence, the derivative of $F^c(\gamma(t))$ is not constant, which contradicts to (B.4).

Suppose now that (B.6) is true. For this case, we have

$$\begin{aligned}
\frac{\partial}{\partial t} \Big|_{t=s+h} F^c(\gamma(t)) - \frac{\partial}{\partial t} \Big|_{t=s} F^c(\gamma(t)) &\geq 2h \cdot P(s-c+h \leq Y \leq s+c) \\
&\geq 2h \cdot P(s \leq Y \leq s+c) \\
&> 0,
\end{aligned}$$

which also contradicts to (B.4). In either case, the Huber mean must be unique.

Case III ($c = 0$). Let γ be any geodesic on M and let $\infty \leq t_0 < t_1 \leq \infty$ be as specified in the proof for Case II. Note that for the case where $c = 0$, $\rho_0\{d(x, \gamma(t))\} = d(x, \gamma(t))$.

For $x \in B_{r_0}(p_0) \setminus \gamma$, $\frac{\partial^2}{\partial t^2} d(x, \gamma(t)) > 0$ for any $t \in (t_0, t_1)$, thus the function $t \mapsto d(x, \gamma(t))$ is strictly convex on (t_0, t_1) . If $x = \gamma(t')$ for some $t' \in (t_0, t_1)$, then the second derivative of the distance function is not defined at t' , but it can be checked that the function $d(x, \gamma(\cdot))$ is convex on (t_0, t_1) . Therefore, assuming that Condition (i) holds, a calculation similar to (B.3) yields that the objective function is strictly convex along any geodesic. An argument similar to the proof for Case II shows that the geometric median is unique.

Assume now that Condition (ii) holds. Suppose that the population Huber mean (i.e., the geometric median) is not unique, and that m_0 and m'_0 are two distinct medians. Let γ be the geodesic connecting $m_0 = \gamma(s_0)$ and $m'_0 = \gamma(s_1)$. Since $d(x, \gamma(\cdot))$ is convex on (t_0, t_1) , $\gamma(t)$ must be a median for all $t \in [s_0, s_1]$. This leads that, using the notation introduced in the proof of Case II,

$$[s_0, s_1] \subset G^{-1}\left(\frac{1}{2}\right) := \left\{t \in \mathbb{R} : G(t) = \frac{1}{2}\right\}. \quad (\text{B.7})$$

However, Condition (ii) also states that $P(Y \in (s, s+\epsilon)) > 0$ for any $s \in [s_0, s_1]$ and for any $\epsilon > 0$, thus G must be an increasing function on $[s_0, s_1]$. This contradicts to (B.7). Thus, the geometric median must be unique.

Proof for Part (b). Let γ be any geodesic on M and let $\infty \leq t_0 < t_1 \leq \infty$ be as specified in the proof for Part (a), Case II. Since $\tilde{\rho}_c(\cdot)$ is smooth for any $c \in (0, \infty)$, we obtain that, for any $x \in B_{r_0}(p_0)$ and $t \in (t_0, t_1)$

$$\begin{aligned}\tilde{\rho}_c\{d(x, \gamma(t))\} &= 2c^2 \left(\sqrt{1 + \frac{(x, \gamma(t))}{c^2}} - 1 \right), \\ \frac{\partial}{\partial t} \tilde{\rho}_c\{d(x, \gamma(t))\} &= \frac{c \frac{\partial}{\partial t} d^2(x, \gamma(t))}{\sqrt{d^2(x, \gamma(t)) + c^2}}, \text{ and} \\ \frac{\partial^2}{\partial t^2} \tilde{\rho}_c\{d(x, \gamma(t))\} &= c \left[\frac{\frac{\partial^2}{\partial t^2} d^2(x, \gamma(t)) \{d^2(x, \gamma(t)) + c^2\} + \frac{1}{2} \left\{ \frac{\partial}{\partial t} d^2(x, \gamma(t)) \right\}^2}{\{d^2(x, \gamma(t)) + c^2\}^{3/2}} \right].\end{aligned}$$

Since $\frac{\partial^2}{\partial t^2} d^2(x, \gamma(t)) > 0$, it holds that $\frac{\partial^2}{\partial t^2} \tilde{\rho}_c\{d(x, \gamma(t))\} > 0$, which implies that the function $t \mapsto \tilde{\rho}_c\{d(x, \gamma(t))\}$ is strictly convex. Therefore, an argument similar to Part (a), Case II under Condition (i), is used to yield the desired result. \square

B.2.5. Proof of Corollary 2

Proof of Corollary 2. We begin with a proof for Part (a).

Case I ($c \in (0, \infty]$). Suppose that Condition (i) holds. By replacing P_X with P_n in Theorem 2, the sample Huber mean is unique.

Next, suppose that Condition (ii) holds. Denote $(x_{(1)}, x_{(2)}, \dots, x_{(n)})$ by the order statistics of (x_1, x_2, \dots, x_n) along the geodesic γ_X for $n = 2k + 1$ ($k \geq 0$). Parametrize γ_X by arc-length, and denote $\gamma_X : [0, \ell] \rightarrow M$. There exist $0 = t_1 \leq t_2 \leq \dots \leq t_{2k+1} = \ell$ such that for all $1 \leq i \leq (2k + 1)$, $\gamma_X(t_i) = x_{(i)}$. It is obvious that $E_n^{(c)}$ lies in γ_X (cf. Lemma 5). With abusing of notation, we write $F_n^c(\gamma_X(t))$ by $F_n^c(t) = \sum_{i=1}^n \rho_c(|t - t_i|)$ for $0 \leq t \leq \ell$. Since $\frac{\partial F_n^c(t)}{\partial t}|_{t=t_0} < 0$ for any $t \in (0, (t_{k+1} - c) \vee 0)$ and $F_n^c(\cdot)$ is continuous on $[0, (t_{k+1} - c) \vee 0]$, $F_n^c(\cdot)$ is strictly decreasing on $[0, (t_{k+1} - c) \vee 0]$. Similarly, since $\frac{\partial F_n^c(t)}{\partial t}|_{t=t_0} > 0$ for any $t_0 \in ((t_{k+1} + c) \wedge \ell, \ell]$ and $F_n^c(\cdot)$ is continuous on $[(t_{k+1} + c) \wedge \ell, \ell]$, $F_n^c(\cdot)$ is strictly increasing on $[(t_{k+1} + c) \wedge \ell, \ell]$. Hence, it follows that $E_n^{(c)} \subseteq \gamma_X[(t_{k+1} - c) \vee 0, (t_{k+1} + c) \wedge \ell]$. Since $F_n^c(t) = \sum_{1 \leq i \leq n, i \neq k+1} \rho_c(|t - t_i|) + (t - t_{k+1})^2$ is strictly convex for $t \in [(t_{k+1} - c) \vee 0, (t_{k+1} + c) \wedge \ell]$ (owing to the fact that $t \mapsto \rho_c(|t - t_i|)$ is convex for all $1 \leq i \leq n$, $i \neq k + 1$ and $t \mapsto (t - t_{k+1})^2$ is strictly convex), the minimizer of F_n^c is unique.

Lastly, suppose that Condition (iii) holds. In this case, $n = 2k$ for an integer $n \geq 1$, and $F_n^c(t) = \sum_{i=1}^{2k} \rho_c(|t - t_i|)$ together with $t_{k+1} - t_k \leq 2c$. It is easy to check that $\frac{\partial F_n^c(t)}{\partial t}|_{t=t_0} < 0$ for any $t_0 \in (0, (\frac{t_k + t_{k+1}}{2} - c) \vee 0)$ and $F_n^c(\cdot)$ is continuous on $[0, (\frac{t_k + t_{k+1}}{2} - c) \vee 0]$. In turn, $F_n^c(\cdot)$ is strictly decreasing on $[0, (\frac{t_k + t_{k+1}}{2} - c) \vee 0]$. Similarly, since $\frac{\partial F_n^c(t)}{\partial t}|_{t=t_0} > 0$ for any $t_0 \in ((\frac{t_k + t_{k+1}}{2} + c) \wedge \ell, \ell]$ and $F_n^c(\cdot)$ is continuous on $[(\frac{t_k + t_{k+1}}{2} + c) \wedge \ell, \ell]$, $F_n^c(\cdot)$ is strictly increasing on $[(\frac{t_k + t_{k+1}}{2} + c) \wedge \ell, \ell]$. That is, $E_n^{(c)} \subseteq \gamma_X[(\frac{t_k + t_{k+1}}{2} - c) \vee 0, (\frac{t_k + t_{k+1}}{2} + c) \wedge \ell]$. The

condition, $t_{k+1} - t_k \leq 2c$, implies that $t_{k+1} - \frac{t_{k+1}+t_k}{2}$, $\frac{t_{k+1}+t_k}{2} - t_k \leq c$. We note that $F_n^c(t) = \sum_{i=1}^{2k} \rho_c(|t - t_i|)$ is strictly convex for $t \in [(\frac{t_k+t_{k+1}}{2} - c) \vee 0, \frac{t_k+t_{k+1}}{2}]$ because $\rho_c(|t - t_k|) = (t - t_k)^2$ is strictly convex on the closed interval. Similarly, $F_n^c(t) = \sum_{i=1}^{2k} \rho_c(|t - t_i|)$ is strictly convex for $t \in [\frac{t_k+t_{k+1}}{2}, (\frac{t_k+t_{k+1}}{2} + c) \wedge \ell]$ since $\rho_c(|t - t_k|) = (t - t_k)^2$ is strictly convex on the closed interval. Moreover, $F_n^c(t)$ is smooth at $t = \frac{t_k+t_{k+1}}{2}$. Using these facts, we obtain that $\frac{F_n^c(u)}{\partial u}|_{u=t}$ is strictly increasing for $t \in ((\frac{t_k+t_{k+1}}{2} - c) \vee 0, (\frac{t_k+t_{k+1}}{2} + c) \wedge \ell)$. Therefore, $F_n^c(t) = \sum_{i=1}^{2k} \rho_c(|t - t_i|)$ is strictly convex for $t \in [(\frac{t_k+t_{k+1}}{2} - c) \vee 0, (\frac{t_k+t_{k+1}}{2} + c) \wedge \ell]$, implying that the minimizer of F_n^c is unique.

Case II ($c = 0$). We use the same notation in Case I, i.e., $F_n^0(t) = \sum_{i=1}^n |t - t_i|$. Suppose that Condition (i) holds. By replacing P_X with P_n in Theorem 2, the sample geometric median is unique.

Next, suppose that Condition (ii) holds. Denote $n = 2k + 1$ for some integer $k \geq 0$. It directly follows that $\frac{\partial F_n^0(t)}{\partial t}|_{t=t_0} < 0$ for any $t_0 \in (0, t_{k+1}) \setminus \{t_1, t_2, \dots, t_k\}$. By an application of the Goldowsky-Tonelli theorem [29], we obtain that $F_n^0(t)$ is strictly decreasing for $t \in [0, t_{k+1}]$. Similarly, it is easy to check that $\frac{\partial F_n^0(t)}{\partial t}|_{t=t_0} > 0$ for any $t_0 \in (t_{k+1}, t_{2k+1}) \setminus \{t_{k+2}, t_{k+3}, \dots, t_{2k-1}, t_{2k}\}$. By an application of the Goldowsky-Tonelli theorem again, we have $F_n^0(t)$ is strictly increasing for $t \in [t_{k+1}, t_{2k+1}]$. Combining these facts, we obtain that $F_n^0(t)$ is minimized only at $t = t_{k+1}$.

Lastly, suppose that Condition (iii) holds. Denote $n = 2k$ for some integer $n \geq 1$. Since $c = 0$, we have $t_k = t_{k+1}$. By the same argument on the case where Condition (iii) holds, it is easy to see that $F_n^0(t)$ is minimized only at $t = t_k (= t_{k+1})$.

Proof for Part (b). Replacing P_X by P_n in Theorem 2(b), we obtain the desired result. \square

B.3. Examples of non-unique Huber means

When Assumption (A2) is violated, the Huber mean is not unique in general. For instance, when P_X is the uniform distribution on $M = S^k$, each point on S^k is the population Huber mean with respect to P_X , thereby not ensuring the uniqueness of Huber means. One may be strongly tempted to impose the weaker restriction, $0 < r \leq \frac{1}{2} \min\{\frac{\pi}{\sqrt{\Delta}}, r_{\text{inj}}(M)\}$, on Assumption (A2). In this case, however, the uniqueness of Huber means is generally not guaranteed. For example, we suppose that $M = S^2$ (i.e., $\Delta = 1$) and three points are symmetrically positioned on the equator of S^2 . If P_X is equally distributed on the three points, the number of Huber means with respect to P_X is at least two by symmetry, not ensuring the uniqueness of Huber means. Here, we call $r_0 (= r_{\text{uni}}(c))$ in Assumption (A2) as the *uniqueness radius* of c . That is, $r_{\text{uni}}(c) = \frac{\pi}{2\sqrt{\Delta}}$ when $\frac{\pi}{\sqrt{\Delta}} \leq c \leq \infty$ and $r_{\text{uni}}(c) = \frac{\pi}{4\sqrt{\Delta}}$ when $0 \leq c < \frac{\pi}{\sqrt{\Delta}}$. For the case where $\frac{\pi}{\sqrt{\Delta}} \leq c \leq \infty$, the uniqueness radius is optimal in the sense that, if the radius is

enlarged a little bit, then the uniqueness of Huber means does not hold. (Consider the case where $M = S^2$ and three points with equal mass are symmetrically positioned on the equator of S^2 .) On the other hand, it seems that $\frac{\pi}{4\sqrt{\Delta}}$ may not be optimal values for the uniqueness radius of c for all $0 \leq c \leq \frac{1}{\sqrt{\Delta}}$. While an accurate investigation on $r_{\text{uni}}(c)$ for $0 \leq c < \frac{\pi}{\sqrt{\Delta}}$ is still an open problem, the uniqueness radius for $0 \leq c \leq \frac{1}{\sqrt{\Delta}}$ is not enlarged to be $\frac{\pi}{2\sqrt{\Delta}}$ (see Remark 1).

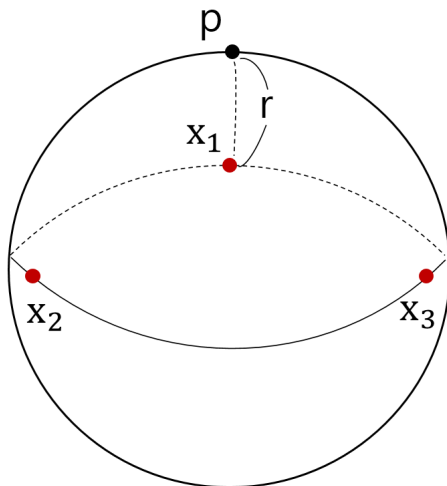


FIGURE 8. Let p be the north pole of S^2 . Suppose that $\text{supp}(P_X) = \{x_1, x_2, x_3\}$. The three points x_1, x_2 and x_3 are symmetrically positioned with respect to p and the equator of S^2 . P_X is equally distributed on the three points. If we choose $r \simeq 0.4975\pi$, then the four points, p, x_1, x_2 , and x_3 , may minimize F^1 . Accordingly, the population Huber means for $c = 1$ with respect to P_X is not unique.

Remark 1 (Adapted from Remark 2.4 in [1]). Suppose that $M = S^2$ with the usual metric, i.e., $\Delta = 1$. We now construct an example where $r_{\text{uni}}(1)$ cannot be enlarged to be $\frac{\pi}{2\sqrt{\Delta}}$. For any $c \in [0, \frac{1}{\sqrt{\Delta}}]$, similar examples can be made. (For the case where $c = 0$, refer to Remark 2.4 in [1]). Let p be the north pole and $r \in (0, \frac{\pi}{2}]$. Three points, $x_1, x_2, x_3 \in S^2$, are positioned so that $d(p, x_1) = d(p, x_2) = d(p, x_3) = r$ and the three points are symmetrically positioned with respect to p and the equator of S^2 (see Figure 8). Suppose that P_X is equally distributed on the three points. If the Huber mean for $c = 1$ with respect to P_X is unique, the possible candidate of the Huber mean is only p by symmetry. However, if we choose $r \simeq 0.4975\pi$, then $F^1(p) = F^1(x_1) = F^1(x_2) = F^1(x_3)$ by elementary calculations of spherical geometry. In this case, the uniqueness of Huber mean for $c = 1$ is violated, and $r_{\text{uni}}(1)$ cannot be enlarged to be $\frac{\pi}{2}$.

B.4. Proof for Section 3.2

B.4.1. Proof of Proposition 2

To prove that the sample Huber mean is unbiased under regularity conditions, we need a set of lemmas, as stated next.

Lemma 4. *Suppose that Condition (C1) is satisfied. For a given $c \in [0, \infty]$ and an integer $n \geq 1$, the sample Huber mean $m_n^c(X_1, X_2, \dots, X_n)$ is a random variable.*

Proof of Lemma 4. Note that X_1, X_2, \dots, X_n are already random variables having the distribution P_X on M . Due to Corollary 2, the function of sample Huber mean

$$m_n^c : M^n \rightarrow M, \quad (x_1, x_2, \dots, x_n) \mapsto m_n^c(x_1, x_2, \dots, x_n)$$

is well-defined for any (x_1, x_2, \dots, x_n) for which x_1, x_2, \dots, x_n do not lie in a single geodesic on M . It is easy to see that $m_n^c(\mathbf{x})$ is continuous at $\mathbf{x} = (x_1, x_2, \dots, x_n) \in M^n$, with respect to the usual product topology in M^n , for which the sample points x_1, x_2, \dots, x_n do not lie in a single geodesic on M . Since P_X does not degenerate to any single geodesic due to Condition (ii) in (C1), X_1, X_2, \dots, X_n do not lie in a single geodesic with probability 1. Therefore, we obtain that $m_n^c(X_1, X_2, \dots, X_n)$ is a random variable. \square

Lemma 5. *For a given $c \in [0, \infty]$, suppose that P_X satisfies Assumption (A1). Suppose further that there exists $p \in M$ such that $\text{supp}(P_X) \subseteq B_r(p)$ where $r = \frac{1}{2} \min\{\frac{\pi}{2\sqrt{\Delta}}, r_{\text{inj}}(M)\}$ (which may be infinite). Then, $E^{(c)}$ is contained in the closure of the convex hull of $\text{supp}(P_X)$, and $E_n^{(c)}$ is contained the closure of the convex hull of $(X_i)_{i=1}^n$. That is,*

$$E^{(c)} \subseteq \overline{\text{conv}\{\text{supp}(P_X)\}} \quad \text{and} \quad E_n^{(c)} \subseteq \overline{\text{conv}\{(X_i)_{i=1}^n\}},$$

where $\text{conv}\{A\}$ refers to the convex hull of a subset A ($\subset M$) which is the smallest strongly convex set containing A .

In Lemma 5, note that $\text{conv}\{\text{supp}(P_X)\}$ exists, and $\text{conv}\{(X_i)_{i=1}^n\}$ exists with probability 1, since P_X is contained in a strongly convex ball $B_r(p)$.

The following lemma below gives information about the dispersion of $P_{m_n^c}$.

Lemma 6. *Suppose that Condition (C1) is satisfied. For a given $c \in [0, \infty]$ and a finite sample size $n \geq 1$, $P_{m_n^c}$ has a finite variance.*

Proof of Lemma 6. Let $c \in [0, \infty]$ and $n \geq 1$ be a fixed integer. Due to Theorem 2 and Corollary 2, m_n^c exists and is unique with probability 1. By application of Lemma 5, with probability 1 $m_n^c \in \overline{\text{conv}\{(X_i)_{i=1}^n\}}$. Hence, we obtain that, with probability 1

$$d(\mu, m_n^c) \leq \max_{1 \leq i \leq n} \{d(\mu, X_i)\} =: d(\mu, X_{(n)}).$$

Utilizing the above inequality, we have

$$\int d^2(\mu, m_n^c) dP \leq \int d^2(\mu, X_{(n)}) dP \leq n \int d^2(\mu, X_1) dP < \infty,$$

where the second inequality holds by an application of Theorem 3.1 in [59]. \square

By an application of Lemma 6, $P_{m_n^c}$ satisfies Assumption (A1). In turn, the existence of the population Huber mean for c with respect to $P_{m_n^c}$ is guaranteed. The next lemma gives information about where the population Huber mean is exactly located.

Lemma 7. *Suppose that Condition (C1) is satisfied. For a given $c \in [0, \infty]$ and a finite sample size $n \geq 1$, $P_{m_n^c}$ is geodesically symmetric with respect to μ which is specified in (C1).*

It is not difficult to show that Lemma 7 holds by utilizing the isometric equivariance of Huber means (cf. Lemma 10).

Proof of Proposition 2. We begin with a proof for part (a).

Let $c \in [0, \infty]$ be a prespecified constant, and $n \geq 1$ be a fixed integer. Since P_X has a finite variance due to Condition (ii) in (C1), P_X satisfies Assumption (A1). By an application of Theorems 1 and 2, the population Huber mean with respect to P_X for c , denoted by m_0^c , exists and is unique. We note that X and $s_\mu(X)$ have the same distribution on M , i.e., $s_\mu(X) \stackrel{d}{=} X$. Since the population Huber mean with respect to P_X is isometric-equivariant (cf. Lemma 10), $s_\mu(m_0^c)$ is a unique population Huber mean for c with respect to $P_{s_\mu(X)}$ ($= P_X$), leading to

$$s_\mu(m_0^c) = m_0^c. \quad (\text{B.8})$$

Since $E^{(c)} \subseteq B_r(\mu)$ due to Lemma 3, $E^{(c)}$ ($= \{m_0^c\}$) lies in the strongly convex ball $B_r(\mu)$. Assume that $m_0^c \neq \mu$. Then, there is a unique length-minimizing (minimal) geodesic γ joining μ and m_0^c . Denote $\tilde{\gamma}$ by the reverse geodesic of γ through μ . Since the geodesic symmetry s_μ reverses γ , the geodesic $\tilde{\gamma}$ connects the μ and $s_\mu(m_0^c)$. Consider an attached geodesic of γ and $\tilde{\gamma}$, denoted by $\tilde{\gamma} \cup \gamma$, joining m_0^c , μ , and $s_\mu(m_0^c)$ in order. In turn, the attached geodesic becomes the length-minimizing geodesic connecting $s_\mu(m_0^c)$ and m_0^c (since the three points $s_\mu(m_0^c)$, μ , and m_0^c lie in the strongly convex ball $B_r(\mu)$), which implies that

$$d(m_0^c, s_\mu(m_0^c)) = 2d(\mu, m_0^c) > 0.$$

It is a contradiction to (B.8), thereby leading to $m_0^c = \mu$. Since c was arbitrarily chosen, the population Huber means for any choice of $c \in [0, \infty]$ are equal to μ , as desired.

Proof for part (b). Let $c \in [0, \infty]$ be prespecified and $n \geq 1$ be a fixed integer. By an application of Lemma 4, $m_n^c(X_1, X_2, \dots, X_n)$ is a random variable. Hence, the distribution (law) of m_n^c , denoted by $P_{m_n^c}$, is well-defined. By an application of Lemma 6, $P_{m_n^c}$ satisfies Assumption (A1); thus, the population Fréchet mean

with respect to $P_{m_n^c}$ exists by an application of Theorem 1. Moreover, since $P_{m_n^c}$ is geodesically symmetric with respect to μ owing to Lemma 7, the population Fréchet mean with respect to $P_{m_n^c}$ equals μ by an application of Proposition 2(a). Because μ is the same as the population Huber mean for c with respect to P_X by an application of Proposition 2(a) again, the population Fréchet mean with respect to $P_{m_n^c}$ equals the population Huber mean for c with respect to P_X , meaning that the sample Huber mean for c is unbiased. Furthermore, it immediately follows that the sample Huber mean for c is an unbiased estimator of μ . \square

B.5. Proof for Section 3.3

B.5.1. Proof of Proposition 3

Proof of Proposition 3. For any $m_1, m_2 \in \overline{B_{r'}(p_0)}$, by the mean-value theorem, we have

$$\left\| \frac{\text{grad}\tilde{F}_n^c(m_1) - \Gamma_{m_2 \rightarrow m_1}\{\text{grad}\tilde{F}_n^c(m_2)\}}{d(m_1, m_2)} \right\| \leq \sup_{p \in \overline{B_{r'}(p_0)}} \|\text{Hess}\tilde{F}_n^c(p)\|_{\text{op}} = L_c,$$

where the norm on the left denotes the Euclidean norm in $T_x M \cong \mathbb{R}^k$ and the norm on the right, $\|\cdot\|_{\text{op}}$, stands for the operator norm. Hence, the gradient Lipschitz continuity of \tilde{F}_n^c holds on $B_{r'}(p_0)$. By applying Theorem 3⁶ in [25], we obtain that $m_k \xrightarrow[k \rightarrow \infty]{} m_n^c$ and $\tilde{F}_n^c(m_k) - \tilde{F}_n^c(m_n^c) = O(1/k)$. It means that the iteration complexity is $O(1/\epsilon)$ to achieve $\tilde{F}_n^c(m_k) - \tilde{F}_n^c(m_n^c) < \epsilon$. So, the convergence rate is linear. \square

B.6. Proofs for Section 3.4

B.6.1. Proof of Theorem 3

Proof of Theorem 3. In the case of $c = \infty$, Theorem 3 has been proved by an application of Theorems A.3 and A.4 in [36]. For this reason, assume $c \in [0, \infty)$. Step I. We shall show that, with probability 1

$$\bigcap_{n=1}^{\infty} \overline{\bigcup_{k=n}^{\infty} E_k^{(c)}} \subseteq E^{(c)}. \quad (\text{B.9})$$

If the left-hand side of (B.9) is empty, clearly (B.9) holds. Suppose now that $\bigcap_{n=1}^{\infty} \overline{\bigcup_{k=n}^{\infty} E_k^{(c)}} \neq \emptyset$. Let $\{p_1, p_2, \dots\}$ be a countable dense subset of M . (The data space M is assumed to be separable in Section 2.1.) There exists a sequence of

⁶This is the exact point where the lower boundedness of sectional curvatures ($\delta > -\infty$) is needed.

events $(A_k)_{k \geq 1}$ such that for any $k \geq 1$ $P(A_k) = 1$ and if A_k has occurred then it holds that

$$\frac{1}{n} \sum_{i=1}^n \rho_c\{d(X_i, p_k)\} \xrightarrow{n \rightarrow \infty} \int \rho_c\{d(X, p_k)\} dP.$$

Let $A := \bigcap_{k=1}^{\infty} A_k$. Then $P(A) = 1$. If A has occurred, for any $k \geq 1$

$$\frac{1}{n} \sum_{i=1}^n \rho_c\{d(X_i, p_k)\} \xrightarrow{n \rightarrow \infty} \int \rho_c\{d(X, p_k)\} dP,$$

where it holds by the strong law of large numbers. We wish to show that

$$P\left(\frac{1}{n} \sum_{i=1}^n \rho_c\{d(X_i, p)\} \xrightarrow{n \rightarrow \infty} \int \rho_c\{d(X, p)\} dP \text{ for all } p \in M\right) = 1.$$

For any $p \in M$, there exists a sequence $(p_{k_u})_{u \geq 1}$ such that $p_{k_u} \xrightarrow{u \rightarrow \infty} p$.

$$\frac{1}{n} \sum_{i=1}^n \rho_c\{d(X_i, p)\} = \frac{1}{n} \sum_{i=1}^n \rho_c\{d(X_i, p_{k_u})\} + \frac{1}{n} \sum_{i=1}^n [\rho_c\{d(X_i, p)\} - \rho_c\{d(X_i, p_{k_u})\}]. \quad (\text{B.10})$$

ρ_c has a Lipschitz constant $2c \vee 1$. In view of the triangle inequality,

$$\begin{aligned} \left| \frac{1}{n} \sum_{i=1}^n [\rho_c\{d(X_i, p)\} - \rho_c\{d(X_i, p_{k_u})\}] \right| &\leq \frac{(2c \vee 1)}{n} \sum_{i=1}^n |d(X_i, p) - d(X_i, p_{k_u})| \\ &\leq (2c \vee 1) d(p, p_{k_u}) \\ &\xrightarrow{u \rightarrow \infty} 0 \end{aligned}$$

By taking $\limsup_{n \rightarrow \infty}$, $\liminf_{n \rightarrow \infty}$ to (B.10) respectively, with probability 1

$$\begin{aligned} \limsup_{n \rightarrow \infty} \frac{1}{n} \sum_{i=1}^n \rho_c\{d(X_i, p)\} &\leq \int \rho_c\{d(X, p)\} dP + (2c \vee 1) d(p, p_{k_u}), \\ \liminf_{n \rightarrow \infty} \frac{1}{n} \sum_{i=1}^n \rho_c\{d(X_i, p)\} &\geq \int \rho_c\{d(X, p)\} dP - (2c \vee 1) d(p, p_{k_u}). \end{aligned}$$

Taking $\lim_{u \rightarrow \infty}$ to the above inequalities, we have

$$P\left(\frac{1}{n} \sum_{i=1}^n \rho_c\{d(X_i, p)\} \xrightarrow{n \rightarrow \infty} \int \rho_c\{d(X, p)\} dP \text{ for all } p \in M\right) = 1.$$

Suppose now that $p' \in \overline{\bigcap_{n=1}^{\infty} \bigcup_{k=n}^{\infty} E_k^{(c)}}$. By an application of Lemma 1, there exists a sequence of points $p_{k_\ell} \in E_{k_\ell}^{(c)}$ such that $p_{k_\ell} \xrightarrow{\ell \rightarrow \infty} p'$. For each ℓ , with probability 1

$$\frac{1}{k_\ell} \sum_{i=1}^{k_\ell} \rho_c\{d(X_i, p)\} \geq \frac{1}{k_\ell} \sum_{i=1}^{k_\ell} \rho_c\{d(X_i, p_{k_\ell})\} \text{ for all } p \in M. \quad (\text{B.11})$$

Taking $\liminf_{\ell \rightarrow \infty}$ to (B.11), we obtain that, with probability 1, for all $p \in M$

$$\begin{aligned} \int \rho_c\{d(X, p)\}dP &\geq \lim_{\ell \rightarrow \infty} \frac{1}{k_\ell} \sum_{i=1}^{k_\ell} \rho_c\{d(X_i, p')\} \\ &\quad + \liminf_{\ell \rightarrow \infty} \frac{1}{k_\ell} \sum_{i=1}^{k_\ell} [\rho_c\{d(X_i, p_{k_\ell})\} - \rho_c\{d(X_i, p')\}]. \end{aligned} \tag{B.12}$$

In view of the triangle inequality,

$$\begin{aligned} \frac{1}{k_\ell} \sum_{i=1}^{k_\ell} |\rho_c\{d(X_i, p_{k_\ell})\} - \rho_c\{d(X_i, p')\}| &\leq \frac{(2c \vee 1)}{k_\ell} \sum_{i=1}^{k_\ell} [d(X_i, p_{k_\ell}) - d(X_i, p')] \\ &\leq (2c \vee 1)d(p_{k_\ell}, p') \\ &\xrightarrow{\ell \rightarrow \infty} 0. \end{aligned} \tag{B.13}$$

Combining (B.12) and (B.13), we obtain that with probability 1

$$\int \rho_c\{d(X, p)\}dP \geq \int \rho_c\{d(X, p')\}dP \quad \text{for all } p \in M.$$

It means that $p' \in \overline{E^{(c)}}$ with probability 1. Since $p' \in \overline{\bigcap_{n=1}^\infty \bigcup_{k=n}^\infty E_k^{(c)}}$ was arbitrarily chosen, $\bigcap_{n=1}^\infty \bigcup_{k=n}^\infty E_k^{(c)} \subseteq E^{(c)}$ with probability 1.

Step II. We shall show that, with probability 1, for any $\epsilon > 0$ there exists $n_0 \geq 1$ such that

$$\bigcup_{k=n_0}^\infty E_k^{(c)} \subseteq \{p \in M : d(p, E^{(c)}) \leq \epsilon\}. \tag{B.14}$$

The proof of (B.14) follows those of Theorem A.4 in [36] and Lemma B.18 in [43]. By Proposition 1, there exists a compact set $K_c \subseteq M$ such that $E^{(c)} \subset K_c$. There exist $p_0 \in M, r > 0$ such that $K_c \subseteq K := \{p \in M : d(p_0, p) \leq r\}$. Under the probability 1 event that (B.9) occurs, every accumulation point of $\bigcup_{k=1}^\infty E_k^{(c)}$ lies in $E^{(c)}$ (since $E^{(c)}$ is sequentially compact by Proposition 1). Define a sequence $a_n = \sup_{m \in E_n^{(c)}} d(m, E^{(c)})$. Under (B.9) occurs, $a_n \xrightarrow{n \rightarrow \infty} 0$ yields $a_n \xrightarrow{n \rightarrow \infty} \infty$. In short, there are only two cases either $a_n \xrightarrow{n \rightarrow \infty} 0$ or $a_n \xrightarrow{n \rightarrow \infty} \infty$ with probability 1. We will exclude the case $a_n \xrightarrow{n \rightarrow \infty} \infty$.

Suppose that $a_n \xrightarrow{n \rightarrow \infty} \infty$. Choose a sequence of points $m_n \in E_n^{(c)}$ such that $a_n(1 - \frac{1}{n}) \leq d(m_n, E^{(c)}) \leq a_n$. Since $a_n \xrightarrow{n \rightarrow \infty} \infty$, $d(m_n, E^{(c)}) \xrightarrow{n \rightarrow \infty} \infty$. Recall that $E^{(c)} \subset K$. For each $x \in K$,

$$\begin{aligned} d(m_n, E^{(c)}) &= d(m_n, m') \\ &\leq d(m_n, x) + d(x, m_x) + d(m_x, m') \\ &\leq d(m_n, x) + d(x, p_0) + d(p_0, m_x) + d(m_x, p_0) + d(p_0, m') \\ &\leq d(m_n, x) + 4r, \end{aligned}$$

where each of $m_x, m' \in E^{(c)}$ is a point satisfying

$$d(x, m_x) = \min_{m \in E^{(c)}} d(x, m) \quad \text{and} \quad d(m_n, m') = \min_{m \in E^{(c)}} d(m_n, m),$$

respectively. (Note that $E^{(c)}$ is compact by Proposition 1.) That is, $d(m_n, x) \geq d(m_n, E^{(c)}) - 4r$. Hence, $d(m_n, E^{(c)}) \xrightarrow{n \rightarrow \infty} \infty$ gives rise to

$$\exists (C_n)_{n \geq 1} \text{ with } C_n \xrightarrow{n \rightarrow \infty} \infty \text{ such that } d(m_n, x) \geq C_n \text{ for any } x \in K.$$

For each n , with probability 1 there exists $k(n)$ such that X'_{n_j} 's lie in K for any $j = 1, 2, \dots, k(n)$. By the strong law of large numbers, with probability 1

$$\frac{k(n)}{n} \xrightarrow{n \rightarrow \infty} P_X(K) = P_X(\{p \in M : d(p_0, p) \leq r\}) > 0.$$

With probability 1,

$$\ell_n := f_n(m_n) \geq \frac{1}{n} \sum_{j=1}^{k(n)} d(m_n, X_{n_j}) \geq \frac{k(n)}{n} C_n \xrightarrow{n \rightarrow \infty} \infty. \quad (\text{B.15})$$

Choose a point $p \in E^{(c)}$. By the strong law of large numbers again, with probability 1

$$\ell_n \leq F_n^c(p) \xrightarrow{n \rightarrow \infty} F^c(p) = \int \rho_c\{d(X, p)\} dP < \infty, \quad (\text{B.16})$$

as assumed in Assumption (A1). It is a contradiction, since (B.15), (B.16) hold at the same time with probability 1. Therefore, we can exclude the case $a_n \xrightarrow{n \rightarrow \infty} \infty$, and we get $a_n \xrightarrow{n \rightarrow \infty} 0$, yielding (B.14) holds.

Note that (B.14) is equivalent to

$$\begin{aligned} \forall \epsilon > 0 \exists n_0 \text{ s.t. } \forall m \in \cup_{k=n_0}^{\infty} E_k^{(c)} &\Rightarrow d(m, E^{(c)}) \leq \epsilon \\ \Leftrightarrow \forall \epsilon > 0 \exists n_0 \text{ s.t. } n \geq n_0 &\Rightarrow \forall m \in E_n^{(c)} d(m, E^{(c)}) \leq \epsilon \\ \Leftrightarrow \forall \epsilon > 0 \exists n_0 \text{ s.t. } n \geq n_0 &\Rightarrow \sup_{m \in E_n^{(c)}} d(m, E^{(c)}) \leq \epsilon. \end{aligned}$$

It is equivalent to

$$\lim_{n \rightarrow \infty} \sup_{m \in E_n^{(c)}} d(m, E^{(c)}) = 0 \quad \text{a.s.}$$

which completes the proof. \square

B.6.2. Proof of Corollary 3

Proof of Corollary 3. Let $E^{(c)} = \{m_0^c\}$. By Theorem 3, with probability 1

$$\begin{aligned} \lim_{n \rightarrow \infty} d(E_n^{(c)}, m_0^c) &= \lim_{n \rightarrow \infty} \inf_{m \in E_n^{(c)}} d(m, m_0^c) \\ &\leq \lim_{n \rightarrow \infty} \sup_{m \in E_n^{(c)}} d(m, m_0^c) \\ &= \lim_{n \rightarrow \infty} \sup_{m \in E_n^{(c)}} d(m, E^{(c)}) \\ &= 0. \end{aligned}$$

By (10), $\lim_{n \rightarrow \infty} d_H(E_n^{(c)}, E^{(c)}) = 0$ with probability 1.

Additionally, if $E_n^{(c)}(X_1, X_2, \dots, X_n) (= \{m_n^c\})$ is singleton for any n with probability 1, then $m_n^c \xrightarrow[n \rightarrow \infty]{} m_0^c$ almost surely (since $d(m_n^c, m_0^c) \xrightarrow[n \rightarrow \infty]{} 0$ almost surely). \square

B.6.3. Proof of Theorem 4

Proof of Theorem 4. Proof for Part (a). It is satisfied by an application of Corollary 3.

Proof for Part (b). When $c = \infty$, it is known that the consequence has been already proven [9, 10]. In the case of $c \in (0, \infty)$, the proof closely follows the way paved in [9, 10, 37, 43]. Observe that, for each $x \in M$ and any $i = 1, 2, \dots, k$, $\frac{\partial}{\partial x_i} \rho_c \{d(x, \phi_{m_0^c}^{-1}(\mathbf{0}))\} \leq \frac{\partial}{\partial x_i} d^2(x, \phi_{m_0^c}^{-1}(\mathbf{0}))$. Hence, (B.1) in turn gives $E[\frac{\partial}{\partial x_i} \rho_c \{d(X, \phi_{m_0^c}^{-1}(\mathbf{0}))\}] < \infty$ for all $i = 1, 2, \dots, k$. That is, it holds that $E[\text{grad} \rho_c \{d(X, \phi_{m_0^c}^{-1}(\mathbf{0}))\}]$ exists. For each $x \in M$, recall that $\mathbf{x} \mapsto \rho_c \{d(x, \phi_{m_0^c}^{-1}(\mathbf{x}))\}$ is continuously differentiable at near $\mathbf{x} = \mathbf{0}$ almost surely (as assumed in Assumption (A3)), and that $E\{\text{grad} d^2(X, \phi_{m_0^c}^{-1}(\mathbf{0}))\}$ exists (as assumed in Assumption (A4)). The expectation and differentiation below can be interchanged by Lebesgue's dominated convergence theorem. That is,

$$E[\text{grad} \rho_c \{d(X, \phi_{m_0^c}^{-1}(\mathbf{0}))\}] = \text{grad} E[\rho_c \{d(X, \phi_{m_0^c}^{-1}(\mathbf{0}))\}] = \mathbf{0}.$$

Note that

$$\begin{aligned} &E\left[\frac{\partial}{\partial x_i} \rho_c \{d(X, \phi_{m_0^c}^{-1}(\mathbf{0}))\} \frac{\partial}{\partial x_j} \rho_c \{d(X, \phi_{m_0^c}^{-1}(\mathbf{0}))\}\right] \\ &\leq E\left\{\frac{\partial}{\partial x_i} d^2(X, \phi_{m_0^c}^{-1}(\mathbf{0})) \frac{\partial}{\partial x_j} d^2(X, \phi_{m_0^c}^{-1}(\mathbf{0}))\right\} \\ &< \infty, \end{aligned}$$

for all $i, j = 1, 2, \dots, k$, where it holds that $\text{Var}[\text{grad} d^2(X, \phi_{m_0^c}^{-1}(\mathbf{0}))]$ exists as assumed in (A4). Now let $\mathbf{x}_n = (x_{n,1}, x_{n,2}, \dots, x_{n,k})^T := \phi_{m_0^c}^{-1}(m_n^c) \in \mathbb{R}^k$. Since the local coordinate chart $\phi_{m_0^c}$ is defined on the neighborhood U near m_0^c , by

an application of Part (a), it holds that $m_n^c \rightarrow m_0^c$ almost surely as $n \rightarrow \infty$. So, \mathbf{x}_n is well-defined for large n with probability 1. (Note that $\phi_{m_0^c}$ is defined only on the neighborhood U of m_0^c .) Let $g_n(\mathbf{x}_n) := \sum_{i=1}^n \rho_c\{d(X_i, \phi_{m_0^c}^{-1}(\mathbf{x}_n))\}$. By an application of the multivariate central limit theorem [cf. 3], $\frac{1}{\sqrt{n}} \mathbf{grad} g_n(\mathbf{0}) = \frac{\sqrt{n}}{n} \sum_{i=1}^n \mathbf{grad} \rho_c\{d(X_i, \phi_{m_0^c}^{-1}(\mathbf{0}))\}$ converges to $N_k(\mathbf{0}, \Sigma_c)$ in distribution as $n \rightarrow \infty$, since the expectation and covariance of $\mathbf{grad} \rho_c\{d(X, \phi_{m_0^c}^{-1}(\mathbf{0}))\}$ exist.

Applying the mean-value theorem to each component of $\frac{1}{\sqrt{n}} \mathbf{grad} g_n(\mathbf{x}_n)$, we obtain that

$$0 = \frac{1}{\sqrt{n}} \mathbf{grad} g_n(\mathbf{x}_n) = \frac{1}{\sqrt{n}} \mathbf{grad} g_n(\mathbf{0}) + \left\{ \frac{1}{n} \mathbf{H} g_n(\mathbf{t}_n) \right\} \cdot \sqrt{n} \mathbf{x}_n \quad (\text{B.17})$$

for some $\mathbf{t}_n = (t_1 x_{n,1}, t_2 x_{n,2}, \dots, t_k x_{n,k})^T \in \mathbb{R}^k$. Here \cdot denotes the matrix multiplication and $0 \leq t_i \leq 1$ for any $1 \leq i \leq k$. Since $\mathbf{x}_n \xrightarrow[n \rightarrow \infty]{} \mathbf{0}$ almost surely, it follows that $\mathbf{t}_n \xrightarrow[n \rightarrow \infty]{} \mathbf{0}$ almost surely. In combination with the strong law of large numbers and the continuity of $H_c(\mathbf{x})$ at $\mathbf{x} = \mathbf{0}$, $\frac{1}{n} \mathbf{H} g_n(\mathbf{t}_n)$ converges to $H_c (= H_c(\mathbf{0}))$ as $n \rightarrow \infty$ almost surely. Recall that $\mathbf{x} \mapsto \rho_c\{d(X, \phi_{m_0^c}^{-1}(\mathbf{x}))\}$ is twice-continuously differentiable at $\mathbf{x} = \mathbf{0}$ with probability 1 (as assumed in Assumption (A4)), and that $\mathbf{x} \mapsto E[\mathbf{H} d^2(X, \phi_{m_0^c}^{-1}(\mathbf{x}))]$ exists for \mathbf{x} near $\mathbf{0}$ (as assumed in Assumption (A4) again). By applying Lebesgue's dominated convergence theorem, the differentiation and expectation can be interchanged twice. In this regard, we obtain that $\mathbf{H} E[\rho_c\{d(X, \phi_{m_0^c}^{-1}(\mathbf{x}))\}] = E[\mathbf{H} \rho_c\{d(X, \phi_{m_0^c}^{-1}(\mathbf{x}))\}]$ at $\mathbf{x} = \mathbf{0}$. Accordingly, $H_c = E[\mathbf{H} \rho_c\{d(X, \phi_{m_0^c}^{-1}(\mathbf{0}))\}] = \mathbf{H} E[\rho_c\{d(X, \phi_{m_0^c}^{-1}(\mathbf{0}))\}]$ is positive-definite since $E[\rho_c\{d(X, \phi_{m_0^c}^{-1}(\mathbf{x}))\}]$ has a global minimum at $\mathbf{x} = \mathbf{0}$ (as assumed in Assumption (A3)); that is, its determinant is positive, $\det(H_c) > 0$. Since the determinant function is continuous, for sufficiently large n , $\frac{1}{n} \mathbf{H} g_n(\mathbf{t}_n)$ is invertible with probability 1. Moreover, $\{\frac{1}{n} \mathbf{H} g_n(\mathbf{t}_n)\}^{-1}$ converges to H_c^{-1} almost surely as $n \rightarrow \infty$. Thanks to (B.17), we get, for sufficiently large n , $\sqrt{n} \mathbf{x}_n = -\{\frac{1}{n} \mathbf{H} g_n(\mathbf{t}_n)\}^{-1} \frac{1}{\sqrt{n}} \mathbf{grad} g_n(\mathbf{0})$ with probability 1. By Slutsky's theorem, therefore, $\sqrt{n} \phi_{m_0^c}(m_n^c) (= \sqrt{n} \mathbf{x}_n)$ converges to $N_k(\mathbf{0}, H_c^{-1} \Sigma_c H_c^{-1})$ in distribution as $n \rightarrow \infty$. \square

B.7. Proof for Section 3.5

B.7.1. Proof of Theorem 5

To prove Theorem 5, the following lemma needs.

Lemma 8. *Suppose the assumptions of Theorem 5 are satisfied. Then, for any $\mathbf{v} \in T_{m_0^c}(M)$ and $\|\mathbf{v}\| = 1$,*

- (i) $\mathbf{v}^T H_{g_X}(\mathbf{0}) \mathbf{v}$ in (12) is well-defined with probability 1;
- (ii) As $n \rightarrow \infty$, $\hat{a}_{\mathbf{v}} \rightarrow \mathbf{v}^T H_c \mathbf{v}$ in probability.

Proof of Lemma 8. (i) Since P_X is absolutely continuous, $P(d(X, m) \in \{0, c\}) = 0$. For any $\mathbf{v} \in T_m(M)$, since $\mathbf{v}^T H_{g_x}(\mathbf{0})\mathbf{v}$ is well defined for x satisfying $d(x, m) \notin \{0, c\}$, $\mathbf{v}^T H_{g_x}(\mathbf{0})\mathbf{v}$ is well-defined with probability 1.

(ii) It is known that the regular convexity radius of M , r_{cx} , is lower bounded by $\frac{1}{2} \min\{\frac{\pi}{\sqrt{\Delta}}, r_{\text{inj}}(M)\}$ [cf. 2]. In particular, for any x in the support of P_X , $d(x, m) < r_{\text{cx}} \leq \pi/(2\sqrt{\Delta})$, if $\Delta > 0$.

We note that, for any given $c \in (0, \infty]$, $\frac{\partial^2}{\partial t^2} |_{t=0} \rho_c\{d(x, \gamma_{\mathbf{v}}(t))\}$ is uniformly bounded over any choice of the pair $m, x \in M$ such that $d(x, m) < r_{\text{cx}}$, and for any $\mathbf{v} \in \mathbb{R}^k$, $\|\mathbf{v}\| = 1$. This is can be checked by the following three arguments, which are true for all cases of Δ .

(1) There exists a constant $C < \infty$ such that, for any $0 \leq \ell \leq c$, it holds that $0 \leq \ell \cdot \frac{\text{sn}'_{\Delta}(\ell)}{\text{sn}_{\Delta}(\ell)} \leq C$.

(2) The function $\ell \mapsto \frac{\text{sn}'_{\Delta}(\ell)}{\text{sn}_{\Delta}(\ell)}$ is a strictly decreasing on $[0, r_{\text{cx}})$ and is strictly positive on the same domain, thus is it bounded on $c < \ell < r_{\text{cx}}$.

(3) Both $\cos^2(\alpha)$ and $\sin^2(\alpha)$ are bounded for any $\alpha \in \mathbb{R}$.

Since the n random variables $\frac{\partial^2}{\partial t^2} |_{t=0} \rho_c\{d(X_i, \gamma_{\mathbf{v}}(t))\}$, indexed by $i = 1, 2, \dots, n$ are *i.i.d.* and bounded, the weak law of large numbers gives that

$$\hat{a}_{\mathbf{v}} \xrightarrow[n \rightarrow \infty]{} E[\mathbf{v}^T \mathbf{H}g_{X_1}(\mathbf{0})\mathbf{v}] = \mathbf{v}^T E[\mathbf{H}g_{X_1}(\mathbf{0})]\mathbf{v} = \mathbf{v}^T H_c \mathbf{v},$$

as $n \rightarrow \infty$ in probability. \square

Proof of Theorem 5. For a given $0 < c \leq \infty$, we shall show that

$$\hat{\Sigma}_c := \frac{4}{n} \sum_{i=1}^n \left(\frac{\|\text{Log}_{m_0^c}(X_i)\| \wedge c}{\|\text{Log}_{m_0^c}(X_i)\|} \right)^2 \text{Log}_{m_0^c}(X_i) \cdot \text{Log}_{m_0^c}(X_i)^T \quad (\text{B.18})$$

is a consistent estimator of

$$\Sigma_c = \text{Var}[\text{grad}|_{\mathbf{x}=\mathbf{0}} \rho_c\{d(X, \text{Exp}_{m_0^c}(\mathbf{x}))\}] = \text{Var}[\text{grad}|_{m=m_0^c} \rho_c\{d(X, m)\}],$$

where the symbol \cdot refers to the matrix multiplication, and grad_m stands for the Riemannian gradient at $m \in M$. As assumed in Assumption (A4), m_0^c is the unique minimum of $m \mapsto E[\rho_c\{d(X, m)\}]$, and thus $\text{grad}E[\rho_c\{d(X, m_0^c)\}] = \mathbf{0}$. Since $E[\text{grad}d^2(X, m_0^c)] < \infty$ as assumed in Assumption (A4), we obtain

$$E[\text{grad} \rho_c\{d(X, m_0^c)\}] = \mathbf{0}, \quad (\text{B.19})$$

by an application of Lebesgue's dominated convergence theorem. By (B.19),

$$\begin{aligned} \Sigma_c &= \text{Var}[\text{grad} \rho_c\{d(X, m_0^c)\}] = E[\text{grad} \rho_c\{d(X, m_0^c)\} \cdot \text{grad} \rho_c\{d(X, m_0^c)\}^T] \\ &= 4E\left[\left(\frac{d(X, m_0^c) \wedge c}{d(X, m_0^c)}\right)^2 \text{Log}_{m_0^c}(X) \cdot \text{Log}_{m_0^c}(X)^T\right]. \end{aligned}$$

Hence, (B.18) is a consistent estimator of Σ_c by an application of the strong law of large numbers.

Secondly, we shall show that \hat{H}_c is consistent estimator of \hat{H}_c . As shown in Lemma 8, each \hat{a}_v converges to $v^T H_c v$ in probability as $n \rightarrow \infty$. Since H_c is a linear combination of a_v 's and \hat{H}_c is the same linear combination of \hat{a}_v 's, $\hat{H}_c \rightarrow H_c$ in probability as $n \rightarrow \infty$.

By an application of the continuous mapping theorem, finally, \hat{H}_c^{-1} converges to H_c^{-1} in probability as $n \rightarrow \infty$. Due to Slutsky's theorem, it follows that $\hat{H}_c^{-1} \Sigma_c \hat{H}_c^{-1}$ is a consistent estimator of $H_c^{-1} \Sigma_c H_c^{-1}$. \square

B.8. Proofs for Section 3.6

B.8.1. Proof of Corollary 4

Proof of Corollary 4. By an application of the continuous mapping theorem, we obtain that $\hat{A}_c^{-1/2} \xrightarrow{P} A_c^{-1/2}$ as $n \rightarrow \infty$; that is, $\hat{A}_c^{-1/2} = A_c^{-1/2} + o_P(1)$ as $n \rightarrow \infty$. Under the null hypothesis, $\sqrt{n}\phi_{\tilde{m}_0}(m_n^c) \xrightarrow{d} N_k(\mathbf{0}, A_c)$ as $n \rightarrow \infty$ (by the result of Theorem 4). Since any weakly convergent sequence of random vectors should be stochastically bounded, $\sqrt{n}\phi_{\tilde{m}_0}(m_n^c) = O_P(1)$ as $n \rightarrow \infty$. By the result of Theorem 4 again, we get $A_c^{-1/2} \sqrt{n}\phi_{\tilde{m}_0}(m_n^c) \xrightarrow{d} N_k(\mathbf{0}, I_k)$ as $n \rightarrow \infty$. Due to Slutsky's theorem, we get

$$\begin{aligned} \hat{A}_c^{-1/2} \sqrt{n}\phi_{\tilde{m}_0}(m_n^c) &= (A_c^{-1/2} + o_P(1)) \sqrt{n}\phi_{\tilde{m}_0}(m_n^c) \\ &= A_c^{-1/2} \sqrt{n}\phi_{\tilde{m}_0}(m_n^c) + \underbrace{o_P(1) \cdot O_P(1)}_{=o_P(1)} \\ &\xrightarrow{d} N_k(\mathbf{0}, I_k) \quad \text{as } n \rightarrow \infty. \end{aligned}$$

Hence, $n\phi_{\tilde{m}_0}(m_n^c)^T \hat{A}_c^{-1} \phi_{\tilde{m}_0}(m_n^c) \xrightarrow{d} \chi_k^2$ as $n \rightarrow \infty$. Under the null hypothesis, therefore, $P(n\phi_{\tilde{m}_0}(m_n^c)^T \hat{A}_c^{-1} \phi_{\tilde{m}_0}(m_n^c) \geq \chi_{k,\alpha}^2) \xrightarrow{n \rightarrow \infty} \alpha$. It means that the type I error of this statistical test is suitably controlled for large sample sizes. \square

B.8.2. Proof of Corollary 5

Proof of Corollary 5. For $m_1 \in M$ and $m_2, x \in B_{r_{\text{cx}}}(m_1)$, the inequality (5.7) of [46] gives

$$\|\text{Log}_{m_1}(x) - \Gamma_{m_2 \rightarrow m_1} \text{Log}_{m_2}(x)\| \leq d(m_1, m_2) \cdot \sup_{m' \in B_{r_{\text{cx}}}(m_1)} \|\nabla \text{Log}_{m'}(x)\|.$$

As argued in [51] (see the paragraph after Assumption 5), the quantity $\|\nabla \text{Log}_{m'}(x)\|$ is bounded if the operator norm of the Hessian is bounded. Let $m_1 = \tilde{m}_0$. Since $\text{supp}(P_X) \subset B_{r_{\text{cx}}}(\tilde{m}_0)$, we have that the operator norm of Hessian of the squared distance function is uniformly bounded (which can be deduced from the proof of Theorem 5 in which we have seen that directional derivatives are uniformly bounded for any x, m in the support of P_X). Since $d(\tilde{m}_0, \tilde{m}_n) = O(n^{-\beta})$ as

$n \rightarrow \infty$, there exists an N such that for all $n \geq N$, $d(\tilde{m}_0, \tilde{m}_n) < r_{\text{cx}}$. Thus, replacing m_2 by \tilde{m}_n , there exists a $C > 0$ satisfying

$$\|\text{Log}_{\tilde{m}_0}(x) - \Gamma_{\tilde{m}_n \rightarrow \tilde{m}_0} \text{Log}_{\tilde{m}_n}(x)\| \leq Cd(\tilde{m}_0, \tilde{m}_n), \quad (\text{B.20})$$

for all $x \in B_{r_{\text{cx}}}(\tilde{m}_0)$.

Note that $d(\tilde{m}_0, m_n^c) \leq d(\tilde{m}_0, \tilde{m}_n) + d(\tilde{m}_n, m_n^c) = O(n^{-\beta}) + O_P(n^{-1/2}) = O_P(n^{-\beta})$ as $n \rightarrow \infty$, which leads that $\lim_{n \rightarrow \infty} P(m_n^c \in B_{r_{\text{cx}}}(\tilde{m}_0) \mid \mathbf{H}_{1(n)}) = 1$. Suppose now that the event $m_n^c \in B_{r_{\text{cx}}}(\tilde{m}_0)$ (this event is called G_n hereafter) has occurred. Then, from (B.20) and the fact that the parallel transport preserves the Riemannian norm, we have

$$\begin{aligned} \|\text{Log}_{\tilde{m}_0}(m_n^c)\| &\leq \|\text{Log}_{\tilde{m}_0}(m_n^c) - \Gamma_{\tilde{m}_n \rightarrow \tilde{m}_0} \text{Log}_{\tilde{m}_n}(m_n^c)\| + \|\Gamma_{\tilde{m}_n \rightarrow \tilde{m}_0} \text{Log}_{\tilde{m}_n}(m_n^c)\| \\ &\leq Cd(\tilde{m}_0, \tilde{m}_n) + \|\text{Log}_{\tilde{m}_n}(m_n^c)\| \end{aligned}$$

By the central limit theorem for sample Huber means (Theorem 4), it hold that $\text{Log}_{\tilde{m}_n}(m_n^c) = O_P(n^{-1/2})$ as $n \rightarrow \infty$. Thus, as $n \rightarrow \infty$

$$\|\text{Log}_{\tilde{m}_0}(m_n^c)\| = O_P(n^{-\beta}) + O_P(n^{-1/2}) = O_P(n^{-\beta}),$$

which in turn leads that

$$T_n = n \text{Log}_{\tilde{m}_0}(m_n^c)^T \hat{A}_c^{-1} \text{Log}_{\tilde{m}_0}(m_n^c) = O_P(n^{1-2\beta})$$

as $n \rightarrow \infty$ under the event G_n . Note that $\frac{T_n}{n^{1-2\beta}} \geq 0$ for any sample size $n \geq 1$. Therefore,

$$\begin{aligned} &\liminf_{n \rightarrow \infty} P(T_n \geq \chi_{k,\alpha}^2 \mid \mathbf{H}_{1(n)}) \\ &= \liminf_{n \rightarrow \infty} [P(\{T_n \geq \chi_{k,\alpha}^2\} \cap G_n \mid \mathbf{H}_{1(n)}) + P(\{T_n \geq \chi_{k,\alpha}^2\} \cap G_n^c \mid \mathbf{H}_{1(n)})] \\ &\geq \liminf_{n \rightarrow \infty} P\left(\frac{T_n}{n^{1-2\beta}} \geq \frac{\chi_{k,\alpha}^2}{n^{1-2\beta}} \mid \mathbf{H}_{1(n)}\right) \\ &= \liminf_{n \rightarrow \infty} P\left(O_P(1) \geq \frac{\chi_{k,\alpha}^2}{n^{1-2\beta}} \mid \mathbf{H}_{1(n)}\right) \\ &= 1. \end{aligned}$$

The inequality above is given by $P(G_n \mid \mathbf{H}_{1(n)}) \rightarrow 1$ as $n \rightarrow \infty$ and the last equality holds due to $\frac{\chi_{k,\alpha}^2}{n^{1-2\beta}} \xrightarrow{n \rightarrow \infty} 0$. \square

B.9. An additional technical result and proofs for Section 3.7

B.9.1. A technical result and its proof

If a set of technical conditions is satisfied, i.e., $\sup_{n \geq 1} n^2 E\|\phi(m_n^c)\|^4 < \infty$ for $c = c_1, c_2 \in (0, \infty]$, then Equation (21) in Section 3.7 holds, as stated next.

Proposition 7. For given constants $c_1, c_2 \in (0, \infty]$, if the technical conditions $\sup_{n \geq 1} n^2 E \|\phi(m_n^c)\|^4 < \infty$ for $c = c_1$ and c_2 hold, then we have

$$\begin{aligned} ARE_\phi(m_n^{c_1}, m_n^{c_2}) &= \lim_{n \rightarrow \infty} RE_\phi(m_n^{c_1}, m_n^{c_2}) = \lim_{n \rightarrow \infty} \frac{\text{tr}\{\text{Var}(\phi(m_n^{c_2}))\}}{\text{tr}\{\text{Var}(\phi(m_n^{c_1}))\}} \\ &= \lim_{n \rightarrow \infty} \frac{\text{tr}\{\text{Var}(\sqrt{n}\phi(m_n^{c_2}))\}}{\text{tr}\{\text{Var}(\sqrt{n}\phi(m_n^{c_1}))\}} \\ &= \frac{\text{tr}(H_{c_2}^{-1}\Sigma_{c_2}H_{c_2}^{-1})}{\text{tr}(H_{c_1}^{-1}\Sigma_{c_1}H_{c_1}^{-1})}. \end{aligned}$$

Proof of Proposition 7. The next lemma is required to prove the proposition.

Lemma 9. For a sequence of real-valued random variables $(X_n)_{n \geq 1}$, suppose that $\sup_{n \geq 1} EX_n^4 < \infty$ and $X_n \rightarrow X$ in distribution as $n \rightarrow \infty$ are satisfied. Then, it holds that $EX_n^2 \xrightarrow[n \rightarrow \infty]{} EX^2$.

Proof of Lemma 9. By an application of portmanteau theorem, we have $E(X_n^2 \wedge M) \xrightarrow[n \rightarrow \infty]{} E(X^2 \wedge M)$ for any constant $M > 0$. We note that, for any $n \geq 1$

$$X^2 = (X^2 \wedge M) + (X^2 - M) \cdot 1_{X^2 \geq M}, \quad X_n^2 = (X_n^2 \wedge M) + (X_n^2 - M) \cdot 1_{X_n^2 \geq M}.$$

By an application of Chebychev's inequality and Fatou's inequality, for any constant $M > 0$

$$\begin{aligned} E(X^2 - M) \cdot 1_{X^2 \geq M} &\leq EX^2 \cdot 1_{X^2 \geq M} \leq \frac{EX^4}{M^2} \\ &\leq \frac{\liminf_{n \rightarrow \infty} EX_n^4}{M^2} \\ &\leq \frac{\sup_{n \geq 1} EX_n^4}{M^2} \end{aligned}$$

and

$$E(X_n^2 - M) \cdot 1_{X_n^2 \geq M} \leq EX_n^2 \cdot 1_{X_n^2 \geq M} \leq \frac{EX_n^4}{M^2} \leq \frac{\sup_{n \geq 1} EX_n^4}{M^2}.$$

With this in mind,

$$\begin{aligned} \limsup_{n \rightarrow \infty} |EX^2 - EX_n^2| &\leq \limsup_{n \rightarrow \infty} |E(X^2 \wedge M) - E(X_n^2 \wedge M)| \\ &\quad + \limsup_{n \rightarrow \infty} E|(X^2 - M) \cdot 1_{X^2 \geq M}| \\ &\quad + \limsup_{n \rightarrow \infty} E|(X_n^2 \wedge M) \cdot 1_{X_n^2 \geq M}| \\ &\leq \frac{2 \sup_{n \geq 1} EX_n^4}{M^2}. \end{aligned}$$

Since M was arbitrarily chosen, we get

$$\lim_{n \rightarrow \infty} |EX^2 - EX_n^2| = \limsup_{n \rightarrow \infty} |EX^2 - EX_n^2| = 0,$$

by letting $M \rightarrow \infty$. □

Now, enter into the proof of Proposition 7. From the result of Theorem 4, we obtain that $\sqrt{n}\phi(m_n^c) \xrightarrow{d} N_k(\mathbf{0}, H_c^{-1}\Sigma_c H_c^{-1})$ as $n \rightarrow \infty$ for $c = c_1$ and c_2 . By a coordinate-wise application of Lemma 9 to the previous fact, we obtain that $\text{tr}\{\text{Var}(\sqrt{n}\phi(m_n^c))\} \xrightarrow{n \rightarrow \infty} \text{tr}(H_c^{-1}\Sigma_c H_c^{-1})$ for $c = c_1$ and c_2 . It completes the proof. \square

B.9.2. Proof of Proposition 4

Proof of Proposition 4. It is enough to show that

$$\lim_{c \rightarrow \infty} \text{ARE}_\phi(m_n^c, m_n^\infty) = \lim_{c \rightarrow \infty} \frac{\text{tr}(H_\infty^{-1}\Sigma_\infty H_\infty^{-1})}{\text{tr}(H_c^{-1}\Sigma_c H_c^{-1})} = 1.$$

It is obtained that $\mathbf{H}E[\rho_\infty\{d(X, \phi_{m_0^\infty}(\mathbf{x}))\}] = E[\mathbf{H}\rho_\infty\{d(X, \phi_{m_0^\infty}(\mathbf{x}))\}]$ for \mathbf{x} near $\mathbf{0}$ (as assumed in Assumption (A3) with $c = \infty$). Note that $H_\infty = E[\mathbf{H}\rho_\infty\{d(X, \phi_{m_0^\infty}^{-1}(\mathbf{0}))\}]$ is positive-definite since $E[\rho_\infty\{d(X, \phi_{m_0^\infty}^{-1}(\mathbf{x}))\}]$ has a global minimum at $\mathbf{x} = \mathbf{0}$ (as assumed in Assumption (A3) with $c = \infty$); that is, its determinant is positive, $\det(H_\infty) > 0$. Since H_∞^{-1} exists, it now suffices to prove that $\Sigma_c \rightarrow \Sigma_\infty, H_c \rightarrow H_\infty$ as $c \rightarrow +\infty$, which follows from the combination of Lemma 2 and Lebesgue's dominated convergence theorem. \square

B.9.3. An additional proposition and its proof

In regression settings where $M = \mathbb{R}^k$, under heavy-tailed distribution on random noises, it is known that estimations obtained from the Huber loss are asymptotically more efficient than estimations obtained from the L_2 loss [cf. 35, 80]. Similarly, we show below that, under Laplace distribution on \mathbb{R} , the Huber mean for any $c \in (0, \infty)$ is asymptotically more efficient than the Fréchet mean, as stated next.

Proposition 8. *Suppose that $\frac{dP_X}{dV} = f_{\mu, \sigma, 0}$ as specified in (A.25) with $M = \mathbb{R}$. For a given $c \in (0, \infty)$, suppose that ρ_c is used. Then, Huber means are asymptotically more efficient than the Fréchet mean, i.e., $\text{ARE}_\phi(m_n^c, m_n^\infty) > 1$, where $\phi : \mathbb{R} \rightarrow \mathbb{R}, x \mapsto x$.*

Proof of Proposition 8. The probability density function of the Laplace distribution is given by $f_{\mu, \sigma, 0}(x) = \frac{1}{2\sigma}e^{-|x-\mu|/\sigma}$ for any $x \in \mathbb{R}$. By the translation invariance of Laplace distribution, without loss of generality, we may assume that $\mu = 0$. It follows that $H_c = 2P(|X| \leq c)$, $\Sigma_c = 4E\{X^2 \cdot 1_{|X| \leq c}\} + 4c^2P(|X| > c)$, $\Sigma_\infty = 4\text{Var}(X) = 4EX^2$, and $H_\infty = 2$. Hence,

$$\begin{aligned} \text{ARE}_\phi(m_n^c, m_n^\infty) &= \frac{(H_c)^2 \Sigma_\infty}{(H_\infty)^2 \Sigma_c} = \frac{EX^2 \cdot \{P(|X| \leq c)\}^2}{E\{X^2 \cdot 1_{|X| \leq c}\} + c^2P(|X| > c)} \\ &= \frac{2\sigma^2(1 - e^{-c/\sigma})^2}{2\sigma^2 - (c^2 + 2\sigma c + 2\sigma^2)e^{-c/\sigma} + c^2e^{-c/\sigma}} \\ &> 1, \end{aligned}$$

which is equivalent to $(\sigma + c)e^{c/\sigma} > \sigma$. Therefore, the inequality holds for any $c > 0$. \square

The proposition above holds only when the Huber loss is used. While we thought that the result of Proposition 8 had been already proven elsewhere, to our knowledge, we couldn't find the proof of Proposition 8 anywhere. We believe that it would be the first time that such a way of proof has been made.

B.10. Proofs for Section 3.8

To verify Theorems 6 and 7, we shall show that the population and sample Huber mean for any $c \in [0, \infty]$ are isometric-equivariant which is a desirable property of location estimators. (The population version of the isometric equivariance can be defined similarly.) In Section 3.8, recall that the uniqueness of Huber means is assumed.

Lemma 10. *The population and sample (pseudo) Huber means for any $c \in [0, \infty]$ are isometric-equivariant.*

Proof of Lemma 10. Let $c \in [0, \infty]$ be prespecified, and ψ be an isometry on M .

Case I (Huber means). Suppose that ρ_c is used. Since $m_n^c(\mathbf{X})$ minimizes the map,

$$m \mapsto \sum_{x \in \mathbf{X}} \rho_c\{d(m, x)\} = \sum_{x \in \mathbf{X}} \rho_c\{d(\psi(m), \psi(x))\} = \sum_{y \in \psi(\mathbf{X})} \rho_c\{d(\psi(m), y)\},$$

it follows that $\psi(m_n^c(\mathbf{X}))$ minimizes the map $m \mapsto \sum_{y \in \psi(\mathbf{X})} \rho_c\{d(m, y)\}$. We hence obtain that $m_n^c\{\psi(\mathbf{X})\} = \psi\{m_n^c(\mathbf{X})\}$. In other words, the sample Huber mean is isometric-equivariant.

We next verify the isometric-equivariance of *population* Huber means. To this end, define $\psi(P_X) := P_X \circ \psi^{-1}$ that is a push-forward measure (distribution) of P_X on M . Denote $m_0^c(P_X)$ by the population Huber mean for c with respect to P_X . Since $m_0^c(P_X)$ minimizes the map

$$\begin{aligned} m \mapsto \int \rho_c\{d(m, x)\}dP_X(x) &= \int \rho_c\{d(\psi(m), \psi(x))\}dP_X(x) \\ &= \int \rho_c\{d(\psi(m), y)\}d(P_X \circ \psi^{-1})(y), \end{aligned}$$

it follows that $\psi\{m_0^c(P_X)\}$ minimizes the map $m \mapsto \int \rho_c\{d(m, y)\}d(P_X \circ \psi^{-1})(y)$. Therefore $m^c\{\psi(P_X)\} = \psi\{m^c(P_X)\}$. In other words, the population Huber mean for c with respect to P_X is isometric-equivariant.

Case II (Pseudo Huber means). An argument similar to the above verifies the isometric equivariance of (sample and population) pseudo-Huber means for any $c \in [0, \infty]$ by replacing ρ_c with $\tilde{\rho}_c$. \square

We are now prepared to prove Theorems 6 and 7.

B.10.1. Proof of Theorem 6

Note that Theorem 6 holds only when the Huber loss is used. When the pseudo-Huber loss is used, we guess that the same result holds, but it has been subtly unproven.

Proof of Theorem 6. When $c = 0$, this is proven by an application of Theorem 2 in [27]. For this reason, assume that $c \in (0, \infty)$. Let \mathbf{Y}_k be a corrupted collection of observations from \mathbf{X} . Specifically, \mathbf{Y}_k includes k arbitrary points on M and $(n - k)$ points from X . Firstly we shall show that, for a given $k \leq \lfloor \frac{n-1}{2} \rfloor$ and any \mathbf{Y}_k , $d(m_n^c(\mathbf{X}), m_n^c(\mathbf{Y}_k))$ is bounded by a constant that does not depend on the choice of \mathbf{Y}_k . Without loss of generality, assume that $\mathbf{Y}_k = \{y_1, y_2, \dots, y_n\}$ and each of y_i ($1 \leq i \leq k$) is an arbitrary point on M , $y_i = x_i$ for $k + 1 \leq i \leq n$. Let $R := \max_{1 \leq i \leq n} d(x_i, m_n^c(\mathbf{X}))$, $B := \overline{B_{2R}(m_n^c(\mathbf{X}))} = \{p \in M : d(p, m_n^c(\mathbf{X})) \leq 2R\}$, and $\delta := \max\{\inf_{p \in B} d(p, m_n^c(\mathbf{Y}_k)), c\}$. Note that $0 \leq \delta < \infty$. Due to triangle inequality, we also get $d(m_n^c(\mathbf{X}), m_n^c(\mathbf{Y}_k)) \leq 2R + \delta$. Here, denote $\rho_c(t) = 0$ for $t \leq 0$. If $y_i \neq x_i$, in view of the triangle inequality and the monotonicity of ρ_c , then

$$\begin{aligned} d(y_i, m_n^c(\mathbf{Y}_k)) &\geq d(y_i, m_n^c(\mathbf{X})) - d(m_n^c(\mathbf{X}), m_n^c(\mathbf{Y}_k)) \\ &\geq d(y_i, m_n^c(\mathbf{X})) - (2R + \delta) \\ \Rightarrow \rho_c\{d(y_i, m_n^c(\mathbf{Y}_k))\} &\geq \rho_c\{d(y_i, m_n^c(\mathbf{X})) - (2R + \delta)\}. \end{aligned} \quad (\text{B.21})$$

If $y_i = x_i$, in view of the monotonicity of ρ_c , then

$$\begin{aligned} d(y_i, m_n^c(\mathbf{Y}_k)) &= d(x_i, m_n^c(\mathbf{Y}_k)) \geq R + \delta \geq d(y_i, m_n^c(\mathbf{X})) + \delta \\ \Rightarrow \rho_c\{d(y_i, m_n^c(\mathbf{Y}_k))\} &\geq \rho_c\{d(y_i, m_n^c(\mathbf{X})) + \delta\}. \end{aligned} \quad (\text{B.22})$$

Note that $2ct - c^2 \leq \rho_c(t)$ for any $t \in (-\infty, \infty)$ and that $\rho_c(t) < 2ct$ for any $t \in (0, \infty)$. Moreover, $\delta \geq c$ implies that $\rho_c(t + \delta) - \rho_c(t) \geq c \cdot \delta$ for $t \in [0, \infty)$.

With these in mind, assume that $\delta > \frac{2k(c+2R)}{n-2k}$. By (B.21) and (B.22),

$$\begin{aligned}
\sum_{i=1}^n \rho_c \{d(y_i, m_n^c(\mathbf{Y}_k))\} &\geq \sum_{i=1}^k \rho_c \{d(y_i, m_n^c(X)) - (2R + \delta)\} \\
&\quad + \sum_{i=k+1}^{2k} \rho_c \{d(y_i, m_n^c(X)) + \delta\} + \sum_{i=2k+1}^n \rho_c \{d(y_i, m_n^c(X)) + \delta\} \\
&\geq -2kc^2 - 4cRk + \sum_{i=1}^k [2c \cdot \{d(y_i, m_n^c(X)) + d(y_{k+i}, m_n^c(X))\}] \\
&\quad + \sum_{i=2k+1}^n [\rho_c \{d(y_i, m_n^c(X))\} + c\delta] \\
&\geq -2kc^2 - 4cRk + (n-2k)c\delta + \sum_{i=1}^n \rho_c \{d(y_i, m_n^c(X))\} \\
&> \sum_{i=1}^n \rho_c \{d(y_i, m_n^c(X))\},
\end{aligned}$$

which contradicts the fact that $m_n^c(\mathbf{Y}_k)$ is the Huber mean of \mathbf{Y}_k . Thus, $\delta \leq \frac{2k(c+2R)}{n-2k}$ and $d(m_n^c(\mathbf{X}), m_n^c(\mathbf{Y}_k)) \leq 2R + \delta \leq 2R + \frac{2k(c+2R)}{n-2k}$ for all \mathbf{Y}_k . Therefore, $\epsilon^*(m_n^c, \mathbf{X}) \geq \lfloor \frac{n+1}{2} / n \rfloor$. \square

B.10.2. Proof of Theorem 7

Proof of Theorem 7. Let \mathbf{Y}_k be a corrupted collection of observations from \mathbf{X} . Specifically, \mathbf{Y}_k includes k arbitrary points on M and $(n-k)$ points from X . Suppose that $\epsilon^*(m_n, \mathbf{X}) > \lfloor \frac{n+1}{2} \rfloor / n$. To show this, choose k such that $\lfloor \frac{n+1}{2} \rfloor \leq k < n$. Since $\epsilon^*(m_n, \mathbf{X}) > \lfloor \frac{n+1}{2} \rfloor / n$, there exists $0 < C < \infty$ such that, for every \mathbf{Y}_k ,

$$d(p, m_n(\mathbf{Y}_k)) \leq C. \quad (\text{B.23})$$

Here, denote $p = m_n(\mathbf{X})$. In other words, $m_n(\mathbf{Y}_k)$ lies in the closed ball of radius C centered at p . Choose a surjective isometry, say ψ , satisfying $d(p, \psi(p)) > 2C$. (It can be possible because M is unbounded and $\text{Iso}(M)$ transitively acts on M .) Since ψ is injective, ψ^{-1} exists and is also isometric. Note that $2(n-k) \leq 2(n - \lfloor \frac{n+1}{2} \rfloor) \leq n$. Let \mathbf{Y}_k be a corrupted collection of observations (from \mathbf{X}) that contains the collection of points $\{x_1, x_2, \dots, x_{n-k}, \psi(x_1), \psi(x_2), \dots, \psi(x_{n-k})\}$, and define

$$\begin{aligned}
\mathbf{Z}_k = \psi^{-1}(\mathbf{Y}_k) &= \{\psi^{-1}(x_1), \psi^{-1}(x_2), \dots, \psi^{-1}(x_{n-k}), \psi^{-1}(\psi(x_1)), \\
&\quad \psi^{-1}(\psi(x_2)), \dots, \psi^{-1}(\psi(x_{n-k})), \dots\},
\end{aligned}$$

which equals $\{x_1, x_2, \dots, x_{n-k}, \psi^{-1}(x_1), \psi^{-1}(x_2), \dots, \psi^{-1}(x_{n-k}), \dots\}$. Both \mathbf{Y}_k and \mathbf{Z}_k are corrupted collections of points in \mathbf{X}_k with $(n-k)$ fixed points, x_1, x_2, \dots, x_{n-k} .

The main idea of this proof is to observe that $\mathbf{Y}_k, \mathbf{Z}_k$ cannot simultaneously lie in the closed ball of radius C centered at p . From (B.23), it holds that $d(p, m_n(\mathbf{Y}_k)), d(p, m_n(\mathbf{Z}_k)) \leq C$. Since m_n is isometric-equivariant,

$$\begin{aligned} 2C &\geq d(p, m_n(\mathbf{Y}_k)) + d(p, m_n(\mathbf{Z}_k)) &= d(p, m_n(\mathbf{Y}_k)) + d\{p, \psi^{-1}(m_n(\mathbf{Y}_k))\} \\ & &= d(p, m_n(\mathbf{Y}_k)) + d\{\psi(p), m_n(\mathbf{Y}_k)\} \\ & &\geq d(p, \psi(p)) \\ & &> 2C, \end{aligned}$$

which is a contradiction. Therefore, $\epsilon^*(m_n, \mathbf{X}) \leq \lfloor \frac{n+1}{2} \rfloor / n$. \square

Appendix C: Additional numerical results

As referenced in Section 4.3 of the main article, we provide the quantile-quantile plots of the bootstrap replicates for the sample Huber mean and the Fréchet mean in Figure 9. The bootstrap replicates of Fréchet and Huber means are normally distributed (except their tails), which is consistent with the result of Theorem 4.

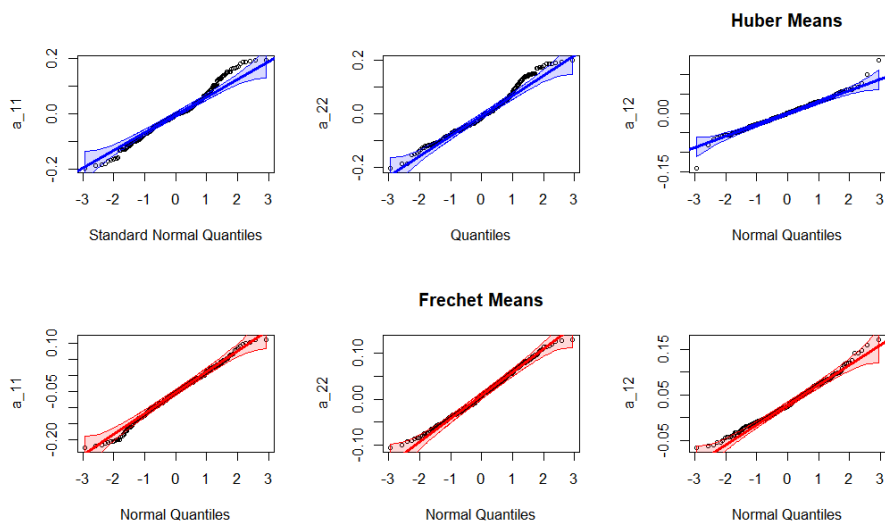


FIGURE 9. Element-wise QQ plots of the bootstrap replicates for the sample Huber mean and the Fréchet mean. Approximate 95% pointwise confidence envelopes are shown as transparent strips.

References

- [1] AFSARI, B. (2011). Riemannian L^p center of mass: existence, uniqueness, and convexity. *Proceedings of the American Mathematical Society* **139** 655–673.
- [2] AFSARI, B., TRON, R. and VIDAL, R. (2013). On the convergence of gradient descent for finding the Riemannian center of mass. *SIAM Journal on Control and Optimization* **51** 2230–2260.
- [3] ANDERSON, T. W., ANDERSON, T. W., ANDERSON, T. W. and ANDERSON, T. W. (1958). *An Introduction to Multivariate Statistical Analysis* **2**. Wiley New York.
- [4] ANGULO, J. (2014). Structure tensor image filtering using Riemannian L_1 and L_∞ center-of-mass. *Image Analysis and Stereology* **33** 95–105.
- [5] ARIAS-CASTRO, E. and DONOHO, D. L. (2009). Does median filtering truly preserve edges better than linear filtering? *Annals of Statistics* **37** 1172–1206.
- [6] ARNAUDON, M., BARBARESCO, F. and YANG, L. (2012). Medians and means in Riemannian geometry: existence, uniqueness and computation. In *Matrix Information Geometry* 169–197. Springer.
- [7] BECK, A. and SABACH, S. (2015). Weiszfeld’s method: Old and new results. *Journal of Optimization Theory and Applications* **164** 1–40.
- [8] BHATTACHARYA, R. and LIN, L. (2017). Omnibus CLTs for Fréchet means and nonparametric inference on non-Euclidean spaces. *Proceedings of the American Mathematical Society* **145** 413–428.
- [9] BHATTACHARYA, R. and PATRANGENARU, V. (2003). Large sample theory of intrinsic and extrinsic sample means on manifolds I. *Annals of Statistics* **31** 1–29.
- [10] BHATTACHARYA, R. and PATRANGENARU, V. (2005). Large sample theory of intrinsic and extrinsic sample means on manifolds II. *Annals of Statistics* **33** 1225–1259.
- [11] BIRCH, J. B. (1980). Some convergence properties of iterated reweighted least squares in the location model. *Communications in Statistics-Simulation and Computation* **9** 359–369.
- [12] BOUMAL, N. (2023). *An introduction to optimization on smooth manifolds*. Cambridge University Press.
- [13] CARDOT, H., CÉNAC, P. and GODICHON-BAGGIONI, A. (2017). Online estimation of the geometric median in Hilbert spaces: Nonasymptotic confidence balls. *Annals of Statistics* **45** 591–614.
- [14] CARDOT, H., CÉNAC, P. and ZITT, P.-A. (2013). Efficient and fast estimation of the geometric median in Hilbert spaces with an averaged stochastic gradient algorithm. *Bernoulli* **19** 18–43.
- [15] CHAVEL, I. (2006). *Riemannian Geometry: A modern Introduction* **98**. Cambridge University Press.
- [16] CHEN, H. (2024). Riemannian radial distributions on Riemannian symmetric spaces: Optimal rates of convergence for parameter estimation. *arXiv preprint arXiv:2405.07852*.

- [17] CLARK, D. and OSBORNE, M. (1986). Finite algorithms for Huber's M -estimator. *SIAM Journal on Scientific and Statistical Computing* **7** 72–85.
- [18] CORNEA, E., ZHU, H., KIM, P. and IBRAHIM, J. G. (2017). Regression models on Riemannian symmetric spaces. *Journal of the Royal Statistical Society Series B: Statistical Methodology* **79** 463–482.
- [19] DUBEY, P., CHEN, Y. and MÜLLER, H.-G. (2024). Metric statistics: Exploration and inference for random objects with distance profiles. *Annals of Statistics* **52** 757–792.
- [20] DÜRRE, A. and PAINDAVEINE, D. (2022). Affine-equivariant inference for multivariate location under L_p loss functions. *Annals of Statistics* **50** 2616–2640.
- [21] ELTZNER, B., GALAZ-GARCÍA, F., HUCKEMANN, S. and TUSCHMANN, W. (2021). Stability of the cut locus and a central limit theorem for Fréchet means of Riemannian manifolds. *Proceedings of the American Mathematical Society* **149** 3947–3963.
- [22] ELTZNER, B., HANSEN, P. E., HUCKEMANN, S. F. and SOMMER, S. (2023). Diffusion means in geometric spaces. *Bernoulli* **29** 3141–3170.
- [23] ELTZNER, B. and HUCKEMANN, S. F. (2019). A smeary central limit theorem for manifolds with application to high-dimensional spheres. *Annals of Statistics* **47** 3360–3381.
- [24] FAN, J., LI, Q. and WANG, Y. (2017). Estimation of high dimensional mean regression in the absence of symmetry and light tail assumptions. *Journal of the Royal Statistical Society Series B: Statistical Methodology* **79** 247–265.
- [25] FERREIRA, O. P., LOUZEIRO, M. S. and PRUDENTE, L. (2019). Gradient method for optimization on Riemannian manifolds with lower bounded curvature. *SIAM Journal on Optimization* **29** 2517–2541.
- [26] FISHER, N. I. (1995). *Statistical Analysis of Circular data*. Cambridge University Press.
- [27] FLETCHER, P. T., VENKATASUBRAMANIAN, S. and JOSHI, S. (2009). The geometric median on Riemannian manifolds with application to robust atlas estimation. *NeuroImage* **45** S143–S152.
- [28] FRÉCHET, M. (1948). Les éléments aléatoires de nature quelconque dans un espace distancié. *Annales de l'institut Henri Poincaré* **10** 215–310.
- [29] GOLDOWSKY, G. (1928). Note sur les dérivées exactes. *Matematicheskii Sbornik* **35** 35–36.
- [30] GORODSKI, C. (2021). An introduction to Riemannian symmetric spaces. In *7th School and Workshop on Lie Theory* 8–15.
- [31] HARTLEY, R. and ZISSERMAN, A. (2003). *Multiple view geometry in computer vision*. Cambridge university press.
- [32] HOLLAND, P. W. and WELSCH, R. E. (1977). Robust regression using iteratively reweighted least-squares. *Communications in Statistics-theory and Methods* **6** 813–827.
- [33] HOTZ, T. and HUCKEMANN, S. F. (2015). Intrinsic means on the circle: uniqueness, locus and asymptotics. *Annals of the Institute of Statistical Mathematics* **67** 177–193.

- [34] HUBER, P. J. (1964). Robust Estimation of a Location Parameter. *Annals of Mathematical Statistics* **35** 73–101.
- [35] HUBER, P. J. (2004). *Robust Statistics* **523**. John Wiley & Sons.
- [36] HUCKEMANN, S. F. (2011). Intrinsic inference on the mean geodesic of planar shapes and tree discrimination by leaf growth. *Annals of Statistics* **39** 1098–1124.
- [37] HUCKEMANN, S. F. (2011). Inference on 3D Procrustes means: Tree bole growth, rank deficient diffusion tensors and perturbation models. *Scandinavian Journal of Statistics* **38** 424–446.
- [38] HUCKEMANN, S. F. and ELTZNER, B. (2021). Data analysis on nonstandard spaces. *Wiley Interdisciplinary Reviews: Computational Statistics* **13** e1526.
- [39] HUCKEMANN, S. F. and HOTZ, T. (2014). On means and their asymptotics: circles and shape spaces. *Journal of Mathematical Imaging and Vision* **50** 98–106.
- [40] ILEA, I., BOMBRUN, L., TEREDES, R., BORDA, M. and GERMAIN, C. (2016). An M -estimator for robust centroid estimation on the manifold of covariance matrices. *IEEE Signal Processing Letters* **23** 1255–1259.
- [41] JIANG, Y., WANG, Y.-G., FU, L. and WANG, X. (2019). Robust estimation using modified Huber’s functions with new tails. *Technometrics* **61** 111–122.
- [42] JUNG, S., DRYDEN, I. L. and MARRON, J. S. (2012). Analysis of principal nested spheres. *Biometrika* **99** 551–568.
- [43] JUNG, S., ROOKS, B., GROISSER, D. and SCHWARTZMAN, A. (2024). Averaging symmetric positive-definite matrices on the space of eigendecompositions. *to appear in Bernoulli (arXiv preprint arXiv:2306.12025)*.
- [44] KARCHER, H. (1977). Riemannian center of mass and mollifier smoothing. *Communications on Pure and Applied Mathematics* **30** 509–541.
- [45] KENDALL, W. S. (1990). Probability, convexity, and harmonic maps with small image I: uniqueness and fine existence. *Proceedings of the London Mathematical Society* **3** 371–406.
- [46] KENDALL, W. S. and LE, H. (2011). Limit theorems for empirical Fréchet means of independent and non-identically distributed manifold-valued random variables. *Brazilian Journal of Probability and Statistics* **25** 323–352.
- [47] LAMBERT-LACROIX, S. and ZWALD, L. (2011). Robust regression through the Huber’s criterion and adaptive lasso penalty. *Electronic Journal of Statistics* **5** 1015–1053.
- [48] LAX, D. A. (1985). Robust estimators of scale: Finite-sample performance in long-tailed symmetric distributions. *Journal of the American Statistical Association* **80** 736–741.
- [49] LEE, J. and OH, H.-S. (2023). Robust spherical principal curves. *Pattern Recognition* **138** 109380.
- [50] LEY, C. and VERDEBOUT, T. (2017). *Modern Directional Statistics*. CRC Press.
- [51] LIN, Z., MÜLLER, H. G. and PARK, B. U. (2022). Additive models for symmetric positive-definite matrices and Lie groups. *Biometrika* **110** 361–

- 379.
- [52] LOH, P.-L. (2017). Statistical consistency and asymptotic normality for high-dimensional robust M -estimators. *Annals of Statistics* **45** 866–896.
 - [53] LOPUHAÄ, H. P. and ROUSSEEUW, P. J. (1991). Breakdown points of affine equivariant estimators of multivariate location and covariance matrices. *Annals of Statistics* **19** 229–248.
 - [54] MARDIA, K. V., JUPP, P. E. and MARDIA, K. (2000). *Directional Statistics* **2**. Wiley Online Library.
 - [55] MCCORMACK, A. and HOFF, P. (2022). The Stein effect for Fréchet means. *Annals of Statistics* **50** 3647–3676.
 - [56] MINSKER, S. (2015). Geometric median and robust estimation in Banach spaces. *Bernoulli* **21** 2308–2335.
 - [57] MÖTTÖNEN, J., NORDHAUSEN, K. and OJA, H. (2010). Asymptotic theory of the spatial median. In *Nonparametrics and Robustness in Modern Statistical Inference and Time Series Analysis: A Festschrift in honor of Professor Jana Jurečková*, **7** 182–194. Institute of Mathematical Statistics.
 - [58] OSTRESH, L. M. (1978). On the convergence of a class of iterative methods for solving the Weber location problem. *Operations Research* **26** 597–609.
 - [59] PAPADATOS, N. (1995). Maximum variance of order statistics. *Annals of the Institute of Statistical Mathematics* **47** 185–193.
 - [60] PAQUETTE, N., SHI, J., WANG, Y., LAO, Y., CESCHIN, R., NELSON, M., PANIGRAHY, A. and LEPORE, N. (2017). Ventricular shape and relative position abnormalities in preterm neonates. *NeuroImage: Clinical* **15** 483–493.
 - [61] PARK, J. and JUNG, S. (2023). Strong law of large numbers for the generalized Fréchet means with random minimizing domains. *arXiv preprint arXiv:2311.10958*.
 - [62] PENNEC, X. (2018). Barycentric subspace analysis on manifolds. *Annals of Statistics* **46** 2711–2746.
 - [63] PENNEC, X., FILLARD, P. and AYACHE, N. (2006). A Riemannian framework for tensor computing. *International Journal of Computer Vision* **66** 41–66.
 - [64] PETERSEN, A. and MÜLLER, H.-G. (2019). Fréchet regression for random objects with Euclidean predictors. *Annals of Statistics* **47** 691–719.
 - [65] PETERSEN, P. (2006). *Riemannian Geometry* **171**. Springer.
 - [66] REIMHERR, M., BHARATH, K. and SOTO, C. (2021). Differential privacy over Riemannian manifolds. *Advances in Neural Information Processing Systems* **34** 12292–12303.
 - [67] ROUSSEEUW, P. J. and VERBOVEN, S. (2002). Robust estimation in very small samples. *Computational Statistics & Data Analysis* **40** 741–758.
 - [68] SCEALY, J. L. and WOOD, A. T. (2021). Analogues on the sphere of the affine-equivariant spatial median. *Journal of the American Statistical Association* **116** 1457–1471.
 - [69] SCHÖTZ, C. (2019). Convergence rates for the generalized Fréchet mean via the quadruple inequality. *Electronic Journal of Statistics* **13** 4280–4345.
 - [70] SCHÖTZ, C. (2022). Strong laws of large numbers for generalizations of

- Fréchet mean sets. *Statistics* **56** 34–52.
- [71] SCHWARTZMAN, A. (2016). Lognormal distributions and geometric averages of symmetric positive-definite matrices. *International Statistical Review* **84** 456–486.
- [72] STURM, K.-T. (2003). Probability measures on metric spaces of nonpositive. *Contemporary Mathematics* **338** 357–390.
- [73] SUN, Q., ZHOU, W.-X. and FAN, J. (2020). Adaptive Huber regression. *Journal of the American Statistical Association* **115** 254–265.
- [74] WANG, J., WANG, X., LI, C. and YAO, J.-C. (2021). Convergence analysis of gradient algorithms on Riemannian manifolds without curvature constraints and application to Riemannian mass. *SIAM Journal on Optimization* **31** 172–199.
- [75] WANG, L., ZHENG, C., ZHOU, W. and ZHOU, W.-X. (2021). A new principle for tuning-free Huber regression. *Statistica Sinica* **31** 2153–2177.
- [76] WANG, Y.-G., LIN, X., ZHU, M. and BAI, Z. (2007). Robust estimation using the Huber function with a data-dependent tuning constant. *Journal of Computational and Graphical Statistics* **16** 468–481.
- [77] YANG, L. (2010). Riemannian median and its estimation. *LMS Journal of Computation and Mathematics* **13** 461–479.
- [78] YAU, S.-T. (1974). Non-existence of continuous convex functions on certain Riemannian manifolds. *Mathematische Annalen* **207** 269–270.
- [79] ZHANG, H. and SRA, S. (2016). First-order methods for geodesically convex optimization. In *Conference on Learning Theory* 1617–1638. PMLR.
- [80] ZHOU, L., COOK, R. D. and ZOU, H. (2023). Enveloped Huber regression. *Journal of the American Statistical Association* 1–11.
- [81] ZHOU, W.-X., BOSE, K., FAN, J. and LIU, H. (2018). A new perspective on robust M -estimation: Finite sample theory and applications to dependence-adjusted multiple testing. *Annals of Statistics* **46** 1904–1931.
- [82] ZIEZOLD, H. (1977). On expected figures and a strong law of large numbers for random elements in quasi-metric spaces. In *Transactions of the Seventh Prague Conference on Information Theory, Statistical Decision Functions, Random Processes and of the 1974 European Meeting of Statisticians: held at Prague, from August 18 to 23, 1974* 591–602. Springer.