

Stellar Models are Reliable at Low Metallicity: An Asteroseismic Age for the Ancient Very Metal-Poor Star KIC 8144907

DANIEL HUBER,^{1,2} DITTE SLUMSTRUP,^{3,4} MARC HON,^{5,1} YAGUANG LI,¹ VICTOR AGUIRRE BØRSEN-KOCH,⁶ TIMOTHY R. BEDDING,² MERIDITH JOYCE,^{7,8} J. M. JOEL ONG,¹ ALDO SERENELLI,^{9,10} DENNIS STELLO,^{11,2,12} TRAVIS BERGER,¹³ SAMUEL K. GRUNBLATT,¹⁴ MICHAEL GREKLEK-MCKEON,¹⁵ TERUYUKI HIRANO,^{16,17} EVAN N. KIRBY,¹⁸ MARC H. PINSONNEAULT,¹⁹ ARTHUR ALENCASTRO PULS,²⁰ AND JOEL ZINN²¹

ABSTRACT

Very metal-poor stars ($[\text{Fe}/\text{H}] < -2$) are important laboratories for testing stellar models and reconstructing the formation history of our galaxy. Asteroseismology is a powerful tool to probe stellar interiors and measure ages, but few asteroseismic detections are known in very metal-poor stars and none have allowed detailed modeling of oscillation frequencies. We report the discovery of a low-luminosity *Kepler* red giant (KIC 8144907) with high S/N oscillations, $[\text{Fe}/\text{H}] = -2.66 \pm 0.08$ and $[\alpha/\text{Fe}] = 0.38 \pm 0.06$, making it by far the most metal-poor star to date for which detailed asteroseismic modeling is possible. By combining the oscillation spectrum from *Kepler* with high-resolution spectroscopy we measure an asteroseismic mass and age of $0.79 \pm 0.02(\text{ran}) \pm 0.01(\text{sys}) M_{\odot}$ and $12.0 \pm 0.6(\text{ran}) \pm 0.4(\text{sys})$ Gyr, with remarkable agreement across different codes and input physics, demonstrating that stellar models and asteroseismology are reliable for very metal-poor stars when individual frequencies are used. The results also provide a direct age anchor for the early formation of the Milky Way, implying that substantial star formation did not commence until redshift $z \approx 3$ (if the star formed in-situ) or that the Milky Way has undergone merger events for at least ≈ 12 Gyr (if the star was accreted by a dwarf satellite merger such as Gaia Enceladus).

1. INTRODUCTION

The study of the chemo-dynamical history of stellar populations in our galaxy is a rapidly evolving field (see e.g. Bland-Hawthorn & Gerhard 2016; Helmi 2020; Bonaca & Price-Whelan 2024, for recent reviews). A particularly important population in our galaxy are metal-poor stars in the Galactic halo, with theories predicting that they formed either through a combination of collapse of gas during the early stages of galaxy formation (Eggen et al. 1962), the accretion of satellite galaxies at later times (Searle & Zinn 1978), a combination of early and late accretion of satellite galaxies (Bullock & Johnston 2005) or ejections of Galactic disc/bulge stars via dynamical interactions (e.g. Purcell et al. 2010).

A key element to advance our understanding of halo stars is stellar ages. The combination of red giant asteroseismology from space-based missions such as *Kepler*, K2 and TESS with spectroscopic surveys such as APOGEE (Holtzman et al. 2015), Gaia-ESO (Gilmore et al. 2012), GALAH (De Silva et al. 2015) and LAM-

OST (Cui et al. 2012) has provided systematic age constraints for thousands of field red giants (e.g. Miglio et al. 2009; Anders et al. 2017; Stello et al. 2017; Sharma et al. 2019; Grunblatt et al. 2021; Borre et al. 2022; Alencastro Puls et al. 2022; Willett et al. 2023; Schonhut-Stasik et al. 2024) and enabled constraints on mass-loss for metal-poor populations in globular clusters (Miglio et al. 2016; Howell et al. 2022; Tailo et al. 2022; Howell et al. 2024). However, all these constraints rely on asteroseismic scaling relations, which are poorly calibrated for metal-poor stars, show systematic offsets compared to expected astrophysical priors for halo stars (Epstein et al. 2014; Matsuno et al. 2021), and yield high random age uncertainties (Moser et al. 2023).

The gold-standard for ages of field stars comes from asteroseismic modeling of individual oscillation frequencies. This “boutique” modeling is often restricted to main-sequence and subgiant stars due to the fast evolution of red giants, which requires more intensive computation. The issue of surface correction also has to be treated carefully (Kjeldsen et al. 2008; Ball et al. 2018; Ong et al. 2021a; Li et al. 2023). Because oscillation amplitudes are very small for low-luminosity stars (Kjeldsen & Bedding 1995; Huber et al. 2011; Mosser et al. 2012; Kallinger et al. 2014), frequency modeling

has been applied only to two stars with $[\text{Fe}/\text{H}] < -1$: the nearby subgiant ν Indi ($[\text{Fe}/\text{H}] = -1.5$ dex), an “in-situ” halo star (Chaplin et al. 2020), and KIC7341231 ($[\text{Fe}/\text{H}] = -1.6$ dex), which was used to constrain an interior rotation profile (Deheuvels et al. 2012).

Confronting state-of-the-art models with detailed observations at low metallicities has ramifications for a wide range subfields of astrophysics that use stellar models. Asteroseismic frequency modeling of metal-poor stars is important to test these stellar models. For example, prescriptions for convective energy transport in stellar interiors (e.g., Trampedach et al. 2014; Magic et al. 2015; Tayar et al. 2017; Joyce & Chaboyer 2018a; Joyce & Tayar 2023). The combination of asteroseismic constraints with effective temperatures and chemical abundances also test the significance of non-local thermodynamic equilibrium (non-LTE) effects in stellar atmospheres (e.g., Bergemann et al. 2012a), which are expected to depend on metallicity.

Here, we present the results of a survey for metal-poor stars among the *Kepler* oscillating red giant sample. We have found 16 oscillating stars with $[\text{Fe}/\text{H}] < -1$ and present the first detailed asteroseismic modeling of a very-metal poor star ($[\text{Fe}/\text{H}] < -2$).

2. SPECTROSCOPY

2.1. Survey for Very Metal-Poor Stars

We performed a spectroscopic survey for very metal-poor stars among known oscillating *Kepler* red giants. Targets were selected from a catalog of oscillating giants with disk height $z > 3$ kpc (Mathur et al. 2016), and by kinematically selecting likely halo stars using Gaia. For the latter, we calculated tangential motions and used a synthetic population from Galaxia (Sharma et al. 2011) to define a fiducial locus of low-luminosity red giants with kinematics that are consistent with halo stars.

Observations were performed between 2017 and 2019 with the Supernova Integrated Field Spectrograph (SNIFS) mounted on UH88 telescope (Lantz et al. 2004), Keck/HIRES (Vogt et al. 1994) and Subaru/HDS (Noguchi et al. 2002). We performed initial low-resolution spectroscopy with SNIFS ($R=3000$) of ≈ 50 stars using template spectra to select candidate very metal-poor stars, which were then followed up with high-resolution spectroscopy. High-resolution spectra were obtained with a typical SNR of 20-40 per pixel, depending on target brightness. An initial abundance analysis was performed using iSpec (Blanco-Cuaresma et al. 2014) with the `spectrum` synthesis code using the wavelength range 600–680 nm. We identified 16 targets as metal-poor ($[\text{Fe}/\text{H}] < -1$; see Appendix). KIC 8144907 (2MASS J18485977+4401183, $K_s = 11.1$ mag) was

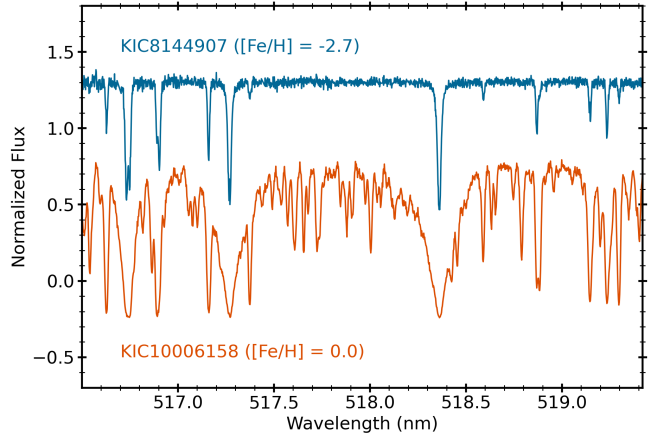


Figure 1. Subaru/HDS spectrum of KIC 8144907 near the Mg triplet. The red line shows a Keck/HIRES spectrum of the solar-metallicity star KIC 10006158 for comparison.

identified as a high-priority follow-up target given its rich asteroseismic data from *Kepler* and very low metallicity inferred from a HIRES spectrum obtained in good conditions on 2019 June 25 with a 300 s exposure and a 1.15” wide slit. We obtained follow-up spectra of KIC 8144907 in 2020 using Subaru/HDS with the I2a setup (500–760 nm) and the default 0.4” slit, resulting in a spectral resolution of $R \approx 90000$. We co-added spectra with a total integration time of 1.2 hours, resulting in an SNR of 70 between 565–585 nm.

2.2. Atmospheric Parameters and Abundances

Figure 1 shows a portion of our combined optical spectrum for KIC 8144907 compared to a solar metallicity star. We used equivalent width measurements to derive atmospheric parameters and chemical abundances, requiring excitation and ionization equilibrium. We varied the temperature until no trend was seen between $[\text{Fe}/\text{H}]$ and excitation potential while fixing surface gravity to 3.26, as measured from asteroseismic scaling relations (Yu et al. 2018). We ensured agreement between FeI and FeII absorption lines was within one standard deviation. The equivalent widths were measured with DAOSPEC (Stetson & Pancino 2008) and the individual absorption line abundances were calculated with the auxiliary program *Abundance* with SPECTRUM in LTE (Gray & Corbally 1994). The chosen absorption lines and accompanying oscillator strengths are from Slumstrup et al. (2019) for our wavelength range, which is 495–675 nm with a few minor gaps. The solar abundances are those of Grevesse & Sauval (1998) and the stellar atmosphere models are ATLAS9 (Castelli & Kurucz 2004). Due to the very low metallicity we applied non-LTE departure

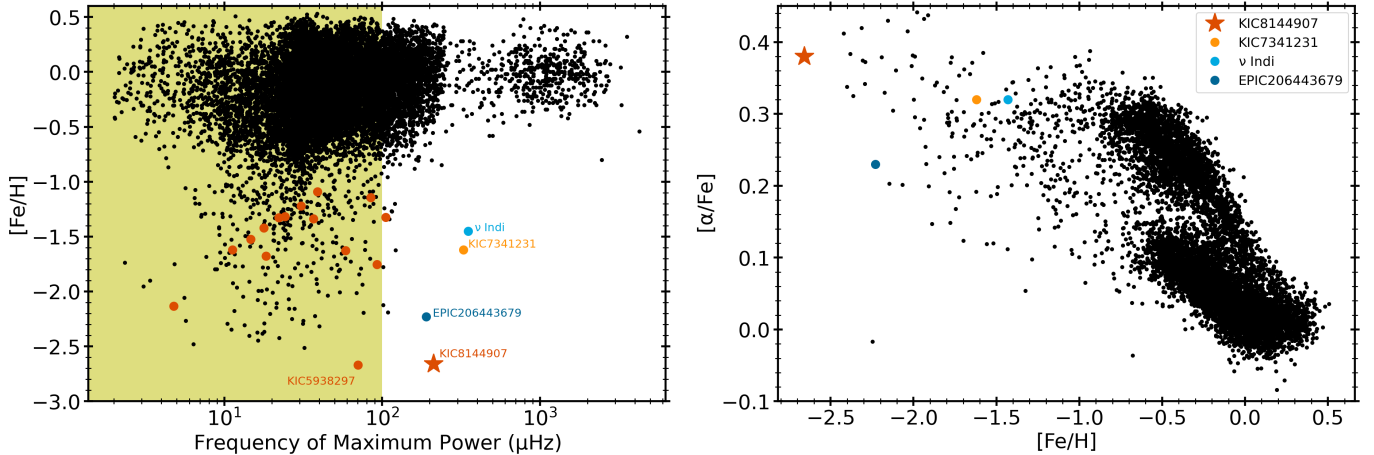


Figure 2. Left: Iron abundance versus frequency of maximum power for stars with asteroseismic detections. Literature values (black points) are from Pinsonneault et al. (2014), Serenelli et al. (2017), Matsuno et al. (2021) and Schonhut-Stasik et al. (2024). Individual literature values are from Chaplin et al. (2020) (ν Indi), Valentini et al. (2019) (EPIC 206443679), and Deheuvels et al. (2014) (KIC7341231). New data from this study are shown as red symbols. The shaded area marks stars generally not amenable to frequency modeling ($\nu_{\text{max}} < 100 \mu\text{Hz}$). Right: Same as the left panel but showing α abundance versus metallicity.

coefficients from the INSPECT database version 1.0¹ (Bergemann et al. 2012b; Lind et al. 2012) to derive final atmospheric parameters of $T_{\text{eff}} = 5400 \pm 200 \text{ K}$, $[\text{Fe}/\text{H}] = -2.66 \pm 0.08 \text{ dex}$ and $[\alpha/\text{Fe}] = 0.38 \pm 0.06 \text{ dex}$. Uncertainties were calculated by varying each parameter until at least a 3σ uncertainty is produced on the slope of $[\text{Fe}/\text{H}]$ vs. excitation potential. We did not detect signs of r -process enhancement, such as Eu (a signature for accreted halo stars; Matsuno et al. 2021).

Figure 2 compares KIC 8144907 to known oscillating stars in abundance and frequency space. KIC 8144907 is the most metal-poor oscillating star that is not an evolved red-giant star ($\nu_{\text{max}} > 100 \mu\text{Hz}$) and the most metal-poor oscillating star with measured α abundances. EPIC 206443679 (Valentini et al. 2019) is a very metal-poor star with similar ν_{max} , but was only observed for 70 days with K2, limiting the SNR and frequency resolution of the asteroseismic detection. KIC 5938297 is another very metal-poor but more evolved star ($\nu_{\text{max}} \approx 80 \mu\text{Hz}$) identified by our survey.

3. ASTEROSEISMOLOGY

3.1. Oscillation Frequencies

KIC 8144907 was observed by *Kepler* for its entire mission using long-cadence mode. We used the PDC-SAP light curve (Stumpe et al. 2012; Smith et al. 2012) and computed the power spectrum, which shows solar-like oscillations with high SNR (Fig. 3, left panel). To extract frequencies, we smoothed the spectrum to a resolu-

tion of $0.1 \mu\text{Hz}$ and measured the positions of the peaks down to a signal-to-noise ratio of 3.5. We identified 49 mode frequencies, which are listed in Table 1.

The left and middle panel of Figure 3 show the power spectrum and échelle diagram. Note that the peaks at the top of the échelle diagram are aliases reflected around the Nyquist frequency ($283 \mu\text{Hz}$). The data show clear ridges of radial and quadrupole modes, plus a rich series of mixed dipole modes that are consistent with a star at the base of the RGB. Kuszlewicz et al. (2023) showed that KIC 8144907 has a strongly enhanced mixed-mode coupling strength and rotational splittings consistent with the core rotation rates of the general *Kepler* sample.

3.2. Bolometric Flux and Luminosity

To calculate the bolometric flux (f_{bol}) we used 2MASS K-band photometry (Skrutskie et al. 2006) and bolometric corrections from MIST isochrones (Choi et al. 2016), as implemented in *isoclassify* (Huber et al. 2017), interpolated to the spectroscopic T_{eff} , $[\text{Fe}/\text{H}]$ and asteroseismic $\log g$. Interstellar extinction was calculated using the 3D map by Green et al. (2015), yielding $A_v = 0.15 \text{ mag}$. We assumed uncertainties of 0.03 mag on the bolometric and extinction correction (Tayar et al. 2022). We find $f_{\text{bol}} = 2.02 \pm 0.06 \times 10^{-10} \text{ erg s}^{-1} \text{ cm}^{-2}$, which combined with a distance of $1326 \pm 20 \text{ pc}$ from the *Gaia* DR3 parallax (Gaia Collaboration et al. 2021; Lindgren et al. 2021) yields a luminosity of $11.13 \pm 0.45 L_{\odot}$.

3.3. Frequency Modeling

We applied six independent modeling efforts to constrain potential systematic errors from different input

¹ available at www.inspect-stars.com

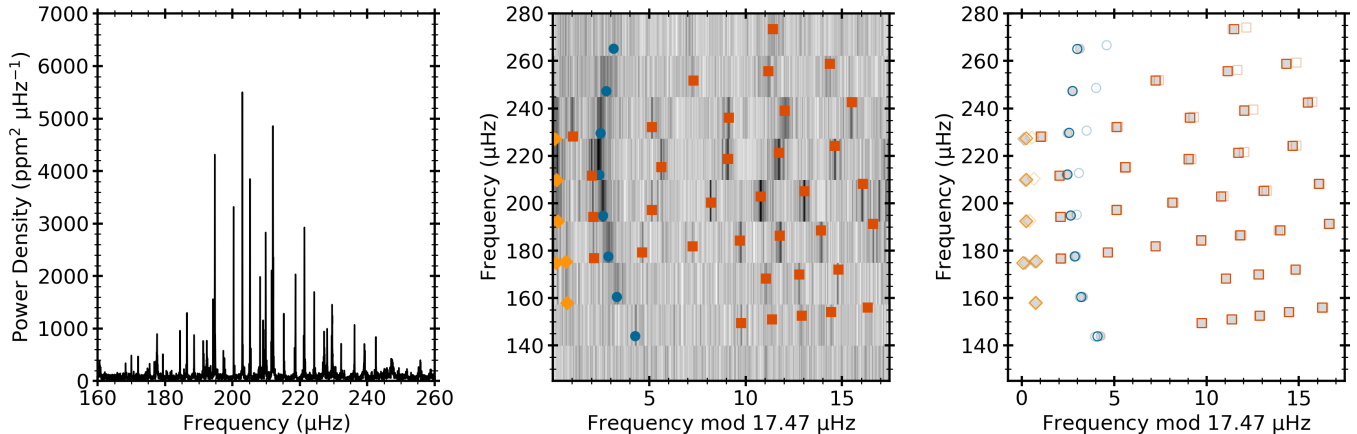


Figure 3. *Left:* Power spectrum of the 4-year *Kepler* timeseries of KIC 8144907 centered on the oscillations. *Middle:* Échelle diagram (greyscale) and extracted frequencies for radial (circles), dipole (squares) and quadrupole (diamonds) modes. *Right:* Échelle diagram showing frequencies from the best fitting model from BeSPP (Section 3.3.1) before (faint open symbols) and after (open symbols) applying a surface correction. Grey symbols show the observed frequencies.

Table 1. Oscillation frequencies and mode identifications for KIC 8144907. We adopt twice the frequency resolution ($0.02\mu\text{Hz}$) as a conservative uncertainty estimate for each frequency.

$f(\mu\text{Hz})$	l	$f(\mu\text{Hz})$	l	$f(\mu\text{Hz})$	l
144.02	0	184.40	1	221.36	1
149.51	1	186.47	1	224.25	1
151.11	1	188.59	1	227.22	2
152.66	1	191.30	1	228.15	1
154.19	1	192.42	2	229.59	0
156.07	1	194.27	1	232.25	1
157.98	2	194.78	0	236.23	1
160.54	0	197.31	1	239.13	1
168.27	1	200.36	1	242.61	1
170.01	1	202.94	1	247.35	0
172.03	1	205.21	1	251.87	1
174.88	2	208.23	1	255.75	1
175.39	2	209.83	2	258.94	1
176.84	1	211.66	1	265.19	0
177.57	0	212.04	0	273.45	1
179.33	1	215.25	1	—	—
181.94	1	218.71	1	—	—

physics and modeling codes (e.g. Chaplin et al. 2014; Silva Aguirre et al. 2015).

3.3.1. BeSPP

A.S. computed models using Garstec (Weiss & Schlattl 2008) with input physics following Serenelli et al. (2017). In summary, nuclear reaction rates are from Solar Fusion II (Adelberger et al. 2011), the equation of state is FreeEOS (Irwin 2012), atomic opac-

ities are from OPAL (Iglesias & Rogers 1996), and low-temperature opacities are from the Wichita group (Ferguson et al. 2005). Stellar atmospheres are modeled using a VAL-C T - τ relation from Vernazza et al. (1981). Mixing length theory is implemented following (Cox & Giuli 1968). The mixing length parameter $\alpha_{\text{MLT}} = 1.9980$ is determined consistently by a solar model calibration. Chemical mixing is treated as a diffusive process. Overshooting is modeled following the exponential decay model of Freytag et al. (1996) and a restriction for small convective cores as described by Magic et al. (2010). Gravitational settling is included in the models. In addition, extra-mixing below the convective envelope is included following the parametrization by VandenBerg et al. (2012) with a metallicity dependent calibration of the diffusion coefficient that reproduces the lithium depletion in the Sun and the moderate depletion of metals in old globular clusters.

The model grid covered a mass range between 0.6 and $1.2 M_{\odot}$ with a step of $0.01 M_{\odot}$, and $[\text{Fe}/\text{H}]$ between -1.0 and -3.0 . All models have been computed with $[\alpha/\text{Fe}] = 0.4$. Evolutionary tracks ran from the Hayashi track to the low-luminosity red giant branch, in practice stopping when the surface gravity reached $\log g = 2.8$. Along each track, about 2000 stellar models were computed. Stellar tracks are pruned to retain only models that are close enough to the surface parameters of the star (within 3σ for T_{eff} and 6σ for $[\text{Fe}/\text{H}]$) and that have two consecutive radial orders that match (any) two observed radial orders within 4%. The latter implicitly sets an upper limit to the absolute value of the surface corrections for those modes. Then, a fine interpolation is carried out along each pruned track such that the changes in all fre-

quencies within the observed range vary less than the typical observed error.

We assigned a prior probability to each model formed by the product of the timespan each model represents in the track and a weight from assuming a Salpeter initial mass function. We assigned a constant prior to metallicity and star formation rate. Then, to compute the likelihood of each model, we used the reduced χ_r^2 , computed as:

$$\chi_r^2 = \frac{1}{N_{\text{obs}} - N_{\text{dof}}} \sum_{i=1, N_{\text{obs}}} \left(\frac{Q_{\text{mod},i} - Q_{\text{obs},i}}{\sigma_{\text{obs},i}} \right)^2, \quad (1)$$

where the first sum extends over T_{eff} , $[\text{Fe}/\text{H}]$, and L_* , and the oscillation modes (Table 1). Therefore, $N_{\text{obs}}=52$. Model frequencies were corrected by surface effects using the two-parameter correction introduced by Ball & Gizon (2014). The number of degrees of freedom in the models is therefore $N_{\text{dof}}=5$ (age, mass, $[\text{Fe}/\text{H}]$ and the two parameters of the surface correction). The likelihood is then proportional to $\exp(-\chi_r^2/2)$. Following these steps, each model was then assigned a probability, which was the product of the prior and likelihood, and probability distribution functions were built for each quantity of interest.

3.3.2. MESA Model 1

M.J. used the Modules for Experiments in Stellar Astrophysics (MESA; Paxton et al. 2011, 2013, 2015, 2018, 2019) software suite version 12778 and the GYRE stellar oscillation program (Townsend & Teitler 2013) version 5.2. The physical assumptions adopted in the evolutionary calculations include the Asplund et al. (2009) opacities and solar mixture, the `photosphere_tables` atmospheric boundary conditions, the ‘`Heney`’ mixing length scheme (Heney et al. 1965), the ‘`basic`’ nuclear network option, which includes all elements and isotopes necessary for low-mass burning chains up through the helium flash, and the ‘`exponential`’ treatment of convective overshooting, with $f_{\text{ovs}} = 0.0014$ times the pressure scale height and primary convective coefficient $f_0 = 0.002$.

Three different fitting schemes for the asteroseismic data were considered: (A) fitting to all modes, including $\ell = 1$; (B) fitting only to $\ell = 0$ and 2 modes; and (C) fitting only to $\ell = 0$ modes. The rank orderings of best-fitting models as determined by methods (B) and (C) were the same. In all cases, the surface corrections of Ball & Gizon (2014) were applied to the frequency fitting, with additional seismic features (e.g. ν_{max} , $\Delta\nu$) calculated according to White et al. (2011).

The fits to individual modes and classical constraints were combined and weighted according to the methods

described in Joyce & Chaboyer (2018b) and Murphy et al. (2021).

3.3.3. MESA Model 2

D.S. used the astero extension in MESA (v7503) (Paxton et al. 2011, 2013) with the default settings for the model physics, except for the following. We used Asplund et al. (2009) solar abundances, the ‘`o18_and_ne22`’ nuclear net, the ‘`Kunz`’ C12 rates, and ‘`jina reaclib`’ N14 rates. For the outer boundary condition we used the ‘`photosphere_tables`’. For the fitting procedure the non-seismic input observables were effective temperature, luminosity, and metallicity corrected for the star’s high alpha element content using the formulation by Salaris et al. (1993). The seismic input was the radial mode frequencies. During model fitting and optimisation, the non-seismic input was weighted 1/3 with 2/3 to the seismic input. We corrected the model frequencies using the ‘`cubic`’ formulation by Ball & Gizon (2014), but found no significant difference when using the ‘`combined`’ formulation. We set mass, metallicity, and the mixing length parameter as free parameters, while keeping overshoot fixed at 0.015 (exponential prescription). We used an initial helium fraction of 0.248 and an enrichment ratio of 1.4.

3.3.4. MESA Model 3

Y.L. used MESA (version r15140) and GYRE (version 5.2), adhering mostly to the default settings, except for specific deviations outlined below. The metal mixture AGSS09 and its corresponding opacities were employed in the models. The Heney mixing length approach (Heney et al. 1965) was used for the prescription of convection. Convective overshoot was not incorporated. The atmosphere boundary condition was set to `photosphere_tables`, which are pre-calculated model atmosphere tables. A grid of stellar models were calculated with initial helium abundance, stellar mass, metallicity, and the mixing length parameter treated as free parameters. These models were constructed with frequencies and corrected with the surface effect in line with the inverse-cubic method proposed by Ball & Gizon (2014). All models were fitted to the oscillation modes and the classical constraints, including L , T_{eff} , and $[\text{Fe}/\text{H}]$.

3.3.5. MESA Model 4

J.M.J.O. constructed MESA models using MESA r12778 and GYRE v6.0. This set of models was constructed with diffusion and settling of helium and metals, an Eddington-gray atmospheric boundary condition, and only a small amount ($f_{\text{ov}} = 0.001$; $f_0 = 0.0005$) of

exponential convective overshoot for numerical conditioning. Unlike the other MESA modelling runs, this modelling was also performed with the stellar $[\text{Fe}/\text{H}]$ computed with respect to the solar chemical abundances of Grevesse & Sauval (1998), with further initial enrichment to match the observational value of $[\alpha/\text{Fe}]$. Correspondingly, OPAL opacity tables appropriate to the GS98 chemical mixture, computed with respect to an alpha-enhancement of $[\alpha/\text{Fe}] = +0.4$, were also adopted. Accordingly, the prescription of Salaris et al. (1993) was *not* used; rather, the actual enriched surface values of $[\text{Fe}/\text{H}]$ in these models were constrained directly against the observational measurement.

Only modes with confident identifications of ℓ were included in the asteroseismic constraint. Radial p-modes were computed using the surface boundary conditions of Christensen-Dalsgaard (2008), and nonradial pure p- and g-mode frequencies, and associated coupling matrices, were computed using the π/γ isolation scheme of Ong & Basu (2020). The radial and quadrupole p-modes were corrected using the two-term prescription of Ball & Gizon (2014). For the dipole modes, a nonlinear surface term correction was applied (the generalisation to the Ball & Gizon 2014 correction described in Ong et al. 2021a), in order to fully account for near-degeneracy avoided crossings between the p- and g-modes, using the same coefficients a_{-1} and a_3 as fitted against the even-degree modes. To avoid having to perform the eigen-decomposition of a large matrix for every evaluation of the seismic likelihood function, the effective frequency-dependent asymptotic coupling strength $q(\nu)$ was calculated using the expression derived in Ong & Gehan (2023), permitting mixed-mode frequencies to be computed as the roots of the asymptotic eigenvalue equation of e.g. Unno et al. (1979).

The total log-likelihood function we adopted for this exercise was the equally-weighted sum of χ^2 statistics for the observed metallicity, effective temperature, and the luminosity, as well as the reduced χ^2 statistic for the surface-corrected mode frequencies. Maximum-likelihood point estimates were initially derived by minimizing the negative log-likelihood using the differential-evolution algorithm, implemented in Mier (2017), varying the initial mass, helium mass fraction, metal fraction, and mixing length parameter α_{MLT} as optimisation parameters. Every stellar model constructed along the optimisation trajectory was retained, effectively constituting a nonuniformly sampled grid of stellar models. We then estimate the marginal posterior median and $\pm 1\sigma$ quantiles of the fundamental properties as weighted averages with respect to this grid of models, with the weights being both proportional to the likelihood func-

tion, and inversely proportional to the sampling function of the grid (estimated with a kernel density estimator).

3.3.6. BASTA

V.A.B.-K. used the BAYesian STellar Algorithm (BASTA) code with a grid of models computed using Garstec with input physics as described in Aguirre Børsen-Koch et al. (2022). The grid implements α -enhanced and depleted mixtures of the Asplund et al. (2009) solar abundances, ranging from $[\alpha/\text{Fe}] = -0.2$ to 0.6 in steps of 0.1 dex. Oscillation frequencies were calculated using ADIPLS (Christensen-Dalsgaard 2008) with surface corrections following the cubic formulation by Ball & Gizon (2014). Parameter inference follows a Bayesian approach as described by Aguirre Børsen-Koch et al. (2022) and used the spectroscopic constraints (T_{eff} , $[\text{Fe}/\text{H}]$ and $[\alpha/\text{Fe}]$), Gaia luminosity and radial modes.

3.3.7. Summary

Table 2 summarizes the properties for KIC 8144907. We observe excellent agreement between modeling methods, with a scatter of $\approx 2\text{--}3\%$ in mass and age. Some methods reported results excluding and including the Gaia luminosity, which were largely consistent, demonstrating that there is no strong disagreement between the luminosities from asteroseismic constraints and Gaia. We adopt self-consistent values from BeSSP, which reported a solution close to the median mass over all methods. For uncertainties, we quote random errors using the mean uncertainty of all methods that fitted non-radial modes and systematic errors as the standard deviation over all methods. Remarkably, the systematic uncertainties for mass and age are a factor of $\approx 1.5\text{--}2$ smaller than the random uncertainties.

Given the similarity in methods, our quoted systematic errors only capture part of the uncertainties. Possible additional systematic errors may arise from mass loss. However, this is not expected to be above our mass uncertainty budget for a star near the base of the RGB (Schröder & Cuntz 2005; Mullan & MacDonald 2019). In principle, additional errors may arise from surface corrections: for example, the Ball & Gizon (2014) correction was shown to induce large amounts of dispersive systematic errors in inferred stellar properties when using even the most p-dominated modes, which have inertiae that are not representative of the underlying pure p-modes (Ong et al. 2021b,a). However, the generalised prescription of Ong et al. (2021c), which we apply in Section 3.3.5, accounts for nonlinear mixed-mode coupling, and yields results that are consistent with other methods applying the standard (Ball & Gizon 2014) correction. We therefore conclude that surface correction method does not induce a major systematic error in our

Table 2. Observed and Derived Properties for KIC 8144907

KIC ID & <i>Kepler</i> Magnitude	8144907	$Kp = 13.1$						Brown et al. (2011)
Gaia DR3 ID & <i>G</i> Magnitude	2105367821469848704	$G = 12.86$						Lindgren et al. (2021)
2MASS ID & <i>K</i> magnitude	J18485977+4401183	$K = 11.11$						Skrutskie et al. (2006)
Bol. Flux (10^{-10} erg s $^{-1}$ cm $^{-2}$)	2.023 ± 0.057						this work	
Luminosity L (L_{\odot})	11.13 ± 0.45						this work	
Freq. of max. power ν_{\max} (μ Hz)	208.2 ± 1.1						Yu et al. (2018)	
Large Separation $\Delta\nu$ (μ Hz)	17.47 ± 0.092						Yu et al. (2018)	
Period Spacing $\Delta\Pi$ (sec)	84.83 ± 0.02						Kuzlewicz et al. (2023)	
Eff. Temperature T_{eff} (K)	5400 ± 200						this work	
Iron Abundance [Fe/H](dex)	-2.66 ± 0.08						this work	
Alpha Abundance $[\alpha/\text{Fe}]$ (dex)	0.38 ± 0.06						this work	
Model	BeSPP	MESA1	MESA2	MESA3	MESA4	BASTA	Adopted	
Mass, M_{\star} (M_{\odot})	0.794	0.792	0.800	0.786	0.774	0.809	$0.79 \pm 0.02(\text{ran}) \pm 0.01(\text{sys})$	
Radius, R_{\star} (R_{\odot})	3.617	3.625	3.620	3.647	3.572	3.630	$3.62 \pm 0.04(\text{ran}) \pm 0.02(\text{sys})$	
Luminosity, L_{\star} (L_{\odot})	10.42	11.96	12.61	11.81	11.06	10.79	$10.42 \pm 0.43(\text{ran}) \pm 0.81(\text{sys})$	
Density, ρ_{\star} ($10^2 \rho_{\odot}$)	2.37	2.34	2.38	2.28	2.39	2.39	$2.37 \pm 0.02(\text{ran}) \pm 0.04(\text{sys})$	
Surface Gravity, $\log g$ (cgs)	3.221	3.218	3.223	3.210	3.221	3.226	$3.221 \pm 0.002(\text{ran}) \pm 0.006(\text{sys})$	
Age, t (Gyr)	11.96	12.40	12.25	12.76	12.68	11.81	$12.0 \pm 0.6(\text{ran}) \pm 0.4(\text{sys})$	

derived mass and age for KIC 8144907. Additional estimates for contributions to the error budget for similar stars have been computed in, e.g., Silva Aguirre et al. (2020); Christensen-Dalsgaard et al. (2020); Tayar et al. (2022); Joyce et al. (2023); Ying et al. (2023).

4. IMPLICATIONS FOR MODELS OF VERY METAL-POOR STARS

Metal-poor stars are important testbeds for stellar models. Input physics such as opacities, interior mixing and convective energy transport prescriptions depend on the chemical composition of a star, and become more uncertain for non-solar metallicities (e.g. Joyce & Chaboyer 2018a). The fidelity of such models has a wide impact on astrophysics, including our understanding of galaxies through simple stellar populations models (Conroy et al. 2009).

Our results demonstrate an excellent match between observations and models, including for mixed dipole modes which probe the structure near the core. The right panel of Figure 3 compares the best-fitting BeSPP model to the observed oscillating frequencies. The model frequencies agree on average with the observations to within $\approx 0.06 \mu\text{Hz}$ ($\approx 0.03\%$), comparable to modeling results for solar-metallicity stars (e.g. Silva Aguirre et al. 2015). The models also provide a good match to the atmospheric constraints, supporting the fidelity of non-LTE corrections (e.g. Bergemann et al. 2012a), although our T_{eff} uncertainty (200 K) is

conservative. Overall, the results imply that state-of-the-art stellar models with standard physical assumptions can reliably reproduce detailed observations of the interior and the atmosphere of a very metal-poor star.

5. ASTEROSEISMIC SCALING RELATIONS

Asteroseismic scaling relations use the global oscillation parameters ν_{\max} and $\Delta\nu$ to calculate fundamental properties by scaling from the Sun. The relations are widely used in the era of ensemble asteroseismology, including to calibrate spectroscopic tracers of stellar mass, which are then used to infer ages with large surveys (Martig et al. 2016; Ho et al. 2017; Ness et al. 2016). Testing scaling relations has become a major subfield of asteroseismology (Huber et al. 2012; Gaulme et al. 2016; Sahlholdt & Silva Aguirre 2018; Themeßl et al. 2018; Zinn 2019; Hekker 2020; Li et al. 2021).

Early results revealed strong inconsistencies between masses from scaling relations and astrophysical expectations for metal-poor stars (Epstein et al. 2014). Several corrections to scaling relations have been proposed (White et al. 2011; Viani et al. 2018). However, all fundamental calibrators to date (such as stars in eclipsing binaries, measured angular diameters, or masses from frequency modeling) have near-solar metallicity. KIC 8144907 provides an opportunity to test scaling relations in the very-metal poor regime.

Using ν_{\max} and $\Delta\nu$ from Yu et al. (2018), our spectroscopic T_{eff} , and solar reference values from Huber

et al. (2011) we calculate a scaling relation mass of $0.98 \pm 0.06 M_{\odot}$, which is $\approx 24\%$ larger than our adopted mass from individual frequency modeling. Using the corrections of the $\Delta\nu$ scaling relations (Sharma & Stello 2016) calculated by Stello & Sharma (2022) for low-metallicity stars, we obtained $0.99 \pm 0.06 M_{\odot}$, even higher than the uncorrected values. Recent revisions on the calculated $\Delta\nu$ correction factors due to the surface terms can at most decrease the scaling mass by $\approx 8\%$ (Li et al. 2022; Li et al. 2023), which is still unable to fully explain the difference. This supports a break down of the ν_{\max} scaling relation in the low-metallicity regime (Belkacem et al. 2011; Zhou et al. 2023) and is in tension with the suggestion that temperature scales are the main cause for overestimated scaling relation masses for metal-poor stars (Schonhut-Stasik et al. 2024).

We can phrase this discussion in terms of the ν_{\max} scaling relation, in which ν_{\max} is approximately proportional to $g/\sqrt{T_{\text{eff}}}$ (Brown et al. 1991; Kjeldsen & Bedding 1995; Belkacem et al. 2011):

$$\frac{\nu_{\max}}{\nu_{\max,\odot}} = f_{\nu_{\max}} \left(\frac{M}{M_{\odot}} \right) \left(\frac{R}{R_{\odot}} \right)^{-2} \left(\frac{T_{\text{eff}}}{T_{\text{eff},\odot}} \right)^{-1/2}. \quad (2)$$

The factor $f_{\nu_{\max}}$ is used to quantify the deviation from this scaling relation (Sharma & Stello 2016; Li et al. 2024). Because our models did not use ν_{\max} as an input, we can use the properties of the best-fitting model to test the departure from the ν_{\max} scaling relation. We do this by calculating $f_{\nu_{\max}}$ from the mass, radius and effective temperature of the model, and the measured value of ν_{\max} , which gives $f_{\nu_{\max}} = 1.056$. This confirms the trend found by Li et al. (2024) that $f_{\nu_{\max}}$ increases towards lower metallicity. It is in contrast to Viani et al. (2018), who investigated the acoustic cutoff frequency and found $f_{\nu_{\max}}$ lower than 1 in metal-poor stars. This disagreement is not well understood.

We also considered the new method of defining and measuring ν_{\max} introduced by Sreenivas et al. (2024). Using their nuSYD pipeline, they found a value of ν_{\max} for KIC 8144907 (after correcting for bias) of $209.0 \pm 0.9 \mu\text{Hz}$ which, combined with their solar value of $3047 \mu\text{Hz}$, means ν_{\max} is 0.0686 times solar. This value is 2% higher than 0.0674 times solar found by Yu et al. (2018), increasing the mass from the scaling relations by 6% and making the disagreement with the best-fit model slightly greater ($f_{\nu_{\max}} = 1.075$).

6. AN ASTEROSEISMIC AGE FOR A VERY METAL POOR STAR

KIC 8144907 is consistent with the canonical definition of a local Galactic halo star based on its metallicity ($[\text{Fe}/\text{H}] < -1$) and kinematics ($|V - V_{\text{LSR}}| >$

200 km s^{-1}). Gaia led to the discovery that many local stars with halo-like kinematics formed in the Milky Way disc but were later kinematically heated through merger events (Bonaca et al. 2017). At fixed metallicity, such “in-situ” halo stars are generally more enriched in α elements compared to stars that have been accreted from dwarf galaxies that merged with the Milky Way, such as Gaia-Enceladus (Helmi et al. 2018; Belokurov et al. 2018). These low and high α sequences merge for very metal-poor stars, which are rare in Gaia, making the distinction of their origin based on kinematics and chemical abundances more difficult. In general, most stars with $[\text{Fe}/\text{H}] < -1$ are expected to have been accreted from satellite galaxies (Di Matteo et al. 2019). However, results for high-latitude halo stars have suggested that the oldest in-situ stars can extend to at least $[\text{Fe}/\text{H}] \approx -2.5$ dex (Carollo et al. 2019; Carter et al. 2021; Conroy et al. 2022), and some very metal-poor stars have also been associated with the oldest stars of the thin disc (Nepal et al. 2024).

To investigate the dynamical origin of KIC 8144907, we compute its orbital kinematics using galpy (Bovy 2015) assuming a left-handed Galactocentric coordinate frame with $[V_{R,\odot}, V_{\phi,\odot}, V_{Z,\odot}] = [-12.9, 245.6, 7.78] \text{ km/s}$ (Drimmel & Poggio 2018), $Z_{\odot} = 20.8 \text{ pc}$ (Bennett & Bovy 2019), and $R_0 = 8.122 \text{ kpc}$ (GRAVITY Collaboration et al. 2018). The star’s orbit is integrated using time-steps of 1 Myr up to a total integration time of 20 Gyr assuming the McMillan2017 potential (McMillan 2017), which reveals that the star follows an eccentric ($e = 0.75$) orbit with a slight retrograde motion relative to the Milky Way’s rotation ($L_z = -0.5 \times 10^3 \text{ kpc km/s}$). Following Naidu et al. (2020), these chemo-dynamical properties make KIC 8144907 consistent with either the metal-weak thick disc or a Gaia-Enceladus member. Following Feuillet et al. (2020), KIC 8144907 would be classified as a possible Gaia Enceladus member, although its metallicity would be unusually low for that population. The properties of KIC 8144907 also appear consistent with the Atari disk (Mardini et al. 2022), which is suspected to have an accretion origin. The catalog by Dodd et al. (2023), based on clustering algorithm by Ruiz-Lara et al. (2022), lists KIC 8144907 as not being associated with dynamical substructures resulting from merger debris.

Irrespective of origin, an asteroseismic age for a very metal poor star provides a valuable anchor point for formation events in our galaxy. Figure 4 shows the age-metallicity relation for stars with asteroseismic ages from detailed frequency modeling with uncertainties better than 1 Gyr. We also show a larger sample of subgiant stars with ages determined from isochrone fit-

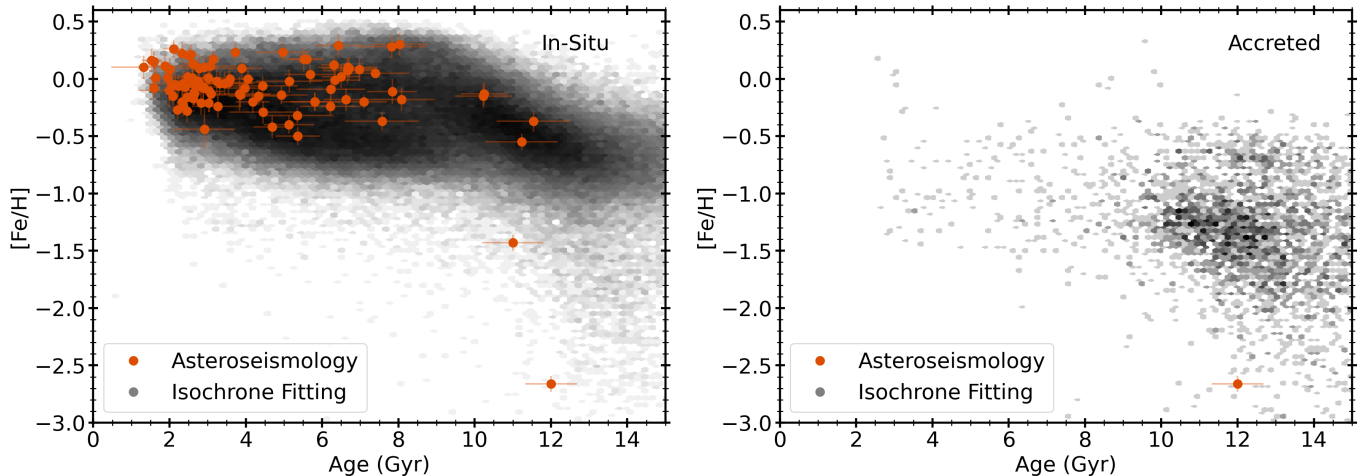


Figure 4. Left panel: Iron abundance versus age for stars with ages from detailed asteroseismic modeling (orange circles) and subgiants with ages from isochrone fitting by Xiang & Rix (2022) (grey logarithmic heatmap) with kinematics consistent with an “in-situ” population ($e < 0.8$, $Lz > 0 \text{ kpc km s}^{-1}$). Literature asteroseismic ages are taken from Silva Aguirre et al. (2015), Silva Aguirre et al. (2017), Campante et al. (2015), Chaplin et al. (2020) and Li et al. (2020). Right panel: same as left panel but for stars with kinematics consistent with an accreted population ($e > 0.8$, $Lz < -500 \text{ kpc km s}^{-1}$). The abundances and kinematics of KIC 8144907 are consistent with either population.

ting (Xiang & Rix 2022). We divided the sample into likely “in-situ” and “accreted” stars based on eccentricity and angular momentum following Conroy et al. (2022). While this selection is not exact and turn-off ages can be affected by systematic errors due to stellar multiplicity, these cuts give broadly representative distributions. We observe that KIC 8144907 sits at the young edge for both distributions at its metallicity. If KIC 8144907 was formed in-situ and thus belongs the earliest phase of the galaxy, its age would imply that substantial star formation in the Milky Way that led to the high- α thick disc did not commence until ≈ 12 Gyr ago (redshift $z \approx 3$). If KIC 8144907 was accreted (e.g., from Gaia Enceladus), it would demonstrate that the Milky Way has undergone merger events for at least ≈ 12 Gyr. No star with detailed asteroseismic frequency modeling has yet been found to be substantially older than 13 Gyr.

7. CONCLUSIONS

We presented the discovery of the most metal-poor star to date for which detailed asteroseismic modeling is possible ($[\text{Fe}/\text{H}] = -2.66 \pm 0.08$ and $[\alpha/\text{Fe}] = 0.38 \pm 0.06$). Our main conclusions are as follows:

- We demonstrate that state-of-the-art stellar structure and atmosphere models with non-LTE corrections can successfully reproduce observations of a very metal-poor star, including a large number of oscillation frequencies that probe the stellar core. Masses and ages derived from different methods

agree to within $\approx 2\text{-}3\%$, with random errors exceeding systematic errors by a factor of $\approx 1.5\text{-}2$. This implies that such stellar models make reliable predictions for very metal-poor stellar populations, although we note that not all possible sources of systematic errors were covered in the applied methods.

- We measure a mass of $0.79 \pm 0.02(\text{ran}) \pm 0.01(\text{sys}) M_{\odot}$, and confirm that asteroseismic scaling relations overestimate stellar masses by $\approx 20\%$ for a very metal-poor star. Corrections to the $\Delta\nu$ relation do not improve the comparison, and our results are consistent with a metallicity dependence for corrections to the ν_{max} relation. The results demonstrate that large-scale asteroseismic results based on average seismic parameters (and calibrations that are based on such samples) have to be used with caution for stars with $[\text{Fe}/\text{H}] < -1$.
- We measure an age of $12.0 \pm 0.6(\text{ran}) \pm 0.4(\text{sys})$ Gyr, the first such estimate from detailed asteroseismic modeling for a very metal-poor star. The chemical abundances and kinematics of the star are consistent with either an ancient in-situ star (implying that substantial star formation in the Galaxy did not commence until $z \approx 3$) or with being accreted from a dwarf satellite such as Gaia Enceladus (implying that Milky Way has undergone merger events for at least 12 Gyr).

KIC 8144907 demonstrates the value of systematic spectroscopic follow-up for stars with asteroseismic detections from space-based telescopes, in particular those with high S/N detections from *Kepler* and in the TESS continuous viewing zones. Accumulating more examples will be critical for the success of Galactic archeology, in particular for improving the reliability spectroscopic age scales that are calibrated on asteroseismology (e.g. [Martig et al. 2016](#)). Given the large number of projected asteroseismic detections from TESS ([Hon et al. 2021](#), e.g.), this will require large-scale spectroscopic surveys such as SDSS-V ([Kollmeier et al. 2017](#)), 4MOST ([de Jong et al. 2012](#)), WEAVE ([Dalton et al. 2012](#)) MSE ([The MSE Science Team et al. 2019](#); [Bergemann et al. 2019](#)) and WST ([Bacon et al. 2024](#)).

Data and code to reproduce all figures in this paper can be found at <https://github.com/danxhuber/very-metal-poor-seismology>. The *Kepler* data used in this paper can be found in MAST: [10.17909/xsvn-fe82](https://mast.stsci.org/MASTTable/10.17909/xsvn-fe82).

The authors wish to recognize and acknowledge the very significant cultural role and reverence that the summit of Maunakea has always had within the Native Hawaiian community. We are most fortunate to have the opportunity to conduct observations from this mountain.

Some of the data presented herein were obtained at Keck Observatory, which is a private 501(c)3 non-profit organization operated as a scientific partnership among the California Institute of Technology, the University of California, and the National Aeronautics and Space Administration. The Observatory was made possible by the generous financial support of the W. M. Keck Foundation. This research is based in part on data collected at

the Subaru Telescope, which is operated by the National Astronomical Observatory of Japan.

D.H. acknowledges support from the Alfred P. Sloan Foundation, the National Aeronautics and Space Administration (80NSSC19K0597), and the Australian Research Council (FT200100871). A.S. acknowledges grants Spanish program Unidad de Excelencia María de Maeztu CEX2020-001058-M, 2021-SGR-1526 (Generalitat de Catalunya), and support from ChETEC-INFRA (EU project no. 101008324). D.S. is supported by the Australian Research Council (DP190100666). E.N.K. acknowledges support from NSF CAREER grant AST-2233781. T.R.B. acknowledges support from the Australian Research Council through Laureate Fellowship FL220100117. M.J. gratefully acknowledges funding of MATISSE: *Measuring Ages Through Isochrones, Seismology, and Stellar Evolution*, awarded through the European Commission’s Widening Fellowship. This project has received funding from the European Union’s Horizon 2020 research and innovation programme. A.A.P. acknowledges the support by the State of Hesse within the Research Cluster ELEMENTS (Project ID 500/10.006). This research was supported by the Munich Institute for Astro-, Particle and Bio-Physics (MIAPbP) which is funded by the Deutsche Forschungsgemeinschaft (DFG, German Research Foundation) under Germany’s Excellence Strategy – EXC-2094 – 390783311.

Software: This research made use of echelle ([Hey & Ball 2020](#)), isoclassify ([Huber et al. 2017](#); [Berger et al. 2020](#)), Lightkurve ([Lightkurve Collaboration et al. 2018](#)), Matplotlib ([Hunter 2007](#)), numpy ([Harris et al. 2020](#)) and scipy ([Virtanen et al. 2020](#)).

Facilities: UH:2.2m, Keck, Subaru, Kepler

APPENDIX

A. METAL POOR STAR CATALOG

REFERENCES

- Adelberger, E. G., García, A., Robertson, R. G. H., et al. 2011, *Reviews of Modern Physics*, 83, 195, doi: [10.1103/RevModPhys.83.195](https://doi.org/10.1103/RevModPhys.83.195)
- Aguirre Børsen-Koch, V., Rørsted, J. L., Justesen, A. B., et al. 2022, *Monthly Notices of the Royal Astronomical Society*, 509, 4344, doi: [10.1093/mnras/stab2911](https://doi.org/10.1093/mnras/stab2911)
- Alencastro Puls, A., Casagrande, L., Monty, S., et al. 2022, *Monthly Notices of the Royal Astronomical Society*, 510, 1733, doi: [10.1093/mnras/stab3545](https://doi.org/10.1093/mnras/stab3545)
- Anders, F., Chiappini, C., Rodrigues, T. S., et al. 2017, *Astronomy and Astrophysics*, 597, A30, doi: [10.1051/0004-6361/201527204](https://doi.org/10.1051/0004-6361/201527204)

Table 3. Metal poor oscillating Kepler red giants

KIC	ν_{\max}	[Fe/H]
5522939	22.1	-1.3
5938297	70.5	-2.7
6278241	14.7	-1.5
7259558	24.2	-1.3
7635173	30.7	-1.2
7660280	36.7	-1.3
7879709	18.4	-1.7
8411296	11.3	-1.6
8611078	58.7	-1.6
9508233	39.0	-1.1
10728519	84.9	-1.1
11445766	17.8	-1.4
11460115	105.5	-1.3
11700922	4.8	-2.1
11704816	92.9	-1.8

Notes: Other stars found to be metal-poor ($[\text{Fe}/\text{H}] < -1$) by our spectroscopic survey. ν_{\max} values are taken from Yu et al. (2018), $[\text{Fe}/\text{H}]$ values were derived using iSpec. Uncertainties on $[\text{Fe}/\text{H}]$ are ≈ 0.1 dex based on a comparison to metallicities derived from APOGEE for a subset of stars.

Asplund, M., Grevesse, N., Sauval, A. J., & Scott, P. 2009, Annual Review of Astronomy and Astrophysics, 47, 481, doi: [10.1146/annurev.astro.46.060407.145222](https://doi.org/10.1146/annurev.astro.46.060407.145222)

Bacon, R., Mainieri, V., Randich, S., et al. 2024, WST – Widefield Spectroscopic Telescope: Motivation, science drivers and top-level requirements for a new dedicated facility, doi: [10.48550/arXiv.2405.12518](https://doi.org/10.48550/arXiv.2405.12518)

Ball, W. H., & Gizon, L. 2014, Astronomy and Astrophysics, 568, A123, doi: [10.1051/0004-6361/201424325](https://doi.org/10.1051/0004-6361/201424325)

Ball, W. H., & Gizon, L. 2014, A&A, 568, A123, doi: [10.1051/0004-6361/201424325](https://doi.org/10.1051/0004-6361/201424325)

Ball, W. H., Themeßl, N., & Hekker, S. 2018, Monthly Notices of the Royal Astronomical Society, 478, 4697, doi: [10.1093/mnras/sty1141](https://doi.org/10.1093/mnras/sty1141)

Belkacem, K., Goupil, M. J., Dupret, M. A., et al. 2011, Astronomy & Astrophysics, 530, A142, doi: [10.1051/0004-6361/201116490](https://doi.org/10.1051/0004-6361/201116490)

Belokurov, V., Erkal, D., Evans, N. W., Koposov, S. E., & Deason, A. J. 2018, MNRAS, 478, 611, doi: [10.1093/mnras/sty982](https://doi.org/10.1093/mnras/sty982)

Bennett, M., & Bovy, J. 2019, MNRAS, 482, 1417, doi: [10.1093/mnras/sty2813](https://doi.org/10.1093/mnras/sty2813)

Bergemann, M., Lind, K., Collet, R., Magic, Z., & Asplund, M. 2012a, Monthly Notices of the Royal Astronomical Society, 427, 27, doi: [10.1111/j.1365-2966.2012.21687.x](https://doi.org/10.1111/j.1365-2966.2012.21687.x)

—. 2012b, MNRAS, 427, 27, doi: [10.1111/j.1365-2966.2012.21687.x](https://doi.org/10.1111/j.1365-2966.2012.21687.x)

Bergemann, M., Huber, D., Adibekyan, V., et al. 2019, arXiv:1903.03157 [astro-ph], <http://arxiv.org/abs/1903.03157>

Berger, T. A., Huber, D., van Saders, J. L., et al. 2020, The Astronomical Journal, 159, 280, doi: [10.3847/1538-3881/159/6/280](https://doi.org/10.3847/1538-3881/159/6/280)

Blanco-Cuaresma, S., Soubiran, C., Heiter, U., & Jofré, P. 2014, Astronomy and Astrophysics, 569, A111, doi: [10.1051/0004-6361/201423945](https://doi.org/10.1051/0004-6361/201423945)

Bland-Hawthorn, J., & Gerhard, O. 2016, Annual Review of Astronomy and Astrophysics, 54, 529, doi: [10.1146/annurev-astro-081915-023441](https://doi.org/10.1146/annurev-astro-081915-023441)

Bonaca, A., Conroy, C., Wetzel, A., Hopkins, P. F., & Kereš, D. 2017, The Astrophysical Journal, 845, 101, doi: [10.3847/1538-4357/aa7d0c](https://doi.org/10.3847/1538-4357/aa7d0c)

Bonaca, A., & Price-Whelan, A. M. 2024, Stellar Streams in the Gaia Era, doi: [10.48550/arXiv.2405.19410](https://doi.org/10.48550/arXiv.2405.19410)

Borre, C. C., Aguirre Børsen-Koch, V., Helmi, A., et al. 2022, Monthly Notices of the Royal Astronomical Society, 514, 2527, doi: [10.1093/mnras/stac1498](https://doi.org/10.1093/mnras/stac1498)

Bovy, J. 2015, ApJS, 216, 29, doi: [10.1088/0067-0049/216/2/29](https://doi.org/10.1088/0067-0049/216/2/29)

Brown, T. M., Gilliland, R. L., Noyes, R. W., & Ramsey, L. W. 1991, \apj, 368, 599, doi: [10.1086/169725](https://doi.org/10.1086/169725)

Brown, T. M., Latham, D. W., Everett, M. E., & Esquerdo, G. A. 2011, The Astronomical Journal, 142, 112, doi: [10.1088/0004-6256/142/4/112](https://doi.org/10.1088/0004-6256/142/4/112)

- Bullock, J. S., & Johnston, K. V. 2005, *The Astrophysical Journal*, 635, 931, doi: [10.1086/497422](https://doi.org/10.1086/497422)
- Campante, T. L., Barclay, T., Swift, J. J., et al. 2015, *The Astrophysical Journal*, 799, 170, doi: [10.1088/0004-637X/799/2/170](https://doi.org/10.1088/0004-637X/799/2/170)
- Carollo, D., Chiba, M., Ishigaki, M., et al. 2019, *The Astrophysical Journal*, 887, 22, doi: [10.3847/1538-4357/ab517c](https://doi.org/10.3847/1538-4357/ab517c)
- Carter, C., Conroy, C., Zaritsky, D., et al. 2021, *The Astrophysical Journal*, 908, 208, doi: [10.3847/1538-4357/abcda4](https://doi.org/10.3847/1538-4357/abcda4)
- Castelli, F., & Kurucz, R. L. 2004, ArXiv e-prints \rm (arXiv:0405087)
- Chaplin, W. J., Basu, S., Huber, D., et al. 2014, *\apjs*, 210, 1, doi: [10.1088/0067-0049/210/1/1](https://doi.org/10.1088/0067-0049/210/1/1)
- Chaplin, W. J., Serenelli, A. M., Miglio, A., et al. 2020, *Nature Astronomy*, 4, 382, doi: [10.1038/s41550-019-0975-9](https://doi.org/10.1038/s41550-019-0975-9)
- Choi, J., Dotter, A., Conroy, C., et al. 2016, *The Astrophysical Journal*, 823, 102, doi: [10.3847/0004-637X/823/2/102](https://doi.org/10.3847/0004-637X/823/2/102)
- Christensen-Dalsgaard, J. 2008, *Astrophysics and Space Science*, 316, 113, doi: [10.1007/s10509-007-9689-z](https://doi.org/10.1007/s10509-007-9689-z)
- Christensen-Dalsgaard, J., Silva Aguirre, V., Cassisi, S., et al. 2020, *Astronomy and Astrophysics*, 635, A165, doi: [10.1051/0004-6361/201936766](https://doi.org/10.1051/0004-6361/201936766)
- Conroy, C., Gunn, J. E., & White, M. 2009, *The Astrophysical Journal*, 699, 486, doi: [10.1088/0004-637X/699/1/486](https://doi.org/10.1088/0004-637X/699/1/486)
- Conroy, C., Weinberg, D. H., Naidu, R. P., et al. 2022, *Birth of the Galactic Disk Revealed by the H3 Survey*, arXiv. <http://arxiv.org/abs/2204.02989>
- Cox, J. P., & Giuli, R. T. 1968, *Principles of stellar structure* (Gordon and Breach: New York)
- Cui, X.-Q., Zhao, Y.-H., Chu, Y.-Q., et al. 2012, *Research in Astronomy and Astrophysics*, 12, 1197, doi: [10.1088/1674-4527/12/9/003](https://doi.org/10.1088/1674-4527/12/9/003)
- Dalton, G., Trager, S. C., Abrams, D. C., et al. 2012, 8446, 8446P, doi: [10.1117/12.925950](https://doi.org/10.1117/12.925950)
- de Jong, R. S., Bellido-Tirado, O., Chiappini, C., et al. 2012, 8446, 8446T, doi: [10.1117/12.926239](https://doi.org/10.1117/12.926239)
- De Silva, G. M., Freeman, K. C., Bland-Hawthorn, J., et al. 2015, *Monthly Notices of the Royal Astronomical Society*, 449, 2604, doi: [10.1093/mnras/stv327](https://doi.org/10.1093/mnras/stv327)
- Deheuvels, S., García, R. A., Chaplin, W. J., et al. 2012, *The Astrophysical Journal*, 756, 19, doi: [10.1088/0004-637X/756/1/19](https://doi.org/10.1088/0004-637X/756/1/19)
- Deheuvels, S., Doğan, G., Goupil, M. J., et al. 2014, *Astronomy and Astrophysics*, 564, A27, doi: [10.1051/0004-6361/201322779](https://doi.org/10.1051/0004-6361/201322779)
- Di Matteo, P., Haywood, M., Lehnert, M. D., et al. 2019, *Astronomy & Astrophysics*, 632, A4, doi: [10.1051/0004-6361/201834929](https://doi.org/10.1051/0004-6361/201834929)
- Dodd, E., Callingham, T. M., Helmi, A., et al. 2023, *Astronomy and Astrophysics*, 670, L2, doi: [10.1051/0004-6361/202244546](https://doi.org/10.1051/0004-6361/202244546)
- Drimmel, R., & Poggio, E. 2018, *Research Notes of the American Astronomical Society*, 2, 210, doi: [10.3847/2515-5172/aaef8b](https://doi.org/10.3847/2515-5172/aaef8b)
- Eggen, O. J., Lynden-Bell, D., & Sandage, A. R. 1962, *The Astrophysical Journal*, 136, 748, doi: [10.1086/147433](https://doi.org/10.1086/147433)
- Epstein, C. R., Elsworth, Y. P., Johnson, J. A., et al. 2014, *The Astrophysical Journal*, 785, L28, doi: [10.1088/2041-8205/785/2/L28](https://doi.org/10.1088/2041-8205/785/2/L28)
- Ferguson, J. W., Alexander, D. R., Allard, F., et al. 2005, *The Astrophysical Journal*, 623, 585, doi: [10.1086/428642](https://doi.org/10.1086/428642)
- Feuillet, D. K., Feltzing, S., Sahlholdt, C. L., & Casagrande, L. 2020, *MNRAS*, 497, 109, doi: [10.1093/mnras/staa1888](https://doi.org/10.1093/mnras/staa1888)
- Freytag, B., Ludwig, H. G., & Steffen, M. 1996, *Astronomy and Astrophysics*, 313, 497. <https://ui.adsabs.harvard.edu/abs/1996A&A...313..497F>
- Gaia Collaboration, Brown, A. G. A., Vallenari, A., et al. 2021, *Astronomy and Astrophysics*, 649, A1, doi: [10.1051/0004-6361/202039657](https://doi.org/10.1051/0004-6361/202039657)
- Gaulme, P., McKeever, J., Jackiewicz, J., et al. 2016, *The Astrophysical Journal*, 832, 121, doi: [10.3847/0004-637X/832/2/121](https://doi.org/10.3847/0004-637X/832/2/121)
- Gilmore, G., Randich, S., Asplund, M., et al. 2012, *The Messenger*, 147, 25. <http://adsabs.harvard.edu/abs/2012MsngR.147...25G>
- GRAVITY Collaboration, Abuter, R., Amorim, A., et al. 2018, *A&A*, 615, L15, doi: [10.1051/0004-6361/201833718](https://doi.org/10.1051/0004-6361/201833718)
- Gray, R. O., & Corbally, C. J. 1994, *AJ*, 107, 742, doi: [10.1086/116893](https://doi.org/10.1086/116893)
- Green, G. M., Schlafly, E. F., Finkbeiner, D. P., et al. 2015, *The Astrophysical Journal*, 810, 25, doi: [10.1088/0004-637X/810/1/25](https://doi.org/10.1088/0004-637X/810/1/25)
- Grevesse, N., & Sauval, A. J. 1998, *Standard solar composition*, doi: [10.1023/A:1005161325181](https://doi.org/10.1023/A:1005161325181)
- Grevesse, N., & Sauval, A. J. 1998, *SSRv*, 85, 161, doi: [10.1023/A:1005161325181](https://doi.org/10.1023/A:1005161325181)
- Grunblatt, S. K., Zinn, J. C., Price-Whelan, A. M., et al. 2021, *The Astrophysical Journal*, 916, 88, doi: [10.3847/1538-4357/ac0532](https://doi.org/10.3847/1538-4357/ac0532)
- Harris, C. R., Millman, K. J., Walt, S. J. v. d., et al. 2020, *Nature*, 585, 357, doi: [10.1038/s41586-020-2649-2](https://doi.org/10.1038/s41586-020-2649-2)
- Hekker, S. 2020, *Frontiers in Astronomy and Space Sciences*, 7, 3, doi: [10.3389/fspas.2020.00003](https://doi.org/10.3389/fspas.2020.00003)

- Helmi, A. 2020, *Annual Review of Astronomy and Astrophysics*, 58, 205, doi: [10.1146/annurev-astro-032620-021917](https://doi.org/10.1146/annurev-astro-032620-021917)
- Helmi, A., Babusiaux, C., Koppelman, H. H., et al. 2018, *Nature*, 563, 85, doi: [10.1038/s41586-018-0625-x](https://doi.org/10.1038/s41586-018-0625-x)
- Heney, L., Vardya, M. S., & Bodenheimer, P. 1965, *ApJ*, 142, 841, doi: [10.1086/148357](https://doi.org/10.1086/148357)
- Hey, D., & Ball, W. 2020, *Echelle: Dynamic echelle diagrams for asteroseismology*, Zenodo, doi: [10.5281/zenodo.3629933](https://doi.org/10.5281/zenodo.3629933)
- Ho, A. Y. Q., Rix, H.-W., Ness, M. K., et al. 2017, *The Astrophysical Journal*, 841, 40, doi: [10.3847/1538-4357/aa6db3](https://doi.org/10.3847/1538-4357/aa6db3)
- Holtzman, J. A., Shetrone, M., Johnson, J. A., et al. 2015, *The Astronomical Journal*, 150, 148, doi: [10.1088/0004-6256/150/5/148](https://doi.org/10.1088/0004-6256/150/5/148)
- Hon, M., Huber, D., Kuszewicz, J. S., et al. 2021, *The Astrophysical Journal*, 919, 131, doi: [10.3847/1538-4357/ac14b1](https://doi.org/10.3847/1538-4357/ac14b1)
- Howell, M., Campbell, S. W., Stello, D., & De Silva, G. M. 2022, *Monthly Notices of the Royal Astronomical Society*, 515, 3184, doi: [10.1093/mnras/stac1918](https://doi.org/10.1093/mnras/stac1918)
- . 2024, *Monthly Notices of the Royal Astronomical Society*, 527, 7974, doi: [10.1093/mnras/stad3565](https://doi.org/10.1093/mnras/stad3565)
- Huber, D., Bedding, T. R., Arentoft, T., et al. 2011, *The Astrophysical Journal*, 731, 94, doi: [10.1088/0004-637X/731/2/94](https://doi.org/10.1088/0004-637X/731/2/94)
- Huber, D., Ireland, M. J., Bedding, T. R., et al. 2012, *The Astrophysical Journal*, 760, 32, doi: [10.1088/0004-637X/760/1/32](https://doi.org/10.1088/0004-637X/760/1/32)
- Huber, D., Zinn, J., Bojsen-Hansen, M., et al. 2017, *The Astrophysical Journal*, 844, 102, doi: [10.3847/1538-4357/aa75ca](https://doi.org/10.3847/1538-4357/aa75ca)
- Hunter, J. D. 2007, *Computing in Science & Engineering*, 9, 90, doi: [10.1109/MCSE.2007.55](https://doi.org/10.1109/MCSE.2007.55)
- Iglesias, C. A., & Rogers, F. J. 1996, *ApJ*, 464, 943, doi: [10.1086/177381](https://doi.org/10.1086/177381)
- Irwin, A. W. 2012, *FreeEOS: Equation of State for stellar interiors calculations*, *Astrophysics Source Code Library*, record ascl:1211.002
- Joyce, M., & Chaboyer, B. 2018a, *ApJ*, 856, 10, doi: [10.3847/1538-4357/aab200](https://doi.org/10.3847/1538-4357/aab200)
- . 2018b, *ApJ*, 864, 99, doi: [10.3847/1538-4357/aad464](https://doi.org/10.3847/1538-4357/aad464)
- Joyce, M., Johnson, C. I., Marchetti, T., et al. 2023, *ApJ*, 946, 28, doi: [10.3847/1538-4357/acb692](https://doi.org/10.3847/1538-4357/acb692)
- Joyce, M., & Tayar, J. 2023, *Galaxies*, 11, 75, doi: [10.3390/galaxies11030075](https://doi.org/10.3390/galaxies11030075)
- Kallinger, T., De Ridder, J., Hekker, S., et al. 2014, *Astronomy & Astrophysics*, 570, A41, doi: [10.1051/0004-6361/201424313](https://doi.org/10.1051/0004-6361/201424313)
- Kjeldsen, H., & Bedding, T. R. 1995, *A&A*, 293, 87, doi: [10.1007/s13398-014-0173-7.2](https://doi.org/10.1007/s13398-014-0173-7.2)
- Kjeldsen, H., Bedding, T. R., & Christensen-Dalsgaard, J. 2008, *\apjl*, 683, L175, doi: [10.1086/591667](https://doi.org/10.1086/591667)
- Kollmeier, J. A., Zasowski, G., Rix, H.-W., et al. 2017, *SDSS-V: Pioneering Panoptic Spectroscopy*, doi: [10.48550/arXiv.1711.03234](https://doi.org/10.48550/arXiv.1711.03234)
- Kuszewicz, J. S., Hon, M., & Huber, D. 2023, *The Astrophysical Journal*, 954, 152, doi: [10.3847/1538-4357/ace598](https://doi.org/10.3847/1538-4357/ace598)
- Lantz, B., Aldering, G., Antilogus, P., et al. 2004, 5249, 146, doi: [10.1117/12.512493](https://doi.org/10.1117/12.512493)
- Li, T., Bedding, T. R., Christensen-Dalsgaard, J., et al. 2020, *Monthly Notices of the Royal Astronomical Society*, 495, 3431, doi: [10.1093/mnras/staa1350](https://doi.org/10.1093/mnras/staa1350)
- Li, T., Li, Y., Bi, S., et al. 2022, *ApJ*, 927, 167, doi: [10.3847/1538-4357/ac4fbf](https://doi.org/10.3847/1538-4357/ac4fbf)
- Li, Y., Bedding, T. R., Stello, D., et al. 2021, *MNRAS*, 501, 3162, doi: [10.1093/mnras/staa3932](https://doi.org/10.1093/mnras/staa3932)
- Li, Y., Bedding, T. R., Stello, D., et al. 2023, *Monthly Notices of the Royal Astronomical Society*, 523, 916, doi: [10.1093/mnras/stad1445](https://doi.org/10.1093/mnras/stad1445)
- Li, Y., Bedding, T. R., Huber, D., et al. 2024, *Realistic Uncertainties for Fundamental Properties of Asteroseismic Red Giants and the Interplay Between Mixing Length, Metallicity and ν_{max}* , doi: [10.48550/arXiv.2407.09967](https://doi.org/10.48550/arXiv.2407.09967)
- Lightkurve Collaboration, Cardoso, J. V. d. M., Hedges, C., et al. 2018, *Lightkurve: Kepler and TESS time series analysis in Python*
- Lind, K., Bergemann, M., & Asplund, M. 2012, *MNRAS*, 427, 50, doi: [10.1111/j.1365-2966.2012.21686.x](https://doi.org/10.1111/j.1365-2966.2012.21686.x)
- Lindgren, L., Klioner, S. A., Hernández, J., et al. 2021, *Astronomy and Astrophysics*, 649, A2, doi: [10.1051/0004-6361/202039709](https://doi.org/10.1051/0004-6361/202039709)
- Magic, Z., Chiavassa, A., Collet, R., & Asplund, M. 2015, *Astronomy and Astrophysics*, 573, A90, doi: [10.1051/0004-6361/201423804](https://doi.org/10.1051/0004-6361/201423804)
- Magic, Z., Serenelli, A., Weiss, A., & Chaboyer, B. 2010, *ApJ*, 718, 1378, doi: [10.1088/0004-637X/718/2/1378](https://doi.org/10.1088/0004-637X/718/2/1378)
- Mardini, M. K., Frebel, A., Chiti, A., et al. 2022, *The Astrophysical Journal*, 936, 78, doi: [10.3847/1538-4357/ac8102](https://doi.org/10.3847/1538-4357/ac8102)
- Martig, M., Foesneau, M., Rix, H.-W., et al. 2016, *MNRAS*, 456, 3655, doi: [10.1093/mnras/stv2830](https://doi.org/10.1093/mnras/stv2830)
- Mathur, S., García, R. A., Huber, D., et al. 2016, *The Astrophysical Journal*, 827, 50, doi: [10.3847/0004-637X/827/1/50](https://doi.org/10.3847/0004-637X/827/1/50)
- Matsuno, T., Hirai, Y., Tarumi, Y., et al. 2021, *A&A*, 650, A110, doi: [10.1051/0004-6361/202040227](https://doi.org/10.1051/0004-6361/202040227)

- Matsuno, T., Aoki, W., Casagrande, L., et al. 2021, *The Astrophysical Journal*, 912, 72, doi: [10.3847/1538-4357/abeab2](https://doi.org/10.3847/1538-4357/abeab2)
- McMillan, P. J. 2017, *MNRAS*, 465, 76, doi: [10.1093/mnras/stw2759](https://doi.org/10.1093/mnras/stw2759)
- Mier, P. R. 2017, pablormier/yabox: v1.0.3, v1.0.3, Zenodo, doi: [10.5281/zenodo.848679](https://doi.org/10.5281/zenodo.848679)
- Miglio, A., Montalbán, J., Baudin, F., et al. 2009, *Astronomy & Astrophysics*, 503, L21, doi: [10.1051/0004-6361/200912822](https://doi.org/10.1051/0004-6361/200912822)
- Miglio, A., Chaplin, W. J., Brogaard, K., et al. 2016, *Monthly Notices of the Royal Astronomical Society*, 461, 760, doi: [10.1093/mnras/stw1555](https://doi.org/10.1093/mnras/stw1555)
- Moser, S., Valle, G., Dell’Omodarme, M., Degl’Innocenti, S., & Prada Moroni, P. G. 2023, *Astronomy and Astrophysics*, 671, A78, doi: [10.1051/0004-6361/202243897](https://doi.org/10.1051/0004-6361/202243897)
- Mosser, B., Elsworth, Y., Hekker, S., et al. 2012, *Astronomy & Astrophysics*, 537, A30, doi: [10.1051/0004-6361/201117352](https://doi.org/10.1051/0004-6361/201117352)
- Mullan, D. J., & MacDonald, J. 2019, *The Astrophysical Journal*, 885, 113, doi: [10.3847/1538-4357/ab4658](https://doi.org/10.3847/1538-4357/ab4658)
- Murphy, S. J., Joyce, M., Bedding, T. R., White, T. R., & Kama, M. 2021, *MNRAS*, 502, 1633, doi: [10.1093/mnras/stab144](https://doi.org/10.1093/mnras/stab144)
- Naidu, R. P., Conroy, C., Bonaca, A., et al. 2020, *The Astrophysical Journal*, 901, 48, doi: [10.3847/1538-4357/abaef4](https://doi.org/10.3847/1538-4357/abaef4)
- Nepal, S., Chiappini, C., Queiroz, A. B. A., et al. 2024, Discovery of the local counterpart of disc galaxies at $z > 4$: The oldest thin disc of the Milky Way using Gaia-RVS, doi: [10.48550/arXiv.2402.00561](https://doi.org/10.48550/arXiv.2402.00561)
- Ness, M., Hogg, D. W., Rix, H. W., et al. 2016, *The Astrophysical Journal*, 823, 114, doi: [10.3847/0004-637X/823/2/114](https://doi.org/10.3847/0004-637X/823/2/114)
- Noguchi, K., Aoki, W., Kawanomoto, S., et al. 2002, *Publications of the Astronomical Society of Japan*, 54, 855, doi: [10.1093/pasj/54.6.855](https://doi.org/10.1093/pasj/54.6.855)
- Ong, J. M. J., & Basu, S. 2020, *ApJ*, 898, 127, doi: [10.3847/1538-4357/ab9ffb](https://doi.org/10.3847/1538-4357/ab9ffb)
- Ong, J. M. J., Basu, S., Lund, M. N., et al. 2021a, *The Astrophysical Journal*, 922, 18, doi: [10.3847/1538-4357/ac1e8b](https://doi.org/10.3847/1538-4357/ac1e8b)
- Ong, J. M. J., Basu, S., & McKeever, J. M. 2021b, *The Astrophysical Journal*, 906, 54, doi: [10.3847/1538-4357/abc7c1](https://doi.org/10.3847/1538-4357/abc7c1)
- Ong, J. M. J., Basu, S., & Roxburgh, I. W. 2021c, *The Astrophysical Journal*, 920, 8, doi: [10.3847/1538-4357/ac12ca](https://doi.org/10.3847/1538-4357/ac12ca)
- Ong, J. M. J., & Gehan, C. 2023, *ApJ*, 946, 92, doi: [10.3847/1538-4357/acbf2f](https://doi.org/10.3847/1538-4357/acbf2f)
- Paxton, B., Bildsten, L., Dotter, A., et al. 2011, *The Astrophysical Journal Supplement Series*, 192, 3, doi: [10.1088/0067-0049/192/1/3](https://doi.org/10.1088/0067-0049/192/1/3)
- Paxton, B., Cantiello, M., Arras, P., et al. 2013, *The Astrophysical Journal Supplement Series*, 208, 4, doi: [10.1088/0067-0049/208/1/4](https://doi.org/10.1088/0067-0049/208/1/4)
- Paxton, B., Marchant, P., Schwab, J., et al. 2015, *The Astrophysical Journal Supplement Series*, 220, 15, doi: [10.1088/0067-0049/220/1/15](https://doi.org/10.1088/0067-0049/220/1/15)
- Paxton, B., Schwab, J., Bauer, E. B., et al. 2018, *The Astrophysical Journal Supplement Series*, 234, 34, doi: [10.3847/1538-4365/aaa5a8](https://doi.org/10.3847/1538-4365/aaa5a8)
- Paxton, B., Smolec, R., Schwab, J., et al. 2019, *The Astrophysical Journal Supplement Series*, 243, 10, doi: [10.3847/1538-4365/ab2241](https://doi.org/10.3847/1538-4365/ab2241)
- Pinsonneault, M. H., Elsworth, Y., Epstein, C., et al. 2014, *The Astrophysical Journal Supplement Series*, 215, 19, doi: [10.1088/0067-0049/215/2/19](https://doi.org/10.1088/0067-0049/215/2/19)
- Purcell, C. W., Bullock, J. S., & Kazantzidis, S. 2010, *Monthly Notices of the Royal Astronomical Society*, 404, 1711, doi: [10.1111/j.1365-2966.2010.16429.x](https://doi.org/10.1111/j.1365-2966.2010.16429.x)
- Ruiz-Lara, T., Matsuno, T., Lövdal, S. S., et al. 2022, *Astronomy and Astrophysics*, 665, A58, doi: [10.1051/0004-6361/202243061](https://doi.org/10.1051/0004-6361/202243061)
- Sahlholdt, C. L., & Silva Aguirre, V. 2018, *Monthly Notices of the Royal Astronomical Society*, 481, L125, doi: [10.1093/mnrasl/sly173](https://doi.org/10.1093/mnrasl/sly173)
- Salaris, M., Chieffi, A., & Straniero, O. 1993, *The Astrophysical Journal*, 414, 580, doi: [10.1086/173105](https://doi.org/10.1086/173105)
- Schonhut-Stasik, J., Zinn, J. C., Stassun, K. G., et al. 2024, *AJ*, 167, 50, doi: [10.3847/1538-3881/ad0b13](https://doi.org/10.3847/1538-3881/ad0b13)
- Schröder, K. P., & Cuntz, M. 2005, *The Astrophysical Journal*, 630, L73, doi: [10.1086/491579](https://doi.org/10.1086/491579)
- Searle, L., & Zinn, R. 1978, *The Astrophysical Journal*, 225, 357, doi: [10.1086/156499](https://doi.org/10.1086/156499)
- Serenelli, A., Johnson, J., Huber, D., et al. 2017, *The Astrophysical Journal Supplement Series*, 233, 23, doi: [10.3847/1538-4365/aa97df](https://doi.org/10.3847/1538-4365/aa97df)
- Sharma, S., Bland-Hawthorn, J., Johnston, K. V., & Binney, J. 2011, *The Astrophysical Journal*, 730, 3, doi: [10.1088/0004-637X/730/1/3](https://doi.org/10.1088/0004-637X/730/1/3)
- Sharma, S., & Stello, D. 2016, *Astrophysics Source Code Library*, ascl:1603.009. <https://ui.adsabs.harvard.edu/abs/2016ascl.soft03009S>
- Sharma, S., Stello, D., Bland-Hawthorn, J., et al. 2019, *Monthly Notices of the Royal Astronomical Society*, 490, 5335, doi: [10.1093/mnras/stz2861](https://doi.org/10.1093/mnras/stz2861)

- Silva Aguirre, V., Davies, G. R., Basu, S., et al. 2015, *Monthly Notices of the Royal Astronomical Society*, 452, 2127, doi: [10.1093/mnras/stv1388](https://doi.org/10.1093/mnras/stv1388)
- Silva Aguirre, V., Lund, M. N., Antia, H. M., et al. 2017, *The Astrophysical Journal*, 835, 173, doi: [10.3847/1538-4357/835/2/173](https://doi.org/10.3847/1538-4357/835/2/173)
- Silva Aguirre, V., Christensen-Dalsgaard, J., Cassisi, S., et al. 2020, *Astronomy and Astrophysics*, 635, A164, doi: [10.1051/0004-6361/201935843](https://doi.org/10.1051/0004-6361/201935843)
- Skrutskie, M. F., Cutri, R. M., Stiening, R., et al. 2006, *The Astronomical Journal*, 131, 1163, doi: [10.1086/498708](https://doi.org/10.1086/498708)
- Slumstrup, D., Grundahl, F., Silva Aguirre, V., & Brogaard, K. 2019, *A&A*, 622, A111, doi: [10.1051/0004-6361/201833739](https://doi.org/10.1051/0004-6361/201833739)
- Smith, J. C., Stumpe, M. C., Van Cleve, J. E., et al. 2012, *Publications of the Astronomical Society of the Pacific*, 124, 1000, doi: [10.1086/667697](https://doi.org/10.1086/667697)
- Sreenivas, K. R., Bedding, T. R., Li, Y., et al. 2024, *MNRAS*, doi: [10.1093/mnras/stae991](https://doi.org/10.1093/mnras/stae991)
- Stello, D., & Sharma, S. 2022, *Research Notes of the American Astronomical Society*, 6, 168, doi: [10.3847/2515-5172/ac8b12](https://doi.org/10.3847/2515-5172/ac8b12)
- Stello, D., Zinn, J., Elsworth, Y., et al. 2017, *ApJ*, 835, 83, doi: [10.3847/1538-4357/835/1/83](https://doi.org/10.3847/1538-4357/835/1/83)
- Stetson, P. B., & Pancino, E. 2008, *PASP*, 120, 1332, doi: [10.1086/596126](https://doi.org/10.1086/596126)
- Stumpe, M. C., Smith, J. C., Van Cleve, J. E., et al. 2012, *Publications of the Astronomical Society of the Pacific*, 124, 985, doi: [10.1086/667698](https://doi.org/10.1086/667698)
- Tailo, M., Corsaro, E., Miglio, A., et al. 2022, *Astronomy and Astrophysics*, 662, L7, doi: [10.1051/0004-6361/202243721](https://doi.org/10.1051/0004-6361/202243721)
- Tayar, J., Claytor, Z. R., Huber, D., & van Saders, J. 2022, *The Astrophysical Journal*, 927, 31, doi: [10.3847/1538-4357/ac4bbc](https://doi.org/10.3847/1538-4357/ac4bbc)
- Tayar, J., Somers, G., Pinsonneault, M. H., et al. 2017, *ApJ*, 840, 17, doi: [10.3847/1538-4357/aa6a1e](https://doi.org/10.3847/1538-4357/aa6a1e)
- The MSE Science Team, Babusiaux, C., Bergemann, M., et al. 2019, *The Detailed Science Case for the Maunakea Spectroscopic Explorer*, 2019 edition, doi: [10.48550/arXiv.1904.04907](https://doi.org/10.48550/arXiv.1904.04907)
- Themeßl, N., Hekker, S., Southworth, J., et al. 2018, *Monthly Notices of the Royal Astronomical Society*, 478, 4669, doi: [10.1093/mnras/sty1113](https://doi.org/10.1093/mnras/sty1113)
- Townsend, R. H. D., & Teitler, S. A. 2013, *Monthly Notices of the Royal Astronomical Society*, 435, 3406, doi: [10.1093/mnras/stt1533](https://doi.org/10.1093/mnras/stt1533)
- Trampedach, R., Stein, R. F., Christensen-Dalsgaard, J., Nordlund, & Asplund, M. 2014, *Monthly Notices of the Royal Astronomical Society*, 445, 4366, doi: [10.1093/mnras/stu2084](https://doi.org/10.1093/mnras/stu2084)
- Unno, W., Osaki, Y., Ando, H., & Shibahashi, H. 1979, *Nonradial oscillations of stars*
- Valentini, M., Chiappini, C., Bossini, D., et al. 2019, *Astronomy & Astrophysics*, 627, A173, doi: [10.1051/0004-6361/201834081](https://doi.org/10.1051/0004-6361/201834081)
- VandenBerg, D. A., Bergbusch, P. A., Dotter, A., et al. 2012, *ApJ*, 755, 15, doi: [10.1088/0004-637X/755/1/15](https://doi.org/10.1088/0004-637X/755/1/15)
- Vernazza, J. E., Avrett, E. H., & Loeser, R. 1981, *ApJS*, 45, 635, doi: [10.1086/190731](https://doi.org/10.1086/190731)
- Viani, L. S., Basu, S., Ong J., M. J., Bonaca, A., & Chaplin, W. J. 2018, *The Astrophysical Journal*, 858, 28, doi: [10.3847/1538-4357/aab7eb](https://doi.org/10.3847/1538-4357/aab7eb)
- Virtanen, P., Gommers, R., Oliphant, T. E., et al. 2020, *Nature Methods*, 17, 261, doi: [10.1038/s41592-019-0686-2](https://doi.org/10.1038/s41592-019-0686-2)
- Vogt, S. S., Allen, S. L., Bigelow, B. C., et al. 1994, in *Society of Photo-Optical Instrumentation Engineers (SPIE) Conference Series*, Vol. 2198, *Society of Photo-Optical Instrumentation Engineers (SPIE) Conference Series*, ed. D. L. Crawford & E. R. Craine, 362
- Weiss, A., & Schlattl, H. 2008, *Ap&SS*, 316, 99, doi: [10.1007/s10509-007-9606-5](https://doi.org/10.1007/s10509-007-9606-5)
- White, T. R., Bedding, T. R., Stello, D., et al. 2011, *ApJ*, 743, 161, doi: [10.1088/0004-637X/743/2/161](https://doi.org/10.1088/0004-637X/743/2/161)
- White, T. R., Bedding, T. R., Stello, D., et al. 2011, *The Astrophysical Journal*, 742, L3, doi: [10.1088/2041-8205/742/1/L3](https://doi.org/10.1088/2041-8205/742/1/L3)
- Willet, E., Miglio, A., Mackereth, J. T., et al. 2023, *Monthly Notices of the Royal Astronomical Society*, 526, 2141, doi: [10.1093/mnras/stad2374](https://doi.org/10.1093/mnras/stad2374)
- Xiang, M., & Rix, H.-W. 2022, *Nature*, 603, 599, doi: [10.1038/s41586-022-04496-5](https://doi.org/10.1038/s41586-022-04496-5)
- Ying, J. M., Chaboyer, B., Boudreaux, E. M., et al. 2023, *AJ*, 166, 18, doi: [10.3847/1538-3881/acd9b1](https://doi.org/10.3847/1538-3881/acd9b1)
- Yu, J., Huber, D., Bedding, T. R., et al. 2018, *The Astrophysical Journal Supplement Series*, 236, 42, doi: [10.3847/1538-4365/aaaf74](https://doi.org/10.3847/1538-4365/aaaf74)
- Zhou, Y., Christensen-Dalsgaard, J., Asplund, M., et al. 2023, *arXiv e-prints*, arXiv:2310.20050, doi: [10.48550/arXiv.2310.20050](https://doi.org/10.48550/arXiv.2310.20050)
- Zinn, J. C. 2019, *The Astrophysical Journal*, 18

All Authors and Affiliations

DANIEL HUBER,^{1,2} DITTE SLUMSTRUP,^{3,4} MARC HON,^{5,1} YAGUANG LI,¹ VICTOR AGUIRRE BØRSEN-KOCH,⁶
TIMOTHY R. BEDDING,² MERIDITH JOYCE,^{7,8} J. M. JOEL ONG,¹ ALDO SERENELLI,^{9,10} DENNIS STELLO,^{11,2,12}
TRAVIS BERGER,¹³ SAMUEL K. GRUNBLATT,¹⁴ MICHAEL GREKLEK-MCKEON,¹⁵ TERUYUKI HIRANO,^{16,17} EVAN N. KIRBY,¹⁸
MARC H. PINSONNEAULT,¹⁹ ARTHUR ALENCASTRO PULS,²⁰ AND JOEL ZINN²¹

¹*Institute for Astronomy, University of Hawai'i, 2680 Woodlawn Drive, Honolulu, HI 96822, USA*

²*Sydney Institute for Astronomy (SIfA), School of Physics, University of Sydney, NSW 2006, Australia*

³*European Southern Observatory, Alonso de Cordova 3107, Vitacura, Chile*

⁴*Instituto de Estudios Astrofísicos, Facultad de Ingeniería y Ciencias, Universidad Diego Portales, Av. Ejército Libertador 441, Santiago, Chile*

⁵*Kavli Institute for Astrophysics and Space Research, Massachusetts Institute of Technology, 77 Massachusetts Avenue, Cambridge, MA 02139, USA*

⁶*DARK, Niels Bohr Institute, University of Copenhagen, Jagtvej 128,18, 2200, Copenhagen, Denmark*

⁷*Konkoly Observatory, HUN-REN Research Centre for Astronomy and Earth Sciences, Konkoly-Thege Miklós út 15-17, H-1121, Budapest, Hungary*

⁸*CSFK, MTA Centre of Excellence, Budapest, Konkoly-Thege Miklós út 15-17, H-1121, Budapest, Hungary*

⁹*Institute of Space Sciences (ICE, CSIC), Carrer de Can Magrans S/N, Campus UAB, Cerdanyola del Valles, E-08193, Spain*

¹⁰*Institut d'Estudis Espacials de Catalunya (IEEC), 08860 Castelldefels (Barcelona), Spain*

¹¹*School of Physics, University of New South Wales, NSW 2052, Australia*

¹²*ARC Centre of Excellence for All Sky Astrophysics in Three Dimensions (ASTRO-3D)*

¹³*Space Telescope Science Institute, 3700 San Martin Drive, Baltimore, MD 21218, USA*

¹⁴*William H. Miller III Department of Physics and Astronomy, Johns Hopkins University, 3400 N Charles St, Baltimore, MD 21218, USA*

¹⁵*Division of Geological and Planetary Sciences, California Institute of Technology, Pasadena, CA, 91125, USA*

¹⁶*Astrobiology Center, 2-21-1 Osawa, Mitaka, Tokyo 181-8588, Japan*

¹⁷*National Astronomical Observatory of Japan, 2-21-1 Osawa, Mitaka, Tokyo 181-8588, Japan*

¹⁸*Department of Physics and Astronomy, University of Notre Dame, 225 Nieuwland Science Hall, Notre Dame, IN 46556, USA*

¹⁹*Department of Astronomy, The Ohio State University, Columbus, OH 43210, USA*

²⁰*Goethe University Frankfurt, Institute for Applied Physics, Max-von-Laue-Str. 12, 60438, Frankfurt am Main, Germany*

²¹*Department of Physics and Astronomy, California State University, Long Beach, Long Beach, CA 90840, USA*