

# Experimenting on Markov Decision Processes with Local Treatments

Shuze Chen

Department of Computer Science and Engineering, Shanghai Jiao Tong University, Shanghai 200030, csz1234567@sjtu.edu.cn

David Simchi-Levi

Institute for Data, Systems, and Society, Department of Civil and Environmental Engineering, and Operations Research Center, Massachusetts Institute of Technology, Cambridge, MA 02139, dslevi@mit.edu

Chonghuan Wang

Center for Computational Science and Engineering, Massachusetts Institute of Technology, Cambridge, MA 02139, chwang9@mit.edu

Utilizing randomized experiments to evaluate the effect of short-term treatments on the short-term outcomes has been well understood and become the golden standard in industrial practice. However, as service systems become increasingly dynamical and personalized, much focus is shifting toward maximizing long-term cumulative outcomes, such as *customer lifetime value*, through *lifetime exposure to interventions*. To bridge this gap, we investigate the randomized experiments within dynamical systems modeled as Markov Decision Processes (MDPs). Our goal is to assess the impact of treatment and control policies on long-term cumulative rewards from relatively short-term observations. We first develop optimal inference techniques for assessing the effects of general treatment patterns. Furthermore, recognizing that many real-world treatments tend to be fine-grained and localized for practical efficiency and operational convenience, we then propose methods to harness this *localized* structure by sharing information on the non-targeted states. Our new estimator effectively overcomes the variance lower bound for general treatments while matching the more stringent lower bound incorporating the local treatment structure. Furthermore, our estimator can optimally achieve a *linear* reduction with the number of test arms for a major part of the variance. Finally, we explore scenarios with perfect knowledge of the control arm and design estimators that further improve inference efficiency.

*Key words:* Experimentation, A/B Testing, Lifetime Value, Markov Decision Process, Local Treatment

---

## 1. Introduction

Randomized experiments, commonly known as A/B testing, have emerged as an indispensable tool, enabling organizations across various sectors—including service, retail, manufacturing, and healthcare—to empirically test and refine their strategies for enhancing customer engagement and satisfaction (Imbens and Rubin 2015, Kohavi and Thomke 2017, Kohavi et al. 2020, Koning et al. 2022). In particular, A/B testing is well-established and widely used to compare short-term or immediate outcomes (e.g., whether a customer clicks on an advertisement) resulting from short-term treatments (e.g., displaying a new version of the advertisement).

However, as service systems grow more complex and dynamic, the focus is increasingly shifting from immediate or short-term outcomes to long-term effects on customers or users who are continually exposed to new interventions. For example, online retailers may employ strategies such as regular coupon distribution or cash back, aiming to trade-off short-term profit reductions for potential long-term revenue gains (Simester et al. 2006). Similarly, user interface updates on web platforms tend to have continual exposure to customers after their launches, thus impacting user experience and engagement over extended periods (Huang et al. 2023, Maystre et al. 2023). These practical scenarios require estimating the impact of *long-term treatments* on *long-term cumulative outcomes*, such as *customer lifetime value*, using relatively short-term observations from randomized experiments.

In this work, we investigate the randomized experiments on Markov Decision Processes (MDPs), which are widely used to model dynamic service systems over extended time horizons including customer relationships (Pfeifer and Carraway 2000), inventory control (Gong and Simchi-Levi 2023), two-sided platforms (Johari et al. 2022), mobile health (Zhang et al. 2023) and many others. Additionally, as modern systems become increasingly complex with numerous states, the practical challenges of implementing entirely new global policies intensify. Such policies could be overly aggressive, in terms of posing significant risks and requiring substantial infrastructure changes. Consequently, many treatments in practice are becoming more fine-grained and localized. This means that the new treatments may only apply on a small number of targeted states locally. For instance, in the customer relationships, the customer’s states are referring to her recent behaviors or other contextual factors. An online marketplace or service platform might offer a “welcome-back” coupon to the customer only when she has not engaged with the service for an extended period (e.g., Sephora’s Welcome Back Event Dooley 2020). Similarly, physical retail locations like pharmacies and markets may provide incentives like cash back to the customer only when she makes in-store purchases (e.g., Bed Bath & Beyond Mohammed 2015). Likewise, a typical intervention for audio stream recommender systems may involve modifying banner promotions alone, without altering other system components throughout the iterative recommendation process (e.g., Spotify Maystre et al. 2023). These localized treatments are strategic, usually aiming to optimize the lifetime value of customers by tailoring experiences and offers to individual needs and histories. Given the prevalence of local treatments in practice, our research goal is to explore the potential of leveraging local treatment structure to optimize data utilization for efficient experimentation on the long-term cumulative reward within an MDP environment.

### 1.1. An illustrative Example On Customer Lifetime Value

To be more concrete about our research question, we further introduce an application example on improving customer lifetime value, adapted from a seminal work in the marketing literature

by Pfeifer and Carraway (2000) and closely related to customer retention and churn management (Hamilton and Singal 2023, Lemmens and Gupta 2020, Kanoria et al. 2024). This example will be revisited throughout the paper.

EXAMPLE 1 (CUSTOMER LIFETIME VALUE). Drawing from the classic Recency, Frequency, Monetary value (RFM) framework, it is often posited by companies that the probability a customer will purchase at the end of any period is solely a function of her *recency*—the number of periods since her last purchase. Pfeifer and Carraway (2000) model recency as the state space of an MDP and characterize customer lifetime value via the value function, which is the discounted sum of revenue collected in the long-run. The state transitions occur as follows: each purchase resets the customer’s recency to one; conversely, if no purchase is made, the customer’s recency increases by one period. When a customer’s recency is high (for example,  $\text{recency} \geq 5$ ), Pfeifer and Carraway (2000) aggregate these instances into a single state, denoted as  $s^5$ , and regard it as representing an inactive customer.

Currently, in order to encourage repeat business and build customer loyalty, the company is exploring the impact of issuing coupons to customers with high recency (i.e., inactive customers at state  $s^5$ ) to attract them back. The coupon treatment is considered *local*, affecting only the state transitions and immediate reward at state  $s^5$ , while leaving all other states unchanged before and after the treatment. Our study can then enable the company to assess how such a coupon policy might affect customer lifetime value in the long run.

## 1.2. Overview of Main Results

To demonstrate our results, we start with what is arguably the most fundamental and illustrative scenario: the new local treatment available in only one specific state. We refer to such a local treatment as *Single-State Treatment (SST)*. In this setup, the treatment policy of interest applies the new SST whenever possible and adheres to the control policy in all other states. Our objective is to estimate and infer the Average Treatment Effect (ATE), which quantifies the difference in long-term cumulative rewards between the treatment policy and the control policy. We summarize and highlight our main results in detail below.

**Efficient Inference under a Fixed Policy.** Instead of simultaneously evaluating both the treatment and control policies, we initially focus on presenting estimation methods for the long-term cumulative rewards of a single, specific policy, say, either the treatment or the control. The two principal approaches used in the current literature are model-based estimation and temporal difference (TD) learning. Model-based estimation involves directly estimating all parameters of the MDP under a fixed policy to subsequently compute long-term rewards. Conversely, TD learning is more straightforward to fit the long-term rewards according to the Bellman equation. Despite their

distinct approaches, we establish that both methods are equivalent and demonstrate asymptotic normality. This means that the two estimators yield identical results and share confidence intervals. This equivalence allows the theoretical results derived from one method to be applicable to the other, providing the flexibility to select the method that is simpler to analyze. Moreover, we derive a variance lower bound for all unbiased estimators using a constrained Cramér-Rao bound. This highlights the inherent challenges of the inference task and confirms that both methods are asymptotically efficient compared to all other unbiased estimators, which may be of independent interest for the reinforcement learning (RL) literature.

**Variance Reduction Utilizing the Local Treatment Structure.** To accurately infer the ATE, we simultaneously estimate the long-term cumulative rewards for both the treatment and control policies. Particularly, we follow the spirit of A/B testing and apply the treatment and control policies randomly at each time period with equal probability. Significant challenges arise from the fact that the data collected are generated by a mixed policy—neither solely the treatment nor the control policy—and our focus is on the long-term cumulative rewards, not just instant rewards. We first establish an unbiased estimator for the ATE, treating the treatment and control policies as completely distinct, without leveraging the SST structure. This estimator is shown to be asymptotically normal, and its variance is almost optimal when the SST structure is not used, as confirmed by our derived variance lower bound.

More importantly, we introduce an estimator that incorporates the SST structure by sharing data collected from states where the new treatment is not applied. This estimator can always achieve a smaller variance, demonstrating the benefits of utilizing the SST structure. Importantly, when expanding to multiple test arms, we illustrate that a major part of the asymptotic variance can be reduced *linearly* with the number of test arms compared to the estimator that does not use the SST structure. Additionally, we derive another variance lower bound for all unbiased estimators even with the knowledge of the SST, validating the optimality of our proposed estimator.

**Further Variance Reduction with Perfect Information about the Control Arm.** In many applications, the control policy has been operational as the default setting within systems for an extended period, yielding a wealth of offline data. Inspired by this abundance of historical information, we explore a scenario where we possess perfect knowledge of the control policy, including its state transition probabilities and immediate rewards. In response, we introduce a new estimator that is asymptotically normal, leveraging both our comprehensive understanding of the control policy and the SST structure. Our findings demonstrate that this approach can further reduce the asymptotic variance, enhancing the estimator’s effectiveness.

Having demonstrated the variance reduction achieved through SST, we also expand our framework and generalize the results to encompass more general local treatments. This extension implies

that the new treatment may be applicable to multiple states, broadening the scope and applicability of our results. We also test the effectiveness of our design on a real-world Sepsis simulator. Moreover, we reveal that under SST, the treatment effect remains consistently positive (or negative) for all states before and after the intervention. This indicates that if the new treatment benefits one state, it benefits all others as well. Also, we discuss that our information sharing concept is orthogonal to and compatible with the bias-variance trade-offs (e.g., [Farias et al. 2022](#)) and function approximation approaches (e.g., [Shi et al. 2020](#), [Syrkkanis and Zhan 2023](#)) developed for the global treatments. This means that many developments under the global treatments can be further improved with the presence of the local treatments by our information sharing idea.

### 1.3. Related Works

**Structure-aware Experiment Design.** Experimental design originated in economics with basically model-free methods. In recent years, researchers in operations research and management science instead realize that there are many useful structures in operations scenarios to understand, analyze and improve experimentation. [Bojinov et al. \(2023\)](#), [Hu and Wager \(2022\)](#), [Ni et al. \(2023\)](#), [Jia et al. \(2023\)](#), [Xiong et al. \(2024\)](#) consider the switchback design under various scenarios, from temporal interference to spatial interference, from stationary environment to non-stationary environment, and from theory driven perspective to data driven perspective. [Glynn et al. \(2020\)](#), [Munro et al. \(2024\)](#), [Wager and Kuang \(2021\)](#), [Bajari et al. \(2021\)](#), [Johari et al. \(2022\)](#), [Zhu et al. \(2024\)](#), [Weng et al. \(2024\)](#) study the experiments happening on two-sided markets and a common practice is to model the system as a continuous-time Markov chain. [Li et al. \(2015\)](#) leverage the sparsity structure of cross-product demand elasticities to greatly reduce the number of experiments required. [Li et al. \(2023\)](#) carefully take the queuing structure into account and propose efficient estimators under the stochastic congestion. [Xiong et al. \(2023\)](#) investigate multi-unit settings with varying treatment starting times. [Zhan et al. \(2021, 2023\)](#) study the post-experiment inference for contextual bandits, which does not capture the state transition as our MDPs. [Simester et al. \(2020\)](#) pioneer at considering treatment structures and suggest comparing outcomes only for customers exposed to different treatment and control actions to improve efficiency empirically. Compared to theirs, we further incorporate complex transition dynamics and provide theoretical guarantees of estimations. The long-term effect with the long-term treatment under the short-term measurement is recently studied by [Huang et al. \(2023\)](#). This paradigm of structure-aware experiment design has witnessed great success in theory and practice in above works with either significant reduction of bias or substantial improvement of efficiency.

**Experimenting on MDPs with General Treatments.** Experimenting on MDPs is more relevant to our work. Many works adopt MDPs to capture the dynamical system and investigate the

long-term outcomes (Pfeifer and Carraway 2000, Murphy 2003, Simester et al. 2006, Tran et al. 2023, Shi et al. 2020, 2023, Farias et al. 2022, 2023), where most previous works consider general treatment, i.e. a treatment will be posed to every state of MDP. The seminal work by Farias et al. (2022) studies the average reward setting. They prove the first asymptotic lower bound for unbiased inference on MDPs and show that this lower bound can sometimes grow exponentially with the number of states. They also construct an LSTD(0)-type OPE estimator that is efficient and achieves this lower bound. In our work, we show that similar phenomena can also be observed in the discounted reward settings. Moreover, Farias et al. (2022) propose an alternative estimator that achieves a notable bias-variance trade-off with an upper bound of asymptotic variance. In contrast, all estimators discussed in this paper are asymptotically unbiased with exact formulae of asymptotic variance preferable for accurately determining the local treatment effect. We instead manage to reduce variance by taking into account the treatment structure. We also discuss the adaptation of their bias-variance trade-off estimator to the discounted reward setting (Farias et al. 2023) in Section 9.2. Furthermore, given the variance lower bound, some recent work like Shi et al. (2023), Zhang et al. (2023) considers asymptotic results with linear function approximation. Note that our methods are orthogonal to the bias-variance trade-off estimator and the function approximation method, and thus are compatible with them.

In addition, there is another line of work including Syrgkanis and Zhan (2023), Cheikhi and Russo (2023), Shi et al. (2020), Khamaru et al. (2021), Tran et al. (2023) that considers asymptotic inference on MDPs but under *episodic* setting or with the assumption of a *generative model*, which means the MDP can be independently simulated many times. In contrast, we consider estimations that can only sample one trajectory from a non-episodic MDP, which restricts our access to the data and thus imposes additional challenges.

#### 1.4. Structures and Notations

In Section 2, we formally introduce the model and the formulation, introducing the MDP, the treatment policy and the control policy, and the average treatment effect that we care about. Section 3 presents the estimation methods for the long-term cumulative rewards of a single, specific policy. In Section 4, we discuss the idea of classical A/B testing in our setting and how to estimate the long-term cumulative rewards for the treatment and control policies from A/B testing. Section 5 provides a new estimator based on the idea of information sharing for the local treatment. Section 6 studies the setting with perfect information of control. Section 7 generalizes the analysis to the general local treatments. In Section 8, we provide some numerical results verifying the idea of information sharing. Section 9 covers the discussion on some useful properties of the local treatment, and the compatibility with other popular techniques in RL. We conclude our paper in Section 10.

We denote for any  $N \in \mathbb{Z}^+$ ,  $[N] = \{1, 2, \dots, N\}$ . For any vector  $x$  and matrix  $\mathbf{A}$ , we define the semi-norm induced by the matrix  $A$  as  $\|x\|_{\mathbf{A}} := \sqrt{x^\top \mathbf{A} x}$ . Additionally, for any function on the state space  $f: \mathcal{S} \rightarrow \mathbb{R}$ , we denote  $\text{Diag}_{s \in \mathcal{S}}(f(s)) := \text{Diag}(f(s^1), \dots, f(s^K)) \in \mathbb{R}^{K \times K}$ . Moreover, we define  $a \vee b := \max\{a, b\}$  and  $a \wedge b := \min\{a, b\}$ .

## 2. Model

We start with the general definition of experimenting on MDPs and then specify the *Single-State Treatment (SST)*, which serves as a simple yet illustrative example of local treatment. In Section 7, we generalize this concept to broader local treatment scenarios.

Consider a (non-episodic, finite-state, infinite-horizon) MDP with state space  $\mathcal{S} := \{s^i\}_{i \in [K]}$  with cardinality  $K$ . At time  $t \in \mathbb{N}$ , we denote the state of the MDP by  $s_t \in \mathcal{S}$ . Associated with each state is a set of available actions,  $\mathcal{A}$ , which influence the state transitions through the transition probability function  $P: \mathcal{S} \times \mathcal{A} \times \mathcal{S} \rightarrow [0, 1]$ . Here, the next state  $s_{t+1}$  follows the distribution  $s_{t+1} \sim P(\cdot | s_t, a_t)$ . For each state-action pair  $(s, a)$ , the instant reward  $r$  earned is independently generated by a Gaussian distribution<sup>1</sup>, i.e.,  $r \sim \mathcal{N}(r(s, a), \sigma_r^2(s, a))$ , where we assume  $\sigma_r^2(s, a) < \infty$  for all  $(s, a)$  pairs. A policy  $\pi: \mathcal{S} \rightarrow \mathcal{A}$  maps states to (random) actions. The value function is defined as the cumulative discounted reward starting from state  $s \in \mathcal{S}$  under a policy  $\pi$ ,

$$V^\pi(s) := \mathbb{E} \left[ \sum_{i=0}^{\infty} \gamma^i r(s_i, a_i) \mid \pi, s_0 = s \right], \quad (1)$$

where  $0 \leq \gamma < 1$  is a discount factor that reflects the trade-off between instant and future rewards. The value function has been widely applied to quantify long-term outcomes in various fields including marketing (Pfeifer and Carraway 2000, Simester et al. 2006), ride-hailing platforms (Shi et al. 2023), and video streaming service (Tran et al. 2023, Maystre et al. 2023). We further use  $\mathbf{V}^\pi \in \mathbb{R}^K := (V^\pi(s^1), \dots, V^\pi(s^K))^\top$  to denote value functions of all states. Moreover, associated with each  $\pi$ ,  $\mathbf{r}^\pi \in \mathbb{R}^K$  is the expected reward under each state under policy  $\pi$ , defined as  $\mathbf{r}^\pi(s) := \sum_{a \in \mathcal{A}} r(s, a) \pi(a | s)$  for  $s \in \mathcal{S}$ .  $\mathbf{P}^\pi \in \mathbb{R}^{K \times K}$  is the transition matrix under  $\pi$  with  $\mathbf{P}^\pi(s, s') := \sum_{a \in \mathcal{A}} P(s' | s, a) \pi(a | s)$  for  $s, s' \in \mathcal{S}$ .

We then introduce a special class of treatment policies that we call the *Single-State Treatment (SST)*. Specifically, there exists a pre-determined ‘‘crucial’’ state, which without loss of generality, we assume to be  $s^1$ . The treatment of interest is applied exclusively when the system’s state,  $s_t$ , coincides with  $s^1$ . Formally, we assume that  $\mathcal{A} = \{\mathbf{c}, \mathbf{t}\}$  regardless of states, while the action  $\mathbf{t}$ , representing the new treatment, is only applicable in the crucial state  $s^1$ , while  $\mathbf{c}$  denotes the control or default action. This restriction ensures that the treatment is targeted and its effects are isolated to the crucial state.

<sup>1</sup> With standard arguments, our results can be extended to the setting where the second moment of the noise is finite.



Building on the definition of SST, we next define two policies and the corresponding treatment effect we aim to assess.

- **The Control Policy  $\pi^c$ :** This policy does not implement the new intervention, maintaining  $\pi^c(s) \equiv \mathbf{c}$  across all states  $s \in \mathcal{S}$ . This is typically the default or existing policy used by the organization. Denote the associated transition matrix as  $\mathbf{P}^c$ , where the entries are exactly  $P(\cdot | \cdot, \mathbf{c})$ . The vector  $\mathbf{r}^c \in \mathbb{R}^K$  is the unknown mean reward for each state under the control whose entries are just  $r(\cdot, \mathbf{c})$ .

- **The Treatment Policy  $\pi^t$ :** This policy implements the new intervention  $\mathbf{t}$  exclusively whenever the state is  $s^1$ , while defaulting to  $\mathbf{c}$  in all the other states. Formally,  $\pi^t(s^1) \equiv \mathbf{t}$  and  $\pi^t(s) \equiv \mathbf{c}$  for all  $s \in \mathcal{S} \setminus s^1$ . Accordingly, we denote the associated transition matrix and the mean reward vector as  $\mathbf{P}^t$  and  $\mathbf{r}^t$ , respectively.

The treatment effect that we are interested in is the difference of the value function under the treatment policy and the control policy. For simplicity, we specially abbreviate the value functions under  $\pi^t$  and  $\pi^c$ ,  $V^{\pi^t}(s)$  and  $V^{\pi^c}(s)$ , as  $V^t(s)$  and  $V^c(s)$ , respectively. Specifically, for a given initial state  $s$ , the estimand of our interest is the average treatment effect (ATE),

$$\Delta(s) = V^t(s) - V^c(s).$$

For all the states, we write the treatment effect in a more compact way as  $\mathbf{\Delta} := \mathbf{V}^t - \mathbf{V}^c$ , where  $\mathbf{V}^t$  and  $\mathbf{V}^c$  are abbreviations of  $\mathbf{V}^{\pi^t}$  and  $\mathbf{V}^{\pi^c}$ , respectively. The central research question of our paper is to estimate the ATE, and especially, how the SST structure can be taken into account and utilized.

Before we conclude the session, we would like to introduce an important measure, which plays an important role in our theoretical results and is also commonly used in the RL literature (Agarwal et al. 2022).

**DEFINITION 1 (DISCOUNTED STATE-VISITATION MEASURE).** Given a policy  $\pi$ , for any two states  $s, s'$ , the *Discounted State-Visitation Measure* is the infinite discounted summation of the probability of visiting state  $s$  starting from state  $s'$ , i.e.,

$$\rho_{s'}^\pi(s) := \sum_{i=0}^{\infty} \gamma^i \mathbb{P}^\pi(s_i = s | s_0 = s').$$

Intuitively, the discounted state-visitation measure quantifies the likelihood that policy  $\pi$  will lead to state  $s$  in the future, starting from the initial state  $s'$ . When the discounted factor  $\gamma$  approaches 1, this measure closely approximates the expected number of times the state  $s$  is visited. This metric effectively captures the underlying dynamics of the MDP. Given that our intervention is exclusively applied to state  $s^1$ , the frequency with which state  $s^1$  is visited becomes a crucial factor in assessing the impact of the treatment.



### 3. Preliminaries: Inference under A Fixed Policy

Before presenting the methods for experimenting with and comparing different policies, in this section, we first discuss how to perform inference on the value function under a fixed policy  $\pi$ , as an important cornerstone. Estimating the value function within MDPs is not a new task in the literature. There are two streams of methods, both of which are reliant on the well-known Bellman Equation, i.e.,

$$\mathbf{V}^\pi = \mathbf{r}^\pi + \gamma \mathbf{P}^\pi \mathbf{V}^\pi. \quad (2)$$

The first stream of methods, known as model-based estimation, is detailed in Algorithm 1. Model-based estimation  $\widehat{\mathbf{V}}^{\text{MB}}$  utilizes the reformulation of the Bellman Equation as  $\mathbf{V}^\pi = (\mathbf{I} - \gamma \mathbf{P}^\pi)^{-1} \mathbf{r}^\pi$ , where  $\mathbf{I}$  is the identity matrix. This method estimates  $\mathbf{V}^\pi$  by plugging in the estimations of the MDP parameters including  $\mathbf{r}^\pi$  and  $\mathbf{P}^\pi$ . Such an estimation is based on the comprehensive understanding of all model parameters, hence it is termed model-based.

The second methodology, referred to as model-free estimation, is outlined in Algorithm 2. It directly estimates the value function without estimating the model's parameters. Specifically, for a given tuple  $(s_i, a_i, s_{i+1}, r_i)$ ,  $r_i + \gamma V(s_{i+1})$  is an unbiased estimation of  $V(s_i)$  according to the Bellman Equation. Thus, we obtain the estimator  $\widehat{\mathbf{V}}^{\text{TD}}$  following the well-known least square temporal difference (TD) algorithm, which solves

$$\min_{\widehat{\mathbf{V}}} \sum_{s \in \mathcal{S}} \left( \sum_{s_i=s} r(s_i, a_i) + \gamma \widehat{V}(s_{i+1}) - \widehat{V}(s_i) \right)^2. \quad (3)$$

Despite of the difference in nature,  $\widehat{\mathbf{V}}^{\text{MB}}$  and  $\widehat{\mathbf{V}}^{\text{TD}}$  are actually providing the same point estimation of the value function  $\mathbf{V}$ . More formally, we have the following proposition.

**PROPOSITION 1.** *Let  $\widehat{\mathbf{V}}^{\text{MB}}$  and  $\widehat{\mathbf{V}}^{\text{TD}}$  be the respective output of Algorithm 1 and Algorithm 2 given the trajectory  $\tau = \{(s_i, a_i, s_{i+1}, r_i)\}_{i \in [T]}$  sampled under policy  $\pi$ . Assume all states are visited at least once in  $\tau$ , then it holds  $\widehat{\mathbf{V}}^{\text{MB}} = \widehat{\mathbf{V}}^{\text{TD}}$ .*

*Proof of Proposition 1.* Let  $N(s^i) > 0$  be the number of visitations to state  $s^i \in \mathcal{S}$  in  $\tau$ . Then the optimization problem in Algorithm 2 can be rewritten as

$$\min_{\widehat{\mathbf{V}}} \left\| \text{Diag}(N(s^1), N(s^2), \dots, N(s^K)) \cdot \left( \widehat{\mathbf{V}} - \left( \widehat{\mathbf{r}} + \gamma \widehat{\mathbf{P}} \widehat{\mathbf{V}} \right) \right) \right\|_2^2, \quad (4)$$

where  $\widehat{\mathbf{r}} \in \mathbb{R}^K$  is the empirical average reward with  $\widehat{\mathbf{r}}(s) = \sum_{i=1}^T \mathbf{1}[s_i = s] r(s_i, a_i) / N(s)$  for  $s \in \mathcal{S}$  and  $\widehat{\mathbf{P}} \in \mathbb{R}^{K \times K}$  is the empirical transition matrix with  $\widehat{\mathbf{P}}(s, s') = \sum_{i=1}^T \mathbf{1}[s_i = s, s_{i+1} = s'] / N(s)$  for all  $s, s' \in \mathcal{S}$ .

It is worth noting that any estimation  $\widehat{\mathbf{P}}$  is always a transition matrix. Thus the matrix  $(\mathbf{I} - \gamma \widehat{\mathbf{P}})$  is always non-singular. Therefore one can verify that the unique solution to Eq. (4) is  $\widehat{\mathbf{V}}^{\text{TD}} = (\mathbf{I} - \gamma \widehat{\mathbf{P}})^{-1} \widehat{\mathbf{r}}$ , which matches  $\widehat{\mathbf{V}}^{\text{MB}}$ .  $\square$

We have now demonstrated the equivalence between the two estimators within finite-space and finite action MDPs without function approximations, indicating that they share identical theoretical properties. Consequently, establishing a property for one estimator inherently confirms it for the other. It is important to emphasize, however, that this equivalence does not imply that the model-based approach and TD learning are identical across all scenarios. There has been a long debate in the reinforcement learning literature between model-based learning and TD learning, and we refer to the more relevant surveys and textbooks like [Moerland et al. \(2023\)](#) and [Sutton and Barto \(2018\)](#).

---

**Algorithm 1: Model-based Estimation**


---

**Require:** The obtained trajectory  $\tau = \{(s_i, a_i, s_{i+1}, r_i)\}_{i \in [T]}$ ; Discount factor  $\gamma$ .

- 1:  $N(s, a) \leftarrow \sum_{i=1}^T \mathbb{I}\{s_i = s, a_i = a\}$ ,  $N(s, a, s') \leftarrow \sum_{i=1}^T \mathbb{I}\{s_i = s, a_i = a, s_{i+1} = s'\}$ ,  $\forall s, s' \in \mathcal{S}, a \in \mathcal{A}$
  - 2:  $\hat{r}(s) \leftarrow (\sum_{i=1}^T r_i \mathbb{I}\{s_i = s\}) / (N(s) \vee 1)$ ,  $\forall s \in \mathcal{S}$
  - 3:  $\hat{P}(s' | s, a) = N(s, a, s') / (N(s, a) \vee 1)$ ,  $\forall s, s' \in \mathcal{S}, a \in \mathcal{A}$
  - 4:  $\hat{\mathbf{V}}^{\text{MB}} \leftarrow (\mathbf{I} - \gamma \hat{\mathbf{P}})^{-1} \hat{\mathbf{r}}$ .
  - 5: **return**  $\hat{\mathbf{V}}^{\text{MB}}$ .
- 

---

**Algorithm 2: Model-free Estimation (Temporal Difference Learning)**


---

**Require:** The obtained trajectory  $\tau = \{(s_i, a_i, s_{i+1}, r_i)\}_{i \in [T]}$ ; Discount factor  $\gamma$ .

- 1: Solve the following optimization problem Eq. (3),

$$\min_{\hat{\mathbf{V}}} \sum_{s \in \mathcal{S}} \left( \sum_{s_i = s} r(s_i, a_i) + \gamma \hat{\mathbf{V}}(s_{i+1}) - \hat{\mathbf{V}}(s_i) \right)^2.$$

- 2: **return**  $\hat{\mathbf{V}}^{\text{TD}}$ .
- 

### 3.1. Asymptotic Inference of Value Function

In this subsection, we investigate the asymptotic normality of the estimators  $\hat{\mathbf{V}}^{\text{MB}}$  and  $\hat{\mathbf{V}}^{\text{TD}}$ . For a fixed and static policy  $\pi$ , the MDP can induce a Markov chain where the states sequentially evolve. The states we observed on the trajectory  $\tau$  are sampled from such a Markov chain, and the technical subtlety is that the samples are not necessarily independent and identically distributed (i.i.d.). Particularly, the current state  $s_{t+1}$  depends on the last state  $s_t$ . However, if  $s_t$  is sampled from the stationary distribution of the induced Markov chain, the future samples can be seen as i.i.d. generated from the stationary distribution. This observation allows us to hypothesize that

rapid convergence to the stationary distribution may lead to asymptotic normality. To elucidate this concept further, we introduce the definition of uniform ergodicity, which indicates rapid mixing within the Markov chain. This principle is akin to those found in the works of [Farias et al. \(2022\)](#) and [Hu and Wager \(2022\)](#) and it is commonly assumed in the central limit theorem for Markov chains as detailed by [Jones \(2004\)](#).

**DEFINITION 2 (UNIFORM ERGODICITY).** A Markov chain with the state transition matrix  $\mathbf{P}$  is *uniformly ergodic* if it has stationary distribution  $\boldsymbol{\mu}$  and there exists some constant  $C \geq 0$  and  $0 \leq \lambda < 1$  such that for all  $k \in \mathbb{N}$  and all  $s \in \mathcal{S}$ ,

$$D_{\text{TV}}(\mathbf{P}^k(s, \cdot), \boldsymbol{\mu}) \leq C\lambda^k,$$

where  $D_{\text{TV}}(\cdot, \cdot)$  is the total variation distance.

Now we present the main theorem of this section, establishing the central limit theorem for  $\widehat{\mathbf{V}}^{\text{MB}}$ , which naturally holds for  $\widehat{\mathbf{V}}^{\text{TD}}$ . The detailed proof is delayed to [Appendix EC.2.2](#).

**THEOREM 1 (Asymptotic Normality).** *Assuming the Markov chain induced by policy  $\pi$  is uniformly ergodic, with the input of a trajectory generated by a fixed policy  $\pi$ , it holds that as  $T \rightarrow \infty$ ,*

$$\sqrt{T}(\widehat{\mathbf{V}}^{\text{MB}} - \mathbf{V}^\pi) \xrightarrow{d} \mathcal{N}(\mathbf{0}, \Sigma_{\text{MB}}),$$

where

$$\Sigma_{\text{MB}} = (\mathbf{I} - \gamma \mathbf{P}^\pi)^{-1} \text{Diag}_{s \in \mathcal{S}} \left( \sigma_\pi^2(s) / \mu^\pi(s) + \|\gamma \mathbf{V}^\pi\|_{\Sigma_{p^\pi(s)}}^2 / \mu^\pi(s) \right) (\mathbf{I} - \gamma \mathbf{P}^\pi)^{-\top}.$$

We use  $\sigma_\pi^2(s) := \sum_{a \in \mathcal{A}} \mathbb{P}^\pi(a | s) \sigma^2(s, a)$  to denote the variance of the instant rewards of state  $s$  under policy  $\pi$ . The vector  $\boldsymbol{\mu}^\pi := (\mu^\pi(s^1), \dots, \mu^\pi(s^K))^\top$  is the stationary distribution under policy  $\pi$ , and  $\Sigma_{p^\pi(s)} := \text{Diag}(\mathbf{p}_s) - \mathbf{p}_s \mathbf{p}_s^\top$ , where  $\mathbf{p}_s \in \mathbb{R}^K$  is the vector of the transition probability from state  $s$  to the other states,  $(\mathbb{P}^\pi(s^1 | s), \dots, \mathbb{P}^\pi(s^K | s))$ .

Theorem 1 reveals that the model-based estimator is well-behaved and asymptotically normal. By Proposition 1,  $\Sigma_{\text{TD}}$  shares the same values and properties. In order to simplify and provide more insights, we discuss the inference of the value function under a specific state, say, the crucial state  $s^1$ . The following corollary presents the asymptotic normality of the estimator of  $V(s^1)$ , which is the first dimension of  $\mathbf{V}^{\text{MB}}$  or  $\mathbf{V}^{\text{TD}}$ .

**COROLLARY 1.** *Following the same assumption as Theorem 1, it holds that as  $T \rightarrow \infty$ ,*

$$\sqrt{T}(\widehat{\mathbf{V}}^{\text{MB}}(s^1) - V^\pi(s^1)) \xrightarrow{d} \mathcal{N}(0, \sigma_{\text{MB}}^2(s^1)),$$

where

$$\sigma_{\text{MB}}^2(s^1) = \sum_{s \in \mathcal{S}} \frac{\rho_{s^1}^\pi(s)^2}{\mu^\pi(s)} \left( \sigma_\pi^2(s) + \|\gamma \mathbf{V}^\pi\|_{\Sigma_{p^\pi(s)}}^2 \right).$$

Recall that  $\rho_{s^1}^\pi(s)$  is the discounted state-visitation measure defined in Definition 1. The asymptotic variance of estimating  $V(s^1)$  is influenced not only by the state  $s^1$  itself but also by all the other states. This is consistent with our understanding that our objective is the long-term value and the samples are drawn from an MDP. Although the variance depends on all states, we want to specially highlight that  $\sigma_{\text{MB}}^2(s^1)$  can be decomposed into  $K$  distinct terms, where each term corresponds almost exclusively to one state. Furthermore, each term is inversely proportion to the stationary probability  $\mu^\pi(s)$ . This implies that states which are less frequently visited pose greater challenges in sampling, potentially leading to increased variance. Additionally, each term has two parts,  $\sigma_\pi^2(s)$  and  $\|\gamma \mathbf{V}^\pi\|_{\Sigma_{p^\pi(s)}}^2$ , which correspond to the (short-term) variance of the instant rewards and the (long-term) variance related to transitions to the other states.

### 3.2. Lower Bound for Asymptotic Variance of Estimating Value Function

In this subsection, we elaborate on the lower bound of the variance of any unbiased estimator. We reveal that the  $\Sigma_{\text{MB}}$  derived in Theorem 1 is optimal in the asymptotic view and cannot be further improved.

**THEOREM 2 (Asymptotic Efficiency).** *Let the trajectory  $\tau = \{(s_i, a_i, s_{i+1}, r_i)\}_{i \in [T]}$  be sampled from MDP under policy  $\pi$  with initial distribution  $\boldsymbol{\mu}^\pi$ . Then for any unbiased estimator of value functions with covariance matrix  $\Sigma$ , it holds that  $\Sigma_{\text{MB}} \preceq T\Sigma$ , where  $\Sigma_{\text{MB}}$  is defined in Theorem 1.*

To prove the theorem, let  $\boldsymbol{\theta} = (\mathbf{P}^\pi, \mathbf{r}^\pi)$  be the parameters controlling the system. Notice that  $\boldsymbol{\theta}$  subjects to the constraint  $\sum_j \mathbf{P}_{ij}^\pi = 1$  for all  $i \in [K]$ . We then apply the Constrained Cramér–Rao bound (CCRB, see Lemma EC.8) for the lower bound. The full proof is delayed to Appendix EC.2.3.

In the recent literature, [Khamaru et al. \(2021\)](#) also establish a similar variance lower bound for TD learning, where they additionally assume the access to a *generative model* of the Markov chain. In particular, instead of sampling from a Markov chain, the generative model endows them with the flexibility to draw any random state transitions of the Markov chain. They can start from any state  $s$  and generate the next state  $s'$  sampled from the distribution  $\mathbb{P}^\pi(\cdot | s)$ . With the generative model, they derive an asymptotic variance bound of TD as

$$\Sigma_{\text{GM}} = (\mathbf{I} - \gamma \mathbf{P}^\pi)^{-1} \text{Diag}_{s \in \mathcal{S}} \left( \sigma_\pi^2(s) + \|\gamma \mathbf{V}^\pi\|_{\Sigma_{p^\pi(s)}}^2 \right) (\mathbf{I} - \gamma \mathbf{P}^\pi)^{-\top}.$$

Different from our  $\Sigma_{\text{MB}}$ , such a lower bound shaves off the stationary distribution  $\boldsymbol{\mu}^\pi$  at the denominators. This matches the intuition that we can only sample from the Markov chain instead of from the generative model.

## 4. A/B Testing on MDPs

In the previous section, we have established the inference results with the trajectory generated by a fixed policy  $\pi$ . To infer the ATE, however, it is necessary to simultaneously estimate  $\mathbf{V}^t$  and  $\mathbf{V}^c$  from a single trajectory. A commonly employed method for this purpose is A/B testing, where, at any given state  $s$ , a fair coin flip determines whether to apply  $\pi^t$  or  $\pi^c$ . For simplicity, we introduce the experimental policy  $\pi^{1/2}$ , defined such that  $\pi^{1/2}(a | s) := \frac{1}{2} \cdot \pi^t(a | s) + \frac{1}{2} \cdot \pi^c(a | s)$  for any  $(s, a)$  pair. Assume that the experimenter executes  $\pi^{1/2}$  for  $T$  epochs and obtains the trajectory  $\tau = \{(s_i, a_i, s_{i+1}, r_i)\}_{i \in [T]}$ . An example of a realized trajectory might include sequences such as:

$$(s^1, \mathbf{t}, s^3, r_1) \quad (s^3, \mathbf{c}, s^3, r_3) \quad (s^3, \mathbf{c}, s^1, r_3) \quad (s^1, \mathbf{c}, s^2, r_4) \quad (s^2, \mathbf{c}, s^4, r_5) \quad (s^4, \mathbf{c}, s^5, r_6) \dots$$

The blue and orange pairs are the observations generated by the treatment policy  $\pi^t$  and the control policy  $\pi^c$ , respectively. Given that we are considering the SST, action  $\mathbf{t}$  is exclusively available at state  $s^1$ , while action  $\mathbf{c}$  is the only option in all other states, regardless of the policy applied. Without considering the SST structure—that is, treating  $\pi^t$  and  $\pi^c$  as two completely distinct and general policies—a straightforward approach would involve splitting the trajectory  $\tau$  into two separate datasets based on the policy implemented at each time step:

$$\mathcal{D}_{\text{AB}}^t = \{(s_i, a_i, s_{i+1}, r_i) : \pi_i = \pi^t, i \in [T]\}, \quad \mathcal{D}_{\text{AB}}^c = \{(s_i, a_i, s_{i+1}, r_i) : \pi_i = \pi^c, i \in [T]\},$$

where  $\pi_i$  denotes policy used at time  $i$ . Leveraging the Markov property of the system, unbiased estimations of  $\mathbf{V}^t$  and  $\mathbf{V}^c$  can be derived from  $\mathcal{D}^t$  and  $\mathcal{D}^c$  respectively, using either Algorithm 1 or Algorithm 2. The corresponding algorithm is outlined in Algorithm 3.

---

### Algorithm 3: A/B Testing on Markov Decision Process

---

**Require:** Policy  $\pi^t, \pi^c$ ; Experiment horizon  $T$ ; Discount factor  $\gamma$ .

1: Execute the experiment policy  $\pi^{1/2}$  for  $T$  epochs and obtain datasets

$$\mathcal{D}_{\text{AB}}^t = \{(s_i, a_i, s_{i+1}, r_i) : \pi_i = \pi^t, i \in [T]\} \text{ and } \mathcal{D}_{\text{AB}}^c = \{(s_i, a_i, s_{i+1}, r_i) : \pi_i = \pi^c, i \in [T]\}.$$

2: Call Algorithm 1 or Algorithm 2 for  $\widehat{\mathbf{V}}^t$  and  $\widehat{\mathbf{V}}^c$  with  $\mathcal{D}_{\text{AB}}^t$  and  $\mathcal{D}_{\text{AB}}^c$  respectively.

3: **return**  $\widehat{\mathbf{V}}^t - \widehat{\mathbf{V}}^c$ .

---

In the previous section, we have demonstrated that both Algorithm 1 and Algorithm 2 exhibit asymptotic normality. Given that these algorithms are directly employed in Algorithm 3, it should not be surprising to anticipate that A/B testing within the MDP framework may also achieve asymptotic normality. Formally, we have the following theorem.

**THEOREM 3 (Asymptotic Normality of A/B Testing).** *Assuming the Markov chain induced by the experiment policy  $\pi^{1/2}$  is uniformly ergodic with stationary distribution  $\boldsymbol{\mu}_{1/2} := (\mu_{1/2}(s^1), \dots, \mu_{1/2}(s^K))^\top$ , it holds that as  $T \rightarrow \infty$ ,*

$$\sqrt{T} \left( \widehat{\boldsymbol{\Delta}}^{\text{AB}} - \boldsymbol{\Delta} \right) \xrightarrow{d} \mathcal{N}(\mathbf{0}, \Sigma_{\text{AB}}),$$

where

$$\begin{aligned} \Sigma_{\text{AB}} = & 2(\mathbf{I} - \gamma \mathbf{P}^t)^{-1} \text{Diag}_{s \in \mathcal{S}} \left( \frac{\sigma_t^2(s)}{\mu_{1/2}(s)} + \frac{\|\gamma \mathbf{V}^t\|_{\Sigma_{p^t(s)}}^2}{\mu_{1/2}(s)} \right) (\mathbf{I} - \gamma \mathbf{P}^t)^{-\top} \\ & + 2(\mathbf{I} - \gamma \mathbf{P}^c)^{-1} \text{Diag}_{s \in \mathcal{S}} \left( \frac{\sigma_c^2(s)}{\mu_{1/2}(s)} + \frac{\|\gamma \mathbf{V}^c\|_{\Sigma_{p^c(s)}}^2}{\mu_{1/2}(s)} \right) (\mathbf{I} - \gamma \mathbf{P}^c)^{-\top}. \end{aligned}$$

Specifically, for the crucial state  $s^1$ , it holds that as  $T \rightarrow \infty$ ,

$$\sqrt{T} \left( \widehat{\boldsymbol{\Delta}}^{\text{AB}}(s^1) - \boldsymbol{\Delta}(s^1) \right) \xrightarrow{d} \mathcal{N}(0, \sigma_{\text{AB}}^2(s^1)),$$

where

$$\sigma_{\text{AB}}^2(s^1) = 2 \sum_{s \in \mathcal{S}} \frac{\rho_{s^1}^t(s)^2}{\mu_{1/2}(s)} \left( \sigma_t^2(s) + \|\gamma \mathbf{V}^t\|_{\Sigma_{p^t(s)}}^2 \right) + 2 \sum_{s \in \mathcal{S}} \frac{\rho_{s^1}^c(s)^2}{\mu_{1/2}(s)} \left( \sigma_c^2(s) + \|\gamma \mathbf{V}^c\|_{\Sigma_{p^c(s)}}^2 \right).$$

Although similar to Theorem 1 and Corollary 1, the terms in  $\Sigma_{\text{AB}}$  and  $\sigma_{\text{AB}}^2(s^1)$  in A/B testing are split into two distinct components: one associated exclusively with  $\pi^t$  and the other with  $\pi^c$ . Each term in  $\Sigma_{\text{AB}}$  and  $\sigma_{\text{AB}}^2(s^1)$  includes an additional constant factor of 2 compared to  $\Sigma_{\text{MB}}$  and  $\sigma_{\text{MB}}^2(s^1)$  outlined in Theorem 1 and Corollary 1. This reflects the fact that A/B testing employs a mixed policy, with  $\pi^t$  and  $\pi^c$  each applied half of the time in expectation. Furthermore, the denominator features  $\mu_{1/2}(s)$  rather than  $\mu^{\pi^t}(s)$  or  $\mu^{\pi^c}(s)$ , indicating that the stationary distribution is linked to the mixed policy  $\pi^{1/2}$ .

Finally, we want to remind that Theorem 3 is applicable for any general  $\pi^t$  and  $\pi^c$ . Our approach segments the trajectory solely based on whether the policy  $\pi^t$  or  $\pi^c$  is used at each step, independent of what exactly  $\pi^t$  and  $\pi^c$  are. Consequently, this estimator can be readily extended to estimate ATE for a broader range of treatment policies  $\pi^t$ , beyond those confined to SST.

#### 4.1. Lower Bound for Experimentation with General Treatment

In this subsection, we demonstrate that if we ignore the structure of SST, or if the treatment does not adhere to SST principles at all, then the asymptotic variance  $\Sigma_{\text{AB}}$  given in Theorem 3 is almost optimal for any unbiased estimator of the ATE  $\boldsymbol{\Delta}$ . The proof is delayed to Appendix EC.3.2.

**THEOREM 4 (Asymptotic Efficiency of A/B Testing).** *If running the mixed policy  $\pi^{1/2}$  with the initial state distribution  $\boldsymbol{\mu}_{1/2}$ , for any unbiased estimator of ATE  $\boldsymbol{\Delta}$  with covariance matrix  $\Sigma$ , it holds that  $\Sigma_{\text{AB}} \preceq T\Sigma$ , where  $\Sigma_{\text{AB}}$  is defined in Theorem 3.*

This lower bound effectively implies that asymptotic variance of A/B testing cannot be further reduced under general treatment, which is of independent interest to those who are considering experiments on discounted reward MDPs. In recent literature, [Farias et al. \(2022\)](#) derive a lower bound for A/B testing with general treatment on average-reward MDPs. However, their approach differs from ours in several key aspects. Firstly, their definition of ATE contrasts with ours; they define it as the difference between average rewards for  $\pi^t$  and  $\pi^c$  under stationary distribution, i.e.  $\boldsymbol{\mu}^t \top \mathbf{r}^t - \boldsymbol{\mu}^c \top \mathbf{r}^c$ . Additionally, our study further incorporates reward variance, whereas they assume that the reward observation is noise-free. From a technical perspective, our approach employs a distinct proof framework. We apply a constrained Cramér-Rao bound to establish the lower bound of variance for the transition matrix estimation. This represents a departure from the methodology used in [Farias et al. \(2022\)](#).

## 5. Variance Reduction: Information Sharing between Test Arms

In this section, we explore how the structure of SST can be leveraged to reduce variance. The underlying principle is that, thanks to the Markov property, the state transitions and reward signals of states  $s_t \neq s^1$  can be shared across different test arms. To illustrate this, let us revisit the trajectory in Section 4. Although  $(s^3, \mathbf{c}, s^3, r_3)$  is generated by  $\pi^c$ , it can also be seen as having been generated by  $\pi^t$  since  $\pi^t(s^3) = \pi^c(s^3) = \mathbf{c}$ . This observation suggests a potential strategy to use such samples for estimating both  $\mathbf{V}^t$  and  $\mathbf{V}^c$ . Consequently, we recolor the trajectory with additional purple on the samples that can be shared between the two policies.

$$(s^1, \mathbf{t}, s^3, r_1) \quad (s^3, \mathbf{c}, s^3, r_3) \quad (s^3, \mathbf{c}, s^1, r_3) \quad (s^1, \mathbf{c}, s^2, r_4) \quad (s^2, \mathbf{c}, s^4, r_5) \quad (s^4, \mathbf{c}, s^5, r_6) \dots$$

Accordingly, we can construct two datasets,

$$\begin{aligned} \mathcal{D}_{\text{IS}}^t &= \{(s_i, a_i, s_{i+1}, r_i) : (s_i, a_i) = (s^1, \mathbf{t})\} \cup \{(s_i, a_i, s_{i+1}, r_i) : s_i \neq s^1\}, \\ \mathcal{D}_{\text{IS}}^c &= \{(s_i, a_i, s_{i+1}, r_i) : (s_i, a_i) = (s^1, \mathbf{c})\} \cup \{(s_i, a_i, s_{i+1}, r_i) : s_i \neq s^1\}. \end{aligned}$$

Applying either Algorithm 1 or Algorithm 2 on the datasets  $\mathcal{D}_{\text{IS}}^t$  and  $\mathcal{D}_{\text{IS}}^c$  yields two new estimators  $\widehat{\mathbf{V}}_{\text{IS}}^t$  and  $\widehat{\mathbf{V}}_{\text{IS}}^c$  respectively. Subsequently, the estimator for ATE, denoted as  $\widehat{\Delta}^{\text{IS}}$ , is calculated as  $\widehat{\mathbf{V}}_{\text{IS}}^t - \widehat{\mathbf{V}}_{\text{IS}}^c$ . We will always use ‘‘IS’’ to denote information sharing. Observing any given trajectory  $\tau$ , it is evident that  $\mathcal{D}_{\text{AB}}^t \subseteq \mathcal{D}_{\text{IS}}^t$  and  $\mathcal{D}_{\text{AB}}^c \subseteq \mathcal{D}_{\text{IS}}^c$ . This suggests that information sharing is beneficial as it provides a larger dataset for fitting both  $\mathbf{V}^t$  and  $\mathbf{V}^c$  compared to the general A/B testing in Algorithm 3. However, one caveat here is that  $\widehat{\mathbf{V}}_{\text{IS}}^t$  and  $\widehat{\mathbf{V}}_{\text{IS}}^c$  may be sharing a significant portion of the data, introducing correlations between the estimations.

To assess whether information sharing can effectively reduce the variance, we first derive the central limit theorem with the information sharing. The full proof is delayed to Appendix EC.4.1.



**THEOREM 5 (Asymptotic Normality of Information Sharing).** *Assuming the Markov chain induced by the experiment policy  $\pi^{1/2}$  is uniformly ergodic, with SST, it holds that as  $T \rightarrow \infty$ ,*

$$\sqrt{T} \left( \widehat{\Delta}^{\text{IS}} - \Delta \right) \xrightarrow{d} \mathcal{N}(\mathbf{0}, \Sigma_{\text{IS}}),$$

where  $\Sigma_{\text{IS}}$  is provided in Appendix EC.4.1. Specifically, for the crucial state  $s^1$ , it holds that as  $T \rightarrow \infty$ ,

$$\sqrt{T} \left( \widehat{\Delta}^{\text{IS}}(s^1) - \Delta(s^1) \right) \xrightarrow{d} \mathcal{N}(0, \sigma_{\text{IS}}^2(s^1)),$$

where

$$\begin{aligned} \sigma_{\text{IS}}^2(s^1) = & 2 \left( \frac{\rho_{s^1}^t(s^1)^2}{\mu_{1/2}(s^1)} \left( \sigma_t^2(s^1) + \|\gamma \mathbf{V}^t\|_{\Sigma_{p^t}(s^1)}^2 \right) + \frac{\rho_{s^1}^c(s^1)^2}{\mu_{1/2}(s^1)} \left( \sigma_c^2(s^1) + \|\gamma \mathbf{V}^c\|_{\Sigma_{p^c}(s^1)}^2 \right) \right) \\ & + \sum_{s \neq s^1} \frac{1}{\mu_{1/2}(s)} \left( (\rho_{s^1}^t(s) - \rho_{s^1}^c(s))^2 \sigma_c^2(s) + \|\gamma \rho_{s^1}^t(s) \mathbf{V}^t - \gamma \rho_{s^1}^c(s) \mathbf{V}^c\|_{\Sigma_{p^c}(s)}^2 \right). \end{aligned}$$

### 5.1. Analysis of Variance Reduction with Two Test Arms

In this subsection, we dive into the comparison between the asymptotic variance of general A/B testing derived in Theorem 3 and that of A/B testing with information sharing in Theorem 5. For simplicity, we restrict our focus to the crucial state  $s^1$ . Decomposing the variance based on whether the state is the crucial state or not, we can reorganize the asymptotic variance of A/B testing in Theorem 3 as

$$\begin{aligned} \sigma_{\text{AB}}^2(s^1) = & 2 \sum_{s \in \mathcal{S}} \frac{\rho_{s^1}^t(s)^2}{\mu_{1/2}(s)} \left( \sigma_t^2(s) + \|\gamma \mathbf{V}^t\|_{\Sigma_{p^t}(s)}^2 \right) + 2 \sum_{s \in \mathcal{S}} \frac{\rho_{s^1}^c(s)^2}{\mu_{1/2}(s)} \left( \sigma_c^2(s) + \|\gamma \mathbf{V}^c\|_{\Sigma_{p^c}(s)}^2 \right) \\ = & 2 \underbrace{\left( \frac{\rho_{s^1}^t(s^1)^2}{\mu_{1/2}(s^1)} \left( \sigma_t^2(s^1) + \|\gamma \mathbf{V}^t\|_{\Sigma_{p^t}(s^1)}^2 \right) + \frac{\rho_{s^1}^c(s^1)^2}{\mu_{1/2}(s^1)} \left( \sigma_c^2(s^1) + \|\gamma \mathbf{V}^c\|_{\Sigma_{p^c}(s^1)}^2 \right) \right)}_{\Sigma_{\text{AB}}^{\text{het}}} \\ & + 2 \underbrace{\sum_{s \neq s^1} \frac{\rho_{s^1}^t(s)^2}{\mu_{1/2}(s)} \left( \sigma_t^2(s) + \|\gamma \mathbf{V}^t\|_{\Sigma_{p^t}(s)}^2 \right) + 2 \sum_{s \neq s^1} \frac{\rho_{s^1}^c(s)^2}{\mu_{1/2}(s)} \left( \sigma_c^2(s) + \|\gamma \mathbf{V}^c\|_{\Sigma_{p^c}(s)}^2 \right)}_{\Sigma_{\text{AB}}^{\text{hom}}}. \end{aligned}$$

The  $\Sigma_{\text{AB}}^{\text{het}}$  part is the variance directly related to the crucial state  $s^1$ , and the superscript **het** reflects that state  $s^1$  is the only state where  $\pi^t$  and  $\pi^c$  may be heterogeneous under SST. The  $\Sigma_{\text{AB}}^{\text{hom}}$  part represents the variance associated with all other states  $s \neq s^1$  and  $\pi^t$  and  $\pi^c$  are homogeneous. We want to remind that under SST, the variances  $\sigma_t^2(s)$  and  $\sigma_c^2(s)$  are the same for all the other state  $s$  except the crucial state  $s^1$ .

Similarly, we can decompose the asymptotic variance of information sharing,  $\sigma_{\text{IS}}^2(s^1)$ , in the same fashion,

$$\sigma_{\text{IS}}^2(s^1) = 2 \underbrace{\left( \frac{\rho_{s^1}^t(s^1)^2}{\mu_{1/2}(s^1)} \left( \sigma_t^2(s^1) + \|\gamma \mathbf{V}^t\|_{\Sigma_{p^t}(s^1)}^2 \right) + \frac{\rho_{s^1}^c(s^1)^2}{\mu_{1/2}(s^1)} \left( \sigma_c^2(s^1) + \|\gamma \mathbf{V}^c\|_{\Sigma_{p^c}(s^1)}^2 \right) \right)}_{\Sigma_{\text{IS}}^{\text{het}}}$$

$$+ \underbrace{\sum_{s \neq s^1} \frac{1}{\mu_{1/2}(s)} \left( (\rho_{s^1}^t(s) - \rho_{s^1}^c(s))^2 \sigma_c^2(s) + \|\gamma \rho_{s^1}^t(s) \mathbf{V}^t - \gamma \rho_{s^1}^c(s) \mathbf{V}^c\|_{\Sigma_{p^c}(s)}^2 \right)}_{\Sigma_{\text{IS}}^{\text{hom}}}.$$

The above decomposition demonstrates clear structures of asymptotic variance of both estimators. Formally, the following Theorem 6 compares  $\sigma_{\text{AB}}^2(s^1)$  and  $\sigma_{\text{IS}}^2(s^1)$ .

**THEOREM 6.** *Consider SST with treatment policy  $\pi^t$  and control policy  $\pi^c$ , it holds*

$$\Sigma_{\text{IS}}^{\text{het}} = \Sigma_{\text{AB}}^{\text{het}} \quad \text{and} \quad \Sigma_{\text{IS}}^{\text{hom}} \leq \Sigma_{\text{AB}}^{\text{hom}}. \quad (5)$$

Theorem 6 reveals that IS achieves at least an equivalent level of performance to the general A/B testing in terms of asymptotic variance. It aligns with our intuition that the variances associated with  $s^1$  remain unchanged, as information sharing is not feasible in state  $s^1$  due to the potential differences in the transition matrix and rewards. Consequently, the observed reduction in variance primarily results from the sharing of information across all other states  $s \neq s^1$ . We would like to highlight that, interestingly, each term of the sum in  $\Sigma_{\text{IS}}^{\text{hom}}$  can be directly related to each term of the sum in  $\Sigma_{\text{AB}}^{\text{hom}}$  through two Cauchy-Schwarz inequalities. More specifically, for any  $s \neq s^1$ ,

$$\begin{aligned} \|\gamma \rho_{s^1}^t(s) \mathbf{V}^t - \gamma \rho_{s^1}^c(s) \mathbf{V}^c\|_{\Sigma_{p^c}(s)}^2 &\leq 2 \|\gamma \rho_{s^1}^t(s) \mathbf{V}^t\|_{\Sigma_{p^c}(s)}^2 + 2 \|\gamma \rho_{s^1}^c(s) \mathbf{V}^c\|_{\Sigma_{p^c}(s)}^2, \\ (\rho_{s^1}^t(s) - \rho_{s^1}^c(s))^2 \sigma_c^2(s) &\leq 2 \rho_{s^1}^t(s)^2 \sigma_t^2(s) + 2 \rho_{s^1}^c(s)^2 \sigma_c^2(s), \end{aligned}$$

where the sum of LHS over  $s \neq s^1$  constitutes the  $\Sigma_{\text{IS}}^{\text{hom}}$  and the sum of RHS forms  $\Sigma_{\text{AB}}^{\text{hom}}$ . Such a claim leading to the inequality in Eq. (5). To achieve equality in  $\Sigma_{\text{IS}}^{\text{hom}} \leq \Sigma_{\text{AB}}^{\text{hom}}$ , for all  $s \neq s^1$ , the two Cauchy-Schwarz inequalities above must be equal, which seems to be highly restrictive. In fact, Proposition 2 presents the necessary condition for the equality to hold.

**PROPOSITION 2 (Necessary Condition of Equality).** *Equality in the inequality in Eq. (5) is achieved only if the following two conditions are satisfied simultaneously:*

1. *the rewards are fixed constants, i.e.,  $\sigma_c^2(s) = 0$  for all  $s \neq s^1$ ;*
2. *Either  $r(s, a) = 0$  for all  $s \in \mathcal{S}, a \in \mathcal{A}$  or  $\exists \kappa \neq 0$  such that  $\rho_{s^1}^t(s) = \kappa \rho_{s^1}^c(s)$  for all  $s \neq s^1$ .*

The proof is delayed to Appendix EC.4.2. This corollary effectively implies that for the equality to hold: either the MDP is trivial with fixed zero reward at every state, or the discounted state visitation measure has to satisfy linear dependence before and after the treatment.

Additionally, we want to highlight that if the new treatment  $t$  is identical to the control  $c$  such that for all states  $s$ ,  $\rho_{s^1}^t(s) = \rho_{s^1}^c(s)$  and  $\mathbf{V}^t = \mathbf{V}^c$ , the term  $\Sigma_{\text{IS}}^{\text{hom}}$  will be zero. In contrast,  $\Sigma_{\text{AB}}^{\text{hom}}$  is a value that can be strictly large than zero. This finding is particularly relevant in contexts like A/A testing. Such an observation is somewhat surprising. With information sharing, the amount of data

used to estimate the transition probabilities and the rewards can be thought to be doubled, and thus it seems reasonable to conjecture that IS can at most reduce  $\Sigma_{AB}^{\text{hom}}$  to a half, i.e.,  $\Sigma_{IS}^{\text{hom}} \geq \frac{1}{2}\Sigma_{AB}^{\text{hom}}$ . However, with the example of A/A testing, the conjecture may not always hold true, suggesting that  $\Sigma_{IS}^{\text{hom}}$  could sometimes be significantly smaller than  $\Sigma_{AB}^{\text{hom}}$ .

## 5.2. Lower Bound for Experimentation with SST

In this subsection, we present the variance lower bound of any unbiased estimator taking the SST structure into account, which reflects the intrinsic difficulty of conducting inference with SST.

**THEOREM 7 (Asymptotic Efficiency of Information-Sharing).** *Assume the treatment is SST with two test arms. If running mixed policy  $\pi^{1/2}$  with initial distribution  $\mu_{1/2}$ , for any unbiased estimator of ATE  $\Delta$  with covariance matrix  $\Sigma$ , it holds  $\Sigma_{IS} \preceq T\Sigma$ , where  $\Sigma_{IS}$  is defined in Theorem 6.*

Theorem 7 indicates that our estimator  $\widehat{\Delta}^{\text{IS}}$  is asymptotically efficient. While Theorem 6 highlights that IS does not reduce the variance associated with the crucial state  $s^1$ , Theorem 7 affirms that this variance is, in fact, optimal and fundamental.

## 5.3. (More) Power of IS with Multiple Test Arms

In previous sections, we have shown that IS can do at least as well as A/B testing with two test arms. A practical experiment often contains more than two test arms, such as A/B/n Testing (Kohavi et al. 2020, Russac et al. 2021) or bandit experiments (Simchi-Levi and Wang 2023). In this subsection, we generalize our study of the variance reduction of IS to SST with more than two test arms and show that IS becomes even more powerful in reducing the variance comparing with traditional A/B/n testing. For rigor, we start with the definition of SST with  $n$  test arms.

Consider an MDP with state space  $\mathcal{S} := \{s^i\}_{i \in [K]}$ , where  $s^1$  is still assumed to be the crucial state of treatment. Unlike the previous model in Section 2 with two test arms, the action set  $\mathcal{A} = \{t^j\}_{j \in [n]}$  now includes  $n$  possible actions. Without loss of generality, we let  $t^1$  denote the control action. Recall Example 1, a plausible experiment might involve the company testing multiple coupon values to determine which one maximizes customer lifetime value. This implies  $n$  SST policies  $\Pi := \{\pi^i\}_{i \in [n]}$  with each  $\pi^i$  satisfying:  $\pi^i(s^1) \equiv t^i$  (i.e.,  $\pi^i(t^i | s^1) = 1$ ) and  $\pi^i(s) \equiv t^1$  (i.e.,  $\pi^i(t^1 | s) = 1$ ) for all  $s \in \mathcal{S} \setminus s^1$ . Additionally, each SST policy is associated with its own transition matrix  $\mathbf{P}^{t^i}$  and mean reward  $\mathbf{r}^{t^i}$ .

The primary objective of experimentation in such a setting is to understand the long-term outcome differences among various test arms. Formally, for any pair of SST policies  $(\pi^i, \pi^j)_{i,j \in [n]}$ , we define the ATE as  $\Delta_{i,j}(s) = V^i(s) - V^j(s)$ , for given state  $s \in \mathcal{S}$ . For simplicity, throughout this subsection, we restrict our interest to  $\Delta_{i,j}(s^1)$ , the ATE under the crucial state  $s^1$ . For A/B/n

testing, the experimental policy becomes  $\pi^{1/n}(a | s) := \frac{1}{n} \sum_{i \in [n]} \pi^i(a | s)$  for any  $(s, a)$  pair, meaning that we apply each policy in  $\Pi$  with equal probability.

After collecting data, the traditional A/B/n testing would split the trajectory according to different polices and obtain dataset  $\mathcal{D}_{\text{ABn}}^j := \{(s_i, a_i, s_{i+1}, r_i) : \pi_i = \pi^j, i \in [T]\}$  for each policy  $\pi^j$ . With information sharing, the observations with  $s_i \neq s^1$  among all  $n$  test arms can be shared for all SST polices  $\pi$ . Then, IS yields the corresponding dataset  $\mathcal{D}_{\text{ISn}}^j := \{(s_i, a_i, s_{i+1}, r_i) : (s_i, a_i) \neq (s^1, t^k), \forall k \neq j, i \in [T]\}$  for each policy  $\pi^j$ . Applying Algorithm 1 or Algorithm 2 to fit  $\mathbf{V}^j$  with  $\mathcal{D}_{\text{ABn}}^j$  and  $\mathcal{D}_{\text{ISn}}^j$  respectively can produce two estimators  $\widehat{\mathbf{V}}_j^{\text{ABn}}$  and  $\widehat{\mathbf{V}}_j^{\text{ISn}}$ . The estimators for the treatment effect become  $\widehat{\Delta}_{i,j}^{\text{ABn}} = \widehat{\mathbf{V}}_i^{\text{ABn}} - \widehat{\mathbf{V}}_j^{\text{ABn}}$  and  $\widehat{\Delta}_{i,j}^{\text{ISn}} = \widehat{\mathbf{V}}_i^{\text{ISn}} - \widehat{\mathbf{V}}_j^{\text{ISn}}$ . The following Corollary 2 generalizes Theorems 3 and 5 revealing the asymptotic normality of these two estimators on the crucial state  $s^1$ .

**COROLLARY 2 (Asymptotic Normality of A/B/n Testing with(out) IS).** *Assuming the Markov Chain induced by the mixed policy  $\pi^{1/n}$  is uniformly ergodic, with SST, it holds as  $T \rightarrow \infty$ , for both  $\Gamma \in \{\text{ABn}, \text{ISn}\}$ ,*

$$\sqrt{T} \left( \widehat{\Delta}_{i,j}^{\Gamma}(s^1) - \Delta_{i,j}(s^1) \right) \xrightarrow{d} \mathcal{N}(0, \sigma_{\Gamma, (i,j)}^2(s^1)),$$

where

$$\begin{aligned} \sigma_{\text{ABn}, (i,j)}^2(s^1) = & n \underbrace{\left( \frac{\rho_{s^1}^i(s^1)^2}{\mu_{1/n}(s^1)} \left( \sigma_i^2(s^1) + \|\gamma \mathbf{V}^i\|_{\Sigma_{p^i}(s^1)}^2 \right) + \frac{\rho_{s^1}^j(s^1)^2}{\mu_{1/n}(s^1)} \left( \sigma_j^2(s^1) + \|\gamma \mathbf{V}^j\|_{\Sigma_{p^j}(s^1)}^2 \right) \right)}_{\Sigma_{\text{ABn}}^{\text{het}}(i,j)} \\ & + n \underbrace{\sum_{s \neq s^1} \frac{\rho_{s^1}^i(s)^2}{\mu_{1/n}(s)} \left( \sigma_i^2(s) + \|\gamma \mathbf{V}^i\|_{\Sigma_{p^i}(s)}^2 \right) + \sum_{s \neq s^1} \frac{\rho_{s^1}^j(s)^2}{\mu_{1/n}(s)} \left( \sigma_j^2(s) + \|\gamma \mathbf{V}^j\|_{\Sigma_{p^j}(s)}^2 \right)}_{\Sigma_{\text{ABn}}^{\text{hom}}(i,j)}, \end{aligned}$$

and

$$\begin{aligned} \sigma_{\text{ISn}, (i,j)}^2(s^1) = & n \underbrace{\left( \frac{\rho_{s^1}^i(s^1)^2}{\mu_{1/n}(s^1)} \left( \sigma_i^2(s^1) + \|\gamma \mathbf{V}^i\|_{\Sigma_{p^i}(s^1)}^2 \right) + \frac{\rho_{s^1}^j(s^1)^2}{\mu_{1/n}(s^1)} \left( \sigma_j^2(s^1) + \|\gamma \mathbf{V}^j\|_{\Sigma_{p^j}(s^1)}^2 \right) \right)}_{\Sigma_{\text{ISn}}^{\text{het}}(i,j)} \\ & + \underbrace{\sum_{s \neq s^1} \frac{1}{\mu_{1/n}(s)} \left( (\rho_{s^1}^i(s) - \rho_{s^1}^j(s))^2 \sigma_1^2(s) + \|\gamma \rho_{s^1}^i(s) \mathbf{V}^i - \gamma \rho_{s^1}^j(s) \mathbf{V}^j\|_{\Sigma_{p^1}(s)}^2 \right)}_{\Sigma_{\text{ISn}}^{\text{hom}}(i,j)}. \end{aligned}$$

We ensure that the both two estimators  $\widehat{\Delta}_{i,j}^{\text{ABn}}(s^1)$  and  $\widehat{\Delta}_{i,j}^{\text{ISn}}(s^1)$  enjoy the asymptotic normality, but with different asymptotic variances. Similar as before, the variance can be decomposed according to states. Theorem 8 below characterizes the variance reduction of IS for multiple test arms demonstrating the more power that IS has when facing multiple test arms.

THEOREM 8. Consider SST with  $n$  test arms  $\{\pi^i\}_{i \in [n]}$ , it holds for any pair of test arms  $(\pi^i, \pi^j)$ ,

$$\Sigma_{\text{ISn}}^{\text{het}}(i, j) = \Sigma_{\text{ABn}}^{\text{het}}(i, j), \quad \Sigma_{\text{ISn}}^{\text{hom}}(i, j) \leq \frac{2}{n} \Sigma_{\text{ABn}}^{\text{hom}}(i, j), \quad (6)$$

where the equality of the second part can hold only if the reward of states  $s \in \mathcal{S} \setminus s^1$  are fixed, i.e.  $\sigma_{\text{r}}^2(s) = 0$  for all  $s \neq s^1$ .

This result underscores the effectiveness of IS in leveraging the structure of SST to significantly reduce the variance compared to traditional A/B/n testing. Particularly, we demonstrate that the variance associated with all other states  $s \neq s^1$ , where the control policy is always employed, can be reduced at least linearly with the number of test arms. Thus, the more test arms we have, the greater the reduction in variance achieved by IS. When  $n = 2$ , Theorem 8 replicates the findings of Theorem 6. When  $n \geq 3$ , Theorem 8 consistently ensures a substantially reduced variance. Remarkably, with  $n \geq 4$ , IS is expected to cut the variance associated with the non-crucial states by at least half. Similar to Theorem 6, the variance associated with crucial state  $s^1$  is the same as A/B/n testing, as information about this state cannot be shared. Additionally, the equality condition in the inequality of Eq. (6) remains as elusive as before, largely because one necessary condition for equality is the absence of noise in the observed rewards.

## 6. Estimation with Perfect Information about the Control Arm

In previous sections, we demonstrated how sharing information among test arms can effectively reduce variance. In this section, we explore this concept further by considering scenarios where we have *Perfect Information (PI)* about the control arm. Typically, the control arm represents a default policy that may have been operational for an extended period within the system, allowing the organization to accumulate a substantial dataset and develop a thorough understanding of this baseline. Extending Example 1, the company might already possess ample historical data on customer behaviors, enabling it to accurately determine the customers' transition matrices when not offering coupon. We assume the historical data accurately characterizes the customer's behavior (the same transition) at present. In other words, there is no distribution shift between the offline dataset and the current trial. Access to extensive historical user data is a common strategy in marketing, utilized to optimize selling policies (Simester et al. 2006, Yang et al. 2024), predict future purchases (Jacobs et al. 2016), or gauge customer responses (Narayandas and Sengupta 2023). Similarly, the assumption of having an offline dataset is prevalent in other domains involving MDPs, such as offline reinforcement learning (Levine et al. 2020), reinforcement learning with human feedback (RLHF, Chang et al. 2024), and healthcare applications (Yu et al. 2021, Hu et al. 2024).

Formally, we assume that the experimenter has access to both the precise transition matrix  $\mathbf{P}^c$  and the exact mean reward  $\mathbf{r}^c$  of control policy  $\pi^c$ . With this perfect information, she can directly computing  $\mathbf{V}^c$  using the Bellman equation. Consequently, her primary focus during experimental periods becomes gathering data on the new treatment policy  $\pi^t$ , applying it consistently. Moreover, since  $\pi^t$  is SST, a substantial amount of information from  $\mathbf{r}^c$  and  $\mathbf{P}^c$ , especially those associated with the non-crucial states, can be shared when estimating  $\mathbf{V}^t$ . More specifically, after consistently applying  $\pi^t$ , she only needs to estimate the transitions and mean reward associated with the crucial state  $s^1$ , which is

$$\widehat{\mathbf{P}}_{\text{PI}}^t(s^1, s) = \frac{\sum_{i=1}^T \mathbf{1}[s_i = s^1, s_{i+1} = s]}{1 \vee \sum_{i=1}^T \mathbf{1}[s_i = s^1]} \quad \forall s \in \mathcal{S} \quad \text{and} \quad \widehat{r}_{\text{PI}}^t(s^1) = \frac{\sum_{i=1}^T \mathbf{1}[s_i = s^1] r_i}{1 \vee \sum_{i=1}^T \mathbf{1}[s_i = s^1]}.$$

For all the other components in  $\widehat{\mathbf{P}}_{\text{PI}}^t$  and  $\widehat{r}_{\text{PI}}^t$ , we directly plug in those in  $\mathbf{P}^c$  and  $\mathbf{r}^c$ , i.e.,  $\widehat{\mathbf{P}}_{\text{PI}}^t(s, s') = \mathbf{P}^c(s, s')$  and  $\widehat{r}_{\text{PI}}^t(s) = r^c(s)$  for all  $s \neq s^1$  and any  $s' \in \mathcal{S}$ . Applying  $\widehat{\mathbf{P}}_{\text{PI}}^t$  and  $\widehat{r}_{\text{PI}}^t$  to the Bellman equation generates an estimator  $\widehat{\mathbf{V}}_{\text{PI}}^t$ . Then, the difference between  $\widehat{\mathbf{V}}_{\text{PI}}^t$  and  $\mathbf{V}^c$  yields an estimator  $\widehat{\Delta}^{\text{PI}}$  of the treatment effects. The following theorem presents the central limit theorem of our estimator. The detailed proof is delayed to Appendix EC.5.1.

**THEOREM 9 (Asymptotic Normality of Perfect Information).** *Assuming the Markov chain induced by the SST policy  $\pi^t$  is uniformly ergodic, it holds that as  $T \rightarrow \infty$ ,*

$$\sqrt{T} \left( \widehat{\Delta}^{\text{PI}} - \Delta \right) \xrightarrow{d} \mathcal{N}(\mathbf{0}, \Sigma_{\text{PI}}),$$

where

$$\Sigma_{\text{PI}} = (\mathbf{I} - \gamma \mathbf{P}^t)^{-1} \left[ \begin{array}{c} \frac{\sigma_{\mathbf{t}}^2(s^1)}{\mu^t(s^1)} + \frac{\|\gamma \mathbf{V}^t\|_{\Sigma_{\mathbf{P}^t}(s^1)}^2}{\mu^t(s^1)} \\ \mathbf{0} \end{array} \right] (\mathbf{I} - \gamma \mathbf{P}^t)^{-\top}.$$

Specifically, for the crucial state  $s^1$ , it holds that as  $T \rightarrow \infty$ ,

$$\sqrt{T} \left( \widehat{\Delta}^{\text{PI}}(s^1) - \Delta(s^1) \right) \xrightarrow{d} \mathcal{N}(0, \sigma_{\text{PI}}^2(s^1)),$$

where

$$\sigma_{\text{PI}}^2(s^1) = \frac{\rho_{s^1}^t(s^1)^2}{\mu^t(s^1)} \left( \sigma_{\mathbf{t}}^2(s^1) + \|\gamma \mathbf{V}^t\|_{\Sigma_{\mathbf{P}^t}(s^1)}^2 \right).$$

Since we are implementing a fixed policy  $\pi^t$  during the experimental periods, it is logical that the asymptotic variance  $\Sigma_{\text{PI}}$  and  $\sigma_{\text{PI}}^2(s^1)$  exhibit similar structures with  $\Sigma_{\text{MB}}$  and  $\sigma_{\text{MB}}^2(s^1)$  from the model-based estimator under a fixed policy discussed in Section 3. Unlike the approach in that section, which requires estimating transitions for every state, here we only need to estimate the transitions and rewards associated with the crucial state  $s^1$ . Recalling Corollary 1, the asymptotic variance  $\sigma_{\text{MB}}^2(s^1)$  is the sum of variances associated with all states. With PI,  $\sigma_{\text{PI}}^2(s^1)$  only keeps the

variance linked to the crucial state  $s^1$ , getting rid of all the other terms in  $\sigma_{\text{MB}}^2(s^1)$ . This reduction aligns with our expectations, given the complete information on the transitions and rewards for non-crucial states now at our disposal.

We now would like to compare the variance with A/B testing, both with and without information sharing, as discussed in Sections 4 and 5. In addition to the perfect information about the control arm, as we are running  $\pi^t$  all the time instead of the mixed policy like A/B testing, we naturally accumulate more data specific to  $\pi^t$ . Hence it's natural to anticipate a further reduction of variance associated with crucial state  $s^1$ . To facilitate a detailed comparison and ensure consistency in our analysis, we introduce two notations, albeit redundant,  $\Sigma_{\text{PI}}^{\text{het}}$  and  $\Sigma_{\text{PI}}^{\text{hom}}$ . These notations are designed to differentiate the parts of  $\sigma_{\text{PI}}^2(s^1)$  related to the crucial states  $s^1$  and all other states, respectively. Thus,  $\Sigma_{\text{PI}}^{\text{het}} = \sigma_{\text{PI}}^2(s^1)$  and  $\Sigma_{\text{PI}}^{\text{hom}} = 0$  since  $\sigma_{\text{PI}}^2(s^1)$  is only related to  $s^1$ . Formally, we have the following theorem characterizing the variance reduction of PI, whose detailed proof is delayed to Appendix EC.5.2.

**THEOREM 10.** *Consider SST with treatment policy  $\pi^t$  and control policy  $\pi^c$ , it holds*

$$\Sigma_{\text{PI}}^{\text{het}} < \left\{ 1 \wedge \frac{1 + \delta L}{2} \right\} \Sigma_{\text{AB}}^{\text{het}} \quad \text{and} \quad \Sigma_{\text{PI}}^{\text{hom}} = 0 \leq \Sigma_{\text{IS}}^{\text{hom}} \leq \Sigma_{\text{AB}}^{\text{hom}},$$

where  $\delta = D_{\text{TV}}(\mathbf{P}^t(s^1, \cdot), \mathbf{P}^c(s^1, \cdot))$  and  $L := (\ln(C) + 1)/(1 - \lambda)$ . The constants  $C, \lambda$  are defined in the uniform ergodicity of the Markov chain (Definition 2) induced by  $\pi^{1/2}$ .

The parameter  $\delta$  measures the difference between the transition probabilities under the treatment and the control. One of the reasons that such a parameter takes an effect is that the denominators in  $\Sigma_{\text{AB}}^{\text{het}}$  and  $\Sigma_{\text{PI}}^{\text{het}}$  are  $\mu_{1/2}(s^1)$  and  $\mu^t(s^1)$  respectively, which are the stationary probabilities of the crucial state  $s^1$ . A little difference in the transition probability may have an significant impact on the reciprocal of the stationary probability. Also, recall that  $\Sigma_{\text{AB}}^{\text{het}} = \Sigma_{\text{IS}}^{\text{het}}$ , and Theorem 10 confirms that PI can always strictly outperform A/B testing even with information sharing. Moreover, if the shift of transition probability  $\delta$  is small or the Markov chain mixes fast enough, Theorem 10 indicates that PI can approximately halve the variance compared to A/B testing for the heterogeneous component. To reiterate, PI eliminates uncertainty stemming from all non-crucial states.

Similar ideas can also be generalized to SST with multiple test arms, where the perfect information about control arm is available. Following the notations in Section 5.3, assume there are  $n$  test arm with the first arm serving as the control. Consequently, sampling is required only for the  $n - 1$  test arms excluding the control arm, such that  $\pi^{1/(n-1)}(a | s) := \frac{1}{n-1} \sum_{i \neq 1} \pi^i(a | s)$  for any  $(s, a)$  pair. For all the test arms, we estimate only  $\mathbf{P}^{t^i}(s^1, \cdot)$  and  $r^{t^i}(s^1)$  using sample means, while inheriting the other values from the known control arm. Using the Bellman equation, we derive the estimator  $\widehat{\mathbf{V}}^{t^i}$  for each SST, leading to the estimator of  $\Delta_{i,j}(s^1)$  by taking the difference. In



Corollary 3, we establish the asymptotic normality for the estimation of  $\Delta_{i,j}(s^1)$ , confirming the statistical robustness of our approach under these settings.

COROLLARY 3. *Assuming the Markov chain induced by the mixed policy  $\pi^{1/(n-1)}, \pi^{1/n}$  are both uniformly ergodic, it holds that as  $T \rightarrow \infty$ ,*

$$\sqrt{T} \left( \widehat{\Delta}_{i,j}^{\text{PIIn}}(s^1) - \Delta_{i,j}(s^1) \right) \xrightarrow{d} \mathcal{N}(0, \sigma_{\text{PIIn},(i,j)}^2(s^1)),$$

where  $\sigma_{\text{PIIn},(i,j)}^2(s^1)$  is given in Appendix EC.5.1.1. Furthermore, we introduce  $\Sigma_{\text{PIIn}}^{\text{het}}(i,j)$  and  $\Sigma_{\text{PIIn}}^{\text{hom}}(i,j)$  to denote the terms in  $\sigma_{\text{PIIn},(i,j)}^2(s^1)$  associated with  $s^1$  and all the other states respectively.

We have

$$\Sigma_{\text{PIIn}}^{\text{het}}(i,j) < \left\{ 1 \wedge \frac{n-1}{n} \left( 1 + \frac{2\delta L}{n} \right) \right\} \Sigma_{\text{ABn}}^{\text{het}}(i,j) \quad \text{and} \quad \Sigma_{\text{PIIn}}^{\text{hom}}(i,j) = 0,$$

where  $\delta = \max_i D_{\text{TV}}(\mathbf{P}^i(s^1, \cdot), \mathbf{P}^1(s^1, \cdot))$  and  $L := (\ln(C) + 1)/(1 - \lambda)$ . The constants  $C, \lambda$  are related to the uniform ergodicity of the Markov chain induced by  $\pi^{1/n}$  from Definition 2.

With  $n$  test arms, PI continues to yield asymptotically normal estimators and significant variance reduction. Moreover, the term  $\left\{ 1 \wedge \frac{n-1}{n} \left( 1 + \frac{2\delta L}{n} \right) \right\}$  is almost non-decreasing with increasing  $n$ . This pattern indicates that as  $n$  grows, the relative benefit of variance reduction for  $\Sigma_{\text{PIIn}}^{\text{het}}(i,j)$  diminishes. Such an observation aligns with the intuition that as the number of test arms grows, the data available for each test arm decreases, potentially becoming a limiting factor in further reducing variance.

## 7. From SST to Local Treatment

In practice, a local treatment policy may affect more than a single state. Consequently, we generalize the SST concept to accommodate *Local Treatment*. In this expanded framework, a treatment action is applied to a specific segment of the state space rather than a single state. This approach allows for a more flexible and realistic modeling of interventions in complex MDPs. To illustrate, recall Example 1. The company now wants to test a new strategy: posting advertisements to customers when their recency is relatively high—for instance, when it exceeds 2. Such a treatment policy is a Local Treatment, as it is applied only to a specific segment  $(s^3, s^4, s^5)$  of the state space. The remaining states  $(s^1, s^2)$ , representing lower recency, are not subject to this treatment.

We then establish the model for Local Treatment. Specifically, there exists a pre-determined “crucial” subset  $\mathcal{S}^t \subseteq \mathcal{S}$ . The treatment policy  $\pi^t$  and control policy  $\pi^c$  will only vary at state  $s \in \mathcal{S}^t$ . Formally, we define

- **The Control Policy  $\pi^c$ :** This policy maintains  $\pi^c(s) \equiv \mathbf{c}$  across all states  $s \in \mathcal{S}$ , following the same definition as Section 2.

• **The Treatment Policy  $\pi^t$ :** This policy now implements the new intervention  $t$  exclusively whenever at the state  $s \in \mathcal{S}^t$ , while defaulting to  $c$  in all the other states in  $\mathcal{S} \setminus \mathcal{S}^t$ . In other words,  $\pi^t(s) \equiv t$  for all  $s \in \mathcal{S}^t$  and  $\pi^t(s) \equiv c$  for all  $s \in \mathcal{S} \setminus \mathcal{S}^t$ .

Notice that when the size of the crucial subset  $|\mathcal{S}^t| = 1$ , we recover the definition of SST. The average treatment effect  $\Delta$  follows the same definition as section 2.

Having demonstrated the effectiveness of IS and PI for variance reduction under SST, we can now extend these results to Local Treatment scenarios. It can be expected that all A/B testing methods—including IS and PI—under local treatment will still produce asymptotically normal estimators, similar to Theorem 3, 5 and 9. Compared to SST, the heterogeneous part of the system becomes a subset  $\mathcal{S}^t$  instead of the single just state  $s^1$ . As a result, we can only share information, or plug in perfect information, of state  $s \in \mathcal{S} \setminus \mathcal{S}^t$  for IS and PI estimator respectively. The following theorem characterizes this key difference from SST.

**THEOREM 11 (Asymptotic Normality with Local Treatment).** *Assuming the Markov Chain induced by policy  $\pi^t, \pi^{1/2}$  are both uniformly ergodic, with Local Treatment on state  $\mathcal{S}^t \subseteq \mathcal{S}$ , it holds as  $T \rightarrow \infty$ , for  $\Gamma \in \{\text{AB}, \text{IS}, \text{PI}\}$  and any state  $s \in \mathcal{S}$ ,*

$$\sqrt{T} \left( \widehat{\Delta}^\Gamma(s) - \Delta(s) \right) \xrightarrow{d} \mathcal{N}(0, \sigma_\Gamma^2(s)),$$

where  $\sigma_\Gamma^2(s)$  can be decomposed according to the state as

$$\sigma_\Gamma^2(s) = \Sigma_\Gamma^{\text{het}} + \Sigma_\Gamma^{\text{hom}},$$

where  $\Sigma_\Gamma^{\text{het}}$  and  $\Sigma_\Gamma^{\text{hom}}$  refers to the variance of states  $\mathcal{S}^t$  and  $\mathcal{S} \setminus \mathcal{S}^t$  respectively for  $\Gamma \in \{\text{AB}, \text{IS}, \text{PI}\}$ . The full expression of  $\sigma_{\text{AB}}^2(s), \sigma_{\text{IS}}^2(s), \sigma_{\text{PI}}^2(s)$  can be found in Appendix EC.6.

Recall in SST,  $\Sigma_\Gamma^{\text{het}}$  is associated with the single crucial state  $s^1$ , while now we generalize it to the crucial subset  $\mathcal{S}^t$ . For the asymptotic relative efficiency of three estimators, we then have the following generalization of Theorem 6 and Theorem 10.

**THEOREM 12.** *Consider Local Treatment Effect on  $\mathcal{S}^t \subseteq \mathcal{S}$  with two test arms  $\pi^t, \pi^c$ , it holds*

$$\Sigma_{\text{IS}}^{\text{het}} = \Sigma_{\text{AB}}^{\text{het}} \quad \text{and} \quad \Sigma_{\text{PI}}^{\text{hom}} = 0 \leq \Sigma_{\text{IS}}^{\text{hom}} \leq \Sigma_{\text{AB}}^{\text{hom}}.$$

Theorem 12 replicates Theorem 6. The difference is that now we generalize  $\Sigma_\Gamma^{\text{het}}$  to variance associated with the crucial subset  $\mathcal{S}^t$  rather than single crucial state  $s^1$  in SST. This demonstrates that the effectiveness of IS diminishes as the number of states that can share information (i.e. the homogeneous part) decreases. In the extreme case of a general treatment where  $\mathcal{S}^t = \mathcal{S}$ , meaning all states are treated and no states to share information, IS will reduce to A/B testing. One

caveat here is that unlike Theorem 10, we do not have general guarantees like  $\Sigma_{\text{PI}}^{\text{het}} < \Sigma_{\text{AB}}^{\text{het}}$  for local treatment. The intuition is that  $\mu^t(s)$  can be much smaller than  $\frac{1}{2}\mu_{1/2}(s)$  for some state  $s$  when considering the local treatment. Hence this brings about large variance for the estimation of  $\hat{\Delta}^{\text{PI}}(s)$ . We leave it to future work for efficient design of experiments with perfect information and local treatment. Finally, we can derive a similar generalization to local treatment with multiple test arms as Theorem 8 and Corollary 3. We delay the details to the Appendix EC.6.1.

## 8. Simulations

### 8.1. Synthetic Data: Customer Lifetime Value

We revisit the example of customer lifetime value (Example 1), with a synthetic transition matrix detailed in Appendix EC.9.1. We assume that under the control policy, when the customer makes a purchase, the company will receive a net income of 30 while the income in all other states is 0. Specifically, the transition matrix and the reward under the control policy are set as follows.

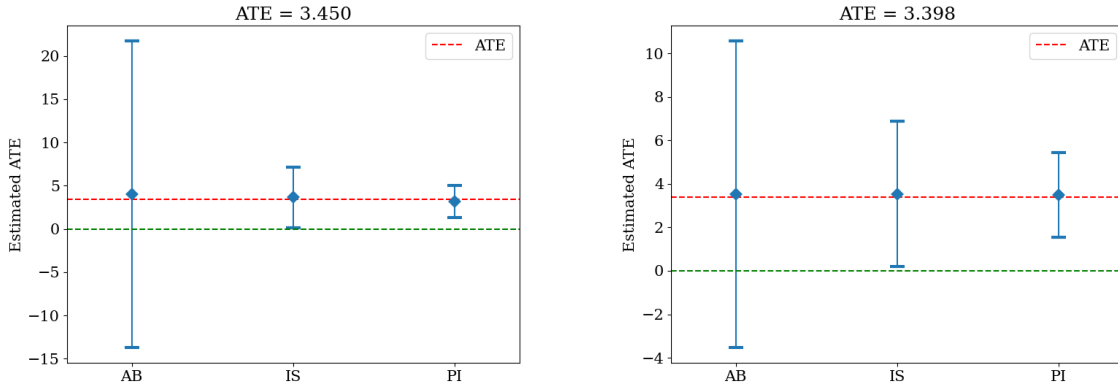
$$P^c = \begin{bmatrix} 0.6 & 0.4 & & & \\ 0.5 & & 0.5 & & \\ 0.4 & & & 0.6 & \\ 0.3 & & & & 0.7 \\ 0.1 & & & & 0.9 \end{bmatrix}, \quad r^c = \begin{bmatrix} 30 \\ 0 \\ 0 \\ 0 \\ 0 \end{bmatrix}.$$

We consider the following two types of treatment:

1. **SST.** The company considers to offer coupons when the customer reaches the highest recency (recency = 5). We evaluate five different candidate coupon values, each associated with a different treatment effect. These treatments lead to a decrease in reward at state  $s^5$  by values of 2, 2.5, 3, 3.5, 4, respectively. Correspondingly, they increase the probability of transitioning to state  $s^1$  by 0.10, 0.15, 0.20, 0.25, 0.30, respectively.
2. **Local Treatment.** The company plans to offer coupons whenever the customer's recency is high (recency > 2). We still consider five different candidate values. They uniformly decrease the rewards under states  $s^3, s^4, s^5$  by 2, 2.5, 3, 3.5, 4, respectively and increase the probability transiting to state  $s^1$  by 0.10, 0.11, 0.12, 0.13, 0.14, respectively.

We then run experiments for each candidate value under both cases treatment possible values, aiming to identify the optimal coupon value which are 4 and 2. In each experiment, we run all three estimators over 1,000 independent trajectories and record their empirical mean and standard error. The experiment horizon is adjusted so that the IS estimator's standard error is smaller than its empirical mean. In Figure 1, we present the simulation results.

**Unbiasedness across all estimators:** The empirical means for all three estimators in both experiments demonstrate negligible bias. This aligns with our theoretical results of the consistency of all three estimators.



**Figure 1** Synthetic simulations for Example 1. Diamonds and caps represent the empirical mean and standard error respectively for each estimator. *Left:* the result for SST policy with  $n = 5$  test arms and experiment horizon  $T = 350$ . *Right:* the result for Local Treatment policy with  $n = 5$  test arms and experiment horizon  $T = 2000$ .

**Variance reduction by IS and PI:** In both examples, we observe a significant reduction in variance—by at least half—through the application of IS and PI. This illustrates the effectiveness of IS and PI in overcoming the lower bound of A/B testing by utilizing the local structure. Moreover, PI consistently outperforms IS in both examples, confirming its capability in further variance reduction.

While ATEs in both experiments are close, the local treatment case requires a substantially longer horizon for the standard error of IS estimator to decay comparing with the SST case. This discrepancy aligns with the intuition that the SST allows information sharing for more states than the local treatment case. This observation showcases that the efficacy of IS increases with the number of shared states.

## 8.2. A Real-World Sepsis Simulator

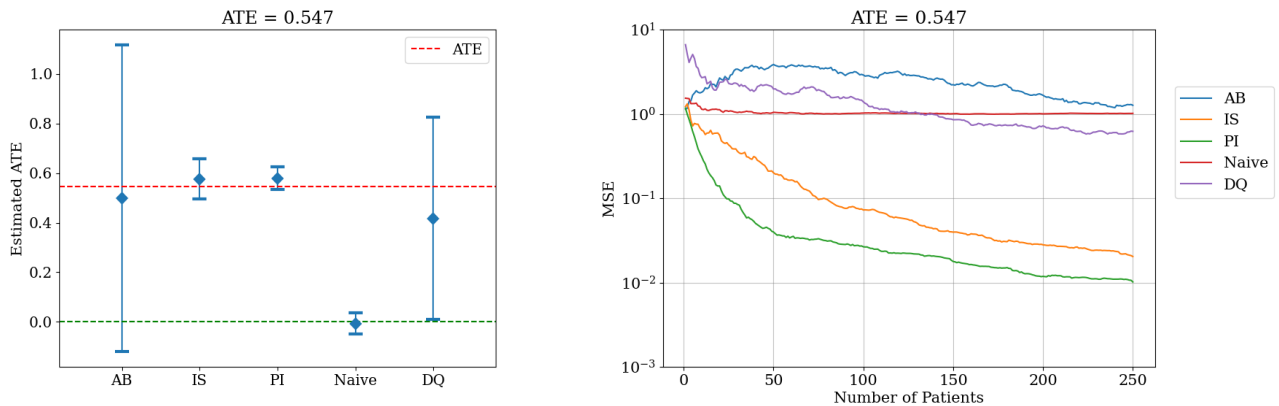
To evaluate our method in a more realistic setting, we employ a simulator of sepsis treatment for intensive care unit (ICU) patients (Komorowski et al. 2018, Oberst and Sontag 2019, Tran et al. 2023). Our focus is on experimenting with various combinations of treatments applicable to patients in critical conditions. The primary objective is to understand the long-term effects of these treatment strategies.

**The Environment:** The physiological status of patients can be captured by a underlying MDP. The state space encompasses discrete measurements of vital signs (heart rate, blood pressure, oxygen concentration, and glucose levels), categorized into levels (e.g., low, normal, high), along with records of previous treatments. The size of the state space size 720. The reward function assigns values of -1, 0, or +1 based on the number of abnormal vital signs exhibited by a patient. In the absence of treatment intervention, patient signals fluctuate according to specified transition probabilities, reflecting the dynamic nature of the health condition.

**The Local Treatment:** When patients enter a critical state—characterized by all signals being abnormal—three treatment options become available: antibiotics, vasopressors, and mechanical ventilation. This results in  $n = 8$  test arms, corresponding to the possible combinations of these treatments. The application of these interventions alters the transition probabilities of the various signals. In our experimental setting, the total number of treated states amounts to 128, representing approximately 18% of the overall state space.

**The Simulation:** Unlike the previous synthetic example, real-world constraints limit our ability to conduct extended experiments on one individual patient. Instead, we adopt a common practice in sepsis studies: assuming patients with similar contexts follow the same MDP. We pool observation data from a group of non-diabetic patients to estimate the average long-term effect of treatments. Our simulator generates observed trajectories of length 100 for each patient. These patients are initialized according to a state distribution learned a priori.

We run the simulations for  $N = 250$  patients over 100 independent runs and then demonstrate the inference results of each estimators. We additionally compare two benchmarks, the Naive and *Difference-in-Q* (DQ) estimators, from [Farias et al. \(2022\)](#), which is originally designed for the general treatment policies on MDPs with two test arms. For the Naive estimators, we naively take the average on the rewards collected under the treatment policy and the control policy, ignoring the interference of state transitions. The DQ estimator strikes a balance between bias and variance under general and global treatment policies in MDPs. In [Appendix EC.9.2](#), we generalize the DQ theory and provide the expression of DQ estimator for multiple test arms.



**Figure 2 Sepsis Simulator.** Diamonds and caps represent the empirical mean and standard error respectively for each estimator. *Left:* Estimated ATE the best-performing arm among  $n = 8$  tested arms at patients  $N = 250$ . *Right:* MSE of each estimator vs.  $N$  the number of patients. IS, PI dominate over all experiment horizon.

Figure 2 summarizes the simulation results as well as the Mean Square Error (MSE) curve with the number of patients. We have the following observations.

**Variance Reduction of IS and PI:** We observe a significant reduction in variance through the application of IS and PI while still obtaining negligible bias comparing with the A/B testing estimator. These methods also enjoy fast decay of MSE compared to all other estimators. This confirms the effectiveness of IS and PI and demonstrate the power of leveraging treatment structure to obtain striking efficiency improvement. Moreover, aligning with our intuition, PI consistently outperforms IS, confirming its capability in further variance reduction with more information.

**Unbiasedness of IS and PI:** Although the Naive estimator has smaller variance than IS and comparable variance to PI, its bias is non-negligible. Furthermore, the Naive estimator struggles to exclude the null effect, potentially resulting in insufficient statistical power. In contrast, the means of the IS and PI estimators are centered around the true ATE.

**DQ exhibits bias-variance trade-offs:** DQ demonstrates a notable bias-variance trade-off when compared to A/B testing and Naive estimators. DQ achieves variance reduction at the cost of introducing small bias, resulting in a faster decay of MSE. However, DQ fails to leverage the inherent local structures of the treatments, leading to significantly higher MSE compared to IS and PI. In Section 9.2, we introduce a novel estimator that combines DQ and IS concepts, demonstrating improved performance over the original DQ formulation.

## 9. Discussion

### 9.1. Fairness And Welfare: The Monotonicity of SST

MDPs are complex systems with interconnected states. Therefore, out of fairness and welfare concern, it would be the best for the decision-makers to ensure that a new treatment improves long-term outcomes for customers across all states, rather than benefiting some at the expense of others. Fortunately, we have a theorem that guarantees the “monotonicity” of SST policies. This ensures that the treatment effect remains consistently positive (or negative) for all states before and after the intervention.

**THEOREM 13 (Monotonicity of Single-State Treatment Effect).** *Consider SST policy  $\pi^t$  with crucial state  $s^1$ . If there exists  $s \in \mathcal{S}$  such that  $\Delta(s) > 0$ , then for all  $s \neq s^1$ ,*

$$0 \leq \Delta(s) < \gamma \Delta(s^1).$$

*Vice versa, if there exists  $s \in \mathcal{S}$  such that  $\Delta(s) < 0$ , then  $\gamma \Delta(s^1) < \Delta(s) \leq 0$  for all  $s \neq s^1$ .*

The monotonicity of SST ensures that an improvement in any state will positively impact the long-term outcomes of all other states. Conversely, when the treatment effect is negative, all states except the crucial state will experience a welfare loss strictly less than  $\gamma \Delta(s^1)$ , where  $\gamma \in [0, 1)$  is the discount factor. Additionally, the crucial state will always have the strongest treatment

effect, aligning with our intuition that the crucial state is the primary target of the new treatment. Notably, this monotonicity theorem holds true regardless of the underlying Markov chain’s structure.

We provide two different proofs for Theorem 13 in Appendix EC.7. The first proof is based on an important observation that the treatment effect  $\Delta$  is an eigenvector of a special matrix associated with the transition probability under the control policy. By applying the Perron-Frobenius Theorem Meyer (2001) and carefully verifying the conditions, we arrive at the desired result. The second proof offers a novel perspective to characterize  $\Delta$  using the advantage function, derived from the well-known *Performance Difference Lemma* (Kakade and Langford 2002, Agarwal et al. 2022) in RL theory. We believe these techniques may be of independent interest to the RL literature.

## 9.2. Bias-Variance Trade-off

With general treatment, the seminal work by Farias et al. (2022) proposes a DQ estimator that trades a small bias for a striking variance reduction in average reward setting. In a follow-up work (Farias et al. 2023), they extend the idea of DQ to other reward settings including discounted reward used in this paper. In particular, we adapt their DQ theory to obtain the following estimator

$$\widehat{\Delta}^{\text{DQ}} := \left( \mathbf{I} - \gamma \widehat{\mathbf{P}}_{1/2} \right)^{-1} \left( \widehat{\mathbf{Q}}^{\pi_{1/2}}(\mathfrak{t}) - \widehat{\mathbf{Q}}^{\pi_{1/2}}(\mathfrak{c}) \right),$$

where  $\widehat{\mathbf{Q}}^{\pi_{1/2}}(a) = [\widehat{Q}^{\pi_{1/2}}(s^i, a)]_{i \in [K]}^\top$  for  $a \in \{\mathfrak{t}, \mathfrak{c}\}$  fitted via TD Learning. We further observed that the concept of information sharing can be applied to this Q-function learning to reduce variance. This insight led us to develop a new estimator, which we call DQ-IS, taking advantage of two orthogonal ideas of DQ and IS.

In Appendix EC.9.3, we empirically implement both estimators for the SST setting. A surprising finding is that the DQ estimator shows minimal bias-variance trade-off for SST. Our empirical results indicate that both DQ and DQ-IS exhibit negligible bias, while their variance is close to that of A/B testing and IS respectively. We believe this phenomenon merits further investigation, as it has implications for both DQ theory and the broader literature on bias-variance trade-offs in RL.

## 9.3. Orthogonal Applications of Information Sharing

It is important to note that our information sharing approach is actually providing a more efficient way to utilize the observed trajectories by leveraging the local treatment structure. This concept of information sharing is not limited to discounted reward MDPs, but is also compatible with various other RL settings.

**Average/Total Reward.** Under different definitions of the value function, the information sharing idea is still applicable whenever the new treatment is localized. To be more specific, for the



average reward MDPs, we can construct a similar plug-in model-based estimator following the corresponding Bellman Equation,  $\mathbf{V} = (\mathbf{I} - \mathbf{P})^\# \mathbf{r}$ , where the notation  $(\mathbf{I} - \mathbf{P})^\#$  denotes the group inverse of the matrix  $(\mathbf{I} - \mathbf{P})$ . Similarly, for the total reward, we have  $\mathbf{V} = (\mathbf{I} - \mathbf{P})^{-1} \mathbf{r}$  with  $\mathbf{P}$  stands for the transition matrix of non-absorbing states. The estimations of  $\mathbf{P}$  and  $\mathbf{r}$  can still adopt the information sharing idea to reduce the variance.

**Function Approximations.** Modern practical reinforcement learning often faces the *curse of dimensionality*, i.e. a prohibitively large or infinite state space. This may render our previous tabular methods of fitting value functions unrealistic. However, one can resort to any estimation methods designed for function approximation while still leveraging the information sharing idea. For example, consider a parameterized class of value functions  $V_\Theta = \{V_\theta: \theta \in \Theta\}$ , where common function approximations include linear (Tsitsiklis and Van Roy 1996, Bhandari et al. 2021) or neural networks (Cai et al. 2019). Given a trajectory  $\tau = \{(s_i, a_i, s_{i+1}, r_i)\}_{i \in [T]}$ , typical TD algorithms solve

$$\theta = \arg \min_{\theta \in \Theta} \sum_{s \in \mathcal{S}} \left( \sum_{s_i=s} r(s_i, a_i) + \gamma V_\theta(s_{i+1}) - V_\theta(s_i) \right)^2,$$

which can be viewed as a parameterized version of Eq. (3). When it comes to A/B testing, it's then evident that one can split trajectories to fit the value function by solving this optimization problem. Additionally, information can still be shared for local treatments, allowing the construction of richer datasets and improving efficiency.

**Episodic Setting.** Another commonly used framework is the episodic MDP. In this scenario, multiple independent samples of the MDP can be obtained. For instance, the company in Example 1 might assume that certain customer groups share the same transition matrix. This allows for the observation of multiple trajectories, enabling the inference of the value function by aggregating data from these various episodes. Given this context, it's natural to consider extending the concept of Information Sharing as a more sophisticated approach to data pooling in these scenarios. This extension could potentially lead to more efficient and accurate value function estimation by leveraging similarities across different episodes while accounting for their unique characteristics.

## 10. Conclusion

This paper systematically explores how treatment structure can be utilized to improve experimentation efficiency in MDPs. We first demonstrate that our A/B testing algorithm is efficient for general policies. Subsequently, we show how information can be shared among tests to reduce variance for local treatment policies, thereby overcoming the established lower bound.

Finally, we want to highlight the trade-off between *Robustness* and *Efficiency*. The efficiency gain from information sharing relies heavily on the local structure of the new treatment. If the

new local treatment on some states also influences transitions and rewards of the other states, our information sharing approach could introduce bias. In contrast, the inference methods that do not utilize the local structure, as introduced in Section 4, are always robust and valid, though potentially at the cost of reduced efficiency.

## References

- Agarwal A, Jiang N, Kakade SM, Sun W (2022) Reinforcement learning: Theory and algorithms. URL <https://rltheorybook.github.io/>.
- Bajari P, Burdick B, Imbens GW, Masoero L, McQueen J, Richardson T, Rosen IM (2021) Multiple randomization designs. *arXiv preprint arXiv:2112.13495* .
- Bhandari J, Russo D, Singal R (2021) A finite time analysis of temporal difference learning with linear function approximation. *Operations Research* 69(3):950–973.
- Bojinov I, Simchi-Levi D, Zhao J (2023) Design and analysis of switchback experiments. *Management Science* 69(7):3759–3777.
- Cai Q, Yang Z, Lee JD, Wang Z (2019) Neural temporal-difference learning converges to global optima. *Advances in Neural Information Processing Systems*, volume 32.
- Chang JD, Zhan W, Oertell O, Brantley K, Misra D, Lee JD, Sun W (2024) Dataset reset policy optimization for rlhf. *arXiv preprint arXiv:2404.08495* .
- Cheikhi D, Russo D (2023) On the statistical benefits of temporal difference learning. *Proceedings of the 40th International Conference on Machine Learning*, volume 202 of *Proceedings of Machine Learning Research*, 4269–4293 (PMLR).
- Dooley DF (2020) Sephora’s ‘welcome back event’ starts this week and the savings are big. URL <https://www.newbeauty.com/sephora-welcome-back-event/>.
- Farias V, Li AA, Peng T, Zheng A (2022) Markovian interference in experiments. *Advances in Neural Information Processing Systems*, 535–549.
- Farias VF, Li H, Peng T, Ren X, Zhang H, Zheng A (2023) Correcting for interference in experiments: A case study at douyin. *Proceedings of the 17th ACM Conference on Recommender Systems*, 455–466.
- Glynn PW, Johari R, Rasouli M (2020) Adaptive experimental design with temporal interference: A maximum likelihood approach. *Advances in Neural Information Processing Systems* 33:15054–15064.
- Gong XY, Simchi-Levi D (2023) Bandits atop reinforcement learning: Tackling online inventory models with cyclic demands. *Management Science* .
- Hamilton M, Singal R (2023) Churning while experimenting: Maximizing user engagement in recommendation platforms. *Available at SSRN 3871915* .
- Hu Y, Kallus N, Uehara M (2024) Fast rates for the regret of offline reinforcement learning. *Mathematics of Operations Research* .

- Hu Y, Wager S (2022) Switchback experiments under geometric mixing. *arXiv preprint arXiv:2209.00197* .
- Huang S, Wang C, Yuan Y, Zhao J, Zhang J (2023) Estimating effects of long-term treatments. *arXiv preprint arXiv:2308.08152* .
- Imbens GW, Rubin DB (2015) *Causal inference in statistics, social, and biomedical sciences* (Cambridge university press).
- Jacobs BJ, Donkers B, Fok D (2016) Model-based purchase predictions for large assortments. *Marketing Science* 35(3):389–404.
- Jia S, Kallus N, Yu CL (2023) Clustered switchback experiments: Near-optimal rates under spatiotemporal interference. *arXiv preprint arXiv:2312.15574* .
- Johari R, Li H, Liskovich I, Weintraub GY (2022) Experimental design in two-sided platforms: An analysis of bias. *Management Science* 68(10):7069–7089.
- Jones GL (2004) On the markov chain central limit theorem. *Probability Surveys* 1:299 – 320.
- Kakade SM, Langford J (2002) Approximately optimal approximate reinforcement learning. *International Conference on Machine Learning*.
- Kanoria Y, Lobel I, Lu J (2024) Managing customer churn via service mode control. *Mathematics of Operations Research* 49(2):1192–1222.
- Khamaru K, Pananjady A, Ruan F, Wainwright MJ, Jordan MI (2021) Is temporal difference learning optimal? an instance-dependent analysis. *SIAM Journal on Mathematics of Data Science* 3(4):1013–1040.
- Kohavi R, Tang D, Xu Y (2020) *Trustworthy Online Controlled Experiments: A Practical Guide to A/B Testing* (Cambridge University Press).
- Kohavi R, Thomke S (2017) The surprising power of online experiments. *Harvard Business Review* .
- Komorowski M, Celi LA, Badawi O, Gordon AC, Faisal AA (2018) The artificial intelligence clinician learns optimal treatment strategies for sepsis in intensive care. *Nature medicine* 24(11):1716–1720.
- Konda V (2002) Actor-critic algorithms. *PhD Thesis* .
- Koning R, Hasan S, Chatterji A (2022) Experimentation and start-up performance: Evidence from a/b testing. *Management Science* 68(9):6434–6453.
- Lemmens A, Gupta S (2020) Managing churn to maximize profits. *Marketing Science* 39(5):956–973.
- Levine S, Kumar A, Tucker G, Fu J (2020) Offline reinforcement learning: Tutorial, review, and perspectives on open problems. *arXiv preprint arXiv:2005.01643* .
- Li JQ, Rusmevichientong P, Simester D, Tsitsiklis JN, Zoumpoulis SI (2015) The value of field experiments. *Management Science* 61(7):1722–1740.
- Li S, Johari R, Kuang X, Wager S (2023) Experimenting under stochastic congestion. *arXiv preprint arXiv:2302.12093* .

- Maystre L, Russo D, Zhao Y (2023) Optimizing audio recommendations for the long-term: A reinforcement learning perspective. *arXiv preprint arXiv:2302.03561* .
- Meyer CD (1980) The condition of a finite markov chain and perturbation bounds for the limiting probabilities. *SIAM J. Algebraic Discret. Methods* 1:273–283.
- Meyer CD (2001) *Matrix Analysis and Applied Linear Algebra* (SIAM).
- Moerland TM, Broekens J, Plaat A, Jonker CM, et al. (2023) Model-based reinforcement learning: A survey. *Foundations and Trends in Machine Learning* 16(1):1–118.
- Mohammed R (2015) Bed bath & beyond’s persistent coupons and the return of thrifty consumers. *Harvard Business Review* .
- Moore TJ (2010) A theory of cramer-rao bounds for constrained parametric models. *PhD Thesis* .
- Munro E, Kuang X, Wager S (2024) Treatment effects in market equilibrium. *arXiv preprint arXiv:2109.11647* .
- Murphy SA (2003) Optimal dynamic treatment regimes. *Journal of the Royal Statistical Society Series B: Statistical Methodology* 331–355.
- Narayandas D, Sengupta A (2023) Using ai to adjust your marketing and sales in a volatile world. *Harvard Business Review* .
- Ni T, Bojinov I, Zhao J (2023) Design of panel experiments with spatial and temporal interference. *Available at SSRN 4466598* .
- Oberst M, Sontag D (2019) Counterfactual off-policy evaluation with gumbel-max structural causal models. *International Conference on Machine Learning*, 4881–4890 (PMLR).
- Pfeifer PE, Carraway RL (2000) Modeling customer relationships as markov chains. *Journal of interactive marketing* 14(2):43–55.
- Russac Y, Katsimerou C, Bohle D, Cappé O, Garivier A, Koolen WM (2021) A/b/n testing with control in the presence of subpopulations. *Advances in Neural Information Processing Systems* 34:25100–25110.
- Shi C, Wang X, Luo S, Zhu H, Ye J, Song R (2023) Dynamic causal effects evaluation in a/b testing with a reinforcement learning framework. *Journal of the American Statistical Association* 118(543):2059–2071.
- Shi C, Zhang S, Lu W, Song R (2020) Statistical inference of the value function for reinforcement learning in infinite horizon settings. *Journal of the Royal Statistical Society: Series B (Statistical Methodology)* 84:765–793.
- Simchi-Levi D, Wang C (2023) Multi-armed bandit experimental design: Online decision-making and adaptive inference. *Proceedings of The 26th International Conference on Artificial Intelligence and Statistics*, volume 206, 3086–3097.
- Simester D, Timoshenko A, Zoumpoulis SI (2020) Efficiently evaluating targeting policies: Improving on champion vs. challenger experiments. *Management Science* 66(8):3412–3424.

- Simester DI, Sun P, Tsitsiklis JN (2006) Dynamic catalog mailing policies. *Management Science* 52(5):683–696.
- Stoica P, Ng BC (1998) On the cramer-rao bound under parametric constraints. *IEEE Signal Processing Letters* 5(7):177–179.
- Sutton RS, Barto AG (2018) *Reinforcement Learning: An Introduction* (The MIT Press), ISBN 0262039249.
- Syrgkanis V, Zhan R (2023) Post-episodic reinforcement learning inference. *arXiv preprint arXiv:2302.08854* .
- Tran A, Bibaut A, Kallus N (2023) Inferring the long-term causal effects of long-term treatments from short-term experiments. *arXiv preprint arXiv:2311.08527* .
- Tsitsiklis J, Van Roy B (1996) Analysis of temporal-difference learning with function approximation. *Advances in Neural Information Processing Systems*, volume 9.
- Vats D (2017) Output analysis for markov chain monte carlo. *PhD Thesis* .
- Wager S, Kuang X (2021) Experimenting in equilibrium. *Management Science* 67(11):6694–6715.
- Weng C, Lei X, Si N (2024) Experimental design in one-sided matching platforms. *Available at SSRN 4890353* .
- Xiong R, Athey S, Bayati M, Imbens G (2023) Optimal experimental design for staggered rollouts. *Management Science* .
- Xiong R, Chin A, Taylor SJ (2024) Data-driven switchback experiments: Theoretical tradeoffs and empirical bayes designs. *arXiv preprint arXiv:2406.06768* .
- Yang J, Eckles D, Dhillon P, Aral S (2024) Targeting for long-term outcomes. *Management Science* 70(6):3841–3855.
- Yu C, Liu J, Nemati S, Yin G (2021) Reinforcement learning in healthcare: A survey. *ACM Computing Survey* 55(1).
- Zhan R, Hadad V, Hirshberg DA, Athey S (2021) Off-policy evaluation via adaptive weighting with data from contextual bandits. *Proceedings of the 27th ACM SIGKDD Conference on Knowledge Discovery & Data Mining (KDD)*, 2125–2135.
- Zhan R, Ren Z, Athey S, Zhou Z (2023) Policy learning with adaptively collected data. *Management Science* .
- Zhang KW, Janson L, Murphy SA (2023) Statistical inference after adaptive sampling for longitudinal data. *arXiv preprint arXiv:2202.07098* .
- Zhu Z, Cai Z, Zheng L, Si N (2024) Seller-side experiments under interference induced by feedback loops in two-sided platforms. *arXiv preprint arXiv:2401.15811* .

## Online Appendix for “Experimenting on Markov Decision Processes with Local Treatments”

### EC.1. Notation

Let  $\mathbf{e}_i \in \mathbb{R}^n$  be a vector with all entries 0 but  $i$ -th entry 1 and  $\mathbf{E}_{ij} \in \mathbb{R}^{n \times n}$  be a matrix with all elements 0 but  $i, j$ -th element 1. For any vector  $x$  and matrix  $\mathbf{A}$ , the matrix norm  $\|x\|_{\mathbf{A}} := \sqrt{x^\top \mathbf{A} x}$ . For any matrix  $\mathbf{A} = (\mathbf{a}_1, \mathbf{a}_2, \dots, \mathbf{a}_n) \in \mathbb{R}^{m \times n}$ , we define the vectorization operator

$$\text{vec}(\mathbf{A}) := \begin{bmatrix} \mathbf{a}_1 \\ \mathbf{a}_2 \\ \vdots \\ \mathbf{a}_n \end{bmatrix} \in \mathbb{R}^{mn}$$

as the concatenation of its columns.

### EC.2. Proofs of On-policy Sampling Algorithms

#### EC.2.1. Major Proof Frameworks

To handle asymptotic analysis in Markov Chain, here we provide a standard framework using technique of Delta Method and Linearization. The framework can be traced back to [Konda \(2002\)](#) and is recently revitalized by [Farias et al. \(2022\)](#).

Let  $g(\hat{Y})$  be some plug-in estimator of  $g(Y)$  with  $Y$  sampled from Markov Chain, we have

*Step 1: Markov Chain CLT* For any  $\{X_i := (s_i, a_i, s_{i+1}, r_i)\}_{i \in [T]}$  sampled from Markov Chain with stationary distribution  $\mu$ , define random variables/vectors  $\{Y(X_i)\}_{i \in [T]}$  with empirical mean  $\bar{Y}_T := \frac{1}{T} \sum_{i=1}^T Y(X_i)$ . It holds by Lemma [EC.5](#) that

$$\sqrt{T}(\bar{Y}_T - Y_\mu) \xrightarrow{d} \mathcal{N}(\mathbf{0}, \Sigma_Y),$$

where  $Y_\mu := \mathbb{E}_{X \sim \mu}[Y(X)]$  and  $\Sigma_Y$  is some covariance matrix.

*Step 2: Delta Method* Apply Delta Method  $g(\bar{Y}_T)$  and obtain

$$\sqrt{T}(g(\bar{Y}_T) - g(Y_\mu)) \xrightarrow{d} \mathcal{N}(\mathbf{0}, \nabla g^\top \Sigma_Y \nabla g).$$

*Step 3: Linearization* Define  $G(X_i) = \nabla g(Y_\mu)^\top Y(X_i)$ . Now, instead of directly computing  $\nabla g^\top \Sigma_Y \nabla g$ , we have

$$\nabla g^\top \Sigma_Y \nabla g = \text{Var}_{X_1 \sim \mu}[G(X_1)] + \sum_{i=1}^{\infty} \text{Cov}_{X_1 \sim \mu}[G(X_1), G(X_{1+i})] + \sum_{i=1}^{\infty} \text{Cov}_{X_1 \sim \mu}[G(X_{1+i}), G(X_1)],$$

according to Lemma [EC.1](#). This technique typically simplifies the calculation a lot.

LEMMA EC.1 (**Linearization, Adapted from Lemma 6 in Farias et al. (2022)**).

Consider  $\{X_i := (s_i, a_i, s_{i+1}, r_i)\}_{i \in [T]}$  be sampled from a uniformly ergodic Markov Chain with stationary distribution  $\mu$ . Let  $Y: \mathcal{X} \rightarrow \mathbb{R}^m$  and  $g: \mathbb{R}^m \rightarrow \mathbb{R}^n$  such that as  $T \rightarrow \infty$ ,

$$\sqrt{T}(g(\frac{1}{T} \sum_{i=1}^T Y(X_i)) - g(Y_\mu)) \xrightarrow{d} \mathcal{N}(\mathbf{0}, \Gamma),$$

for some covariance matrix  $\Gamma$ . Define  $G(X_i) = \nabla g(Y_\mu)^\top Y(X_i)$ , then it holds

$$\text{Var} \left( \frac{1}{T} \sum_{i=1}^T G(X_i) \right) = \Gamma.$$

### EC.2.2. Asymptotic Normality of TD: Proof of Theorem 1

Recall Proposition 1, we directly analysis the model-based algorithm in Algorithm 1.

To start with, for  $X_i = (s_i, a_i, s_{i+1}, r_i)$ , define

$$K(X_i) := \mathbf{E}_{s_i, s_{i+1}},$$

$$R(X_i) := \mathbf{e}_{s_i} r_i.$$

And denote

$$\overline{K}_T := \frac{1}{T} \sum_{i=1}^T K(X_i),$$

$$\overline{R}_T := \frac{1}{T} \sum_{i=1}^T R(X_i).$$

We also have

$$\overline{K}_T \xrightarrow{a.s.} \mathbf{K}_{\mu^\pi} := \text{Diag}_{s \in \mathcal{S}}(\boldsymbol{\mu}^\pi(s)) \mathbf{P}^\pi,$$

$$\overline{R}_T \xrightarrow{a.s.} \mathbf{r}_{\mu^\pi} := \text{Diag}_{s \in \mathcal{S}}(\boldsymbol{\mu}^\pi(s)) \mathbf{r}^\pi.$$

By Markov CLT it holds

$$\sqrt{T} \left( \begin{bmatrix} \text{vec}(\overline{K}_T) \\ \overline{R}_T \end{bmatrix} - \begin{bmatrix} \text{vec}(\mathbf{K}_{\mu^\pi}) \\ \mathbf{r}_{\mu^\pi} \end{bmatrix} \right) \xrightarrow{d} \mathcal{N}(\mathbf{0}, \Sigma),$$

for some covariance matrix  $\Sigma$ .

To estimate  $\widehat{\mathbf{P}}^\pi$ , notice that  $\widehat{\mathbf{P}}^\pi_{ij} = \overline{K}_T(i, j) / (\sum_k \overline{K}_T(i, k))$ . Then  $\widehat{\mathbf{P}}^\pi$  is actually a function of  $\overline{K}_T$ . Similarly, to estimate  $\widehat{\mathbf{r}}^\pi$ , we have  $\widehat{\mathbf{r}}^\pi(i) = \overline{R}_T(i) / (\sum_k \overline{K}_T(i, k))$ . We then apply Delta Method and define

$$\widehat{\mathbf{V}}^{\text{MB}} = (\mathbf{I} - \widehat{\mathbf{P}}^\pi)^{-1} \widehat{\mathbf{r}}^\pi = g(\overline{K}_T, \overline{R}_T).$$



By Lemma EC.1, it suffices to compute the linearized part

$$\begin{aligned} G(X_i) &= \nabla g(\mathbf{K}_{\mu^\pi}, \mathbf{r}_{\mu^\pi})^\top \begin{bmatrix} \text{vec}(K(X_i)) \\ R(X_i) \end{bmatrix} \\ &= \underbrace{\sum_{a=1}^n \frac{\partial g}{\partial r_a} \Big|_{\mathbf{K}_{\mu^\pi}, \mathbf{r}_{\mu^\pi}} R(X_i)(a)}_{\text{Linear-Reward}} + \underbrace{\sum_{a,b} \frac{\partial g}{\partial K(a,b)} \Big|_{\mathbf{K}_{\mu^\pi}, \mathbf{r}_{\mu^\pi}} K(X_i)(a,b)}_{\text{Linear-Transition}}. \end{aligned}$$

It's easy to see that the Linear-Reward as

$$\sum_{a=1}^n \frac{\partial g}{\partial R(a)} \Big|_{\mathbf{K}_{\mu^\pi}, \mathbf{r}_{\mu^\pi}} R(x_i)(a) = (\mathbf{I} - \gamma \mathbf{P}^\pi)^{-1} \text{Diag}_{s \in \mathcal{S}}(1/\mu^\pi(s)) R(X_i).$$

For the Linear-Transition term, it holds

$$\begin{aligned} & \sum_{a,b} \frac{\partial g}{\partial K(a,b)} \Big|_{\mathbf{K}_{\mu^\pi}, \mathbf{r}_{\mu^\pi}} K(X_i)(a,b) \\ &= \sum_{a,b} \frac{\partial(\mathbf{I} - \gamma \widehat{\mathbf{P}}^\pi)^{-1} \mathbf{r}}{\partial K(a,b)} \Big|_{\mathbf{K}_{\mu^\pi}, \mathbf{r}_{\mu^\pi}} K(X_i)(a,b) + \sum_{a,b} \frac{\partial(\mathbf{I} - \gamma \mathbf{P}^\pi)^{-1} \widehat{\mathbf{r}}}{\partial K(a,b)} \Big|_{\mathbf{K}_{\mu^\pi}, \mathbf{r}_{\mu^\pi}} K(X_i)(a,b) \\ &= \sum_{a,b} -(\mathbf{I} - \gamma \mathbf{P}^\pi)^{-1} \frac{\partial(\mathbf{I} - \gamma \mathbf{P}^\pi)}{\partial K(a,b)} \Big|_{\mathbf{K}_\mu} \mathbf{V}^\pi K(X_i)(a,b) - \frac{1}{\mu^\pi(s_i)} (\mathbf{I} - \gamma \mathbf{P}^\pi)^{-1} \begin{bmatrix} \mathbf{0} \\ r(s_i) \\ \mathbf{0} \end{bmatrix} \\ &= \gamma (\mathbf{I} - \gamma \mathbf{P}^\pi)^{-1} \left( \sum_{a,b} \frac{\partial \mathbf{P}^\pi}{\partial K(a,b)} \Big|_{\mathbf{K}_\mu} K(X_i)(a,b) \right) \mathbf{V}^\pi - \frac{1}{\mu^\pi(s_i)} (\mathbf{I} - \gamma \mathbf{P}^\pi)^{-1} \begin{bmatrix} \mathbf{0} \\ r(s_i) \\ \mathbf{0} \end{bmatrix} \\ &= -\frac{\gamma}{\mu^\pi(s_i)} (\mathbf{I} - \gamma \mathbf{P}^\pi)^{-1} \begin{bmatrix} \mathbb{P}(s^1 | s_i) \dots \mathbb{P}(s^{i+1} | s_i) - 1 \dots \mathbb{P}(s^K | s_i) \\ \mathbf{0} \end{bmatrix} \mathbf{V}^\pi - \frac{1}{\mu^\pi(s_i)} (\mathbf{I} - \gamma \mathbf{P}^\pi)^{-1} \begin{bmatrix} \mathbf{0} \\ r(s_i) \\ \mathbf{0} \end{bmatrix}. \end{aligned}$$

Then we have

$$\begin{aligned} G(X_i) &= \underbrace{-\frac{\gamma}{\mu^\pi(s_i)} (\mathbf{I} - \gamma \mathbf{P}^\pi)^{-1} \begin{bmatrix} \mathbb{P}(s^1 | s_i) \dots \mathbb{P}(s^{i+1} | s_i) - 1 \dots \mathbb{P}(s^K | s_i) \\ \mathbf{0} \end{bmatrix} \mathbf{V}^\pi}_{G_1} \\ & \quad + \underbrace{\frac{1}{\mu^\pi(s_i)} (\mathbf{I} - \gamma \mathbf{P}^\pi)^{-1} \begin{bmatrix} \mathbf{0} \\ r_i - r(s_i) \\ \mathbf{0} \end{bmatrix}}_{G_2}. \end{aligned}$$

It remains to compute  $\Sigma_G$ . Note that  $\mathbb{E}[G(X_k) | X_1] = \mathbf{0}$  for  $k \geq 2$ , thus we have  $\text{Cov}[G(X_1), G(X_k)] = \text{Cov}[G(X_k), G(X_1)] = \mathbf{0}$ . Then it holds

$$\begin{aligned} \Sigma_G &= \text{Var}(G(X_1)) + \sum_{i=1}^{\infty} \text{Cov}[G(X_1), G(X_k)] + \sum_{i=1}^{\infty} \text{Cov}[G(X_k), G(X_1)] \\ &= \text{Var}(G(X_1)) \\ &= \text{Var}(G_1(X_1)) + \text{Var}(G_2(X_1)), \end{aligned}$$

with the last equation due to the fact that  $\mathbb{E}[G_2(X_1) | X_1] = \mathbf{0}$ .

To see  $\text{Var}(G_2(X_1))$ , we have

$$\text{Var}(G_2(X_1)) = (\mathbf{I} - \gamma \mathbf{P}^\pi)^{-1} \text{Diag}_{s \in \mathcal{S}} \left( \sigma_\pi^2(s) / \boldsymbol{\mu}^\pi(s) \right) (\mathbf{I} - \gamma \mathbf{P}^\pi)^{-\top}.$$

For  $\text{Var}(G_2(X_1))$ , it holds

$$\begin{aligned} \text{Var}(G_2(X_1)) &= (\mathbf{I} - \gamma \mathbf{P}^\pi)^{-1} \text{Var} \left( -\frac{\gamma}{\boldsymbol{\mu}^\pi(s_i)} \begin{bmatrix} \mathbf{0} \\ \mathbb{P}(s^1 | s_i) \dots \mathbb{P}(s^{i+1} | s_i) - 1 \dots \mathbb{P}(s^K | s_i) \\ \mathbf{0} \end{bmatrix} \mathbf{V}^\pi \right) (\mathbf{I} - \gamma \mathbf{P}^\pi)^{-\top} \\ &= (\mathbf{I} - \gamma \mathbf{P}^\pi)^{-1} \mathbb{E}_{s_1 \sim \boldsymbol{\mu}} \left[ \frac{\gamma^2}{\boldsymbol{\mu}^\pi(s_i)^2} \text{Var}_{s_2 \sim \mathbf{p}(\cdot | s_1)} \left( \begin{bmatrix} \mathbf{0} \\ V^\pi(s_2) \\ \mathbf{0} \end{bmatrix} \right) \right] (\mathbf{I} - \gamma \mathbf{P}^\pi)^{-\top} \\ &= (\mathbf{I} - \gamma \mathbf{P}^\pi)^{-1} \text{Diag}_{s \in \mathcal{S}} \left( \|\gamma \mathbf{V}^\pi\|_{\Sigma_p(s)}^2 / \boldsymbol{\mu}^\pi(s) \right) (\mathbf{I} - \gamma \mathbf{P}^\pi)^{-\top}. \end{aligned}$$

Hence the final covariance matrix is given by

$$\Sigma_{\text{MB}} = (\mathbf{I} - \gamma \mathbf{P}^\pi)^{-1} \text{Diag}_{s \in \mathcal{S}} \left( \sigma_\pi^2(s) / \boldsymbol{\mu}^\pi(s) + \|\gamma \mathbf{V}^\pi\|_{\Sigma_p(s)}^2 / \boldsymbol{\mu}^\pi(s) \right) (\mathbf{I} - \gamma \mathbf{P}^\pi)^{-\top}.$$

### EC.2.3. Asymptotic Efficiency of TD: Proof of Theorem 2

The MDP system is controlled by parameters  $\boldsymbol{\theta} = (\mathbf{P}^\pi, \mathbf{r}^\pi)$ . Since we assume the initial distribution is  $\boldsymbol{\mu}^\pi$ , the observations  $(s_i, a_i, s_{i+1}, r_i)$  in  $\tau$  can be seen as i.i.d. By Constrained Cramer-Rao Bound, Lemma EC.2 shows for one single observation  $X = (s, a, s', r)$ , we have

$$\text{CCRB}(\mathbf{P}^\pi, \mathbf{r}^\pi) = \begin{bmatrix} \text{Diag}_{s \in \mathcal{S}} (\Sigma_p(s) / \boldsymbol{\mu}(s)) & \\ & \text{Diag}_{s \in \mathcal{S}} (\sigma_\pi^2(s) / \boldsymbol{\mu}(s)) \end{bmatrix}.$$

Also note that

$$\begin{aligned} \frac{\partial \mathbf{V}^\pi}{\partial P(i, j)} &= \frac{\partial (\mathbf{I} - \gamma \widehat{\mathbf{P}}^\pi)^{-1} \mathbf{r}^\pi}{\partial P(i, j)} \\ &= -\gamma (\mathbf{I} - \gamma \mathbf{P}^\pi)^{-1} \mathbf{E}_{i, j} \mathbf{V}^\pi. \end{aligned}$$

and

$$\begin{aligned} \frac{\partial \mathbf{V}^\pi}{\partial r(i)} &= (\mathbf{I} - \gamma \mathbf{P}^\pi)^{-1} \frac{\partial \mathbf{r}^\pi}{\partial r(i)} \\ &= (\mathbf{I} - \gamma \mathbf{P}^\pi)^{-1} \mathbf{e}_i. \end{aligned}$$

By Lemma EC.9, the Constrained Cramer-Rao Bound for  $\mathbf{V}^\pi$  is given by

$$\begin{aligned} \text{CCRB}(\mathbf{V}^\pi) &= \nabla \mathbf{V}^{\pi \top} \frac{1}{T} \text{CCRB}(\mathbf{P}^\pi, \mathbf{r}^\pi) \nabla \mathbf{V}^\pi \\ &= \frac{1}{T} (\mathbf{I} - \gamma \mathbf{P}^\pi)^{-1} \text{Diag}_{s \in \mathcal{S}} \left( \sigma_\pi^2(s) / \boldsymbol{\mu}(s) + \|\gamma \mathbf{V}^\pi\|_{\Sigma_p(s)}^2 / \boldsymbol{\mu}(s) \right) (\mathbf{I} - \gamma \mathbf{P}^\pi)^{-\top} \\ &= \frac{1}{T} \Sigma_{\text{MB}}. \end{aligned}$$

LEMMA EC.2. For any unbiased estimator of Transition Matrix  $\mathbf{P}$  and mean reward vector  $\mathbf{r}$ , it holds

$$\text{CCRB}(\mathbf{P}, \mathbf{r}) = \begin{bmatrix} \text{Diag}_{s \in \mathcal{S}}(\Sigma_p(s)/\boldsymbol{\mu}(s)) & \\ & \text{Diag}_{s \in \mathcal{S}}(\sigma^2(s)/\boldsymbol{\mu}(s)) \end{bmatrix}.$$

*Proof.* For the first row  $\mathbf{P}(1) = (P(1, i))_{i \in [n]}$  and reward  $\mathbf{r}(1)$ , it holds for observation  $X = (s_1 = 1, a_1, s_2 = s, r_1)$ ,

$$\begin{aligned} p(X) &= \mu(1)^{\mathbf{1}[s_1=1]} \prod_{i \in [n]} P(1, i)^{\mathbf{1}[s=i]} P(r(s_1, a_1) = r_1)^{\mathbf{1}[s_1=1]} \\ \log p(X) &= \mathbf{1}[s_1 = 1] \log \mu(1) + \sum_{i \in [n]} \mathbf{1}[s = i] \log P(1, i) \\ &\quad + \mathbf{1}[s_1 = 1] \log P(r(s_1, a_1) = r_1) \\ \frac{\partial \log p(X)}{\partial P(1, i)} &= \mathbf{1}[s = i] \frac{1}{P(1, i)} \\ \mathbf{I}(\mathbf{P}(1), \mathbf{r}(1)) &= -\mathbb{E}_X[\nabla^2 \log p(X)] \\ &= \mu(1) \begin{bmatrix} \text{Diag}(1/\mathbf{P}(1)) & \\ & 1/\sigma^2(s) \end{bmatrix}. \end{aligned}$$

The constraint for  $\mathbf{P}(1), \mathbf{r}(1)$  is  $f_1(\mathbf{P}(1), \mathbf{r}(1)) = \sum_{i \in [n]} P(1, i) - 1 = 0$ , then we have

$$\nabla f_1 = [1, 1, \dots, 1, 0].$$

Following Lemma EC.8, we construct

$$\mathbf{U}_1 = \begin{bmatrix} 1 & 1 & \dots & 1 \\ -1 & & & \\ & -1 & & \\ & & \ddots & \\ & & & -1 \\ & & & & 1 \end{bmatrix}.$$

It can be verified that

$$\text{CCRB}(\mathbf{P}(1), \mathbf{r}(1)) = \mathbf{U}_1 (\mathbf{U}_1^\top \mathbf{I}(\mathbf{P}(1)) \mathbf{U}_1)^{-1} \mathbf{U}_1^\top = \begin{bmatrix} \Sigma_p(1)/\boldsymbol{\mu}(1) & \\ & \sigma^2(s)/\boldsymbol{\mu}(1) \end{bmatrix}.$$

One fuhrer notice that

$$\mathbf{I}(\mathbf{P}, \mathbf{r}) = \text{Diag}(\mathbf{I}(\mathbf{P}(i), \mathbf{r}(i))), \quad \nabla f = \begin{bmatrix} \nabla f_1 & & & \\ & \nabla f_1 & & \\ & & \ddots & \\ & & & \nabla f_1 \end{bmatrix}, \quad \mathbf{U} = \begin{bmatrix} \mathbf{U}_1 & & & \\ & \mathbf{U}_1 & & \\ & & \ddots & \\ & & & \mathbf{U}_1 \end{bmatrix},$$

and the final Constrained Cramer-Rao Bound is

$$\text{CCRB}(\mathbf{P}, \mathbf{r}) = \begin{bmatrix} \text{Diag}_{s \in \mathcal{S}}(\Sigma_p(s)/\boldsymbol{\mu}(s)) & \\ & \text{Diag}_{s \in \mathcal{S}}(\sigma^2(s)/\boldsymbol{\mu}(s)) \end{bmatrix}.$$

□

### EC.3. Proofs of A/B Testing for MDPs

#### EC.3.1. Asymptotic Normality of A/B Testing: Proof of Theorem 3

For  $X_i = (s_i, a_i, s_{i+1}, r_i)$  and  $a \in \{t, c\}$ , define

$$K^a(X_i) := 2\mathbf{E}_{s_i, s_{i+1}} \mathbf{1}[a_i = a],$$

$$R^a(X_i) := 2e_{s_i} r_i \mathbf{1}[a_i = a].$$

And denote

$$\overline{K}_T^a := \frac{1}{T} \sum_{i=1}^T K^a(X_i),$$

$$\overline{R}_T^a := \frac{1}{T} \sum_{i=1}^T R^a(X_i).$$

We also have for  $a \in \{t, c\}$

$$\overline{K}_T^a \xrightarrow{a.s.} \mathbf{K}_{\mu_{1/2}} = \text{Diag}(\boldsymbol{\mu}_{1/2}) \mathbf{P}^a,$$

$$\overline{R}_T^a \xrightarrow{a.s.} \mathbf{r}_{\mu_{1/2}} = \text{Diag}(\boldsymbol{\mu}_{1/2}) \mathbf{r}^a.$$

For  $a \in \{t, c\}$ , define

$$G^a(X_i) := \underbrace{-2\mathbf{1}[a_i = a] \frac{\gamma}{\mu_{1/2}(s_i)} (\mathbf{I} - \gamma \mathbf{P}^a)^{-1} \begin{bmatrix} \mathbf{0} \\ P^a(s^1 | s_i) \dots P^a(s_{i+1} | s_i) - 1 \dots P^a(s^K | s_i) \\ \mathbf{0} \end{bmatrix}}_{G_1^a} \mathbf{V}^a$$

$$+ \underbrace{\frac{2\mathbf{1}[a_i = a]}{\mu_{1/2}(s_i)} (\mathbf{I} - \gamma \mathbf{P}^a)^{-1} \begin{bmatrix} \mathbf{0} \\ r_i - r(s_i, a) \\ \mathbf{0} \end{bmatrix}}_{G_2^a}.$$

Following the similar framework as argued in Appendix EC.2.2, one can verify that linearized part is

$$G(X_i) = G^t(X_i) - G^c(X_i).$$

Again, it can be verified again that  $\mathbb{E}[G(X_k) | X_1] = \mathbf{0}$  for  $k \geq 2$ , thus we have  $\text{Cov}[G(X_1), G(X_k)] = \text{Cov}[G(X_k), G(X_1)] = \mathbf{0}$ . Then it holds

$$\Sigma_G = \text{Var}(G(X_1)).$$

To see  $\text{Var}(G(X_1))$ , it holds

$$\begin{aligned} \text{Var}(G(X_1)) &= \text{Var}(G^t(X_1) - G^c(X_1)) \\ &= 2(\mathbf{I} - \gamma \mathbf{P}^t)^{-1} \text{Diag}_{s \in \mathcal{S}} \left( \sigma_t^2(s) / \mu_{1/2}(s) + \|\gamma \mathbf{V}^t\|_{\Sigma_{p^t}(s)}^2 / \mu_{1/2}(s) \right) (\mathbf{I} - \gamma \mathbf{P}^t)^{-\top} \\ &\quad + 2(\mathbf{I} - \gamma \mathbf{P}^c)^{-1} \text{Diag}_{s \in \mathcal{S}} \left( \sigma_c^2(s) / \mu_{1/2}(s) + \|\gamma \mathbf{V}^c\|_{\Sigma_{p^c}(s)}^2 / \mu_{1/2}(s) \right) (\mathbf{I} - \gamma \mathbf{P}^c)^{-\top}. \end{aligned}$$

Hence the final covariance matrix is given by

$$\sigma_{\text{AB}}^2(s^1) = \mathbf{e}_1^\top \Sigma_G \mathbf{e}_1 = 2 \sum_{s \in \mathcal{S}} \frac{\rho_{s^1}^t(s)^2}{\mu_{1/2}(s)} \left( \sigma_t^2(s) + \|\gamma \mathbf{V}^t\|_{\Sigma_{p^t(s)}}^2 \right) + 2 \sum_{s \in \mathcal{S}} \frac{\rho_{s^1}^c(s)^2}{\mu_{1/2}(s)} \left( \sigma_c^2(s) + \|\gamma \mathbf{V}^c\|_{\Sigma_{p^c(s)}}^2 \right).$$

### EC.3.2. Asymptotic Efficiency of A/B Testing: Proof of Theorem 4

The MDP system is controlled by parameters  $\boldsymbol{\theta} = (\mathbf{P}_0, \mathbf{P}_1, \mathbf{r}_0, \mathbf{r}_1)$ . Since we assume the initial distribution is  $\boldsymbol{\mu}_{1/2}$ , the observations  $(s_i, a_i, s_{i+1}, r_i)$  in  $\tau$  can be seen as i.i.d. A similar argument to Lemma EC.2 can show

$$\text{CCRB}(\boldsymbol{\theta}) = 2 \text{Diag}(\Sigma_{p^0}/\mu_{1/2}, \Sigma_{p^1}/\mu_{1/2}, \sigma_0^2/\mu_{1/2}, \sigma_1^2/\mu_{1/2}),$$

where  $\Sigma_{p^i}/\mu_{1/2} = [\Sigma_{p^i}(s^1)/\mu_{1/2}(s^1), \Sigma_{p^i}(s^2)/\mu_{1/2}(s^2), \dots, \Sigma_{p^i}(s^K)/\mu_{1/2}(s^K)]^\top$  and  $\sigma_0^2/\mu_{1/2} = [\sigma_0^2(s^1)/\mu_{1/2}(s^1), \sigma_0^2(s^2)/\mu_{1/2}(s^2), \dots, \sigma_0^2(s^K)/\mu_{1/2}(s^K)]^\top$  for  $i = 0, 1$ .

Also note that

$$\begin{aligned} \frac{\partial \Delta}{\partial P_0(i, j)} &= - \frac{\partial \mathbf{V}_0}{\partial P_0(i, j)} \\ &= - \frac{\partial (\mathbf{I} - \gamma \hat{\mathbf{P}}_0)^{-1} \mathbf{r}_0}{\partial P_0(i, j)} \\ &= \gamma (\mathbf{I} - \gamma \mathbf{P}_0)^{-1} \mathbf{E}_{i, j} \mathbf{V}_0. \end{aligned}$$

and

$$\begin{aligned} \frac{\partial \Delta}{\partial r(i)} &= - \frac{\partial \mathbf{V}_0}{\partial r_0(i)} \\ &= - (\mathbf{I} - \gamma \mathbf{P})^{-1} \frac{\partial \mathbf{r}_0}{\partial r_0(i)} \\ &= - (\mathbf{I} - \gamma \mathbf{P})^{-1} \mathbf{e}_i. \end{aligned}$$

And similar results hold for  $\frac{\partial \Delta}{\partial P_1(i, j)}$  and  $\frac{\partial \Delta}{\partial r_1(i)}$ . By Lemma EC.9, the Constrained Cramer-Rao Bound for  $\mathbf{V}$  is given by

$$\begin{aligned} \text{CCRB}(\Delta) &= \nabla \Delta^\top \frac{1}{T} \text{CCRB}(\boldsymbol{\theta}) \nabla \Delta \\ &= \frac{2}{T} (\mathbf{I} - \gamma \mathbf{P}^t)^{-1} \text{Diag}_{s \in \mathcal{S}} \left( \sigma_t^2(s)/\mu_{1/2}(s) + \|\gamma \mathbf{V}^t\|_{\Sigma_{p^t(s)}}^2 / \mu_{1/2}(s) \right) (\mathbf{I} - \gamma \mathbf{P}^t)^{-\top} \\ &\quad + \frac{2}{T} (\mathbf{I} - \gamma \mathbf{P}^c)^{-1} \text{Diag} \left( \sigma_c^2/\mu_{1/2}(s) + \|\gamma \mathbf{V}^c\|_{\Sigma_{p^c(s)}}^2 / \mu_{1/2}(s) \right) (\mathbf{I} - \gamma \mathbf{P}^c)^{-\top} \\ &= \frac{1}{T} \Sigma_{\text{AB}}. \end{aligned}$$

## EC.4. Proofs of Information Sharing

### EC.4.1. Asymptotic Normality of IS: Proof of Theorem 5

The asymptotic variance  $\Sigma_{\text{IS}}$  is given by

$$\begin{aligned} \Sigma_{\text{IS}} &= 2(\mathbf{I} - \gamma \mathbf{P}^t)^{-1} \begin{bmatrix} \frac{\sigma_t^2(s^1)}{\mu_{1/2}(s^1)} + \frac{\|\gamma \mathbf{V}^t\|_{\Sigma_{P^t}(s^1)}^2}{\mu_{1/2}(s^1)} \\ \mathbf{0} \end{bmatrix} (\mathbf{I} - \gamma \mathbf{P}^t)^{-\top} \\ &\quad + 2(\mathbf{I} - \gamma \mathbf{P}^c)^{-1} \begin{bmatrix} \frac{\sigma_c^2(s^1)}{\mu_{1/2}(s^1)} + \frac{\|\gamma \mathbf{V}^c\|_{\Sigma_{P^c}(s^1)}^2}{\mu_{1/2}(s^1)} \\ \mathbf{0} \end{bmatrix} (\mathbf{I} - \gamma \mathbf{P}^c)^{-\top} \\ &\quad + \sum_{s \neq s^1} \frac{1}{\mu_{1/2}(s)} \left( \gamma \boldsymbol{\rho}^t(s) \mathbf{V}^{t\top} - \gamma \boldsymbol{\rho}^c(s) \mathbf{V}^{c\top} \right) \Sigma_{P^c(s)} \left( \gamma \mathbf{V}^t \boldsymbol{\rho}^t(s)^\top - \gamma \mathbf{V}^c \boldsymbol{\rho}^c(s)^\top \right) \\ &\quad + \sum_{s \neq s^1} \frac{\sigma_c^2(s)}{\mu_{1/2}(s)} \left( \boldsymbol{\rho}^t(s) - \boldsymbol{\rho}^c(s) \right) \left( \boldsymbol{\rho}^t(s) - \boldsymbol{\rho}^c(s) \right)^\top, \end{aligned}$$

where  $\boldsymbol{\rho}^a(s) = [\rho_{s^1}^a(s), \rho_{s^2}^a(s), \dots, \rho_{s^K}^a(s)]^\top$  for any  $s \in \mathcal{S}$  and  $a \in \{\mathbf{t}, \mathbf{c}\}$ .

For  $X_i = (s_i, a_i, s_{i+1}, r_i)$  and  $a \in \{\mathbf{t}, \mathbf{c}\}$ , define

$$\begin{aligned} K^a(X_i) &:= \left( 2\mathbf{1}[a_i = a, s_i = x] + \mathbf{1}[s_i \neq s^1] \right) \mathbf{E}_{s_i, s_{i+1}}, \\ R^a(X_i) &:= \left( 2\mathbf{1}[a_i = a, s_i = x] + \mathbf{1}[s_i \neq s^1] \right) \mathbf{e}_{s_i} r_i. \end{aligned}$$

And denote

$$\begin{aligned} \overline{K}_T^a &:= \frac{1}{T} \sum_{i=1}^t K^a(X_i), \\ \overline{R}_T^a &:= \frac{1}{T} \sum_{i=1}^t R^a(X_i). \end{aligned}$$

We also have for  $a \in \{\mathbf{t}, \mathbf{c}\}$

$$\begin{aligned} \overline{K}_T^a &\xrightarrow{a.s.} \mathbf{K}_{\boldsymbol{\mu}_{1/2}} = \text{Diag}(\boldsymbol{\mu}_{1/2}) \mathbf{P}^a, \\ \overline{R}_T^a &\xrightarrow{a.s.} \mathbf{r}_\mu = \text{Diag}(\boldsymbol{\mu}_{1/2}) \mathbf{r}^a. \end{aligned}$$

For  $a \in \{\mathbf{t}, \mathbf{c}\}$ , define

$$\begin{aligned} G^a(X_i) &:= - \underbrace{\left( 2\mathbf{1}[a_i = a, s_i = x] + \mathbf{1}[s_i \neq s^1] \right) \frac{\gamma}{\mu_{1/2}(s_i)} (\mathbf{I} - \gamma \mathbf{P}^a)^{-1} \begin{bmatrix} \mathbf{0} \\ \sum_s P^a(s | s_i) V^a(s) - V^a(s_{i+1}) \\ \mathbf{0} \end{bmatrix}}_{G_1^a} \\ &\quad + \underbrace{\frac{2\mathbf{1}[a_i = a, s_i = s^1] + \mathbf{1}[s_i \neq s^1]}{\mu_{1/2}(s_i)} (\mathbf{I} - \gamma \mathbf{P}^a)^{-1} \begin{bmatrix} \mathbf{0} \\ r_i - r(s_i) \\ \mathbf{0} \end{bmatrix}}_{G_2^a}. \end{aligned}$$

Following similar argument of on-policy sampling algorithms in Appendix EC.2.2, one can verify that linearized part is

$$G(X_i) = G^t(X_i) - G^c(X_i).$$

It can be verified again that  $\mathbb{E}[G(X_k) | X_1] = \mathbf{0}$  for  $k \geq 2$ , thus we have  $\text{Cov}[G(X_1), G(X_k)] = \text{Cov}[G(X_k), G(X_1)] = \mathbf{0}$ . Then it holds

$$\Sigma_G = \text{Var}(G(X_1)).$$

To see  $\text{Var}(G(X_1))$ , it holds

$$\begin{aligned} \text{Var}(G(X_1)) &= \text{Var}(G^t(X_1) - G^c(X_1)) \\ &= 2 \frac{\sigma_t^2(s^1) + \|\gamma \mathbf{V}^t\|_{\Sigma_{p^t(s^1)}}^2}{\mu_{1/2}(s^1)} \boldsymbol{\rho}^t(s^1) \boldsymbol{\rho}^t(s^1)^\top \\ &\quad + 2 \frac{\sigma_c^2(s^1) + \|\gamma \mathbf{V}^c\|_{\Sigma_{p^c(s^1)}}^2}{\mu_{1/2}(s^1)} \boldsymbol{\rho}^c(s^1) \boldsymbol{\rho}^c(s^1)^\top \\ &\quad + \sum_{s \neq s^1} \frac{1}{\mu_{1/2}(s)} \left( \gamma \boldsymbol{\rho}^t(s) \mathbf{V}^{t^\top} - \gamma \boldsymbol{\rho}^c(s) \mathbf{V}^{c^\top} \right) \Sigma_{p^c(s)} \left( \gamma \mathbf{V}^t \boldsymbol{\rho}^t(s)^\top - \gamma \mathbf{V}^c \boldsymbol{\rho}^c(s)^\top \right) \\ &\quad + \sum_{s \neq s^1} \frac{\sigma_c^2(s)}{\mu_{1/2}(s)} \left( \boldsymbol{\rho}^t(s) - \boldsymbol{\rho}^c(s) \right) \left( \boldsymbol{\rho}^t(s) - \boldsymbol{\rho}^c(s) \right)^\top, \end{aligned}$$

where  $\boldsymbol{\rho}^a(s) = [\rho_{s^1}^a(s), \rho_{s^2}^a(s), \dots, \rho_{s_n}^a(s)]^\top$  for any  $s \in \mathcal{S}$  and  $a \in \{t, c\}$ .

Hence the final covariance matrix is given by

$$\begin{aligned} \sigma_{\text{IS}}^2 &= \mathbf{e}_1^\top \Sigma_G \mathbf{e}_1 \\ &= 2 \left( \frac{\rho_{s^1}^t(s^1)^2}{\mu_{1/2}(s^1)} \left( \sigma_t^2(s^1) + \|\gamma \mathbf{V}^t\|_{\Sigma_{p^t(s^1)}}^2 \right) + \frac{\rho_{s^1}^c(s^1)^2}{\mu_{1/2}(s^1)} \left( \sigma_c^2(s^1) + \|\gamma \mathbf{V}^c\|_{\Sigma_{p^c(s^1)}}^2 \right) \right) \\ &\quad + \sum_{s \neq s^1} \frac{1}{\mu_{1/2}(s)} \left( (\rho_{s^1}^t(s) - \rho_{s^1}^c(s))^2 \sigma_c^2(s) + \|\gamma \rho_{s^1}^t(s) \mathbf{V}^t - \gamma \rho_{s^1}^c(s) \mathbf{V}^c\|_{\Sigma_{p^c(s)}}^2 \right). \end{aligned}$$

#### EC.4.2. Variance Comparison: Proof of Theorem 6

The first equation  $\Sigma_{\text{IS}}^{\text{het}} = \Sigma_{\text{AB}}^{\text{het}}$  is straightforward. For the second inequality, we have for any  $s \in \mathcal{S} \setminus s^1$ ,

$$\|\gamma \rho_{s^1}^t(s) \mathbf{V}^t - \gamma \rho_{s^1}^c(s) \mathbf{V}^c\|_{\Sigma_{p^c(s)}}^2 \leq 2 \|\gamma \rho_{s^1}^t(s) \mathbf{V}^t\|_{\Sigma_{p^c(s)}}^2 + 2 \|\gamma \rho_{s^1}^c(s) \mathbf{V}^c\|_{\Sigma_{p^c(s)}}^2,$$

since  $\Sigma_{p^c(s)}$  is positive semi-definite. And

$$(\rho_{s^1}^t(s) - \rho_{s^1}^c(s))^2 < 2\rho_{s^1}^t(s)^2 + 2\rho_{s^1}^c(s)^2,$$

since  $\rho_{s^1}^t(s), \rho_{s^1}^c(s) > 0$  for ergodic chains. Finally, under SST we have  $\Sigma_{p^t}(s) = \Sigma_{p^c}(s)$  and  $\sigma_t^2(s) = \sigma_c^2(s)$ , giving the result.

For the equality to hold, it's easy to see one necessary condition is that all reward of state  $s \in \mathcal{S} \setminus s^1$  are fixed, i.e.  $\sigma_c^2(s) = 0$  for all  $s \neq s^1$ .

On the other hand, for  $\|\gamma\rho_{s^1}^t(s)\mathbf{V}^t + \gamma\rho_{s^1}^c(s)\mathbf{V}^c\|_{\Sigma_{p^c}(s)}^2 = 0$  to hold, we have for all  $s \neq s^1$ , there exists some constant  $\alpha_s \in \mathbb{R}$  such that  $\rho_{s^1}^t(s)\mathbf{V}^t + \rho_{s^1}^c(s)\mathbf{V}^c = \alpha_s\mathbf{1}$ , where  $\mathbf{1}$  is the all-ones vector. We can write this constraint as

$$(\mathbf{V}^t, \mathbf{V}^c) \begin{pmatrix} \rho_{s^1}^t(s^{2:K}) \\ \rho_{s^1}^c(s^{2:K}) \end{pmatrix} = \mathbf{1} \cdot (\alpha_2, \alpha_3, \dots, \alpha_K). \quad (\text{EC.1})$$

where  $\rho_{s^1}^a(s^{2:K}) := [\rho_{s^1}^a(s^2), \rho_{s^1}^a(s^3), \dots, \rho_{s^1}^a(s^K)]$  for  $a \in \{t, c\}$ .

A trivial case is  $\mathbf{V}^t = \mathbf{V}^c = \mathbf{0}$ , which corresponds to the trivial MDP with all reward zeros. When MDP is non-trivial, by Sylvester's rank inequality, we derive a necessary condition for Eq. (EC.1) to hold: either  $\text{rank}(\mathbf{V}^t, \mathbf{V}^c) = 1$  or  $\text{rank}(\rho_{s^1}^t(s^{2:K})^\top, \rho_{s^1}^c(s^{2:K})^\top) = 1$ . The second one implies the linear dependence of  $\rho$ .

We are then interested in the case where the second condition is not satisfied, which implies  $\text{rank}(\mathbf{V}^t, \mathbf{V}^c) = 1$ . That is, there exists some constant  $\beta \neq 0$  such that  $\mathbf{V}^t = \beta\mathbf{V}^c$ . Recall  $\rho_{s^1}^t(s)\mathbf{V}^t + \rho_{s^1}^c(s)\mathbf{V}^c = (\rho_{s^1}^t(s)\beta + \rho_{s^1}^c(s))\mathbf{V}^c = \alpha_s\mathbf{1}$ . Then it implies  $\mathbf{V}^c = \phi\mathbf{1}$  for some  $\phi \neq 0$ . Since in this case  $\mathbf{V}^t$  and  $\mathbf{V}^c$  are linear dependent, we have  $\Delta = \phi'\mathbf{1}$ . This will contradict the Monotonicity Theorem 13 unless  $\phi' = 0$ , that effectively corresponds to the A/A testing case. And in A/A testing, we have  $\rho_{s^1}^t(s^{2:K}) = \rho_{s^1}^c(s^{2:K})$ , which contradicts the condition that the second condition does not hold.

In conclusion, the necessary condition is given by the linear dependence of  $\rho$ .

#### EC.4.3. Asymptotic Efficiency of Information-Sharing: Proof of Theorem 7

We denote  $s_{i:j} := (s_i, s_{i+1}, \dots, s_j)$ . The MDP system is controlled by parameters  $\theta = (\mathbf{P}_1(s^1), \mathbf{P}_0, r(s^1, 1), \mathbf{r}_0)$ . Since we assume the initial distribution is  $\mu_{1/2}$ , the observations  $(s_i, a_i, s_{i+1}, r_i)$  in  $\tau$  can be seen as i.i.d. A similar argument to Lemma EC.2 can show

$$\begin{aligned} \text{CCRB}(\theta) &= \text{Diag}(2\Sigma_{p_0}(s^1)/\mu_{1/2}(s^1), 2\Sigma_{p_1}(s^1)/\mu_{1/2}(s^1), \Sigma_{p_1}(s_{2:n})/\mu_{1/2}(s_{2:n}), \\ &\quad 2\sigma_t^2(s^1)/\mu_{1/2}(s^1), 2\sigma_c^2(s^1)/\mu_{1/2}(s^1), \sigma_c^2(s_{2:n})/\mu_{1/2}(s_{2:n})). \end{aligned}$$

Also note that for state  $s^1$ ,

$$\begin{aligned} \frac{\partial \Delta}{\partial P_0(1, j)} &= -\frac{\partial \mathbf{V}_0}{\partial P_0(1, j)} \\ &= -\frac{\partial (\mathbf{I} - \gamma \hat{\mathbf{P}}_0)^{-1} \mathbf{r}_0}{\partial P_0(1, j)} \\ &= \gamma (\mathbf{I} - \gamma \mathbf{P}_0)^{-1} \mathbf{E}_{1,j} \mathbf{V}_0. \end{aligned}$$



And similar results hold for  $\frac{\partial \Delta}{\partial P_1(1,j)}$ .

For state  $s \neq s^1$ ,

$$\begin{aligned} \frac{\partial \Delta}{\partial P(s,j)} &= \frac{\partial \mathbf{V}_1}{\partial P(s,j)} - \frac{\partial \mathbf{V}_0}{\partial P(s,j)} \\ &= \frac{\partial (\mathbf{I} - \gamma \widehat{\mathbf{P}}_1)^{-1} \mathbf{r}_1}{\partial P_1(s,j)} - \frac{\partial (\mathbf{I} - \gamma \widehat{\mathbf{P}}_0)^{-1} \mathbf{r}_0}{\partial P_0(s,j)} \\ &= -\gamma (\mathbf{I} - \gamma \mathbf{P}_1)^{-1} \mathbf{E}_{s,j} \mathbf{V}_1 + \gamma (\mathbf{I} - \gamma \mathbf{P}_0)^{-1} \mathbf{E}_{s,j} \mathbf{V}_0. \end{aligned}$$

One can also calculate the gradient for the reward part.

By Lemma EC.9, the Constrained Cramer-Rao Bound for  $\mathbf{V}$  is given by

$$\begin{aligned} \text{CCRB}(\Delta) &= \nabla \Delta^\top \text{CCRB}(\theta) \nabla \Delta \\ &= 2 \frac{\sigma_t^2(s^1) + \|\gamma \mathbf{V}^t\|_{\Sigma_{p^t(s^1)}}^2}{\mu_{1/2}(s^1)} \boldsymbol{\rho}^t(s^1) \boldsymbol{\rho}^t(s^1)^\top + 2 \frac{\sigma_c^2(s^1) + \|\gamma \mathbf{V}^c\|_{\Sigma_{p^c(s^1)}}^2}{\mu_{1/2}(s^1)} \boldsymbol{\rho}^c(s^1) \boldsymbol{\rho}^c(s^1)^\top \\ &\quad + \sum_{s \neq s^1} \frac{1}{\mu_{1/2}(s)} \left( \gamma \boldsymbol{\rho}^t(s) \mathbf{V}^{t^\top} - \gamma \boldsymbol{\rho}^c(s) \mathbf{V}^{c^\top} \right) \Sigma_{p^c(s)} \left( \gamma \mathbf{V}^t \boldsymbol{\rho}^t(s)^\top - \gamma \mathbf{V}^c \boldsymbol{\rho}^c(s)^\top \right) \\ &\quad + \sum_{s \neq s^1} \frac{\sigma_c^2(s)}{\mu_{1/2}(s)} \left( \boldsymbol{\rho}^t(s) - \boldsymbol{\rho}^c(s) \right) \left( \boldsymbol{\rho}^t(s) - \boldsymbol{\rho}^c(s) \right)^\top \\ &= \Sigma_{\text{IS}}. \end{aligned}$$

### EC.4.3.1. Extension to multiple test arms

**THEOREM EC.1 (Asymptotic Efficiency of Information-Sharing with  $n$  Test Arms).**

Assume the treatment is SST with  $n$  test arms. If running mixed policy  $\pi^{1/n}$  with initial distribution  $\mu_{1/n}$ , for any unbiased estimator of ATE  $\Delta_{i,j}$  for any two test arms  $(\pi^i, \pi^j)$  with covariance matrix  $\Sigma$ , it holds,  $\Sigma_{\text{ISn}}(i,j) \preceq T\Sigma$ .

The proof follows the same manner of the previous section.

## EC.5. Proofs of Perfect Information

### EC.5.1. Asymptotic Normality: Proofs of Theorem 9

For  $X_i = (s_i, a_i, s_{i+1}, r_i)$ , define

$$Z(X_i) := \mathbf{1}[s_i = s^1] \mathbf{e}_{s_{i+1}},$$

$$R(X_i) := \mathbf{1}[s_i = s^1] r_i,$$

and denote  $Y(X_i) := [Z(X_i), R(X_i)]^\top$ .

We have the following CLT

$$\sqrt{T} \left( \bar{Y}_T - \begin{bmatrix} P(s^1 | s^1) \\ P(s^2 | s^1) \\ \vdots \\ P(s^K | s^1) \\ r(s^1, \mathbf{t}) \end{bmatrix} \right) \xrightarrow{d} \mathcal{N}(\mathbf{0}, \frac{1}{\mu^t(s^1)} \Sigma_Y),$$

where the covariance matrix is given by

$$\Sigma_Y = \begin{bmatrix} \text{Diag}(\mathbf{p}_{s^1}) - \mathbf{p}_{s^1}\mathbf{p}_{s^1}^\top & 0 \\ 0 & \sigma_t^2(s^1) \end{bmatrix} = \begin{bmatrix} \Sigma_p(s^1) & 0 \\ 0 & \sigma_t^2(s^1) \end{bmatrix},$$

with  $\mathbf{p}_{s^1} = [P(s^1 | s^1), P(s^2 | s^1), \dots, P(s^K | s^1)]^\top$  and  $\sigma_t^2(s^1)$  the variance of reward.

To apply the Delta Method, let

$$g(\bar{Y}_T) = \mathbf{e}_1^\top \left( \mathbf{I} - \gamma \begin{bmatrix} \bar{Z}_T^\top \\ P^c(\mathcal{S} \setminus s^1) \end{bmatrix} \right)^{-1} \begin{bmatrix} \bar{R}_T \\ r^c(\mathcal{S} \setminus s^1) \end{bmatrix}.$$

Taking the gradient gives

$$\nabla g(\bar{Y})^\top = \left[ \mathbf{e}_1^\top \frac{\partial(\mathbf{I} - \gamma \hat{\mathbf{P}}^t)^{-1}}{\partial P(1)} \mathbf{r}^t, \quad \rho_{s^1}^t(s^1) \right]^\top.$$

One can verify that

$$\begin{aligned} \mathbf{e}_1^\top \frac{\partial(\mathbf{I} - \gamma \hat{\mathbf{P}}^t)^{-1}}{\partial P(1, i)} \mathbf{r}^t &= \gamma \mathbf{e}_1^\top (\mathbf{I} - \gamma \mathbf{P}^t)^{-1} \mathbf{E}_{1i} (\mathbf{I} - \gamma \mathbf{P}^t)^{-1} \mathbf{r}^t \\ &= \gamma \rho_{s^1}^t(s^1) \mathbf{V}^t(i). \end{aligned}$$

Then the final variance is given by

$$\sigma^2 = \frac{\rho_{s^1}^t(s^1)^2}{\mu^t(s^1)} \left( \|\gamma \mathbf{V}^t\|_{\Sigma_p(s^1)}^2 + \sigma_t^2(s^1) \right).$$

**EC.5.1.1. PI with Multiple Test Arms** The variance of PIn is given by

$$\begin{aligned} \sigma_{\text{PIn},(i,j)}^2(s^1) &= \mathbf{1}[i \neq 1](n-1) \frac{\rho_{s^1}^i(s^1)^2}{\mu_{1/(n-1)}(s^1)} \left( \sigma_i^2(s^1) + \|\gamma \mathbf{V}^i\|_{\Sigma_{p^i}(s^1)}^2 \right) \\ &\quad + \mathbf{1}[j \neq 1](n-1) \frac{\rho_{s^1}^j(s^1)^2}{\mu_{1/(n-1)}(s^1)} \left( \sigma_j^2(s^1) + \|\gamma \mathbf{V}^j\|_{\Sigma_{p^j}(s^1)}^2 \right). \end{aligned}$$

**EC.5.2. Asymptotic Relative Efficiency: Proof of Theorem 10**

Recall

$$\Sigma_{\text{AB}}^{\text{het}} = 2 \left( \frac{\rho_{s^1}^t(s^1)^2}{\mu_{1/2}(s^1)} \|\gamma \mathbf{V}^t\|_{\Sigma_{p^t}(s^1)}^2 + \frac{\rho_{s^1}^c(s^1)^2}{\mu_{1/2}(s^1)} \|\gamma \mathbf{V}^c\|_{\Sigma_{p^c}(s^1)}^2 \right),$$

and

$$\Sigma_{\text{PI}}^{\text{het}} = \frac{\rho_{s^1}^t(s^1)^2}{\mu_1(s^1)} \|\gamma \mathbf{V}^t\|_{\Sigma_{p^t}(s^1)}^2.$$

By Lemma EC.6, it holds

$$\begin{aligned} \mu_1^\top &= \mu_{1/2}^\top + \mu_1^\top (\mathbf{P}_1 - \mathbf{P}_{1/2}) (\mathbf{I} - \mathbf{P}_{1/2})^\sharp \\ &= \mu_{1/2}^\top + \mu_1^\top \begin{bmatrix} \boldsymbol{\delta}(s^1)^\top \\ \mathbf{0} \end{bmatrix} (\mathbf{I} - \mathbf{P}_{1/2})^\sharp \\ &= \mu_{1/2}^\top + \mu_1(s^1) \boldsymbol{\delta}(s^1)^\top (\mathbf{I} - \mathbf{P}_{1/2})^\sharp, \end{aligned}$$

where  $\boldsymbol{\delta}(s^1) = [P^1(s|s^1) - P^{1/2}(s|s^1)]_{s \in \mathcal{S}}^\top$  and note that the treatment only happens on state  $s^1$ .

Multiply by  $\mathbf{e}_1$  to both sides,

$$\mu_{1/2}(s^1) = \mu_1(s^1) (1 - \boldsymbol{\delta}(s^1)^\top (\mathbf{I} - \mathbf{P}_{1/2})^\# \mathbf{e}_1). \quad (\text{EC.2})$$

By Lemma EC.7, it holds

$$\mu_{1/2}(s^1) < \mu_1(s^1)(1 + \delta L).$$

And this implies  $\Sigma_{\text{PI}}^{\text{het}} < \frac{1+\delta L}{2} \Sigma_{\text{AB}}^{\text{het}}$ .

Similarly, one can derive

$$\mu_{1/2}(s^1) = \mu_0(s^1) (1 + \boldsymbol{\delta}(s^1)^\top (\mathbf{I} - \mathbf{P}_{1/2})^\# \mathbf{e}_1).$$

Subtract with equation EC.2 and obtain

$$\boldsymbol{\delta}(s^1)^\top (\mathbf{I} - \mathbf{P}_{1/2})^\# \mathbf{e}_1 = \frac{\mu_1(s^1) - \mu_0(s^1)}{\mu_1(s^1) + \mu_0(s^1)} \in (-1, 1).$$

This indicates  $\mu_{1/2}(s^1) < 2\mu_1(s^1)$  and  $\Sigma_{\text{PI}}^{\text{het}} < \Sigma_{\text{AB}}^{\text{het}}$ .

When there are  $n$  arms, one can verify

$$\begin{aligned} \mu_{1/n}(s^1) &= \mu_{1/(n-1)}(s^1) \left( 1 + \frac{1}{n-1} \boldsymbol{\delta}^\top (\mathbf{I} - \mathbf{P}_{1/n})^\# \mathbf{e}_1 \right) \\ \mu_{1/n}(s^1) &= \mu_1(s^1) (1 - \boldsymbol{\delta}^\top (\mathbf{I} - \mathbf{P}_{1/n})^\# \mathbf{e}_1), \end{aligned}$$

where  $\boldsymbol{\delta} = \frac{1}{n} \sum_{i=2}^n \mathbf{p}^1 - \mathbf{p}^i$  and

$$\boldsymbol{\delta}^\top (\mathbf{I} - \mathbf{P}_{1/n})^\# \mathbf{e}_1 = \frac{\mu_1(s^1) - \mu_{1/(n-1)}(s^1)}{\mu_1(s^1) + 1/(n-1)\mu_{1/(n-1)}(s^1)} < 1,$$

finishing the proof.

## EC.6. Generalization to Local Treatment

For clarity, we denote  $\mathcal{S}^c := \mathcal{S} \setminus \mathcal{S}^t$ .

**THEOREM EC.2 (Asymptotic Normality of A/B Testing with Local Treatment).**

Assuming the Markov Chain induced by policy  $\pi^t, \pi^{1/2}$  are both uniformly ergodic, with Local Treatment on state  $\mathcal{S}^t \subseteq \mathcal{S}$ , it holds as  $T \rightarrow \infty$ , for both  $\Gamma \in \{\text{AB}, \text{IS}, \text{PI}\}$  and any state  $s \in \mathcal{S}$ ,

$$\sqrt{T} \left( \widehat{\Delta}^\Gamma(s) - \Delta(s) \right) \xrightarrow{d} \mathcal{N}(0, \sigma_\Gamma^2(s)),$$

where

$$\begin{aligned} \sigma_{\text{AB}}^2(s) &= 2 \underbrace{\sum_{s' \in \mathcal{S}^t} \frac{\rho_s^t(s')^2}{\mu_{1/2}(s')} \left( \sigma_t^2(s') + \|\gamma \mathbf{V}^t\|_{\Sigma_{p^t}(s')}^2 \right) + 2 \sum_{s' \in \mathcal{S}^c} \frac{\rho_s^c(s')^2}{\mu_{1/2}(s')} \left( \sigma_c^2(s') + \|\gamma \mathbf{V}^c\|_{\Sigma_{p^c}(s')}^2 \right)}_{\Sigma_{\text{AB}}^{\text{het}}} \\ &\quad + 2 \underbrace{\sum_{s' \in \mathcal{S}^c} \frac{\rho_s^t(s')^2}{\mu_{1/2}(s')} \left( \sigma_t^2(s') + \|\gamma \mathbf{V}^t\|_{\Sigma_{p^t}(s')}^2 \right) + 2 \sum_{s' \in \mathcal{S}^t} \frac{\rho_s^c(s')^2}{\mu_{1/2}(s')} \left( \sigma_c^2(s') + \|\gamma \mathbf{V}^c\|_{\Sigma_{p^c}(s')}^2 \right)}_{\Sigma_{\text{AB}}^{\text{hom}}}, \end{aligned}$$

and

$$\begin{aligned} \sigma_{\text{IS}}^2(s) = & \underbrace{2 \sum_{s' \in \mathcal{S}^t} \frac{\rho_s^t(s')^2}{\mu_{1/2}(s')} \left( \sigma_t^2(s') + \|\gamma \mathbf{V}^t\|_{\Sigma_{p^t}(s')}^2 \right) + 2 \sum_{s' \in \mathcal{S}^c} \frac{\rho_s^c(s')^2}{\mu_{1/2}(s')} \left( \sigma_c^2(s') + \|\gamma \mathbf{V}^c\|_{\Sigma_{p^c}(s')}^2 \right)}_{\Sigma_{\text{IS}}^{\text{het}}} \\ & + \underbrace{\sum_{s' \in \mathcal{S}^c} \frac{1}{\mu_{1/2}(s')} \left( (\rho_s^t(s') - \rho_s^c(s'))^2 \sigma_c^2(s') + \|\gamma \rho_s^t(s') \mathbf{V}^t - \gamma \rho_s^c(s') \mathbf{V}^c\|_{\Sigma_{p^c}(s')}^2 \right)}_{\Sigma_{\text{IS}}^{\text{hom}}}. \end{aligned}$$

and

$$\sigma_{\text{PI}}^2(s) = \underbrace{\sum_{s' \in \mathcal{S}^t} \frac{\rho_s^t(s')^2}{\mu^t(s')} \left( \sigma_t^2(s') + \|\gamma \mathbf{V}^t\|_{\Sigma_{p^t}(s')}^2 \right)}_{\Sigma_{\text{PI}}^{\text{het}}}.$$

The proof can be easily adapted from the proof of Theorem 3, 5 and 9.

### EC.6.1. Local Treatment with Multiple Test Arms

We first define the model for local treatment with  $n$  test arms, which can be extended from the model of SST with  $n$  test arms in Section 5.3. In particular, there exists a pre-determined crucial subset  $\mathcal{S}^t \subseteq \mathcal{S}$ . For each treatment policy  $\pi^i \in \Pi := \{\pi^j\}_{j \in [n]}$ ,  $\pi^i(s) \equiv t^i$  for all  $s \in \mathcal{S}^t$  and  $\pi^i(s) \equiv t^1$  for all  $s \in \mathcal{S} \setminus \mathcal{S}^t$ . Additionally, each local treatment policy is associated with its own transition matrix  $\mathbf{P}^{t^i}$  and mean reward  $\mathbf{r}^{t^i}$ .

The objective is still to infer the ATE between any pair of policies  $(\pi^i, \pi^j)$ , i.e.  $\Delta_{i,j} = \mathbf{V}^i - \mathbf{V}^j$ . We apply similar ideas of A/B testing, IS and PI and obtain the following generalization of Corollary 2,

**COROLLARY EC.1.** *Assuming the Markov Chain induced by the mixed policy  $\pi^{1/(n-1)}, \pi^{1/n}$  are both uniformly ergodic, with Local Treatment on state  $\mathcal{S}^t \subseteq \mathcal{S}$ , it holds as  $T \rightarrow \infty$ , for  $\Gamma \in \{\text{ABn}, \text{ISn}, \text{PIIn}\}$  and any  $s \in \mathcal{S}$ ,*

$$\sqrt{T} \left( \widehat{\Delta}_{i,j}^\Gamma(s) - \Delta_{i,j}(s) \right) \xrightarrow{d} \mathcal{N}(0, \sigma_{\Gamma, (i,j)}^2(s)),$$

where

$$\begin{aligned} \sigma_{\text{ABn}, (i,j)}^2(s) = & \underbrace{n \sum_{s' \in \mathcal{S}^t} \frac{\rho_s^i(s')^2}{\mu_{1/n}(s')} \left( \sigma_i^2(s') + \|\gamma \mathbf{V}^i\|_{\Sigma_{p^i}(s')}^2 \right) + \sum_{s' \in \mathcal{S}^c} \frac{\rho_s^j(s')^2}{\mu_{1/n}(s')} \left( \sigma_j^2(s') + \|\gamma \mathbf{V}^j\|_{\Sigma_{p^j}(s')}^2 \right)}_{\Sigma_{\text{ABn}}^{\text{het}}(i,j)} \\ & + \underbrace{n \sum_{s' \in \mathcal{S}^c} \frac{\rho_s^i(s')^2}{\mu_{1/n}(s')} \left( \sigma_i^2(s') + \|\gamma \mathbf{V}^i\|_{\Sigma_{p^i}(s')}^2 \right) + n \sum_{s' \in \mathcal{S}^c} \frac{\rho_s^j(s')^2}{\mu_{1/n}(s')} \left( \sigma_j^2(s') + \|\gamma \mathbf{V}^j\|_{\Sigma_{p^j}(s')}^2 \right)}_{\Sigma_{\text{ABn}}^{\text{hom}}(i,j)}, \end{aligned}$$

and

$$\begin{aligned} \sigma_{\text{ISn},(i,j)}^2(s) &= n \underbrace{\sum_{s' \in \mathcal{S}^t} \frac{\rho_s^i(s')^2}{\mu_{1/n}(s')} \left( \sigma_i^2(s') + \|\gamma \mathbf{V}^i\|_{\Sigma_{p^i}(s')}^2 \right) + \sum_{s' \in \mathcal{S}^t} \frac{\rho_s^j(s')^2}{\mu_{1/n}(s')} \left( \sigma_j^2(s') + \|\gamma \mathbf{V}^j\|_{\Sigma_{p^j}(s')}^2 \right)}_{\Sigma_{\text{ISn}}^{\text{het}}(i,j)} \\ &\quad + \underbrace{\sum_{s' \in \mathcal{S}^t} \frac{1}{\mu_{1/n}(s')} \left( (\rho_s^i(s') - \rho_s^j(s'))^2 \sigma_1^2(s') + \|\gamma \rho_s^i(s') \mathbf{V}^i - \gamma \rho_s^j(s') \mathbf{V}^j\|_{\Sigma_{p^1}(s')}^2 \right)}_{\Sigma_{\text{ISn}}^{\text{hom}}(i,j)}. \end{aligned}$$

and

$$\begin{aligned} \sigma_{\text{PIIn},(i,j)}^2(s) &= \mathbf{1}[i \neq 1](n-1) \sum_{s' \in \mathcal{S}^t} \frac{\rho_s^i(s')^2}{\mu_{1/(n-1)}(s')} \left( \sigma_i^2(s') + \|\gamma \mathbf{V}^i\|_{\Sigma_{p^i}(s')}^2 \right) \\ &\quad + \mathbf{1}[j \neq 1](n-1) \sum_{s' \in \mathcal{S}^t} \frac{\rho_s^j(s')^2}{\mu_{1/(n-1)}(s')} \left( \sigma_j^2(s') + \|\gamma \mathbf{V}^j\|_{\Sigma_{p^j}(s')}^2 \right) \\ &=: \Sigma_{\text{PIIn}}^{\text{het}}(i,j) \end{aligned}$$

Similarly, we can derive the following generalization of Theorem 8,

**COROLLARY EC.2.** *Consider local treatment of  $\mathcal{S}^t \subseteq \mathcal{S}$  with  $n$  test arms  $\{\pi^i\}_{i \in [n]}$ , it holds for any pair of test arms  $(\pi^i, \pi^j)$ ,*

$$\Sigma_{\text{IS}}^{\text{het}} = \Sigma_{\text{AB}}^{\text{het}} \quad \text{and} \quad \Sigma_{\text{PI}}^{\text{hom}} = 0 \leq \Sigma_{\text{IS}}^{\text{hom}} \leq \frac{2}{n} \Sigma_{\text{AB}}^{\text{hom}}.$$

This corollary justifies that the linear variance reduction of IS with the number of test arms keeps to take effect for local treatments.

## EC.7. Proofs of the Monotonicity of SST

### EC.7.1. Proof 1: a Pure Algebraic Proof

For  $s \neq s^1$ , we have

$$\begin{aligned} \Delta(s) &= V^t(s) - V^c(s) \\ &= r(s, c) + \gamma \sum_{s' \in \mathcal{S}} \mathbf{P}^c(s'|s, c) V^t(s') - r(s, c) - \gamma \sum_{s' \in \mathcal{S}} \mathbf{P}^c(s'|s, c) V^c(s') \\ &= \gamma \sum_{s' \in \mathcal{S}} \mathbf{P}^c(s'|s, c) (V^t(s') - V^c(s')). \end{aligned} \tag{EC.3}$$

Denote  $S' = \mathcal{S} \setminus s^1$ ,  $\mathbf{\Delta} = (\Delta(s^1), \Delta(S'))^\top$  and  $\mathbf{P}^c = \begin{pmatrix} \mathbf{P}^c(s^1) \\ \mathbf{P}^c(S') \end{pmatrix}$ . Then following Eq. (EC.3), we have

$$\mathbf{\Delta} = \begin{pmatrix} \mathbf{e}_1^\top \\ \gamma \mathbf{P}^c(S') \end{pmatrix} \mathbf{\Delta}. \tag{EC.4}$$

Further denote  $\mathcal{G} = \begin{pmatrix} \mathbf{e}_1^\top \\ \gamma \mathbf{P}^c(S') \end{pmatrix}$ , and Eq. (EC.4) indicates that  $\mathcal{G}$  has eigenvalue 1.

On the other hand, it is known that the eigenvalues  $\{\lambda_i\}_{i \in [|S|]}$  satisfy

$$\max_{i \in [|S|]} |\lambda_i| \leq \|\mathcal{G}\|_\infty = \max_i \sum_j \mathcal{G}_{ij} = 1.$$

This implies that 1 is the spectral radius of  $\mathcal{G}$ . Notice that  $\mathcal{G}$  is non-negative matrix, then by Perron-Frobenius Theorem Meyer (2001), it admits a non-negative eigenvector of 1.

It remains to show that  $\dim(\ker(\mathcal{G} - I)) = 1$ . Since  $\mathcal{G}$  and  $\mathcal{G}^\top$  share exactly the same characteristic polynomial, this is equivalent to  $\dim(\ker(\mathcal{G}^\top - I)) = 1$ . Assume for some  $\mathbf{h} = (h(s^1), \dots, h(s^K))^\top \in \mathbb{R}^K$ ,  $\mathbf{h} \neq \mathbf{0}$  such that

$$\begin{aligned} \mathbf{h} &= \mathcal{G}^\top \mathbf{h} \\ &= (\mathbf{e}_1 \mathbf{P}^c(S')^\top) \mathbf{h}. \end{aligned} \tag{EC.5}$$

Notice that Eq. (EC.5) holds for any  $h(s^1) \in \mathbb{R}$ . Then by denoting  $\mathbf{h}' = (h(s^2), \dots, h(s^K))^\top$ , we can refine Eq. (EC.5) as

$$\mathbf{h}' = \begin{bmatrix} \gamma P_{22} & \dots & \gamma P_{K2} \\ \vdots & \ddots & \\ \gamma P_{2K} & & \gamma P_{KK} \end{bmatrix} \mathbf{h}'. \tag{EC.6}$$

We further denote  $\mathcal{T} := \begin{bmatrix} P_{22} & \dots & P_{K2} \\ \vdots & \ddots & \\ P_{2K} & & P_{KK} \end{bmatrix}$ , then we have

$$\frac{1}{\gamma} \mathbf{h}' = \mathcal{T} \mathbf{h}'. \tag{EC.7}$$

However, the eigenvalues  $\{\mu_i\}_{i \in [|S'|]}$  of  $\mathcal{T}$  must satisfy

$$\max_{i \in [|S'|]} |\mu_i| \leq \|\mathcal{T}\|_1 = \max_i \sum_j \mathcal{T}_{ji} \leq 1 < \frac{1}{\gamma}.$$

This implies  $\mathbf{h}' = \mathbf{0}$ . and hence  $\dim(\ker(\mathcal{G}^\top - I)) = \dim(\ker(\mathcal{G} - I)) = 1$ . Recall  $\Delta(s^1) > 0$ , then  $\Delta(s) \geq 0$  for all  $s \in S$ .

Moreover, let  $\Delta(s_i) = \max_{s \neq s^1} \Delta(s)$ . It holds that

$$\begin{aligned} \Delta(s_i) &= \gamma \sum_{j \in [K]} \mathbf{P}^c(i, j) \Delta(s^j) \\ &\leq \gamma \mathbf{P}^c(i, 1) \Delta(s^1) + \gamma(1 - \mathbf{P}^c(i, 1)) \Delta(s_i). \end{aligned} \tag{EC.8}$$

If  $\mathbf{P}^c(i, 1) = 0$ , then Eq. (EC.8) shows  $\Delta(s_i) \leq \gamma \Delta(s_i)$ , which implies  $\Delta(s_i) = 0$ . It's hence evident that  $\Delta(s) < \gamma \Delta(s^1)$  for all  $s \neq s^1$ . Otherwise if  $\mathbf{P}^c(i, 1) > 0$ , then

$$\begin{aligned} \Delta(s_i) &\leq \gamma \mathbf{P}^c(i, 1) \Delta(s^1) + \gamma(1 - \mathbf{P}^c(i, 1)) \Delta(s_i) \\ &< \gamma \mathbf{P}^c(i, 1) \Delta(s^1) + (1 - \mathbf{P}^c(i, 1)) \Delta(s_i), \\ \implies \Delta(s_i) &< \gamma \Delta(s^1), \end{aligned} \tag{EC.9}$$

which completes the proof for  $\Delta(s^1) > 0$ . Similar proof can be derived for  $\Delta(s^1) < 0$  by setting  $\Delta(s_i) = \min_{s \neq s^1} \Delta(s)$ .

### EC.7.2. Proof 2: Performance Difference Lemma

We draw insights from reinforcement learning theory and apply the well-known *performance difference lemma* [Kakade and Langford \(2002\)](#) to our single-point treatment scenario

**LEMMA EC.3 (Performance Difference Lemma of SST).** *Given a SST policy  $\pi^t$  on crucial state  $s^1$  and control policy  $\pi^c$ , for all  $s \in \mathcal{S}$ ,*

$$\Delta(s) = \rho_s^t(s^1)A^c(s^1, \mathbf{t}) - \rho_s^c(s^1)A^t(s^1, \mathbf{c}).$$

where  $A^\pi(s^1, a) = Q^\pi(s^1, a) - V^\pi(s^1)$  is the advantage function at state  $s^1$ .

This lemma clearly characterizes the treatment effect using the advantage function. In particular, the treatment effect of all states all determined by the advantage function at state  $s^1$ , multiplied by some non-negative measure. Consequently, the monotonicity property follows directly from this relationship.

## EC.8. Technical Tools

### EC.8.1. Markov Chain Central Limit Theorem

**LEMMA EC.4 (Markov Chain CLT, Corollary 5 in [Jones \(2004\)](#)).** *Let  $X = \{X_i\}_{i \in [n]}$  be a uniformly ergodic Markov Chain w.r.t  $\mu$  and  $f$  be a Borel function with  $\mathbb{E}_\mu f^2 < \infty$ . Then under any initial distribution, it holds*

$$\sqrt{n} \left( \frac{1}{n} \sum_{i=1}^n f(X_i) - \mathbb{E}_\mu f \right) \xrightarrow{d} \mathcal{N}(0, \sigma_f^2), \quad (\text{EC.10})$$

where  $\sigma_f^2 := \text{Var}_{X_1 \sim \mu} [f(X_1)] + 2 \sum_{i=1}^{\infty} \text{Cov}_{X_1 \sim \mu} [f(X_1), f(X_{1+i})]$ .

**LEMMA EC.5 (Multivariate Markov Chain CLT, [Vats \(2017\)](#)).** *Let  $X = \{X_i\}_{i \in [n]}$  be a uniformly ergodic Markov Chain w.r.t  $\mu$  and  $f: \mathbb{R} \rightarrow \mathbb{R}^p$  be a Borel function. Under mild technical conditions, it holds*

$$\sqrt{n} \left( \frac{1}{n} \sum_{i=1}^n f(X_i) - \mathbb{E}_\mu f \right) \xrightarrow{d} \mathcal{N}(0, \Sigma_f), \quad (\text{EC.11})$$

where  $\Sigma_f := \text{Var}_{X_1 \sim \mu} [f(X_1)] + \sum_{i=1}^{\infty} \text{Cov}_{X_1 \sim \mu} [f(X_1), f(X_{1+i})] + \sum_{i=1}^{\infty} \text{Cov}_{X_1 \sim \mu} [f(X_{1+i}), f(X_1)]$ .

### EC.8.2. Perturbation Bounds

**LEMMA EC.6 (Stationary Distribution Perturbation, [Meyer \(1980\)](#), [Farias et al. \(2022\)](#)).** *Let  $\mu_1, \mu_0$  be the respective stationary distribution of  $\mathbf{P}_1, \mathbf{P}_0$ . It holds*

$$\mu_1^\top = \mu_0^\top + \mu_1^\top (\mathbf{P}_1 - \mathbf{P}_0) (\mathbf{I} - \mathbf{P}_0)^\sharp.$$

LEMMA EC.7 (**Adapted from Lemma 2, Farias et al. (2022)**). For uniform ergodic chain  $\mathbf{P}$  with constant  $C, \lambda$  defined in Definition 2, it holds

$$\|(\mathbf{I} - \mathbf{P})^\# \|_{1, \infty} < \frac{2 \ln(C) + 2}{1 - \lambda}.$$

### EC.8.3. Constrained Cramer-Rao Bounds

LEMMA EC.8 (**Theorem 1, Stoica and Ng (1998)**). Let  $\boldsymbol{\theta} \in \mathbb{R}^n$  satisfying  $f(\boldsymbol{\theta}) = \mathbf{0}$  be the parameters of the system, where  $f: \mathbb{R}^n \rightarrow \mathbb{R}^k$ . Then for any unbiased estimator  $\hat{\boldsymbol{\theta}}$  satisfying  $f(\hat{\boldsymbol{\theta}}) = \mathbf{0}$ , under some regularity conditions<sup>2</sup>, it holds

$$\text{Cov}(\hat{\boldsymbol{\theta}}) \succeq \text{CCRB}(\boldsymbol{\theta}) := \mathbf{U}(\mathbf{U}^\top \mathbf{I}(\boldsymbol{\theta}) \mathbf{U})^{-1} \mathbf{U}^\top,$$

where  $\mathbf{I}(\boldsymbol{\theta})$  is the Fisher Information and  $\mathbf{U}$  is a matrix whose column space is an orthogonal complement of the row space of  $\nabla f(\boldsymbol{\theta})$ , i.e.

$$\nabla f(\boldsymbol{\theta}) \mathbf{U} = \mathbf{0}, \quad \text{rank}(\mathbf{U}) = n - k.$$

LEMMA EC.9 (**Corollary 3.10, Moore (2010)**). If  $f(\boldsymbol{\theta}) = \mathbf{0}$ , then for any unbiased estimator of  $\boldsymbol{\alpha} = g(\boldsymbol{\theta})$ , it holds

$$\text{Cov}(\hat{\boldsymbol{\alpha}}) \succeq \text{CCRB}(\boldsymbol{\alpha}) := \nabla g(\boldsymbol{\theta})^\top \text{CCRB}(\boldsymbol{\theta}) \nabla g(\boldsymbol{\theta}).$$

## EC.9. Experiment Details

All implementations can be found on Github.

### EC.9.1. Customer Lifetime Value

We simulate a synthetic example of Example 1. The code is available on Github. For both SST and local treatment, the control transition matrix and the reward is given by

$$\mathbf{P}^c = \begin{bmatrix} 0.6 & 0.4 & & & \\ 0.5 & & 0.5 & & \\ 0.4 & & & 0.6 & \\ 0.3 & & & & 0.7 \\ 0.1 & & & & 0.9 \end{bmatrix}, \quad \mathbf{r}^c = \begin{bmatrix} 30 \\ 0 \\ 0 \\ 0 \\ 0 \end{bmatrix}.$$

1. **SST.** The treatment affects state  $s^5$  with a decrease in reward (we set the coupon costs  $2 + 0.5n$  for the  $n$ -th test arm) and increase in the probability transiting to state  $s^1$  (increased by  $0.1 + 0.05n$  for the  $n$ -th test arm).
2. **Local Treatment.** The treatment affects state  $(s^3, s^4, s^5)$  with decreases in reward (the coupon costs  $2 + 0.5n$  at all three states for the  $n$ -th test arm) and increases in the probability transiting to state  $s^1$  at three states (increased by  $0.1 + 0.01n$  at all three states for the  $n$ -th test arm).

The discounted factor  $\gamma$  is set to be  $1/1.2 \approx 0.83$  aligned with [Pfeifer and Carraway \(2000\)](#).

<sup>2</sup> The regularity conditions are required for the interchange of certain integration and differentiation operators



### EC.9.2. Sepsis Simulator

**Environment.** The state transition follows from complex fluctuation and treatment impacts. Hence the transition matrices are learned via Monte-Carlo samplings. The learning process will generate the transition matrices for all possible actions at all states as well as the initial state distribution of patients. We assume the initial state distribution is known a prior to the estimators, which is a common for discounted reward RL. The discount factor is set to 0.9 aligned with [Tran et al. \(2023\)](#).

**Algorithms.** For A/B testing, IS and PI, the transition matrices are learned by model-based methods. However, the large state space may hinder the visitation of all states. To mitigate this issue, we initialize all transition matrix as uniform distribution.

The Naive estimator follows from the generalization of DQ theory to discounted reward case, given by

$$\widehat{\Delta}_{ij}^{\text{Naive}} := \left( \mathbf{I} - \gamma \widehat{\mathbf{P}}_{1/n} \right)^{-1} (\widehat{\mathbf{r}}_i - \widehat{\mathbf{r}}_j).$$

The DQ estimator is originally designed for A/B testing. We generalize the DQ estimator to multiple test arms via Taylor expansion,

$$\widehat{\mathbf{V}}_i^{\text{DQ}} = (\mathbf{I} - \gamma \mathbf{P}_{1/n})^{-1} [\mathbf{I} + \gamma(\mathbf{P}_i - \mathbf{P}_{1/n})(\mathbf{I} - \gamma \mathbf{P}_{1/n})^{-1}] \mathbf{r}_i.$$

and  $\widehat{\Delta}_{ij}^{\text{DQ}} = \widehat{\mathbf{V}}_i^{\text{DQ}} - \widehat{\mathbf{V}}_j^{\text{DQ}}$ . Notice that when  $n = 2$  we recover the original DQ estimator in [Farias et al. \(2022, 2023\)](#) and one can show similar  $\mathcal{O}(\delta^2)$  bias bounds for our generalized estimator.

**Results.** The MSE curve is the average of 100 independent runs and each MSE is given by  $\sum_{i=1}^{100} (\widehat{\text{ATE}} - \text{ATE})^2 / \text{ATE}^2$  where ATE is the true ATE.

### EC.9.3. Bias-Variance Trade-off

[Farias et al. \(2022\)](#) introduces the DQ estimator for the average reward setting, achieving notable bias-variance trade-offs. [Farias et al. \(2023\)](#) extends this work, generalizing the DQ theory to other reward settings and proposing a unified framework for Taylor series expansions. We review the DQ theory for the discounted reward setting.

We begin by examining the naive estimator, which can be viewed as the zeroth-order expansion, given by,

$$\widehat{\Delta}^{\text{Naive}} := \left( \mathbf{I} - \gamma \widehat{\mathbf{P}}_{1/2} \right)^{-1} (\widehat{\mathbf{r}}(\mathbf{t}) - \widehat{\mathbf{r}}(\mathbf{c})).$$

By Corollary 1 in [Farias et al. \(2023\)](#), the bias for the naive estimator is bounded by  $\mathcal{O}(\delta/(1-\gamma)^2)$ .

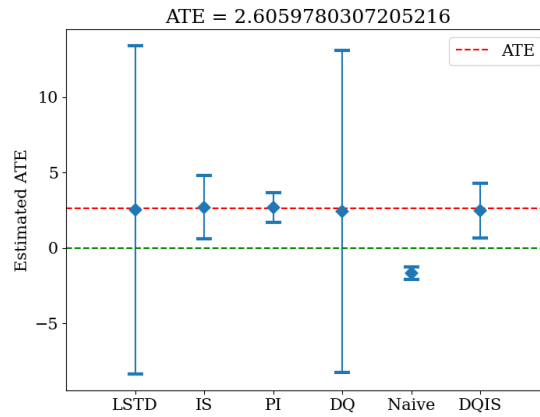
Then, the DQ estimator is defined as the first order expansion,

$$\widehat{\Delta}^{\text{DQ}} := \left( \mathbf{I} - \gamma \widehat{\mathbf{P}}_{1/2} \right)^{-1} \left( \widehat{\mathbf{Q}}^{\pi_{1/2}}(\mathbf{t}) - \widehat{\mathbf{Q}}^{\pi_{1/2}}(\mathbf{c}) \right),$$

where the  $Q^{\pi_{1/2}}(a) = \hat{r}(a) + \gamma \hat{P}(a) \hat{V}^{\pi_{1/2}}$  for  $a \in \{t, c\}$ . The bias of DQ is bounded by  $\mathcal{O}(\delta^2/(1-\gamma)^3)$ . When  $\delta$  is small enough, DQ can outperform naive estimator for the bias. DQ intuitively trades a small bias for substantially lower variance compared to unbiased estimators. This intuition is well-justified in the average reward setting in [Farias et al. \(2022\)](#). However, the performance of naive and DQ estimators in terms of variance remains unclear in the discounted reward setting.

Moreover, we can apply the idea of information sharing to the learning of Q-functions to reduce variance. Specifically, information sharing enables us to obtain better estimation of  $\hat{r}(a)$  and  $\hat{P}(a)$  for  $a \in \{t, c\}$ . We call this estimator DQ-IS, taking advantage of orthogonal ideas of DQ and IS.

We then further implement Naive, DQ and DQ-IS in the same simulation environment of [Example 1](#) and the results are concluded in [Figure EC.1](#).



**Figure EC.1 Synthetic simulations for Example 1 with ATE = 2.606. The result for SST policy with  $n = 2$  test arms and experiment horizon  $T = 350$ . The empirical means and standard errors are obtained through 1000 independent trajectory rollouts.**

**DQ trades-off variance for bias compared to Naive.** The simulation results first verify the DQ theory of bias. In particular DQ, the first order expansion, exhibits smaller variance than Naive, the zeroth order expansion.

**IS is compatible with DQ.** The simulation results demonstrate that both DQ and DQ-IS exhibit negligible bias. However, DQ-IS shows a significantly reduced variance compared to the original DQ method. These findings validate the orthogonal application of the information sharing idea.

**DQ exhibits minimal bias-variance trade-off with SST.** A more surprising result is that both DQ and DQ-IS exhibit negligible bias, while their variances are comparable to that of two unbiased estimator, A/B testing and IS. This suggests that the structure of treatments may potentially impact the performance of bias-variance trade-off estimators. We believe this phenomenon warrants further study, as it may be of independent interest to DQ theory and the broader field of bias-variance trade-offs in RL.