

AUTOSCALE: AUTOMATIC PREDICTION OF COMPUTE-OPTIMAL DATA COMPOSITION FOR TRAINING LLMs

Feiyang Kang^{*†}
Virginia Tech
fyk@vt.edu

Yifan Sun^{*}
UIUC
yifan50@illinois.edu

Bingbing Wen
University of Washington
bingbw@uw.edu

Si Chen
Virginia Tech
chensi@vt.edu

Dawn Song
UC Berkeley
dawnsong@gmail.com

Rafid Mahmood
University of Ottawa & NVIDIA
mahmood@telfer.uottawa.ca

Ruoxi Jia[†]
Virginia Tech
ruoxijia@vt.edu

ABSTRACT

Domain reweighting is an emerging research area aimed at adjusting the relative weights of different data sources to improve the effectiveness and efficiency of language model pre-training. This paper demonstrates that the optimal composition of training data from different domains is scale-dependent, challenging the existing practice of determining optimal mixtures through small-scale experiments and directly applying them at larger scales. We derive an analytical model for the dependence of optimal weights on data scale and introduce AUTOSCALE, a novel, practical approach for optimizing data compositions at potentially large training data scales. AUTOSCALE first uses a principled optimization framework to find optimal compositions at smaller, feasible scales, then predicts optimal compositions at larger scales using our derived model. Our evaluation on GPT-2 Large and BERT pre-training demonstrates AUTOSCALE’s effectiveness in improving training convergence and downstream performance. Particularly, for GPT-2 Large on RedPajama, AUTOSCALE decreases validation perplexity 28% faster than baselines, with up to 38% speed-up over unweighted training, achieving the best performance across downstream tasks. This work provides insights into the varying benefits of data sources across training scales for language models, contributing to the burgeoning research on scale-dependent data curation. Code is open-sourced¹.

1 INTRODUCTION

Large language models (LLMs) are pre-trained on vast datasets sourced from diverse domains. However, the immense computational demands of this process, coupled with limited resources, create a pressing need to enhance the effectiveness and efficiency of pre-training. A promising approach to address this challenge is through *domain reweighting*—adjusting the relative proportions of data from different sources (Xie et al., 2024; Chen et al., 2024; Albalak et al., 2023; Soldaini et al., 2024; Fan et al., 2023; Ye et al., 2024).

Showing encouraging potentials, though, current implementation techniques face significant limitations. A prevailing technique is to first optimize data composition for a smaller proxy model and at a smaller data scale (Xie et al., 2024; Fan et al., 2023; Ye et al., 2024; Liu et al., 2024). Yet, this optimization often employs alternative objectives that may not align with the primary goal of minimizing evaluation loss. Moreover, the optimized weights are directly applied to training the target model on much larger data scales, implicitly assuming that the "optimal data composition" remains constant across data scales. This assumption of scale-invariance, however, may not hold in practice, potentially leading to suboptimal performance when scaling up. While research has scale-dependent data selection at the individual data point level for vision models (Sorscher et al., 2022; Goyal et al.), it remains unclear whether this scale dependence applies to domain-level optimization, or how such scaling behavior might manifest in language models.

^{*}Equal contribution. [†]Correspondence to: Feiyang Kang and Ruoxi Jia <fyk, ruoxijia@vt.edu>.

¹<https://github.com/feiyang-k/AutoScale>

In parallel, an increasingly popular practice is to directly adopt domain weights that were designed for training previous models (Mehta et al., 2024), such as those used for LLaMA (Touvron et al., 2023). However, these weights are optimized for specific applications that may differ from the desired use case of the target model. Given the limitations of these approaches, many in the industry still rely on heuristics for mixing domain data (McKinzie et al., 2024; Mehta et al., 2024; Rae et al., 2021). These limitations highlight the ongoing need for more adaptive and scale-aware methods to determine effective domain weights across various model sizes and target scenarios.

This work explicitly investigates and confirms the scale-dependence of optimal domain mixing, characterizing its scaling behavior. Based on these findings, we develop a practical methodology: optimizing domain weights at smaller, affordable scales and leveraging derived scaling laws to predict optimal mixing at much larger target scales. We lay out an overview of this work and main results in Fig. 1. Our contributions are summarized as follows.

① **Principled algorithmic framework for optimal domain mixing.** Investigating the scaling law of domain mixing extends beyond mere empirical study. It requires a mathematical definition of optimal domain mixing and a tractable algorithm to solve for optimal weights. Our first contribution is formulating the optimal mixing problem as a bi-level optimization. However, existing general bi-level optimization techniques (Colson et al., 2007; Zhang et al., 2024) are intractable in this context due to their reliance on second-order information. We propose a novel approach tailored to our problem context that leverages scaling laws to estimate the dependence of the learned model’s loss on the weights, effectively reducing the bi-level problem to a single level. Our algorithm requires retraining models only linearly in the number of data domains, making it feasible for exploratory studies.

② **Uncovering and quantifying the scale-dependence of optimal domain composition.** Leveraging the algorithm developed in ①, we conduct empirical studies to optimize domain weights at different training data scales. Our results demonstrate that the optimal data composition varies with the scale of the training data, suggesting that the common practice of empirically determining an optimal composition using small-scale experiments will not yield optimal data mixtures for larger scales. We further derive an analytical framework for modeling the functional relationship between optimal data composition and training data scales.

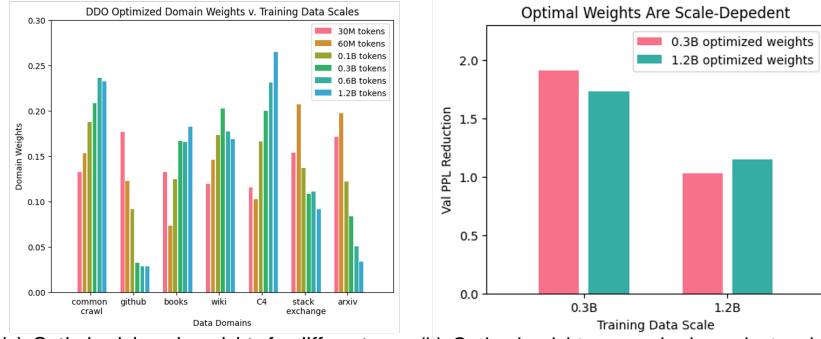
③ **Practical algorithm for optimal domain mixing.** While the algorithm in ① has made optimal domain mixing feasible for exploratory studies, its retraining requirements limit its practicality to smaller scales. To enable data composition optimization at large scales, we propose AUTOSCALE. This method works by finding optimal data compositions at smaller, computationally feasible scales, fitting a predictor using our analytical model for the scale-dependency of optimal composition mentioned in ②, and finally using this predictor to determine optimal data composition at larger scales. Since one only needs to train models on small data scales where re-training is affordable, AUTOSCALE does not require using proxy models with a smaller parameter size, avoiding transferability issues between domain weights optimized with different model sizes.

④ **Robust performance gains across models and datasets.** Our evaluation of AUTOSCALE on both decoder-only and encoder-only models demonstrates its consistent ability to achieve significant computational savings. For instance, in pre-training GPT-2 Large (Radford et al., 2019) on the RedPajama dataset, AUTOSCALE decreases validation perplexity 28% faster than any baseline, with up to 38% speed-up compared to training without reweighting. It also achieves the best overall performance across downstream tasks. Additionally, we present intriguing findings regarding the varying benefits of traditionally perceived high-quality and low-quality data sources across different training scales. Specifically, we observe that data sources with standardized formats, such as Wikipedia and scientific papers—often regarded as high-quality—are most beneficial at smaller scales but exhibit sharp diminishing returns as the training data scales up. Conversely, with increased compute, data sources containing diverse examples, such as CommonCrawl, demonstrate continued reductions in training loss even at considerably large training data scales.

2 RELATED WORK

Domain Reweighting. An emerging line of research strives to optimize the composition of training data for LLMs pre-training with *domain reweighting*, i.e., adjusting the relative proportion of data

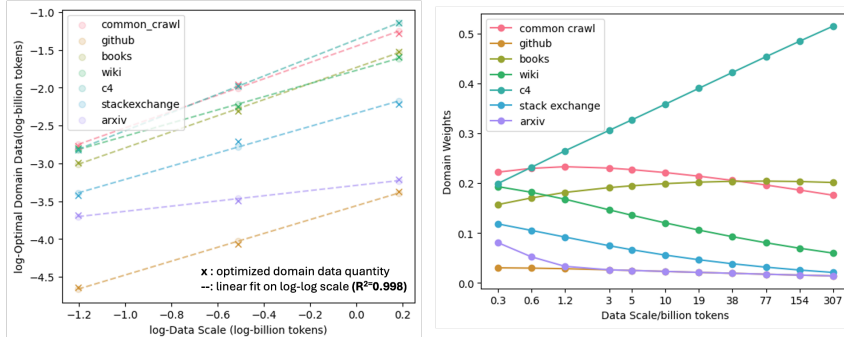
I. Optimal weights are **scale-dependent**



(a). Optimized domain weights for different compute scales are visibly different.

(b). Optimal weights are scale-dependent and become suboptimal at other scales.

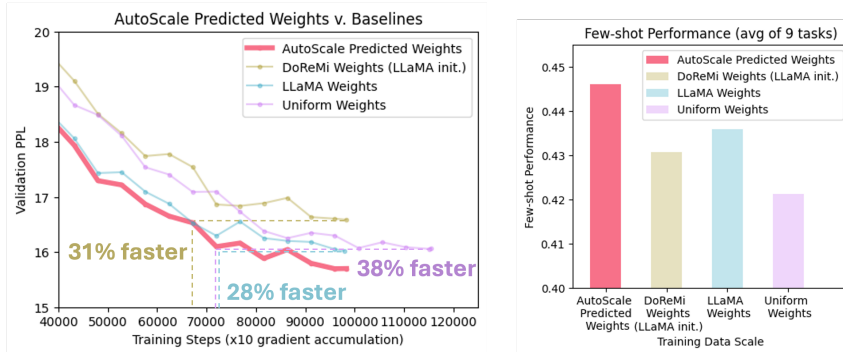
II. Scaling of optimal weights is **predictable**



(c). Domain weights scale predictably. Linear fit on log-log scale achieves $R^2=0.998$.

(d). Predicting optimal domain weights for large scales with the fitted predictor.

III. Predicted weights give **strong results**



(e). Validation Perplexity. (\downarrow lower is better). Our predicted domain weights decrease validation PPL **at least 28% faster** than any baseline with **up to 38% speed up**.

(f). Downstream Task Performance at 96k Steps. (\uparrow higher is better).

Figure 1: Overview and main results. I. Optimizing domain weights with the proposed Direct Data Optimization (DDO) algorithm for pre-training 774M Decoder-only LMs (GPT-2 Large). Optimal domain weights depend on the scale of training data. A consistent shift can be observed (*data sources with standardized formats, such as Wikipedia and scientific papers—often regarded as high-quality—are most beneficial at smaller scales but exhibit sharp diminishing returns as the training data scales up. Conversely, with increased compute, data sources containing diverse examples, such as CommonCrawl, demonstrate continued reductions in training loss even at considerably large training data scales.*). Using domain weights optimized for a different scale yields sub-optimal results, failing to fully realize the benefits of domain reweighting. II. Optimal domain data quantity (y-axis) for different training data scales (x-axis) shows high linearity ($R^2 = 0.998$) on log-log plot, suggesting the shifting pattern can be well predicted by exponential-style functions. We fit AUTOSCALE to predict optimal domain weights for larger training scales. As we scale up, data sources with diverse samples (e.g., C4) are upweighted relative to domains with standard format (e.g., Wikipedia). III. Training 774M Decoder-only LMs for 10B tokens (96k steps). AUTOSCALE-predicted domain weights decrease validation PPL at least 28% faster than any baseline with up to 38% speed up, achieving best overall task performance.

from different data sources to "best" (in terms of training efficiency, final model performance, etc.) train the model. DOREMI (Xie et al., 2024) first trains a small reference model, and then trains a second proxy model with GroupDRO (Sagawa et al., 2019) to minimize the excessive domain loss relative to the reference model, where the domain weights of the proxy model will be the output. DOGE (Fan et al., 2023) trains a proxy model while tracking the first-order gradient of the model on evaluation domains (i.e., data influence) and optimizes domain weights based on the gradients, relying on infinitesimal approximations which may or may not be accurate for models trained with a practical learning rate. DATA MIXING LAWS (Ye et al., 2024) trains a number of proxy models to run a coarse grid search on the space of data mixtures and interpolate their performance with exponential functions to find the minimum. Similarly, RegMix (Liu et al., 2024) trains a regression model to represent the relationship between training data mixtures and resulting model performance and optimize data composition based on it.

These methods often rely on ad-hoc hyperparameter tuning via trial and error, achieving varying results. *Further, the optimized weights are directly applied to training the target model on magnitudes of larger data scales.* This implicitly poses a strong assumption that the "optimal data composition" is invariant of model sizes or data scales. Yet, optimal data composition is likely to shift with data size. *Optimal curation at a smaller scale may not remain optimal at the target scale* (Sorscher et al., 2022; Goyal et al.). (Albalak et al., 2024) provides a recent survey for this fast-evolving field. We refer to App. A for broader discussions.

Scaling Laws. Extensive research shows that *Neural Scaling Laws*, predicting how the model performance changes with the scale of training data, model parameters, and computation budget (Kaplan et al., 2020), to be accurate in various tasks from vision and text processing (Alabdulmohsin et al., 2022) to LLM pre-training (Rae et al., 2021) and evaluations (Gadre et al., 2024). (Hoffmann et al., 2022) proposes compute-optimal scaling for LLM pretraining data scales together with the model’s parameter sizes. Yet, recent progress (AI@Meta, 2024; Mehta et al., 2024) shows no sign of saturation in pre-training even for models pre-trained on a considerably larger data scale than recommended by (Hoffmann et al., 2022). (Bahri et al., 2021) shows that data from different sources generally scale at different rates. Seminal work (Sorscher et al., 2022) sheds light on the possibility of attaining beyond-neural scaling law performance if one could find the best training dataset for each training data scale. This work is connected to the research on scaling laws in two ways. First, we leverage scaling laws to model the functional relationship between the quantity of data from each domain and trained model performance, allowing optimizing the training data composition in a reasonable time with high precision; further, *this work contribute to a novel dimension of scaling laws—scaling optimal data compositions with the training data scale, providing original insights, clear empirical evidence, and theoretical frameworks which enable further analysis.*

3 OPTIMAL DATA COMPOSITION IS SCALE-DEPENDENT AND PREDICTABLE

For "compute-optimal" domain weights, the goal is to find an optimal training data composition such that, for a given compute budget (i.e., training data size), the empirical validation loss, measured in perplexity (PPL), is minimized (Xie et al., 2024; Albalak et al., 2023; Fan et al., 2023). Formulating this as a bi-level optimization problem, in this section, we first introduce an original solution approach via scaling law approximations, which allows solving it efficiently and effectively. Then, with this solution approach, we solve for the optimal domain weights under different training data scales. Our results demonstrate that the optimal data composition for a fixed compute budget depends on the scale of the training data. Via the lens of scaling laws, this work pioneers in deriving an analytical framework for modeling the functional relationship between optimal data composition and training data scales.

3.1 COMPUTE-OPTIMAL TRAINING DATA COMPOSITIONS

Consider training an LLM on a data composition S from m domains, D_1, D_2, \dots, D_m . Let $S = \{S_1, S_2, \dots, S_m\}$ denote the training dataset where S_i is the subset of training data from each domain. The domain weights $\mathbf{w} = [w_1, w_2, \dots, w_m]^T$ are defined as the proportions of data for each domain. Namely, letting $N = |S|$ denote the amount of total tokens of training data, domain weights are given as $w_i = N_i/N$, where N_i denotes the amount of tokens for training subset S_i .

Let $\theta^*(S)$ denote the parameters of a learning algorithm (i.e., the model) trained on data S with empirical risk minimization (ERM), given as $\theta^*(S) := \arg \min_{\theta} \mathcal{L}(\theta, S)$ where $\mathcal{L}(\theta, S)$ denotes the

loss of model parameterized by θ evaluated on data S , which is the training loss. Since training data S can be equivalently defined by its data quantity and domain weights (N, \mathbf{w}) , we define a slight change of notation $\theta^*(N, \mathbf{w}) := \theta^*(S)$ and will use S and (N, \mathbf{w}) interchangeably. We would like to maximize the amount of information gain and achieve maximum loss reduction during training, given as $\min_{\mathbf{w} \in \mathbb{W}^m} \mathcal{L}(\theta^*(N, \mathbf{w}), D^v) = \min_{\mathbf{w} \in \mathbb{W}^m} \sum_{i=1}^m \mathcal{L}(\theta^*(N, \mathbf{w}), D_i^v)$, where D^v and D_i^v denote total validation data and validation data of individual domain i , respectively; the space of weights \mathbb{W}^m is the hyperplane of the probability simplex $\mathbb{W}^m = \{\mathbf{w} | w_1 + w_2 + \dots + w_m = 1\} \cap \{\mathbf{w} | 0 \leq w_i \leq 1, \forall i \in \{1, 2, \dots, m\}\}$. Define minor simplifications of notations for the validation losses $\mathcal{L}^v(\theta, D^v) := \mathcal{L}(\theta, D^v)$ and $\mathcal{L}_i^v(\theta, D^v) := \mathcal{L}(\theta, D_i^v)$. Then, the optimal domain weights, \mathbf{w}^* , are given as the minimizer of the objective,

$$\mathbf{w}^* = \arg \min_{\mathbf{w} \in \mathbb{W}^m} \sum_{i=1}^m \mathcal{L}_i^v(\theta^*(N, \mathbf{w})) \quad \text{s.t.} \quad \theta^*(N, \mathbf{w}) = \arg \min_{\theta} \mathcal{L}(\theta, (N, \mathbf{w})) \quad (1)$$

where perplexity is adopted as the loss metric. This formulation is a bi-level optimization problem, where the outer problem seeks the optimal domain weights, while the inner problem is training the model with ERM on the data defined by certain weights. A general approach is to solve it with gradient descent, $\mathbf{w}^{t+1} = \mathbf{w}^t - \eta \cdot \frac{\partial \mathcal{L}_v(\theta^*(N, \mathbf{w}^t))}{\partial \mathbf{w}}$. Since there is no tractable form of analytical expression for θ^* , this gradient needs to be estimated with empirical methods (e.g., approximated by finite difference), requiring repetitive re-training of the model at each update Liu et al. (2021).

3.1.1 SOLUTION VIA SCALING-LAW-INSPIRED APPROXIMATIONS

Directly optimizing training data composition by solving bi-level optimization problems involves repetitive model retraining, which can be prohibitively expensive even at small scales. Current work (Xie et al., 2024; Fan et al., 2023; Ye et al., 2024; Liu et al., 2024) mostly employs heuristic methods to conduct this optimization on smaller models trained with fewer data, achieving varying results in different cases. To crystalize the relationship between optimal data compositions and training data scales and obtain a clear image of the complete landscape, we propose an *original* approach to this problem. We propose to first fit a scaling function to the outer loss (validation loss) \mathcal{L}^v as a function of domain weights \mathbf{w} , effectively reducing the bi-level problem to a single level, which can be solved efficiently via regular gradient descent, allowing finding the global optimum efficiently and accurately.

To begin with, neural scaling laws suggest the relationship between a model’s evaluation loss and the size of its training data can be well-represented by power law functions (Kaplan et al., 2020) $\mathcal{L}_v(\theta^*(N, \mathbf{w})) = N^{-\gamma} + \ell_0$ where constants ℓ_0 denotes some irreducible loss and $\gamma \geq 0$ is some scaling coefficient. Drawing inspirations from (Hernandez et al., 2021), which formulates the scaling laws for transfer learning, we propose the following approximation to model the scaling relationship between model loss and training data quantity from different sources/domains.

Consider a model trained on data with size N and domain weights \mathbf{w} . Define constant N_0^i which estimates the evaluation loss when the amount of training data from domain i is zero (i.e., $N_i^i = 0$), which effectively measures the effect of data from all other domains. From this regard, N_0^i can be interpreted as the *equivalent data size* for training data from domains other than i . Notably, this formulation aligns with empirical findings in the prior literature (Hernandez et al., 2021; Ye et al., 2024). Then, for training data defined by (N, \mathbf{w}) where the amount of training data from *domain* D_i is $N_i = N \cdot w_i$, evaluation loss can be expressed as a function of N_i : $\mathcal{L}_v(\theta^*(N, \mathbf{w})) = (N_0^i + N_i)^{-\gamma_i} + \ell_i$ where γ_i, ℓ_i are constants associated with domain i . If the amount of training data from *one domain* D_i is changed from N_i to N_i' with the

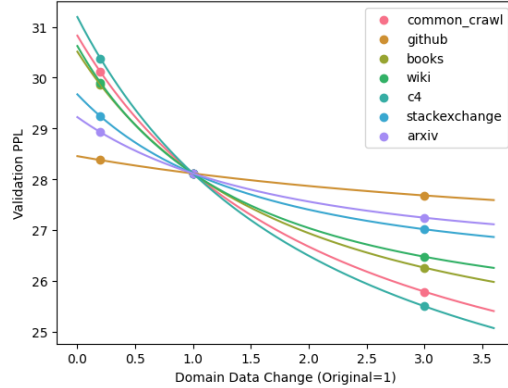


Figure 2: Fitting validation loss with power-law functions for 774M Decoder-only LMs (GPT-2 Large), directly approximating how loss changes with each domain’s data quantity. (*X-axis depicts the quantity of domain data relative to the original amount before perturbation (e.g., 1.0=100%).*)

amount of training from other domains unchanged, we approximate the new model’s evaluation loss, \mathcal{L}'_i , after re-training with a power law function of N'_i :

$$\mathcal{L}_v(\boldsymbol{\theta}^*(N', \mathbf{w}')) = (N_0^i + N'_i)^{-\gamma_i} + \ell_i := \mathcal{L}'_i \quad (2)$$

where $N' = N + (N'_i - N_i)$ denotes the updated amount of training data, and $w'_i = N'_i/N'$ denotes the updated domain weights.

We propose the following procedure to fit the parameters in Eq. (2). We re-train two models with different data quantities for domain i , N_i^+ and N_i^- where $N_i^- < N_i < N_i^+$, and compute their evaluation loss, \mathcal{L}_i^+ and \mathcal{L}_i^- , respectively². Then, together with evaluation loss $\mathcal{L}_v^0 = \mathcal{L}_v(\boldsymbol{\theta}^*(N, \mathbf{w}))$ for the original model trained with N_i , the parameters γ_i , ℓ_i and N_0^i can be estimated via ordinary least square (OLS) fitting,

$$N_0^i, \gamma_i, \ell_i = \arg \min_{N_0^i, \gamma_i, \ell_i} [\mathcal{L}_v^0 - (N_0^i + N_i)^{-\gamma_i} - \ell_i]^2 + [\mathcal{L}_i^+ - (N_0^i + N_i^+)^{-\gamma_i} - \ell_i]^2 + [\mathcal{L}_i^- - (N_0^i + N_i^-)^{-\gamma_i} - \ell_i]^2 \quad (3)$$

Compared to the original model, the difference in evaluation loss *due to the change of data for domain D_i* is given as $\mathcal{L}_v(\boldsymbol{\theta}^*(N', \mathbf{w}')) - \mathcal{L}_v(\boldsymbol{\theta}^*(N, \mathbf{w})) = (N_0^i + N'_i)^{-\gamma_i} - (N_0^i + N_i)^{-\gamma_i}$. Repeating this process and fitting the scaling functions *for each domain*, finally, we express the evaluation loss as a function of the amount of data from each domain as their summation: $\mathcal{L}_v(\boldsymbol{\theta}^*(N', \mathbf{w}')) - \mathcal{L}_v(\boldsymbol{\theta}^*(N, \mathbf{w})) = \sum_{i=1}^m [(N_0^i + N'_i)^{-\gamma_i} - (N_0^i + N_i)^{-\gamma_i}]$ where $N' = N + \sum_i (N'_i - N_i)$ and $w'_i = N'_i/N'$. *Empirically, evaluation loss is shown to be well represented by such function form as depicted in Fig. (2)*, which shows fitting validation loss with the proposed power-law functions for training 774M Decoder-only LMs (GPT-2 Large), directly approximating how loss changes with each domain’s data quantity. Results with Encoder-only LMs (BERT) demonstrates the same trend (Fig. 10(b)). This representation lends us an analytical form for the desired objective.

To derive the final objective, we add the constraint for the total amount of training data to be the same as before, i.e., $\sum_i N'_i = N' = N$, which explicates our interest in reweighting data from each domain without changing the training data size. Then, by definition, domain data quantity $N'_i = w'_i \cdot N' = w'_i \cdot N$. Note that $(N_0^i + N_i)^{-\gamma_i}$ is independent of \mathbf{w}' , making it orthogonal to the optimization problem. Finally, our problem becomes

$$\mathbf{w}^* = \arg \min_{\mathbf{w}' \in \mathbb{W}^m} \sum_{i=1}^m [(N_0^i + N'_i)^{-\gamma_i} - (N_0^i + N_i)^{-\gamma_i}] = \arg \min_{\mathbf{w}' \in \mathbb{W}^m} \sum_{i=1}^m (N_0^i + w'_i \cdot N)^{-\gamma_i}.$$

Since the objective is defined as the summation of convex functions, we end up with a convex optimization problem. With the constraint on the probability simplex and the objective being easily differentiable, the problem can be solved extremely efficiently using *projected gradient descent* (Bertsekas, 1997). We term this solution approach as DDO Algorithm (Direct Data Optimization). We provide its pseudocode below and an operational pipeline in App. B.

Algorithm 1 Direct Data Optimization (DDO)

Require: m domains (data sources) with data $D_1 \dots D_m$, data budget N_0 (\ll for full-scale training), training dataset S , model parameters $\boldsymbol{\theta}$, validation loss \mathcal{L}_v , perturbation ratio $r > 1$ (e.g., $r = 3$). Initialize weights for all domains $\forall i \in \{1, \dots, m\}$: $w_i \leftarrow 1/m$;
Initialize training data for all domains $\forall i \in \{1, \dots, m\}$: sample $S_i \subset D_i$ where $|S_i| = w_i \cdot N$;
Train the model on data $S = \{S_1 \dots S_m\}$ and evaluate its loss $\mathcal{L}_v^0 \leftarrow \mathcal{L}_v(\boldsymbol{\theta}^*(S))$;

for j from 1 to m **do**

$w_j^+ \leftarrow r \cdot w_j$; ▷ Perturb domain weights (+)

Resample $S_j^+ \subset D_j$ where $|S_j^+| = w_j^+ \cdot N$;

Train the model on data $S = (\{S_1 \dots S_m\} \setminus S_j) \cup S_j^+$ and evaluate its loss $\mathcal{L}_j^+ \leftarrow \mathcal{L}_v(\boldsymbol{\theta}^*(S))$;

$w_j^- \leftarrow \frac{1}{r} \cdot w_j$; ▷ Perturb domain weights (-)

Resample $S_j^- \subset D_j$ where $|S_j^-| = w_j^- \cdot N$;

Train the model on data $S = (\{S_1 \dots S_m\} \setminus S_j) \cup S_j^-$ and evaluate its loss $\mathcal{L}_j^- \leftarrow \mathcal{L}_v(\boldsymbol{\theta}^*(S))$;

OLS fit for scaling functions $N_0^i, \gamma_i, \ell_i = \arg \min_{N_0^i, \gamma_i, \ell_i} [\mathcal{L}_v^0 - (N_0^i + N_i)^{-\gamma_i} - \ell_i]^2 + [\mathcal{L}_i^+ - (N_0^i + N_i^+)^{-\gamma_i} - \ell_i]^2 + [\mathcal{L}_i^- - (N_0^i + N_i^-)^{-\gamma_i} - \ell_i]^2$;

end for

Output optimized domain weights $\mathbf{w}^* = \arg \min_{\mathbf{w}' \in \mathbb{W}^m} \sum_{i=1}^m (N_0^i + w'_i \cdot N)^{-\gamma_i}$.

²Empirically, we found setting the perturbation ratio, $r = N_i/N_i^- = N_i^+/N_i = 3$, produces reliable results.

3.2 OPTIMAL DATA COMPOSITIONS ARE SCALE-DEPENDENT

With the DDO algorithm, for a fixed model training pipeline and data sources, we conducted empirical studies to optimize domain weights at different training data scales. Our results demonstrate that the optimal data composition for a fixed compute budget depends on the scale of the training data, suggesting that the common practice of empirically determining an optimal composition using small-scale experiments will not yield optimal data mixtures for larger models.

Fig. 1(a)(b) shows the results on optimizing domain weights with DDO algorithm for pre-training 774M Decoder-only LMs (GPT-2 Large). Optimal domain weights depend on the scale of training data. A consistent shift can be observed. Using domain weights optimized for a different scale yields sub-optimal results, failing to realize the benefits of domain reweighting fully. *These results clearly show that the hypothesis, "optimal data composition is invariant of data scales", implicitly assumed by many existing works, is largely untrue.* On the contrary, a consistent pattern can be observed in how optimal data compositions shift with the scale of training data. For example, data sources with standard format such as Wikipedia and scientific papers, regarded as high quality, are most beneficial at smaller scales but observe sharp diminishing returns as training data scales up. With more compute, data sources with diverse examples, such as CommonCrawl, demonstrate continued reductions in training loss even for larger training data scales.

Foreshadowed by (Sorscher et al., 2022; Goyal et al.), beyond-neural scaling law performance might be attained if one could find the best training dataset for each training data scale. This treasure chest remains unexplored in the context of training LLMs. *This consistent pattern of shifts suggests predictability in the relationship between optimal composition and training data scales*, holding the promise to unlock substantial improvements in training efficiency and model performance.

3.3 DERIVING SCALING LAWS FOR PREDICTING OPTIMAL DATA COMPOSITION

Following the above findings, this work pioneers in deriving an analytical framework for modeling the functional relationship between optimal data composition and training data scales. Via the lens of scaling laws, the analysis lays out theoretical foundations that could be of independent interest.

Recall that neural scaling laws give the relationship between evaluation loss and training data quantity as $\mathcal{L} = N^{-\gamma} + \ell_0$ where \mathcal{L} is the evaluation loss (e.g., perplexity), ℓ_0 denotes some irreducible loss, and $\gamma \geq 0$ are some constant. (ℓ_0, γ) can be fitted empirically. Without loss of generality, consider a standard case where the evaluation metric is aggregated loss over multiple independent tasks where each training sample will only contribute to a single task and the loss of each task only scales with the amount of training data contributing to this task as a power law function. Then, for a total of m tasks, the aggregated evaluation loss scales as the following $\mathcal{L} = \ell_0 + \sum_{i=1}^m \beta_i \cdot N_i^{-\gamma_i}$, where ℓ_0 denotes some irreducible loss, N_i denotes the quantity of data contributing to task i and constants $\beta_i \geq 0$ and $\gamma_i \geq 0$ are coefficients associated with task i . Define diagonal matrix $\mathbf{N} = \text{diag}\{N_1, N_2, \dots, N_m\}$. For a training data scale $N = \sum_i N_i$, define compute-optimal data composition $\mathbf{N} = \text{diag}\{N_1^*, N_2^*, \dots, N_m^*\}$ as the minimizer of \mathcal{L} , given as $\mathbf{N}^* = \arg \min_{\sum_i N_i = N} \ell_0 + \sum_{i=1}^m \beta_i \cdot N_i^{-\gamma_i}$. We propose the following theorem, which states the optimal data composition scales in exponential-style functions with the amount of training data and can be directly predictable from that of smaller scales.

Theorem 1. Consider the following optimization problem $\min_{\mathbf{N}} \left\{ \sum_{i=1}^m \beta_i N_i^{-\gamma_i} \mid \sum_{i=1}^m N_i = N \right\}$.

For any two compute budgets $N^{(1)} \neq N^{(2)}$, let $\mathbf{N}^{(1)*}$ and $\mathbf{N}^{(2)*}$ be their respective minimizers. Then, there always exists some third data composition $\mathbf{N}^{(3)*} = \mathbf{N}^{(2)*}(\mathbf{N}^{(1)*})^{-1}\mathbf{N}^{(2)*}$ such that $\mathbf{N}^{(3)*}$ is the minimizer for data budget $N^{(3)} = \sum_{i=1}^m N_i^{(3)}$, given as $\mathbf{N}^{(3)*} = \arg \min_{\mathbf{N}} \left\{ \sum_{i=1}^m \beta_i N_i^{-\gamma_i} \mid \sum_{i=1}^m N_i = N^{(3)} \right\}$.

See App. C.1 for the formal theorem statement and a complete proof. Examples for illustration are also provided in C.1. We built our theory from a standardized example which assumes the evaluation metric is composed of independent tasks with separate scaling laws. In App. C.2, we further extend this theory to a general case where the same conclusion can be reached without the independence

assumption, where we consider the evaluation to be composed of a number of *independent* sub-tasks (e.g., "latent skills" (Tiong et al.)) which are hidden variables. Finally, we note that empirical results are shown to be highly consistent with the derivations above: In Fig. 1(c), optimal domain data quantity (y-axis) for different training data scales (x-axis) shows high linearity ($R^2 = 0.998$) on log-log plot, *suggesting the shifting pattern can be well-described by the exponential-style function forms described above.*

4 TOWARDS A PRACTICAL ALGORITHM FOR FINDING OPTIMAL COMPOSITIONS

In this section, we introduce a practical paradigm for finding optimal data compositions developed based on the theoretical analyses and empirical insights introduced above. Having shown the consistent pattern of shifts in optimal data composition with the scale of training data and unveiled its predictability from scaling law analysis, moving forward, this paper presents a novel tool—AUTOSCALE, which automatically predicts optimal training data compositions at larger scales based on compositions optimized at smaller scales.

Theoretical analysis above shows that the optimal quantity for each domain scales in *exponential-style functions* with training data size. We leverage this result to enable the automatic prediction of optimal training data compositions at larger scales from optimal compositions at small scales. First, for two smaller training data scales $N^{(1)}$ and $N^{(2)}$ where $N^{(1)} \neq N^{(2)}$, find their optimal training data compositions $\mathbf{N}^{(1)*}$ and $\mathbf{N}^{(2)*}$ where $\sum_i N_i^{(1)*} = N^{(1)}$ and $\sum_i N_i^{(2)*} = N^{(2)}$ using DDO algorithm provided in Sec. 3.

Since $N^{(1)}$ and $N^{(2)}$ are small data scales where re-training these models is affordable, AUTOSCALE *does not require using proxy models with a smaller parameter size, avoiding the transferability issue between domain weights optimized on different models.* Then, $\mathbf{N}^{(1)*}$ and $\mathbf{N}^{(2)*}$ yield the optimal training data composition at the next scale as $\mathbf{N}^{(3)*} = \mathbf{N}^{(2)*}(\mathbf{N}^{(1)*})^{-1}\mathbf{N}^{(2)*}$, where $N_i^{(3)*} = (N_i^{(2)*})^2/N_i^{(1)*}$ is the optimal amount of training data for each domain. This gives that for data scale $N^{(3)} = \sum_i N_i^{(3)*}$, optimal domain weights are given as $w_i^{(3)*} = N_i^{(3)*}/N^{(3)}$. Then, $\mathbf{N}^{(3)*}$ can be combined with either $\mathbf{N}^{(1)*}$ or $\mathbf{N}^{(2)*}$ to make the next prediction. Repeat this process until the target training data scale is reached. The procedure is described in the pseudocode above with operational pipelines provided in App. B.

5 EMPIRICAL RESULTS

Two sets of empirical studies are conducted: Causal Language Modeling (CLM) in Sec. 5.2, and Masked Language Modeling (MLM) in Sec. 5.3. We train models with up to 10B tokens and report the number of steps saved to reach the same evaluation loss (perplexity). We also report downstream task performance to benchmark performance improvements after training the same number of steps.

5.1 EXPERIMENTAL SETUP

In Sec. 5.2, we pretrain 774M Decoder-only LMs (GPT-2 Large architecture (Radford et al., 2019)) **from scratch** on the RedPajama dataset (Computer, 2023). RedPajama dataset is an open-source reproduction of the training data used for LLaMA-1/2 models (Touvron et al., 2023), totaling 1.2T tokens from 7 data domains with proportions: Common Crawl (67%), C4 (Raffel et al., 2020) (15%), GitHub (4.5%), Wikipedia (4.5%), ArXiv (2.5%), and StackExchange (2.0%). In Sec. 5.3, we pretrain 110M Encoder-only LMs (BERT-base architecture (Devlin et al., 2018a)) **from scratch** on data from 5 typical sources—Amazon Reviews, Arxiv, Books, Wikipedia, and Open WebText Corpus (Gokaslan and Cohen, 2019). Further details are in App. D.1 and D.2. Runtime and GPU hours are documented in App. D.7.

Algorithm 2 AUTOSCALE

Require: Optimal domain weights (obtained from DDO) $\mathbf{w}^{(1)*}$ at data scale $N^{(1)}$ and $\mathbf{w}^{(2)*}$ at data scale $N^{(2)}$, target data scale $N^{(t)}$, where $N^{(1)} < N^{(2)} < N^{(t)}$.
 Optimal domain data $\mathbf{N}^{(1)*} \leftarrow \mathbf{w}^{(1)*} \cdot N^{(1)}$;
 Optimal domain data $\mathbf{N}^{(2)*} \leftarrow \mathbf{w}^{(2)*} \cdot N^{(2)}$;
 Next optimal domain data $\mathbf{N}^{(x)*} \leftarrow \mathbf{N}^{(2)*}(\mathbf{N}^{(1)*})^{-1}\mathbf{N}^{(2)*}$;
 Next data scale $N^{(x)} \leftarrow \sum_i N_i^{(x)*}$;
while $N^{(x)} < N^{(t)}$ **do**
 Next optimal domain data $\mathbf{N}^{(x)*} \leftarrow \mathbf{N}^{(x)*}(\mathbf{N}^{(1)*})^{-1}\mathbf{N}^{(2)*}$;
 Next data scale $N^{(x)} \leftarrow \sum_i N_i^{(x)*}$;
end while
 Output predicted optimal domain weights $\mathbf{w}^{(t)*} \leftarrow \mathbf{N}^{(x)*}/N^{(x)}$.

5.2 CAUSAL LANGUAGE MODELING WITH DECODER-ONLY LMS (GPT)

Evaluation We test the perplexity on the held-out dataset, comprising 10K samples each from the 7 domains. For downstream tasks, we include: `BoolQ` (Clark et al., 2019) (zero-shot), `HellaSwag` (Zellers et al., 2019) (zero-shot, 10-shot), `PIQA` (Bisk et al., 2020) (zero-shot), `TruthfulQA` (Lin et al., 2021) (zero-shot), `PubMedQA` (Jin et al., 2019) (10-shot), `CrowsPairs` (Nangia et al., 2020) (25-shot), and `ARC-Easy` (Clark et al., 2018) (zero-shot). Additionally, `BBH Novel Concepts` (Srivastava et al., 2022) task is added to the aggregated results for models trained beyond 10B tokens, making a total of 9 tasks. We select tasks that ensure the model’s performance surpasses random guessing, spanning from question answering and commonsense inference to bias identification and scientific problem solving. These tasks provide a comprehensive assessment of model performance (Mehta et al., 2024; Gadre et al., 2024). We adopt the evaluation framework from (Gao et al., 2021). More details are available in App. D.4.

Baselines We report results for our methods (DDO and AUTOSCALE) and 5 baselines—UNIFORM, LLAMA WEIGHTS (curated), DOREMI (LLaMA weights initialization), DATA MIXING LAWS FROM (YE ET AL., 2024) and DOREMI from (Xie et al., 2024) (uniform initialization). Uniform weights uniformly sample data from all domains, resulting in the same number of training tokens from each domain. LLaMA weights are a set of curated domain weights heuristically tuned for training LLaMA-1/2 models. We implemented DOREMI proposed in (Xie et al., 2024). DOREMI trains two smaller-scale auxiliary models (proxy models). First, a reference model is trained with the dataset’s original domain weights, which are the LLaMA weights for RedPajama dataset. Then, optimized domain weights are obtained by using a proxy model to minimize the worst-case excess loss across different domains. We train both auxiliary models for 50K steps. Implementation details are available in App. D.3. Besides, we compare with 2 domain weights from existing literature, which are optimized on the same dataset, RedPajama, with similar Decoder-only LMs. DATA MIXING LAWS (Ye et al., 2024) first performs a grid search on the space of possible data mixtures and records evaluation loss for proxy models trained on these mixtures. Then, the loss is interpolated with exponential functions to find the optimal domain weights for the proxy model. DOGE (Fan et al., 2023) also implements DOREMI (Xie et al., 2024) with auxiliary models trained for 50K steps but with the reference model trained with uniform weights. We evaluate the model trained on these domain weights to present a complete landscape.

Direct Data Optimization (DDO): We conduct DDO Algorithm to optimize domain weights for models (774M Decoder-only LMs) trained from scratch with 30M to 1.2B tokens. *As depicted in Fig. 1(a), optimal domain weights for each training data scale are visibly different and demonstrate a clear shifting pattern.* We found data sources with standard format such as Wikipedia and scientific papers, regarded as high quality, are most beneficial at smaller scales and observe sharp diminishing returns as the training data scales up. With more compute, data sources with diverse examples, such as CommonCrawl, continue to reduce training loss for even larger training data scales. In Fig. 1(b), we validated this observation in Fig. 1(b), where we trained two models with 0.3B tokens with domain weights optimized at 0.3B tokens and 1.2B tokens, and two models with 1.2B tokens with these weights, respectively. *Takeaway 1: the results show that, the optimal weights are only optimal at the scale it is optimized and become suboptimal when applied on other scales.*

Predicting Optimal Weights at Larger Scales with AUTOSCALE: With DDO-optimized weights from models trained up to 0.6B tokens, we fit AUTOSCALE predictor and use it to visualize how the optimal domain weights will shift as we continue scaling up training data. Depicted in Fig. 1(d) and Fig. 6, as the training data scale grows, data sources with diverse examples, such as C4 and CommonCrawl, will take up a considerable proportion of training data. Therefore, we expect LLaMA weights will perform better when the training data scale is sufficiently large. The results also suggest training on data from Books domain will continue to provide benefits. *Takeaway 2: thus, AUTOSCALE-predicted domain weights give a larger weight to Books domain compared to baselines which counterintuitively downweight high-quality book contents.*

Subsequently, to examine AUTOSCALE-predicted weights, we train models on larger scales with 3B, 5B, and 10B tokens. On 3B training data, we compare AUTOSCALE-predicted weights with Uniform weights, LLaMA weights, DOREMI weights from (Fan et al., 2023) (uniform initialization), and DATA MIXING LAWS weights from (Ye et al., 2024). In both 3B and 5B results (Fig. 7), AUTOSCALE achieves the lowest validation perplexity after the same steps, at least 25% faster than any baseline with up to 37% speed up. Provided in Table 6, AUTOSCALE-predicted weights significantly reduced

Method/Task	truthfulqa _mc2	pubmedqa	piqa	hellaswag (10-shot)	crowds_pairs _english	boolq	arc_easy	hellaswag (zero-shot)	Avg
Uniform Weights	0.4526	0.438	0.6115	0.2923	0.5886	0.5636	0.3742	0.2907	0.4514
LLaMA Weights	0.434	0.492	0.6055	0.2944	0.5903	0.5612	0.3956	0.2952	0.4585
AutoScale (ours)	0.4385	0.536	0.6202	0.3021	0.585	0.6141	0.3977	0.303	0.4746
Data Mixing Laws (ref)	0.4537	0.468	0.6061	0.2951	0.5778	0.6162	0.3771	0.2938	0.4610
DoReMi (ref)	0.4505	0.468	0.5985	0.2886	0.5742	0.5410	0.3750	0.2896	0.4482

Table 1: Downstream task performance for 774M Decoder-only LMs trained for 3B tokens. Models trained with AUTOSCALE-predicted weights achieve the best overall performance across the tasks.

the loss on BOOKS domain and also achieved much lowered worst-domain perplexity. When testing the few-shot performance on 8 downstream tasks, the model trained with AUTOSCALE-predicted weights achieves the best overall performance (Table 1). Results for models trained with 10B tokens are depicted in Fig. 1(e)(f), where we added the comparison with DOREMI initialized with LLaMA weights. *Takeaway 3: AUTOSCALE-predicted weights consistently outperform any baseline with a 28% to 38% margin and demonstrate advantageous performance on downstream tasks.* Echoing our predictions, as training data scales up, LLaMA weights visibly outperform uniform domain weights. See App. D.5 for additional results .

5.3 MASKED LANGUAGE MODELING WITH ENCODER-ONLY LMS (BERT)

We evaluate the model’s MLM loss on held-out validation datasets, comprising 10K samples each from the 5 training domains. Additionally, as an auxiliary evaluation, we test the MLM loss on 3 non-training held-out domains. To be consistent with the perplexity loss used in CLM, we report the exponential cross-entropy loss for MLM. We evaluate the model’s task performance on GLUE benchmark (Wang et al., 2018) (with 8 diverse tasks for natural language understanding (NLU)) and SQuAD (Rajpurkar et al., 2016) (a large-scale QA dataset). See App. D.4 for more details. Uniform weights are used as the baseline.

Direct Data Optimization (DDO): We conduct DDO Algorithm to optimize domain weights for proxy models (110M Encoder-only LMs) trained from scratch with MLM on 1GB data. Results for DDO-optimized weights are shown in Fig. 3. *Takeaway 3a: DDO visibly decreased the model’s validation loss on all training domains as well as held-out non-training domains, demonstrating its effectiveness in improving training efficiency and model utility.* When testing on GLUE benchmark and SQuAD dataset, consistent with the reduced evaluation loss, DDO-optimized weights are shown to improve the model’s performance on downstream tasks by a notable margin.

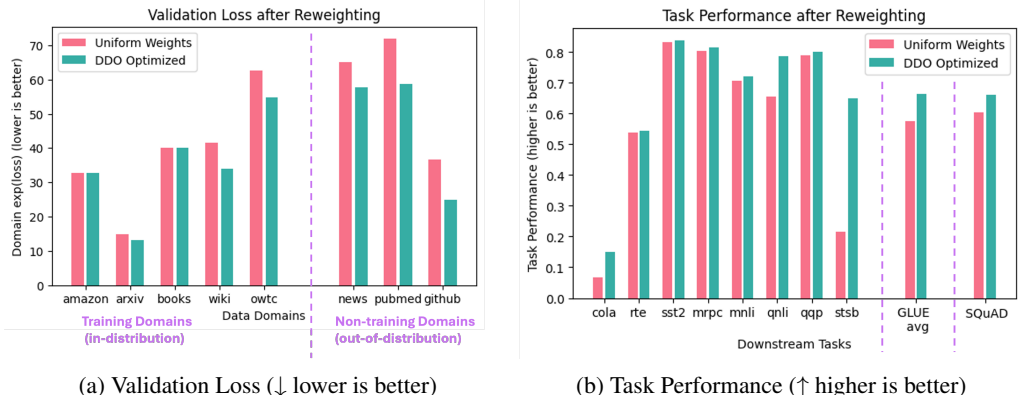


Figure 3: Optimizing domain weights with DDO algorithm for pre-training Encoder-only LMs (BERT). DDO substantially reduces validation loss. After reweighting, all training domains’ loss has either decreased or remained unchanged. Out-of-domain loss on non-training domains has also decreased considerably. Enhanced performance is has been observed on all GLUE tasks (eval metric: cola: Matt. corr., sts: Pearson corr., rest: acc.) and SQuAD (acc.).

Predicting Optimal Weights at Larger Scales with AUTOSCALE: With DDO-optimized weights from models trained up to 0.5B tokens, we fit AUTOSCALE predictor and use it to predict how the

optimal domain weights will shift as we continue scaling up training data. Depicted in Fig. 11, similar to the pattern described above, as the training data scale grows, data sources with diverse examples, such as WebText and Amazon Reviews, become increasingly important over standard domains, such as Wikipedia and Arxiv. One hypothesis is such data sources contain samples on diverse topics and language styles, providing rich information compared to domains with clean, standard text. We train models with MLM for up to 288k steps ($\sim 120\%$ of the pertaining data size for original BERT-base (Devlin et al., 2018b)). Table 7 shows that, compared to without reweighting (uniform weights), AUTOSCALE-predicted weights speed up training by 16.7% on most data scales with a 10% speedup on the largest scale, validating its consistent effectiveness. *Takeaway 4: nonetheless, the speedup is less impressive than in the results for Decoder-only LMs, demonstrating the different response to domain reweighting for models with different architecture or language modeling objectives.* This is also hinted in Fig. 10(b), where the evaluation loss has a similar response to data from different domains, suggesting limited potential for performance improvements from domain reweighting.

6 CONCLUSIONS

In this work, we demonstrate that the optimal data composition for a fixed compute budget varies depending on the scale of the training data, showcasing that the common practice of empirically determining an optimal composition using small-scale experiments will not yield the optimal data mixtures when scaling up to the final model. Addressing this challenge, we propose AUTOSCALE, an automated tool that finds a compute-optimal data composition for training at any desired target scale. In empirical studies with pre-training 774M Decoder-only LMs and Encoder-only LMs, AUTOSCALE decreases validation perplexity at least 28% faster than any baseline with up to 38% speed up compared to without reweighting, achieving the best overall performance across downstream tasks.

Limitations & Future Work The promising results achieved by AUTOSCALE in optimizing data composition for large-scale language model pretraining open up some intriguing avenues for future exploration. (1) *Generalizability*: It will be interesting to extend this research to larger-scale settings, other data modalities, and more comprehensive evaluation benchmarks, and re-examine the validity of insights provided by experiments at the scale that we work on. (2) *Direct optimization of downstream performance*: In practice, the capabilities of LLMs are characterized by their performance on various downstream tasks, and the perplexity loss that we focused on in this study is only a rough, inaccurate proxy for downstream performance. It will be interesting to extend AUTOSCALE to directly optimize downstream performance. (3) *More fine-grained data curation*: AUTOSCALE works with fixed data domains and only optimizes how the domains are mixed together, confining the optimization space. Intuitively, if one can strategically select the corpus within each domain and even adapt the data selection strategy to different stages of training, further improvements could be achieved.

Broader Impacts Reducing the complexity and resource requirements associated with pretraining LLMs, AUTOSCALE contributes to the democratization of AI. Smaller organizations, academic institutions, and individual researchers can more easily participate in cutting-edge AI research and development, fostering innovation and collaboration across the AI community. Moreover, learning from massive amounts of data requires large and costly computational resources, which not only consume substantial energy but also generate a significant carbon footprint, contributing to environmental issues. Furthermore, these resources quickly become obsolete due to the rapid pace of technological advancements, leading to e-waste. This research makes contributions to mitigating these issues by improving the efficiency of resource utilization in AI training.

ACKNOWLEDGEMENT

This work is supported in part by the National Science Foundation under grants IIS-2312794, IIS2313130, OAC-2239622, Amazon-Virginia Tech Initiative in Efficient and Robust Machine Learning, AWS computational credits, and the Commonwealth Cyber Initiative. The authors are grateful for Ankit Battawar and Alix Delgado from AWS, whose dedicated help and support were crucial for securing computing resources and implementing empirical studies.

REFERENCES

- Roei Aharoni and Yoav Goldberg. Unsupervised domain clusters in pretrained language models. *arXiv preprint arXiv:2004.02105*, 2020.
- AI@Meta. Llama 3 model card. 2024. URL https://github.com/meta-llama/llama3/blob/main/MODEL_CARD.md.
- Ibrahim M Alabdulmohsin, Behnam Neyshabur, and Xiaohua Zhai. Revisiting neural scaling laws in language and vision. *Advances in Neural Information Processing Systems*, 35:22300–22312, 2022.
- Alon Albalak, Liangming Pan, Colin Raffel, and William Yang Wang. Efficient online data mixing for language model pre-training. *arXiv preprint arXiv:2312.02406*, 2023.
- Alon Albalak, Yanai Elazar, Sang Michael Xie, Shayne Longpre, Nathan Lambert, Xinyi Wang, Niklas Muennighoff, Bairu Hou, Liangming Pan, Haewon Jeong, et al. A survey on data selection for language models. *arXiv preprint arXiv:2402.16827*, 2024.
- Yasaman Bahri, Ethan Dyer, Jared Kaplan, Jaehoon Lee, and Utkarsh Sharma. Explaining neural scaling laws. *arXiv preprint arXiv:2102.06701*, 2021.
- Dimitri P Bertsekas. Nonlinear programming. *Journal of the Operational Research Society*, 48(3): 334–334, 1997.
- Yonatan Bisk, Rowan Zellers, Jianfeng Gao, Yejin Choi, et al. Piqa: Reasoning about physical commonsense in natural language. In *Proceedings of the AAAI conference on artificial intelligence*, volume 34, pages 7432–7439, 2020.
- Zalán Borsos, Mojmir Mutny, and Andreas Krause. Coresets via bilevel optimization for continual learning and streaming. *Advances in Neural Information Processing Systems*, 33:14879–14890, 2020.
- Tom Brown, Benjamin Mann, Nick Ryder, Melanie Subbiah, Jared D Kaplan, Prafulla Dhariwal, Arvind Neelakantan, Pranav Shyam, Girish Sastry, Amanda Askell, et al. Language models are few-shot learners. *Advances in neural information processing systems*, 33:1877–1901, 2020.
- Mayee Chen, Nicholas Roberts, Kush Bhatia, Jue Wang, Ce Zhang, Frederic Sala, and Christopher Ré. Skill-it! a data-driven skills framework for understanding and training language models. *Advances in Neural Information Processing Systems*, 36, 2024.
- Aakanksha Chowdhery, Sharan Narang, Jacob Devlin, Maarten Bosma, Gaurav Mishra, Adam Roberts, Paul Barham, Hyung Won Chung, Charles Sutton, Sebastian Gehrmann, et al. Palm: Scaling language modeling with pathways. *arXiv preprint arXiv:2204.02311*, 2022.
- Christopher Clark, Kenton Lee, Ming-Wei Chang, Tom Kwiatkowski, Michael Collins, and Kristina Toutanova. Boolq: Exploring the surprising difficulty of natural yes/no questions. *arXiv preprint arXiv:1905.10044*, 2019.
- Peter Clark, Isaac Cowhey, Oren Etzioni, Tushar Khot, Ashish Sabharwal, Carissa Schoenick, and Oyvind Tafjord. Think you have solved question answering? try arc, the ai2 reasoning challenge. *arXiv preprint arXiv:1803.05457*, 2018.
- Cody Coleman, Christopher Yeh, Stephen Mussmann, Baharan Mirzasoleiman, Peter Bailis, Percy Liang, Jure Leskovec, and Matei Zaharia. Selection via proxy: Efficient data selection for deep learning. *arXiv preprint arXiv:1906.11829*, 2019.
- Benoît Colson, Patrice Marcotte, and Gilles Savard. An overview of bilevel optimization. *Annals of operations research*, 153:235–256, 2007.
- Together Computer. Redpajama: An open source recipe to reproduce llama training dataset, 2023. URL <https://github.com/togethercomputer/RedPajama-Data>.
- Jacob Devlin, Ming-Wei Chang, Kenton Lee, and Kristina Toutanova. BERT: pre-training of deep bidirectional transformers for language understanding. *CoRR*, abs/1810.04805, 2018a. URL <http://arxiv.org/abs/1810.04805>.

- Jacob Devlin, Ming-Wei Chang, Kenton Lee, and Kristina Toutanova. Bert: Pre-training of deep bidirectional transformers for language understanding. *arXiv preprint arXiv:1810.04805*, 2018b.
- Simin Fan, Matteo Pagliardini, and Martin Jaggi. Doge: Domain reweighting with generalization estimation. *arXiv preprint arXiv:2310.15393*, 2023.
- Samir Yitzhak Gadre, Georgios Smyrnis, Vaishal Shankar, Suchin Gururangan, Mitchell Wortsman, Rulin Shao, Jean Mercat, Alex Fang, Jeffrey Li, Sedrick Keh, et al. Language models scale reliably with over-training and on downstream tasks. *arXiv preprint arXiv:2403.08540*, 2024.
- Leo Gao, Jonathan Tow, Stella Biderman, Sid Black, Anthony DiPofi, Charles Foster, Laurence Golding, Jeffrey Hsu, Kyle McDonell, Niklas Muennighoff, et al. A framework for few-shot language model evaluation. *Version v0. 0.1. Sept*, 2021.
- Amirata Ghorbani and James Zou. Data shapley: Equitable valuation of data for machine learning. In *International Conference on Machine Learning*, pages 2242–2251. PMLR, 2019.
- Aaron Gokaslan and Vanya Cohen. Openwebtext corpus. <http://Skyllion007.github.io/OpenWebTextCorpus>, 2019.
- Sachin Goyal, Pratyush Maini, Zachary Chase Lipton, Aditi Raghunathan, and J Zico Kolter. The science of data filtering: Data curation cannot be compute agnostic. In *ICLR 2024 Workshop on Navigating and Addressing Data Problems for Foundation Models*.
- Suchin Gururangan, Ana Marasović, Swabha Swayamdipta, Kyle Lo, Iz Beltagy, Doug Downey, and Noah A Smith. Don’t stop pretraining: Adapt language models to domains and tasks. *arXiv preprint arXiv:2004.10964*, 2020.
- Danny Hernandez, Jared Kaplan, Tom Henighan, and Sam McCandlish. Scaling laws for transfer. *arXiv preprint arXiv:2102.01293*, 2021.
- Jordan Hoffmann, Sebastian Borgeaud, Arthur Mensch, Elena Buchatskaya, Trevor Cai, Eliza Rutherford, Diego de Las Casas, Lisa Anne Hendricks, Johannes Welbl, Aidan Clark, et al. Training compute-optimal large language models. *arXiv preprint arXiv:2203.15556*, 2022.
- Ruoxi Jia, David Dao, Boxin Wang, Frances Ann Hubis, Nezihe Merve Gurel, Bo Li, Ce Zhang, Costas J Spanos, and Dawn Song. Efficient task-specific data valuation for nearest neighbor algorithms. *arXiv preprint arXiv:1908.08619*, 2019.
- Qiao Jin, Bhuwan Dhingra, Zhengping Liu, William W Cohen, and Xinghua Lu. Pubmedqa: A dataset for biomedical research question answering. *arXiv preprint arXiv:1909.06146*, 2019.
- Hoang Anh Just, I-Fan Chen, Feiyang Kang, Yuanzhi Zhang, Anit Kumar Sahu, and Ruoxi Jia. Asr data selection from multiple sources: A practical approach on performance scaling. *NeurIPS 2023 Workshop on Efficient Natural Language and Speech Processing (ENLSP)*, 2023a.
- Hoang Anh Just, Feiyang Kang, Tianhao Wang, Yi Zeng, Myeongseob Ko, Ming Jin, and Ruoxi Jia. Lava: Data valuation without pre-specified learning algorithms. In *11th International Conference on Learning Representations, ICLR*, page to appear, 2023b.
- Feiyang Kang, Hoang Anh Just, Anit Kumar Sahu, and Ruoxi Jia. Performance scaling via optimal transport: Enabling data selection from partially revealed sources. *arXiv preprint arXiv:2307.02460*, 2023.
- Feiyang Kang, Hoang Anh Just, Yifan Sun, Himanshu Jahagirdar, Yuanzhi Zhang, Rongxing Du, Anit Kumar Sahu, and Ruoxi Jia. Get more for less: Principled data selection for warming up fine-tuning in llms. *12th International Conference on Learning Representations, ICLR*, 2024.
- Jared Kaplan, Sam McCandlish, Tom Henighan, Tom B Brown, Benjamin Chess, Rewon Child, Scott Gray, Alec Radford, Jeffrey Wu, and Dario Amodei. Scaling laws for neural language models. *arXiv preprint arXiv:2001.08361*, 2020.

- Vishal Kaushal, Rishabh Iyer, Suraj Kothawade, Rohan Mahadev, Khoshnav Doctor, and Ganesh Ramakrishnan. Learning from less data: A unified data subset selection and active learning framework for computer vision. In *2019 IEEE Winter Conference on Applications of Computer Vision (WACV)*, pages 1289–1299. IEEE, 2019.
- Krishnateja Killamsetty, Sivasubramanian Durga, Ganesh Ramakrishnan, Abir De, and Rishabh Iyer. Grad-match: Gradient matching based data subset selection for efficient deep model training. In *International Conference on Machine Learning*, pages 5464–5474. PMLR, 2021.
- Pang Wei Koh and Percy Liang. Understanding black-box predictions via influence functions. In *International conference on machine learning*, pages 1885–1894. PMLR, 2017.
- Yongchan Kwon and James Zou. Data-oob: Out-of-bag estimate as a simple and efficient data value. *arXiv preprint arXiv:2304.07718*, 2023.
- Stephanie Lin, Jacob Hilton, and Owain Evans. Truthfulqa: Measuring how models mimic human falsehoods. *arXiv preprint arXiv:2109.07958*, 2021.
- Qian Liu, Xiaosen Zheng, Niklas Muennighoff, Guangtao Zeng, Longxu Dou, Tianyu Pang, Jing Jiang, and Min Lin. Regmix: Data mixture as regression for language model pre-training. *arXiv preprint arXiv:2407.01492*, 2024.
- Risheng Liu, Jiaxin Gao, Jin Zhang, Deyu Meng, and Zhouchen Lin. Investigating bi-level optimization for learning and vision from a unified perspective: A survey and beyond. *IEEE Transactions on Pattern Analysis and Machine Intelligence*, 44(12):10045–10067, 2021.
- Rafid Mahmood, James Lucas, David Acuna, Daiqing Li, Jonah Philion, Jose M Alvarez, Zhiding Yu, Sanja Fidler, and Marc T Law. How much more data do i need? estimating requirements for downstream tasks. In *Proceedings of the IEEE/CVF Conference on Computer Vision and Pattern Recognition*, pages 275–284, 2022a.
- Rafid Mahmood, James Lucas, Jose M Alvarez, Sanja Fidler, and Marc Law. Optimizing data collection for machine learning. *Advances in Neural Information Processing Systems*, 35:29915–29928, 2022b.
- Pratyush Maini, Skyler Seto, He Bai, David Grangier, Yizhe Zhang, and Navdeep Jaitly. Rephrasing the web: A recipe for compute and data-efficient language modeling. *arXiv preprint arXiv:2401.16380*, 2024.
- Brandon McKinzie, Zhe Gan, Jean-Philippe Fauconnier, Sam Dodge, Bowen Zhang, Philipp Dufer, Dhruvi Shah, Xianzhi Du, Futang Peng, Floris Weers, et al. Mm1: Methods, analysis & insights from multimodal llm pre-training. *arXiv preprint arXiv:2403.09611*, 2024.
- Sachin Mehta, Mohammad Hossein Sekhavat, Qingqing Cao, Maxwell Horton, Yanzi Jin, Chenfan Sun, Iman Mirzadeh, Mahyar Najibi, Dmitry Belenko, Peter Zatloukal, et al. Openelm: An efficient language model family with open-source training and inference framework. *arXiv preprint arXiv:2404.14619*, 2024.
- Sören Mindermann, Jan M Brauner, Muhammed T Razzak, Mrinank Sharma, Andreas Kirsch, Winnie Xu, Benedikt Höltingen, Aidan N Gomez, Adrien Morisot, Sebastian Farquhar, et al. Prioritized training on points that are learnable, worth learning, and not yet learnt. In *International Conference on Machine Learning*, pages 15630–15649. PMLR, 2022.
- Baharan Mirzasoleiman, Jeff Bilmes, and Jure Leskovec. Coresets for data-efficient training of machine learning models. In *International Conference on Machine Learning*, pages 6950–6960. PMLR, 2020.
- Nikita Nangia, Clara Vania, Rasika Bhalerao, and Samuel R Bowman. Crows-pairs: A challenge dataset for measuring social biases in masked language models. *arXiv preprint arXiv:2010.00133*, 2020.
- Chanho Park, Rehan Ahmad, and Thomas Hain. Unsupervised data selection for speech recognition with contrastive loss ratios. In *ICASSP 2022-2022 IEEE International Conference on Acoustics, Speech and Signal Processing (ICASSP)*, pages 8587–8591. IEEE, 2022.

- Alec Radford, Jeffrey Wu, Rewon Child, David Luan, Dario Amodei, Ilya Sutskever, et al. Language models are unsupervised multitask learners. *OpenAI blog*, 1(8):9, 2019.
- Jack W Rae, Sebastian Borgeaud, Trevor Cai, Katie Millican, Jordan Hoffmann, Francis Song, John Aslanides, Sarah Henderson, Roman Ring, Susannah Young, et al. Scaling language models: Methods, analysis & insights from training gopher. *arXiv preprint arXiv:2112.11446*, 2021.
- Colin Raffel, Noam Shazeer, Adam Roberts, Katherine Lee, Sharan Narang, Michael Matena, Yanqi Zhou, Wei Li, and Peter J Liu. Exploring the limits of transfer learning with a unified text-to-text transformer. *Journal of machine learning research*, 21(140):1–67, 2020.
- Pranav Rajpurkar, Jian Zhang, Konstantin Lopyrev, and Percy Liang. Squad: 100,000+ questions for machine comprehension of text. *arXiv preprint arXiv:1606.05250*, 2016.
- Andrew Rosenberg, Bhuvana Ramabhadran, Yu Zhang, and Murali Karthick Baskar. Guided data selection for masked speech modeling, April 6 2023. US Patent App. 17/820,871.
- Shiori Sagawa, Pang Wei Koh, Tatsunori B Hashimoto, and Percy Liang. Distributionally robust neural networks for group shifts: On the importance of regularization for worst-case generalization. *arXiv preprint arXiv:1911.08731*, 2019.
- Stephanie Schoch, Ritwick Mishra, and Yangfeng Ji. Data selection for fine-tuning large language models using transferred shapley values. *arXiv preprint arXiv:2306.10165*, 2023.
- Christoph Schuhmann, Richard Vencu, Romain Beaumont, Robert Kaczmarczyk, Clayton Mullis, Aarush Katta, Theo Coombes, Jenia Jitsev, and Aran Komatsuzaki. Laion-400m: Open dataset of clip-filtered 400 million image-text pairs. *arXiv preprint arXiv:2111.02114*, 2021.
- Luca Soldaini, Rodney Kinney, Akshita Bhagia, Dustin Schwenk, David Atkinson, Russell Authur, Ben Bogin, Khyathi Chandu, Jennifer Dumas, Yanai Elazar, et al. Dolma: An open corpus of three trillion tokens for language model pretraining research. *arXiv preprint arXiv:2402.00159*, 2024.
- Ben Sorscher, Robert Geirhos, Shashank Shekhar, Surya Ganguli, and Ari Morcos. Beyond neural scaling laws: beating power law scaling via data pruning. *Advances in Neural Information Processing Systems*, 35:19523–19536, 2022.
- Aarohi Srivastava, Abhinav Rastogi, Abhishek Rao, Abu Awal Md Shoeb, Abubakar Abid, Adam Fisch, Adam R Brown, Adam Santoro, Aditya Gupta, Adrià Garriga-Alonso, et al. Beyond the imitation game: Quantifying and extrapolating the capabilities of language models. *arXiv preprint arXiv:2206.04615*, 2022.
- Anthony Tiong, Junqi Zhao, Junnan Li, Steven Hoi, Caiming Xiong, and Boyang Li. Toward data-driven skill identification for general-purpose vision-language models. In *ICLR 2024 Workshop on Navigating and Addressing Data Problems for Foundation Models*.
- Hugo Touvron, Thibaut Lavril, Gautier Izacard, Xavier Martinet, Marie-Anne Lachaux, Timothée Lacroix, Baptiste Rozière, Naman Goyal, Eric Hambro, Faisal Azhar, et al. Llama: Open and efficient foundation language models. *arXiv preprint arXiv:2302.13971*, 2023.
- Alex Wang, Amanpreet Singh, Julian Michael, Felix Hill, Omer Levy, and Samuel Bowman. Glue: A multi-task benchmark and analysis platform for natural language understanding. In *Proceedings of the 2018 EMNLP Workshop BlackboxNLP: Analyzing and Interpreting Neural Networks for NLP*, pages 353–355, 2018.
- Alexander Wettig, Aatmik Gupta, Saumya Malik, and Danqi Chen. Qurating: Selecting high-quality data for training language models. *arXiv preprint arXiv:2402.09739*, 2024.
- Thomas Wolf, Lysandre Debut, Victor Sanh, Julien Chaumond, Clement Delangue, Anthony Moi, Pierric Cistac, Tim Rault, Rémi Louf, Morgan Funtowicz, et al. Huggingface’s transformers: State-of-the-art natural language processing. *arXiv preprint arXiv:1910.03771*, 2019.
- Sang Michael Xie, Shibani Santurkar, Tengyu Ma, and Percy Liang. Data selection for language models via importance resampling. *arXiv preprint arXiv:2302.03169*, 2023.

Sang Michael Xie, Hieu Pham, Xuanyi Dong, Nan Du, Hanxiao Liu, Yifeng Lu, Percy S Liang, Quoc V Le, Tengyu Ma, and Adams Wei Yu. Doremi: Optimizing data mixtures speeds up language model pretraining. *Advances in Neural Information Processing Systems*, 36, 2024.

Jiasheng Ye, Peiju Liu, Tianxiang Sun, Yunhua Zhou, Jun Zhan, and Xipeng Qiu. Data mixing laws: Optimizing data mixtures by predicting language modeling performance. *arXiv preprint arXiv:2403.16952*, 2024.

Rowan Zellers, Ari Holtzman, Yonatan Bisk, Ali Farhadi, and Yejin Choi. Hellaswag: Can a machine really finish your sentence? *arXiv preprint arXiv:1905.07830*, 2019.

Yihua Zhang, Prashant Khanduri, Ioannis Tsaknakis, Yuguang Yao, Mingyi Hong, and Sijia Liu. An introduction to bilevel optimization: Foundations and applications in signal processing and machine learning. *IEEE Signal Processing Magazine*, 41(1):38–59, 2024.

Appendices

A	Extended Related Work	18
B	Operational Pipeline for Algorithms	18
C	Proofs for Sec. 4	19
C.1	Theorem 1: Scaling Law for Optimal Data Compositions	19
C.2	Scaling Latent Skills	21
D	Experimental Details and Additional Results	23
D.1	Experimental Details of Sec. 5.2	23
D.2	Experimental Details of Sec. 5.3	24
D.3	Implementation Details of Baselines	25
D.4	Evaluation Details	25
D.5	Additional Results of Sec. 5.2	26
D.6	Additional Results of Sec. 5.3	27
D.7	Runtime Analysis	29

APPENDIX A EXTENDED RELATED WORK

Training Data Curation Data selection problems have been extensively studied for a variety of applications such as vision (Coleman et al., 2019; Kaushal et al., 2019; Killamsetty et al., 2021; Mindermann et al., 2022), speech (Park et al., 2022; Rosenberg et al., 2023), and language models (Coleman et al., 2019; Mindermann et al., 2022; Aharoni and Goldberg, 2020), and have been attracting growing interest over recent years. For LLMs, a line of research focuses on *data selection for pre-training* (also known as *pre-training data curation*) (Brown et al., 2020; Gururangan et al., 2020; Hoffmann et al., 2022) from scratch or *continued pre-training*. (Gururangan et al., 2020) shows that continuing pre-training the model on the domain-specific dataset improves its performance on tasks of this domain; (Xie et al., 2023) uses importance resampling on simple bi-gram features with 10k bins to select millions of samples for domain/task adaptive pre-training. Problem-specific heuristic methods employ simple criteria to distinguish data quality for a given language model on particular datasets (e.g., via perceived relevance between how the dataset is created and training objectives of the LLM (Chowdhery et al., 2022)). The effectiveness of these methods for data selection is often limited to specific use cases and easily fails when migrated to different problems (Xie et al., 2023). More recently, (Kang et al., 2024) selects samples for fine-tuning pre-trained LLMs via gradients of Optimal Transport distance. (Wettig et al., 2024) curates pre-training data using GPT-4 to rate and select samples based on a number of quality criteria; further, (Maini et al., 2024) uses pre-trained LLMs to re-write the entire training corpus to improve its quality for pre-training other LLMs. (Albalak et al., 2024) provides a recent survey for this fast-evolving field. Pre-training data curation is also studied for multimodal foundation models (MMFM)—e.g., (McKinzie et al., 2024) for vision-language models (VLMs), and (Schuhmann et al., 2021; Goyal et al.) for CLIP (Contrastive Language-Image Pretraining). Aside from pre-training LLMs, domain reweighting problems have been studied in research on collecting data for vision, audio, and text applications (Mahmood et al., 2022a;b; Kang et al., 2023; Just et al., 2023a).

Besides, **Coresets** (Borsos et al., 2020; Mirzasoleiman et al., 2020) aim to find a representative subset of samples to speed up the training process, which may be formulated as an optimization problem. This process is considerably computationally intensive and hard to be applied on a practical scale for language applications. **Data Valuation** methods aim to measure the contribution of each sample to the model performance, which naturally provides a viable tool for data selection. Notable examples includes model-based approaches Shapley (Jia et al., 2019; Ghorbani and Zou, 2019), LOO (Ghorbani and Zou, 2019; Koh and Liang, 2017), and model-agnostic methods (Just et al., 2023b; Kwon and Zou, 2023). Achieving fruitful results in their respective applications and providing valuable insights, though, these methods are commonly known for their scalability issues. Model-based approaches require repetitive model training and often struggle to apply to a few thousand samples. A recent example, (Schoch et al., 2023) uses a sampling approach to speed up a Shapley-style method for selecting data for fine-tuning LLMs and scales up to selecting from 7.28k subsets. It is hardly imaginable to apply it to the scale of practical language datasets. (Just et al., 2023b) utilizes the gradients of an Optimal Transport problem to provide an efficient measure of data values, yet the selection based on gradients does not necessarily align with the target distribution, resulting in mediocre performance in general cases.

APPENDIX B OPERATIONAL PIPELINE FOR ALGORITHMS

Operational Pipeline (DDO)

1. Train a base proxy model with uniform weights (or reference weights, if available);
2. At each time, add/reduce data quantity for one domain and re-train the proxy model;
3. Fit power law scaling functions and solve the optimization problem;
4. Iterate the process if necessary.

Operational Pipeline (AUTOSCALE)

1. For two smaller training data scales $N^{(1)}$ and $N^{(2)}$ where re-training the model is affordable, find their corresponding optimal training data compositions $\mathbf{N}^{(1)*}$ and $\mathbf{N}^{(2)*}$ using DDO Algorithm described above;

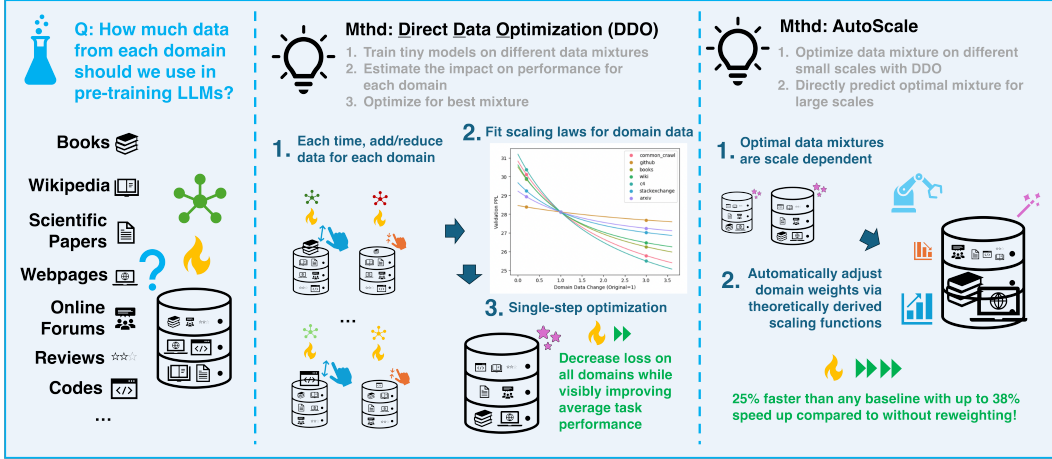


Figure 4: LLMs are pre-trained using data from different sources or domains, yet determining the optimal data composition is challenging. We propose AUTOSCALE, an automated tool that finds a compute-optimal data composition for training at any desired target scale. AUTOSCALE first determines the optimal composition at a small scale using a novel bi-level optimization framework, Direct Data Optimization (DDO), and then fits a predictor to estimate the optimal composition at larger scales. The predictor’s design is inspired by our theoretical analysis of scaling laws related to data composition, which could be of independent interest. In empirical studies, AUTOSCALE decreases validation perplexity at least 25% faster than any baseline with up to 38% speed up compared to without reweighting, achieving the best overall performance across downstream tasks.

2. Predict the next optimal training data composition as $\mathbf{N}^{(3)*} = \mathbf{N}^{(2)*}(\mathbf{N}^{(1)*})^{-1}\mathbf{N}^{(2)*}$, yielding optimal domain weights $w_i^{(3)*} = N_i^{(3)*}/N^{(3)}$ at new training data scale $N^{(3)} = \sum_i N_i^{(3)*}$;
3. Repeat this process until the target training data scale is reached.

APPENDIX C PROOFS FOR SEC. 4

C.1 THEOREM 1: SCALING LAW FOR OPTIMAL DATA COMPOSITIONS

Theorem 1 (Scaling Law for Optimal Data Compositions (**restated**)). *Consider the following optimization problem*

$$\min_{\mathbf{N}} \left\{ \sum_{i=1}^m \beta_i N_i^{-\gamma_i} \mid \sum_{i=1}^m N_i = N \right\}$$

For any two compute budgets $N^{(1)} \neq N^{(2)}$, let $\mathbf{N}^{(1)*}$ and $\mathbf{N}^{(2)*}$ be their respective minimizers. Then, there always exists some third data composition $\mathbf{N}^{(3)*} = \mathbf{N}^{(2)*}(\mathbf{N}^{(1)*})^{-1}\mathbf{N}^{(2)*}$ such that $\mathbf{N}^{(3)*}$ is the minimizer for data budget $N^{(3)} = \sum_{i=1}^m N_i^{(3)}$, given as $\mathbf{N}^{(3)*} = \arg \min_{\mathbf{N}} \left\{ \sum_{i=1}^m \beta_i N_i^{-\gamma_i} \mid \sum_{i=1}^m N_i = N^{(3)} \right\}$.

Proof. For the evaluation loss given as

$$\mathcal{L} = \sum_{i=1}^m \beta_i \cdot N_i^{-\gamma_i},$$

at an optimal data composition, KKT condition (Bertsekas, 1997) gives that we have the partial derivative of the loss function w.r.t. the amount of data from each domain equal to each other. This

gives, for any two domains a and b (w.l.o.g, we simplify the derivation to the case of two domains) with optimal data quantity N_a^* and N_b^* , respectively, we have

$$\begin{aligned}\frac{\partial \mathcal{L}}{\partial N_a} &= -\beta_a \cdot \gamma_a \cdot N_a^{-\gamma_a-1} \\ \frac{\partial \mathcal{L}}{\partial N_b} &= -\beta_b \cdot \gamma_b \cdot N_b^{-\gamma_b-1} \\ \frac{\partial \mathcal{L}}{\partial N_a} \Big|_{N_a=N_a^*} &= \frac{\partial \mathcal{L}}{\partial N_b} \Big|_{N_b=N_b^*}\end{aligned}$$

With straightforward derivations, this gives

$$\begin{aligned}-\beta_a \cdot \gamma_a \cdot (N_a^*)^{-\gamma_a-1} &= -\beta_b \cdot \gamma_b \cdot (N_b^*)^{-\gamma_b-1} \\ \frac{\beta_a \cdot \gamma_a}{\beta_b \cdot \gamma_b} &= \frac{(N_a^*)^{\gamma_a+1}}{(N_b^*)^{\gamma_b+1}} \\ (N_a^*)^{\gamma_a+1} &= \frac{\beta_a \gamma_a}{\beta_b \gamma_b} (N_b^*)^{\gamma_b+1} \\ N_a^* &= \left[\frac{\beta_a \gamma_a}{\beta_b \gamma_b} (N_b^*)^{\gamma_b+1} \right]^{\frac{1}{\gamma_a+1}}\end{aligned}\tag{4}$$

Let $N_a^{(2)*}$, $N_b^{(2)*}$ be the optimal data quantity for domains a and b at a *different data scale* $N^{(2)} = N_a^{(2)*} + N_b^{(2)*} \neq N$. Assuming we have the optimal data quantity for domain b becoming m times than N_b^* , namely,

$$N_b^{(2)*} := m \cdot N_b^*$$

Then, from Eq. 4, the optimal data quantity for domain a can be given as

$$\begin{aligned}N_a^{(2)*} &= \left[\frac{\beta_a \gamma_a}{\beta_b \gamma_b} (N_b^{(2)*})^{\gamma_b+1} \right]^{\frac{1}{\gamma_a+1}} \\ &= \left[\frac{\beta_a \gamma_a}{\beta_b \gamma_b} (m \cdot N_b^*)^{\gamma_b+1} \right]^{\frac{1}{\gamma_a+1}} \\ &= m^{\frac{\gamma_b+1}{\gamma_a+1}} \cdot \left[\frac{\beta_a \gamma_a}{\beta_b \gamma_b} (N_b^*)^{\gamma_b+1} \right]^{\frac{1}{\gamma_a+1}} \\ &= m^{\frac{\gamma_b+1}{\gamma_a+1}} \cdot N_a^*\end{aligned}\tag{5}$$

It can be immediately seen that the optimal domain data N_a^* and N_b^* scale at different rates—*optimal data quantity for domain a does not become m times than before*. This implies that the optimal data composition is scale-dependent and is different for different training data scales. This implies that the optimal data composition is scale-dependent and is different for different training data scales, establishing the main argument of this paper.

Since the ratio from Eq. 5, $(\gamma_b + 1)/(\gamma_a + 1)$, is constant and invariant to the change in the training data scale, it can be utilized to provide a direct approach for predicting the scaling of optimal data compositions—given as

$$N_a^{(2)*} = \left(\frac{N_b^{(2)*}}{N_b^*} \right)^{\frac{\gamma_b+1}{\gamma_a+1}} N_a^*$$

Equivalently, taking the logarithm for both sides of the equation, we have

$$\log N_a^{(2)*} = \log \left(\frac{N_b^{(2)*}}{N_b^*} \right)^{\frac{\gamma_b+1}{\gamma_a+1}} + \log N_a^*$$

Further, we show that one *does not* need to estimate any of the coefficients (γ_a , γ_b) from the loss function to predict the optimal data quantity for each domain. Assume one have obtained the optimal

data quantity for domains a and b , $N_a^{(1)*}$, $N_b^{(1)*}$, at a *data scale* $N^{(1)} = N_a^{(1)*} + N_b^{(1)*}$ and the optimal data quantity $N_a^{(2)*}$, $N_b^{(2)*}$ at a *data scale* $N^{(2)} = N_a^{(2)*} + N_b^{(2)*}$ where $N^{(1)} \neq N^{(2)}$. This gives

$$\log N_a^{(2)*} = \frac{\gamma_b + 1}{\gamma_a + 1} \cdot (\log N_b^{(2)*} - \log N_b^{(1)*}) + \log N_a^{(1)*}$$

Then, for a different data scale where the optimal data quantity for domain b is $N_b^{(3)*}$, the optimal data quantity for domain a can be given as

$$\begin{aligned} \log N_a^{(3)*} &= \frac{\gamma_b + 1}{\gamma_a + 1} \cdot (\log N_b^{(3)*} - \log N_b^{(2)*}) + \log N_a^{(2)*} \\ &= \frac{\log N_a^{(2)*} - \log N_a^{(1)*}}{\log N_b^{(2)*} - \log N_b^{(1)*}} \cdot (\log N_b^{(3)*} - \log N_b^{(2)*}) + \log N_a^{(2)*} \end{aligned}$$

W.l.o.g., consider $\frac{N_b^{(3)*}}{N_b^{(2)*}} = \frac{N_b^{(2)*}}{N_b^{(1)*}}$ where $\log N_b^{(2)*} - \log N_b^{(1)*} = \log N_b^{(3)*} - \log N_b^{(2)*}$, the equation above can be simplified to

$$\log N_a^{(3)*} = 2 \log N_a^{(2)*} - \log N_a^{(1)*}$$

and equivalently,

$$N_a^{(3)*} = \frac{(N_a^{(2)*})^2}{N_a^{(1)*}}$$

Defining compact representations $\mathbf{N}^{(i)*} = \text{diag}\{N_a^{(i)*}, N_b^{(i)*}\}$, the above results can be written as

$$\mathbf{N}^{(3)*} = \mathbf{N}^{(2)*} (\mathbf{N}^{(1)*})^{-1} \mathbf{N}^{(2)*}$$

which concludes the proof.

The process can be iterated (e.g., replacing $\mathbf{N}^{(1)*}$ or $\mathbf{N}^{(2)*}$ with $\mathbf{N}^{(3)*}$) to obtain optimal domain data quantity for different data scales. The example below provides a straightforward look on how this result can be operationalized. \square

Remark 1 (An example). *This example helps visualize the operation pipeline.*

If at training data scale $N^{(1)} = N_a^{(1)} + N_b^{(1)} = 200$, we have optimal domain data composition as $N_a^{(1)*} = 100$, $N_b^{(1)*} = 100$ (50% – 50%); and at scale $N^{(2)} = N_a^{(2)} + N_b^{(2)} = 500$, we have optimal domain data composition as $N_a^{(2)*} = 300$, $N_b^{(2)*} = 200$ (60% – 40%). Then, from the theorem, when the optimal domain data composition has $N_a^{(3)*} = (N_a^{(2)*})^2 / N_a^{(1)*} = 900$, we can predict $N_b^{(3)*} = (N_b^{(2)*})^2 / N_b^{(1)*} = 400$, which gives the optimal ratio at $N^{(3)} = N_a^{(3)} + N_b^{(3)} = 1300$ as 69% – 31%.

Similarly,

For $N_a^{(4)*} = 2700$, we have $N_b^{(4)*} = 800$, which gives the optimal ratio at $N^{(4)} = 3500$ as 77% – 23%
 For $N_a^{(5)*} = 8100$, we have $N_b^{(5)*} = 1600$, which gives the optimal ratio at $N^{(5)} = 9700$ as 84% – 16%
 For $N_a^{(6)*} = 24300$, we have $N_b^{(6)*} = 3200$, which gives the optimal ratio at $N^{(6)} = 27500$ as 88% – 12%
 For $N_a^{(7)*} = 72900$, we have $N_b^{(7)*} = 6400$, which gives the optimal ratio at $N^{(7)} = 79300$ as 92% – 8%
 For $N_a^{(8)*} = 218700$, we have $N_b^{(8)*} = 12800$, which gives the optimal ratio at $N^{(8)} = 231500$ as 94% – 6%
 For $N_a^{(9)*} = 656100$, we have $N_b^{(9)*} = 25600$, which gives the optimal ratio at $N^{(9)} = 681700$ as 96% – 4%

We visualize it in Fig. 5.

C.2 SCALING LATENT SKILLS

We extend this theory to a general case where the evaluation loss is the perplexity averaged over training domains. Consider the evaluation is composed of a number of *independent* sub-tasks ("latent skills" (Tiong et al.)) which are hidden variables, where each of them observes a power law scaling law relationship with the amount of data contributing to this task ("equivalent data size"),

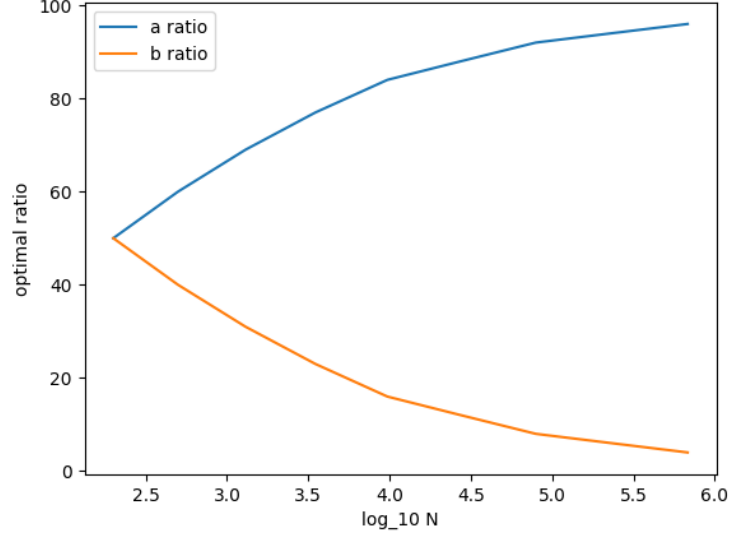


Figure 5: Illustration: optimal data composition scales in exponential-style functions with training data quantity.

$\mathcal{L} = \ell_0 + \beta_a \cdot K_a^{-\gamma_a} + \beta_b \cdot K_b^{-\gamma_b} + \beta_c \cdot K_c^{-\gamma_c} + \dots$ where scalar $K_j \geq 0$ denote equivalent data size for $skill_j$, and constants $(\beta_j, \gamma_j) \geq 0$ are coefficients associated with $skill_j$, respectively. Mathematically, these latent skills can be seen as an orthogonal basis that spans the space of evaluation loss.

Consider training data from each domain D_i contributes to these skills to varying degrees, where Equivalent data size for $skill_j$, K_j , is given as $K_j = c_{j,1} \cdot N_1 + c_{j,2} \cdot N_2 + \dots$ where $N_i = w_i \cdot N$ denotes the amount of training data from domain D_i and constant $c_{j,i}$ is the coefficient measuring the degree of contribution between domain D_i and $skill_j$. Defining diagonal matrices for training data composition $\mathbf{N} = \text{diag}\{N_1, N_2, \dots\}$ and skill data composition $\mathbf{K} = \text{diag}\{K_a, K_b, \dots\}$, we have $\mathbf{K} = \mathbf{A}\mathbf{N}$, where $\mathbf{A}_{ji} = c_{j,i}$ is the matrix for coefficients. For simplicity, we consider training data from each domain will be *distributed* to the skills such that $\forall i, \sum_j N_i = 1$. This gives the amount of total training data from all domains is identical to the amount of total equivalent data for all skills, $\sum_j K_j = \sum_i N_i$. For a training data scale $N = \sum_i N_i = \sum_j K_j$, define optimal skill data composition $\mathbf{K}^* = \text{diag}\{K_a^*, K_b^*, \dots\}$ as the minimizer of \mathcal{L} , given as $\mathbf{K}^* = \arg \min_{\sum_j K_j = N} \ell_0 + \beta_a \cdot K_a^{-\gamma_a} + \beta_b \cdot K_b^{-\gamma_b} + \dots$. Theoretically, there can be an infinite number of latent skills. For analysis, we consider a finite number of k independent skills *most important* for the evaluation. This can be considered as performing Principal Components Analysis (PCA) with orthogonal transformation and selecting the first k independent components. We consider the standard scenario with an equal number of relevant skills and data domains where $k = m$ and \mathbf{A} is a square matrix with full rank. This describes the case where this optimization problem is well-defined. We discuss in App. C.2 what will happen in other scenarios. In this case, \mathbf{A} is invertible and the corresponding optimal training data composition for \mathbf{K}^* can be given as $\mathbf{N}^* = \mathbf{A}^{-1}\mathbf{K}^*$.

We provide the following theorem, which states that for the scenario described above, optimal training data composition scales in exponential-style functions with training data quantity and can be directly predictable from that of smaller scales *without needing to identify the latent skills*.

Theorem 2 (Scaling Latent Skills). *Consider the evaluation is composed of a number of independent sub-tasks ("latent skills") where each of them observes a power law scaling law relationship with the amount of data contributing to this task ("equivalent data size"). Namely, $\mathcal{L} = \ell_0 + \beta_a \cdot K_a^{-\gamma_a} + \beta_b \cdot K_b^{-\gamma_b} + \beta_c \cdot K_c^{-\gamma_c} + \dots$ where scalar $K_j \geq 0$ denote equivalent data size for $skill_j$, and constants $(\beta_j, \gamma_j) \geq 0$ are coefficients associated with $skill_j$, respectively. Define diagonal matrices for training data composition $\mathbf{N} = \text{diag}\{N_1, N_2, \dots\}$ and skill data composition $\mathbf{K} = \text{diag}\{K_a, K_b, \dots\}$. Consider training data from each domain D_i contributes to these skills to varying degrees, given as $\mathbf{K} = \mathbf{A}\mathbf{N}$ where $\mathbf{A}_{ji} = c_{j,i}$ is the matrix for coefficients. Assume the amount of total training data from all domains is identical to the amount of total equivalent data for all skills, $\sum_j K_j = \sum_i N_i$. Assume there is a finite number*

of latent skills and data domains and \mathbf{A} is a square matrix with full rank. For a training data scale $N = \sum_i N_i = \sum_j K_j$, define optimal skill data composition $\mathbf{K}^* = \text{diag}\{K_a^*, K_b^*, \dots\}$ as the minimizer of \mathcal{L} s.t. $\sum_j K_j = N$ with corresponding optimal training data composition. If we have optimal data compositions $\mathbf{N}^{(1)*} = \text{diag}\{N_a^{(1)*}, N_b^{(1)*}, \dots\}$ where its corresponding skill data composition $\mathbf{K}^{(1)*} = \text{diag}\{K_a^{(1)*}, K_b^{(1)*}, \dots\} = \mathbf{A}\mathbf{N}^{(1)*}$ minimizes \mathcal{L} s.t. $\sum_j K_j = \sum_i N^{(1)*} = N^{(1)}$, and $\mathbf{N}^{(2)*} = \text{diag}\{N_a^{(2)*}, N_b^{(2)*}, \dots\}$ where its corresponding skill data composition $\mathbf{K}^{(2)*} = \text{diag}\{K_a^{(2)*}, K_b^{(2)*}, \dots\} = \mathbf{A}\mathbf{N}^{(2)*}$ minimizes \mathcal{L} s.t. $\sum_j K_j^{(2)*} = \sum_i N^{(2)*} = N^{(2)}$ where $N^{(2)} \neq N^{(1)}$, then, other optimal data compositions $\mathbf{N}^{(3)*} = \text{diag}\{N_a^{(3)*}, N_b^{(3)*}, \dots\}$ where its corresponding skill data composition $\mathbf{K}^{(3)*} = \text{diag}\{K_a^{(3)*}, K_b^{(3)*}, \dots\} = \mathbf{A}\mathbf{N}^{(3)*}$ minimizes \mathcal{L} s.t. $\sum_j K_j^{(3)*} = \sum_i N^{(3)*} = N^{(3)}$ where $N^{(3)} \neq N^{(2)} \neq N^{(1)}$ can be given as $\mathbf{N}^{(3)*} = \mathbf{N}^{(2)*}(\mathbf{N}^{(1)*})^{-1}\mathbf{N}^{(2)*}$.

Proof. By definition, we have

$$\mathbf{A}\mathbf{N}^{(1)*} = \mathbf{K}^{(1)*}, \quad \mathbf{A}\mathbf{N}^{(2)*} = \mathbf{K}^{(2)*}, \quad \mathbf{A}\mathbf{N}^{(3)*} = \mathbf{K}^{(3)*}$$

From results of Theorem 1, we have

$$\mathbf{K}^{(3)*} = \mathbf{K}^{(2)*}(\mathbf{K}^{(1)*})^{-1}\mathbf{K}^{(2)*}$$

which gives

$$\mathbf{A}\mathbf{N}^{(3)*} = (\mathbf{A}\mathbf{N}^{(2)*})(\mathbf{A}\mathbf{N}^{(1)*})^{-1}\mathbf{A}\mathbf{N}^{(2)*}$$

Since \mathbf{A} is invertible and \mathbf{N} and \mathbf{K} are diagonal matrices, naturally,

$$(\mathbf{A}\mathbf{N}^{(1)*})^{-1} = (\mathbf{N}^{(1)*})^{-1}\mathbf{A}^{-1}$$

and we have

$$\mathbf{A}\mathbf{N}^{(3)*} = \mathbf{A}\mathbf{N}^{(2)*}[(\mathbf{N}^{(1)*})^{-1}\mathbf{A}^{-1}]\mathbf{A}\mathbf{N}^{(2)*} = \mathbf{A}\mathbf{N}^{(2)*}(\mathbf{N}^{(1)*})^{-1}\mathbf{N}^{(2)*}$$

This directly gives

$$\mathbf{N}^{(3)*} = \mathbf{A}^{-1}\mathbf{A}\mathbf{N}^{(2)*}(\mathbf{N}^{(1)*})^{-1}\mathbf{N}^{(2)*} = \mathbf{N}^{(2)*}(\mathbf{N}^{(1)*})^{-1}\mathbf{N}^{(2)*}$$

which completes the proof.

The above result does not require identifying the latent skills or observing skill data compositions \mathbf{K} . Rather, the theorem gives that as long as the coefficient matrix \mathbf{A} is invertible, the scaling of \mathbf{N} complies to the same scaling law as in Sec. 3.3. \square

Remark 2 (what happens when \mathbf{A} is not invertible.). *In general, if \mathbf{A} is not invertible, scaling for optimal training data composition is not directly predictable. Specifically, if \mathbf{A} does not have full rank, there exists redundant domains/data sources where their contribution to the skills are identical/exact multipliers of each other. Some data sources may not be needed at any scale; if \mathbf{A} has more rows than columns (more domains than skills), this suggests multiple training data compositions can achieve the same skills data composition and the optimal training data compositions are non-unique (infinitely many). If \mathbf{A} has more columns than rows (more skills than domains), this means there are too many skills to optimize for. No optimal training data composition exists and one has to make trade-offs. If this is relevant to the practical needs, training data may be processed with additional techniques such as clustering and split into more different domains.*

APPENDIX D EXPERIMENTAL DETAILS AND ADDITIONAL RESULTS

D.1 EXPERIMENTAL DETAILS OF SEC. 5.2

Model Training GPT-2 Large is a variant of the GPT-2 architecture, featuring an embedding dimension of 1280, 36 transformer layers, and 20 attention heads. We rely on the Hugging Face Transformers library for implementation (Wolf et al., 2019). Specific training hyperparameters are detailed in Table 2.

Architecture	gpt2
Optimizer	AdamW
Tokenizer Vocabulary Size	50257
Batch Size Per Device	1
Gradient Accumulation Steps	10
Maximum Learning Rate	2e-4
LR Schedule	Linear
Weight Decay	1e-2
Warm-up Ratio	10%
Epochs	3
GPU Hardware	8x NVIDIA A100/8x NVIDIA H100

Table 2: The list of hyperparameters for GPT-2 Large pretraining.

Dataset Details The RedPajama dataset is available at: <https://huggingface.co/datasets/togethercomputer/RedPajama-Data-1T>. The 7 domains involved are characterized as follows:

- **Commoncrawl**: A vast repository of web-crawled data, providing a heterogeneous mix of internet text.
- **C4**: The Colossal Clean Crawled Corpus, filtered to remove low-quality content, thus ensuring the reliability and cleanliness of the data.
- **GitHub**: This domain includes a compilation of publicly available code repositories, offering a rich source of syntactic and semantic patterns inherent in programming languages.
- **Books**: A collection of textual content from published books, providing diverse narrative styles and complex character developments.
- **ArXiv**: Comprising scientific papers primarily from the fields of physics, mathematics, computer science, and quantitative biology, this domain offers high-quality, scholarly content.
- **Wikipedia**: A well-organized and meticulously curated dataset of encyclopedia articles, delivering a broad spectrum of knowledge across multiple disciplines. We only use English samples with 'en' in meta-data.
- **StackExchange**: This domain captures a variety of user-generated content from discussions and question-answer sessions across numerous technical topics.

Given copyright restrictions with the Books domain on Hugging Face, we have opted for an alternative source available at <https://yknzhu.wixsite.com/mbweb>.

For each domain, we ensure only samples with more than 1000 characters are retained. For each sample, the first 1000 characters are truncated, with the exception of the ArXiv and GitHub domains where we randomly extract a continuous block of 1000 characters. For the Wikipedia domain, we keep only those samples that are in English. Samples are selected without replacement, based on the computed data volume for each domain. Additionally, for each domain, a held-out dataset comprising 10K samples is reserved to evaluate the perplexity of the pretrained model.

D.2 EXPERIMENTAL DETAILS OF SEC. 5.3

Model Training We employ the BERT-base-uncased model from the Hugging Face Transformers library. Originally, BERT’s pretraining scheme involved MLM and next sentence prediction (NSP); however, in our experiments, we exclusively utilize MLM. Detailed training hyperparameters can be found in Table 3.

Dataset Details The 5 domains of training data utilized are listed as follows:

- **Amazon Reviews**: A compilation of customer reviews from Amazon, widely utilized in sentiment analysis studies, available at: https://huggingface.co/datasets/amazon_us_reviews.

Architecture	bert-base-uncased
Max Token Length	300
Mask Token Percentage	15%
Optimizer	AdamW
Batch Size Per Device	12
Devices	4
Maximum Learning Rate	1e-4
LR Schedule	Linear
Weight Decay	1e-2
Warm-up Steps	3000
Epochs	1 ~ 4
GPU Hardware	4x NVIDIA RTX A6000

Table 3: The list of hyperparameters for BERT pretraining.

- **Arxiv**: Comprises 1.7 million articles from arXiv, available at: https://www.tensorflow.org/datasets/catalog/scientific_papers.
- **Books**: A corpus of 11,038 novels by unpublished authors across 16 genres, available at: <https://yknzhu.wixsite.com/mbweb>.
- **Wikipedia**: Offers datasets extracted from Wikipedia in various languages, available at: <https://www.tensorflow.org/datasets/catalog/wikipedia>. We only use English samples with 'en' in meta-data.
- **Open WebText Corpus (OWTC)**: A corpus of English web texts from Reddit posts, available at: <https://skylion007.github.io/OpenWebTextCorpus/>.

3 held-out non-training domains used in the evaluation include:

- **PubMed**: Features 19,717 diabetes-related publications from the PubMed database, organized into three classes and linked by a network of 44,338 citations, available at: https://www.tensorflow.org/datasets/catalog/scientific_papers
- **News**: Comprises a significant collection of news articles derived from CommonCrawl, specifically from 5000 news domains indexed by Google News, available at: <https://github.com/rowanz/grover/blob/master/realnews/README.md>
- **GitHub**: A curated selection from the RedPajama dataset, this segment includes an array of open-source code projects, available at: <https://huggingface.co/datasets/togethercomputer/RedPajama-Data-1T>

D.3 IMPLEMENTATION DETAILS OF BASELINES

Implementation details We followed the official implementation³ of DOREMI for our experiments. We evaluated two sets of reference domain weights: (1) the domain weights utilized in the LLaMA-2 paper Touvron et al. (2023) (referred to as LLaMA weights), and (2) uniform weights. Both the reference and proxy models have 120M parameters and are trained from scratch. We use GPT-2 tokenizer with a vocabulary size of roughly 50K. For LLaMA weights, we train each model for 20K, 50K and 200K steps for comparison. For uniform weights, we train each model for 10K, 20K and 50K steps. Refer to Table 4 for detailed hyperparameters. The effect of reference weights on the output DOREMI is discussed in Fig.9.

D.4 EVALUATION DETAILS

GPT/CLM The following tasks are considered for downstream performance evaluation, in line with the setup from (Mehta et al., 2024; Gadre et al., 2024). For few-shot tasks, the demonstrations are sampled at random.

³<https://github.com/sangmichaelxie/doremi>

Architecture	Decoder-only LM
Max Token Length	1024
Optimizer	AdamW
Batch Size Per Device	8
Devices	8
Maximum Learning Rate	2e-4
LR Schedule	Linear
Weight Decay	1e-2
Warm-up Steps	3000
Epochs	1
GPU Hardware	8x NVIDIA RTX A6000

Table 4: The list of hyperparameters for DOREMI.

- **BoolQ** (Clark et al., 2019) consists of a question-answering format that requires binary yes/no answers.
- **HellaSwag** (Zellers et al., 2019) challenges models on their ability to make commonsense inferences.
- **PIQA** (Bisk et al., 2020) focuses on evaluating a model’s commonsense reasoning regarding physical interactions.
- **TruthfulQA** (Lin et al., 2021) is designed to assess the ability of models to generate truthful and factual responses.
- **PubMedQA** (Jin et al., 2019) offers a dataset for evaluating question-answering in the biomedical domain.
- **CrowsPairs-English** (Nangia et al., 2020) tests models on their ability to identify and correct stereotypical biases in English text.
- **ARC-Easy** (Clark et al., 2018) presents a set of relatively simpler scientific reasoning questions, aimed at evaluating a model’s basic understanding of scientific principles.
- **BigBench-Novel Concepts** (Srivastava et al., 2022) serves as a test of the model’s creative abstraction skills, challenging it to make sense of scenarios that it could not have memorized during training.

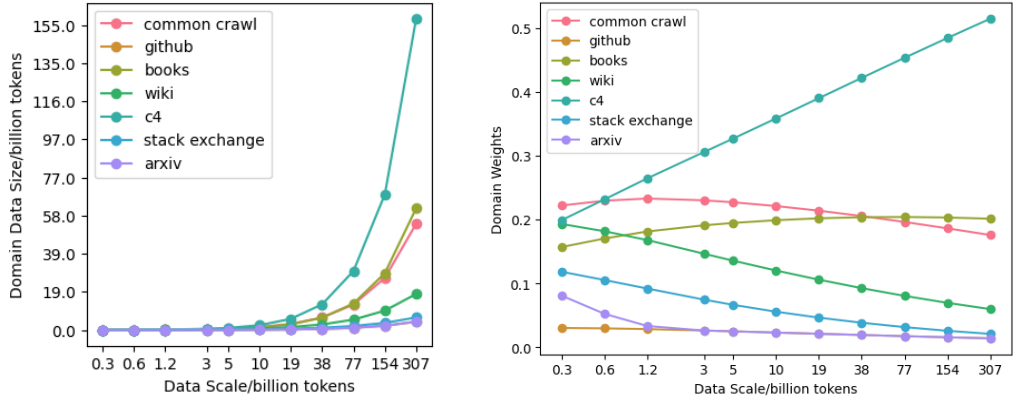
BERT/MLM For each task, we conduct supervised fine-tuning on the corresponding training data and test the fine-tuned model on the validation data. The hyperparameters for supervised fine-tuning are given in Table 5.

Architecture	bert-base-uncased
Max Token Length	128
Batch Size Per Device	8 or 300
Optimizer	AdamW
Devices	4
Maximum Learning Rate	2e-5 or 5e-5
Epochs	3
GPU Hardware	4x NVIDIA RTX A6000

Table 5: The list of hyperparameters for supervised fine-tuning of BERT.

D.5 ADDITIONAL RESULTS OF SEC. 5.2

Fig. 6 depicts AUTOSCALE-predicted domain weights for training 774M Decoder-only LMs. Optimal data quantity for each domain grows in exponential-style functions with training data scale (left) where data sources with diverse samples (e.g., C4) are upweighted relative to domains with standard format (e.g., Wikipedia).



(a) AUTOSCALE-predicted optimal data quantity for each domain as training data scales up. (b) AUTOSCALE-predicted optimal domain weights as training data scales up.

Figure 6: AUTOSCALE-predicted domain weights for training 774M Decoder-only LMs. Optimal data quantity for each domain grows in exponential-style functions with training data scale (left) where data sources with diverse samples (e.g., C4) are upweighted relative to domains with standard format (e.g., Wikipedia).

Fig. 7 shows that when training on up to 5B tokens, AUTOSCALE-predicted weights decreases val loss at least 25% faster than any baseline with up to 37% speed up.

Fig. 8 visualizes domain weights used for training GPT-2 Large, given by different methods.

Table 6 examines the domain-specific perplexity of GPT-2 Large trained on 3 billion tokens, respectively. Notably, AUTOSCALE achieves the lowest average validation perplexity and significantly reduces the perplexity in the worst-performing domains.

Fig. 9 visualizes DOREMI optimized domain weights with different reference weights and training steps. Training proxy/reference models for different steps gives different weights. It is unclear which weights are optimal. DOREMI recommends 200k steps, which equals >100B tokens in the default setup. Since optimization was conducted relative to the reference weights, reference weights have a profound impact on DOREMI’s output.

Domain/Method	AutoScale	DoReMi (Ref)	Data Mixing Laws (ref)	LLaMA	Uniform (30% more tokens)
Common Crawl	25.598	24.116	30.824	21.464	28.351
Github	7.482	6.678	5.845	7.376	5.784
Books	29.162	33.324	34.450	35.533	31.14
Wikipedia	18.828	17.154	26.795	21.110	19.57
C4	34.242	39.429	38.521	37.393	40.323
Stack Exchange	15.991	15.393	14.519	20.133	13.890
Arxiv	16.558	15.638	12.372	17.598	13.082
Average	21.123	21.676	23.333	22.944	21.736
Worst-domain	34.242	39.429	38.521	37.393	40.323

Table 6: Domain perplexity for 774M Decoder-only LMs trained for 3B tokens. AUTOSCALE notably achieves the lowest average validation perplexity while also significantly decreasing worse-domain perplexity.

D.6 ADDITIONAL RESULTS OF SEC. 5.3

Fig. 10(b) shows the results on fitting validation loss with power-law functions, directly approximating how loss changes with each domain’s data quantity. Compared to BERT models trained with MLM (right), GPT models trained with CLM (left) demonstrate a much stronger response to domain reweighting. In final results, GPT/CLM achieved > 2x speed-up margins relative to uniform weights compared to BERT/MLM.

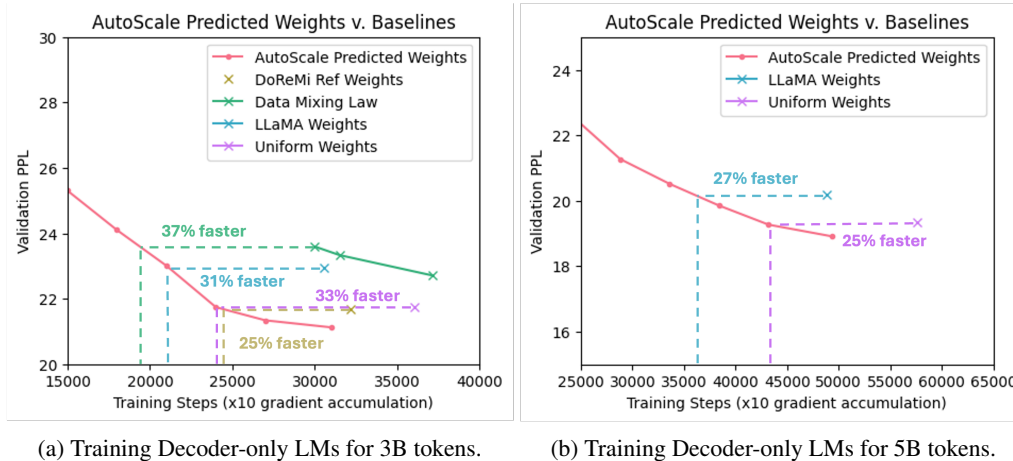


Figure 7: AUTOSCALE-predicted weights decreases val loss at least 25% faster than any baseline with up to 37% speed up. Despite LLaMa weights being very different from uniform weights, they yield highly similar training efficiency at these data scales.

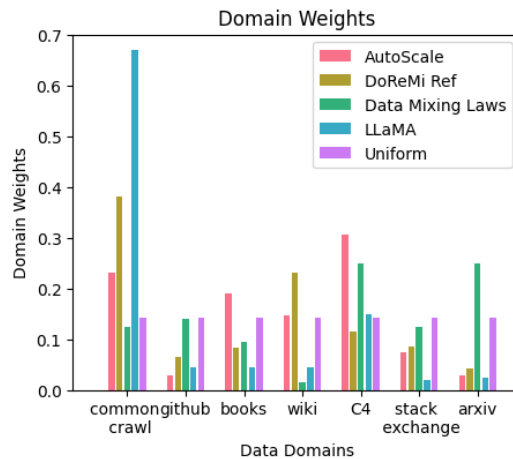


Figure 8: Domain Weights used for training 774M Decoder-only LMs for 3B tokens. (Domain weights for DATA MIXING LAWS and DOREMI are from references (Ye et al., 2024) and (Fan et al., 2023), respectively, which are implemented on the same datasets/data domains with highly similar model architecture/model size/tokenizers.)

Fig. 11 depicts the AUTOSCALE-predicted domain weights for training BERT. It is evident that optimal data quantity for each domain grows in exponential-style functions with training data scale where data sources with diverse samples (e.g., WebText) are upweighted relative to domains with standard format (e.g., ArXiv).

Table 7 shows AUTOSCALE notably improving training efficiency for BERT models on all scales—even for a considerably large scale, 288k steps, the speedup margin remains visible.

Data Scale/steps	18k	36k	72k	144k	288k
Final Loss (exp)	38.32	16.94	10.97	8.13	6.30
Steps Saved	5k (28%)	5k (14%)	10k (14%)	20k (14%)	20k (10%)

Table 7: AUTOSCALE notably improving training efficiency for BERT models on all scales—even for a considerably large scale, 288k steps, the speedup margin remains visible.

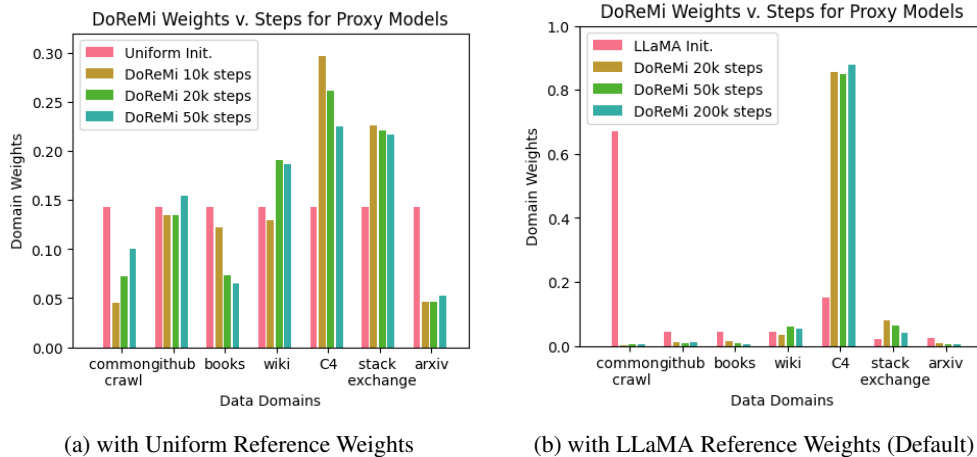


Figure 9: DOREMI with different reference weights and steps. Training proxy/reference models for different steps gives different weights. It is unclear which weights are optimal. DOREMI recommends 200k steps, which equals $>100B$ tokens in the default setup. Since optimization was conducted relative to the reference weights, reference weights have a profound impact on DOREMI’s output.

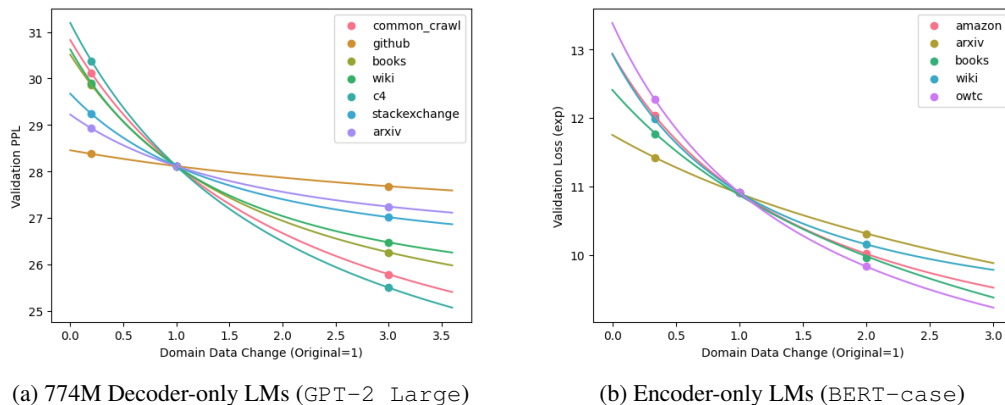


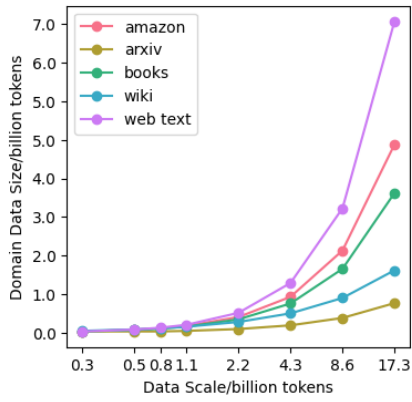
Figure 10: Fitting validation loss with power-law functions, directly approximating how loss changes with each domain’s data quantity. Compared to BERT models trained with MLM (right), GPT models trained with CLM (left) demonstrate a much stronger response to domain reweighting. In final results, GPT/CLM achieved $> 2\times$ speed-up margins relative to uniform weights compared to BERT/MLM.

D.7 RUNTIME ANALYSIS

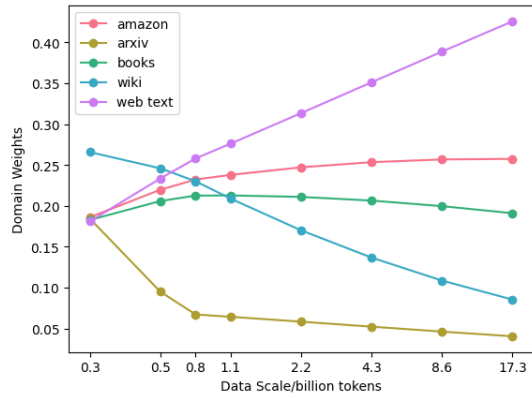
Training a GPT-2 large model from scratch for 3B tokens requires 15.5 hours on 8x NVIDIA A100 40GB SXM GPUs or 9 hours on 8x NVIDIA H100 80GB GPUs. Training time increases linearly with the number of training tokens on both types of GPUs.

Training BERT-base models takes 2 hours for every 18k steps on 4x NVIDIA A6000 48GB GPUs. Computational time grows linearly with the number of training steps.

Training reference models for DOREMI takes one hour for every 10K steps on 8x NVIDIA A6000 48GB GPUs. Computational time grows linearly with the number of training steps. Similar runtime for training proxy models for DOREMI.



(a) AUTOSCALE-predicted optimal data quantity for each domain as training data scales up.



(b) AUTOSCALE-predicted optimal domain weights as training data scales up.

Figure 11: AUTOSCALE-predicted domain weights for training Encoder-only LMs (BERT). Optimal data quantity for each domain grows in exponential-style functions with training data scale (left) where data sources with diverse samples (e.g., `WebText`) are upweighted relative to domains with standard format (e.g., `ArXiv`).