

Optical effects induced in unmagnetized chiral cold plasma

Filipe S. Ribeiro^{ID^a*}, Pedro D. S. Silva^{ID^a†} and Manoel M. Ferreira Jr.^{ID^{a,b‡}}

^aPrograma de Pós-graduação em Física, Universidade Federal do Maranhão,
Campus Universitário do Bacanga, São Luís, Maranhão 65080-805, Brazil and

^bDepartamento de Física, Universidade Federal do Maranhão,
Campus Universitário do Bacanga, São Luís, Maranhão 65080-805, Brazil

Unmagnetized cold plasma modes are investigated in the context of the chiral Maxwell-Carroll-Field-Jackiw (MCJF) electrodynamics, where the axion chiral factor acts retrieving some typical properties of magnetized plasmas. The Maxwell equations are rewritten for a cold, uniform, and collisionless fluid plasma model, allowing us to determine the dispersion relation, new refractive indices and propagating modes. We find four distinct refractive indices modified by the purely timelike CFJ background that plays the magnetic conductivity chiral parameter role, associated with right-circularly polarized [RCP] and left-circularly polarized [LCP] waves. For each refractive index, the propagation and absorption zones are determined and illustrated for some specific parameter values. Modified RCP and LCP helicons are found in the low-frequency regime. The optical behavior is investigated, revealing that the chiral factor induces birefringence, measured in terms of the rotatory power (RP). The dichroism coefficient is carried out for the absorbing zones. The negative refraction zones may enhance the involved rotatory power, yielding RP sign reversion, a feature of rotating plasmas and MCFJ chiral plasmas.

PACS numbers: 11.30.Cp, 41.20.Jb, 41.90.+e, 42.25.Lc

I. INTRODUCTION

The properties of electromagnetic modes in a cold magnetized plasma are described by the standard Maxwell equations written in continuous media [1–9], which provides the basis for the radio wave propagation in the ionosphere, where the earth magnetic field plays a key role [10–12]. Although most plasma investigations occur in the presence of an averaged magnetic field, non-magnetized plasmas have also been explored in some extension, including topics such as vortex beams propagation [13–16], dusty plasma systems [17–22], nonlinear propagating waves [23–27] and self-focusing beams [28, 29]. In the astrophysical context, electrodynamics of unmagnetized plasma was investigated in an expanding universe scenario [30]. Recently, unmagnetized plasmas have been considered around rotating black holes to study the properties of shadows [31–35].

Cold plasma theory is usually addressed in terms of the differential equations,

$$\frac{\partial n}{\partial t} + \nabla \cdot (n\mathbf{u}) = 0, \quad (1)$$

$$\frac{\partial \mathbf{u}}{\partial t} + \mathbf{u} \cdot \nabla \mathbf{u} = \frac{q}{m} (\mathbf{E} + \mathbf{u} \times \mathbf{B}_0), \quad (2)$$

where n is the electron number density, \mathbf{u} is the electron fluid velocity field, q , and m are the electron charge and mass, respectively. For unmagnetized plasmas, defined in the absence of an external magnetic field, $\mathbf{B}_0 = 0$, the

term $(\mathbf{u} \times \mathbf{B}_0)$ on the right-hand side of Eq. (2) should be omitted. When one considers that the ions are infinitely massive and thermal/collisional effects can be neglected, the cold plasmas [8] are well described by a linearized system of equations written in terms of the fluctuations of relevant physical quantities around average values (constant in time and space),

$$n = n_0 + \delta n, \quad (3a)$$

$$\mathbf{u} = \delta \mathbf{u}, \quad (3b)$$

$$\mathbf{E} = \delta \mathbf{E} \quad (3c)$$

$$\mathbf{B} = \delta \mathbf{B}, \quad (3d)$$

with δn , $\delta \mathbf{u}$, $\delta \mathbf{E}$, and $\delta \mathbf{B}$ being first-order plane wave magnitude perturbations, and the quantity n_0 is the average density value. Equation (3d) is the unmagnetized simple version of the linearized full expression, $\mathbf{B} = \mathbf{B}_0 + \delta \mathbf{B}$, that holds for magnetized plasmas. Performing the usual procedure, we write the corresponding diagonal dielectric tensor,

$$\varepsilon_{ij}(\omega) = \varepsilon_0 (1 - \omega_p^2/\omega^2) \delta_{ij}, \quad (4)$$

where $\omega_p^2 = n_0 q^2/m\epsilon_0$ is the plasma frequency.

The usual investigation for wave propagation in plasmas yields a well-known longitudinal plasma oscillation, at the frequency $\omega = \omega_p$, and a linearly polarized mode for the transversal propagating wave, associated with the following refractive index:

$$n = \sqrt{1 - \omega_p^2/\omega^2}. \quad (5)$$

The expression (5) also entails the existence of a cutoff at the plasma frequency ω_p , below which the transversal mode can not propagate.

* filipe.ribeiro@discente.ufma.br, filipe99ribeiro@hotmail.com

† pedro.dss@ufma.br, pdiego.10@hotmail.com

‡ manoeljr.ufma@gmail.com, manoel.messias@ufma.br

The optical activity, manifested as the rotation of the polarization vector of the propagating wave (birefringence), is one optical signature of magnetized plasmas where the external field implies anisotropy, inducing the so-called Faraday effect [36]. In the absence of an external magnetic field, conventional plasmas do not exhibit optical activity, which is an important difference between these two cases. Optical activity has been an important topic in condensed matter chiral systems [37], being a feature of bi-isotropic [38] and bi-anisotropic electrodynamics [39–44], in which birefringence and optical rotation [45] occur.

As well-known, the MCFJ theory is endowed with *CPT* and Lorentz violation (LV), representing the *CPT*-odd piece of the $U(1)$ gauge sector of the Standard Model Extension (SME) [46, 47]. The SME has been widely examined in many scenarios, such as in radiative evaluations [48, 49], topological defects solutions [50], supersymmetry [51], and classical and quantum aspects [52].

The MCFJ electrodynamics has also a relevant connection with the axion Lagrangian [53, 54],

$$\mathcal{L} = -\frac{1}{4}F^{\mu\nu}F_{\mu\nu} + \theta(\mathbf{E} \cdot \mathbf{B}), \quad (6)$$

where $F_{\mu\nu} = \partial_\mu A_\nu - \partial_\nu A_\mu$ is the field strength tensor and θ is the scalar axion field. In the case the axion derivative is a constant vector, $\partial_\mu \theta = (k_{AF})_\mu$, Lagrangian (6) yields the MCFJ term,

$$\mathcal{L} = -\frac{1}{4}G^{\mu\nu}F_{\mu\nu} + \frac{1}{4}\epsilon^{\mu\nu\alpha\beta}(k_{AF})_\mu A_\nu F_{\alpha\beta}, \quad (7)$$

where $(k_{AF})_\mu$ is the 4-vector CFJ background and $G^{\mu\nu} = \frac{1}{2}\chi^{\mu\nu\alpha\beta}F_{\alpha\beta}$ is the constitutive field strength tensor that defines the continuous substrate where this theory is set¹.

Lagrangian (7) describes the MCFJ electrodynamics in matter and yields the modified inhomogeneous Maxwell equations,

$$\nabla \cdot \mathbf{D} = -\mathbf{k}_{AF} \cdot \mathbf{B}, \quad (8)$$

$$\nabla \times \mathbf{H} - \frac{\partial \mathbf{D}}{\partial t} = -k_{AF}^0 \mathbf{B} + \mathbf{k}_{AF} \times \mathbf{E}, \quad (9)$$

where $G^{i0} = D^i$, $G^{ij} = -\epsilon_{ijk}H^k$, and $(k_{AF})^\mu = (k_{AF}^0, \mathbf{k}_{AF})$. The homogeneous Maxwell equations are obtained from the Bianchi identity $\partial_\mu \tilde{F}^{\mu\nu} = 0$.

The modified Ampère's law (9) contains a chiral magnetic current density

$$\mathbf{J}_B = k_{AF}^0 \mathbf{B}, \quad (10)$$

where k_{AF}^0 plays the role of magnetic conductivity. The other additional term that appears in Ampère's law is the anomalous Hall current density,

$$\mathbf{J}_{AH} = \mathbf{k}_{AF} \times \mathbf{E}, \quad (11)$$

where the chiral vector \mathbf{k}_{AF} represents the anomalous Hall conductivity. These currents have been used to investigate electromagnetic properties of matter endowed with the CME and AHE [56], in connection with the description of Weyl semimetals.

The chiral magnetic effect (CME) [57–60] is a macroscopic quantum effect and consists of a linear magnetic current law, $\mathbf{J} = \sigma_B \mathbf{B}$, arising from an asymmetry (imbalance) between the number density of left- and right-handed chiral fermions, being largely addressed in many distinct contexts [61–68]. Non-linear CME has also been considered in Weyl semimetals (WSMs) [69], where electric and magnetic fields applied yield a current effectively proportional to B^2 , that is, $\mathbf{J} = \sigma(\mathbf{E} \cdot \mathbf{B})\mathbf{B}$ [70–72]. The anomalous Hall effect (AHE) is the macroscopic generation of an electric current in the presence of an electric field, due to the separation between the energy-crossing points in momentum space for right-handed and left-handed fermions [73–76]. Such effect has been investigated in different contexts, such as in non-collinear antiferromagnets [77, 78], chiral spin-liquids [79], and WSMs [80]. It has also been considered in the propagation of surface plasmon-polaritons in WSMs [81]. Optical effects in systems endowed with AHE were also addressed, such as WSM with broken time-reversal and inversion symmetries [80, 82], as well as in the context of the MCFJ electrodynamics in continuous media [83].

Cold magnetized plasma has been examined in the context of chiral bi-isotropic extended constitutive relations, with the attainment of the negative refraction associated with the chirality parameter [84, 85]. Chiral cold plasmas were also investigated in the scenario of the axion-like Maxwell-Carroll-Field-Jackiw (MCFJ) electrodynamics [86, 87], considering the influence of the chiral magnetic current and anomalous Hall current. The properties of the propagating modes have been discussed, such as birefringence, absorption, and optical rotation, highlighting the role played by the chiral scalar factor, k_{AF}^0 , and the chiral vector \mathbf{k}_{AF} , both engendering RP reversion.

In this work, we study the propagation of electromagnetic waves in an unmagnetized chiral (parity-odd) plasma ruled by the MCFJ electrodynamics endowed with the purely timelike chiral factor, $(k_{AF})^\mu = (k_{AF}^0, \mathbf{0})$, which also plays the role of chiral magnetic conductivity. This restriction is also very usual in cold dark matter research, where the space variation of the axion field can be neglected, with $\nabla \theta = \mathbf{k}_{AF} = \mathbf{0}$. The main purpose of this work is to investigate propagation and absorption zones, as well as the conditions of such behaviors. Thus, the dispersion relations and refractive indices are determined. Optical effects, such as birefringence and dichroism, are discussed and used to compare different

¹ The 4-rank tensor, $\chi^{\mu\nu\alpha\beta}$ is the medium constitutive tensor [55], which provides the electric and magnetic responses of the medium. The electric permittivity and magnetic permeability tensors are $\epsilon_{ij} \equiv \chi^{0ij0}$ and $\mu_{lk}^{-1} \equiv \frac{1}{4}\epsilon_{ijl}\chi^{ijmn}\epsilon_{mnk}$, respectively. The usual isotropic constitutive relations are provided from isotropic polarization and magnetization. Then, it holds $\epsilon_{ij} = \epsilon\delta_{ij}$ and $\mu_{ij}^{-1} = \mu^{-1}\delta_{ij}$, which yield the relations $\mathbf{D} = \epsilon\mathbf{E}$, $\mathbf{H} = \mu^{-1}\mathbf{B}$.

cold chiral plasma scenarios with the magnetized conventional behavior. The chiral factor appears bringing about new properties to the unmagnetized panorama, as optical activity, negative refraction and RP sign reversion.

This paper is outlined as follows. In Sec. II, we obtain the dispersion relation, refractive indices, and propagating modes for the chiral cold unmagnetized plasma under consideration. The profile of the refractive indices is examined for two possible configurations. The dispersion relations, $\omega \times k$, are also displayed and discussed. In Sec. III, optical effects (birefringence and dichroism) are addressed in the cases examined. In Sec. IV, we summarize the results and perspectives.

II. WAVE PROPAGATION IN CHIRAL PLASMA

In this section, we derive the collective electromagnetic modes for a cold unmagnetized chiral plasma, whose modified Maxwell equations yield

$$\left[n^2 \delta_{ij} - n^i n^j - \frac{\varepsilon_{ij}}{\varepsilon_0} - i \frac{V_0}{\omega} \varepsilon_{ikj} n^k \right] E^j = 0, \quad (12)$$

with the electrical permittivity ε_{ij} given in (4) and $V_0 = k_{AF}^0/\varepsilon_0$, the redefined timelike component of the chiral background, while $\mathbf{n} = c\mathbf{k}/\omega$ is the refractive index. In matrix form, Eq. (12) reads

$$\begin{bmatrix} n^2 - n_x^2 - P & -n_x n_y + i(V_0/\omega) n_z & -n_x n_z - i(V_0/\omega) n_y \\ -n_x n_y - i(V_0/\omega) n_z & n^2 - n_y^2 - P & -n_y n_z + i(V_0/\omega) n_x \\ -n_x n_z + i(V_0/\omega) n_y & -n_y n_z - i(V_0/\omega) n_x & n^2 - n_z^2 - P \end{bmatrix} \begin{bmatrix} \delta E_x \\ \delta E_y \\ \delta E_z \end{bmatrix} = 0, \quad (13)$$

where

$$P = 1 - \frac{\omega_p^2}{\omega^2}. \quad (14)$$

For simplicity, let us consider the refractive index parallel to the magnetic field, $\mathbf{n} = n\hat{z}$, such that the latter system becomes

$$\begin{bmatrix} n^2 - P & i(V_0/\omega) n & 0 \\ -i(V_0/\omega) n & n^2 - P & 0 \\ 0 & 0 & -P \end{bmatrix} \begin{bmatrix} \delta E_x \\ \delta E_y \\ \delta E_z \end{bmatrix} = 0, \quad (15)$$

whose solution stems from the null determinant condition, $\det[M_{ij}] = 0$,

$$P \left[\omega^2 (n^2 - P)^2 - n^2 V_0^2 \right] = 0, \quad (16)$$

the dispersion equation of the system. For longitudinal wave configuration, $\delta\mathbf{E} = (0, 0, \delta E_z)$, a non propagating mode appears at the plasma frequency, $\omega = \omega_p$, associated with $P = 0$. Such a longitudinal oscillation is the same one existing for a usual unmagnetized plasma, being called plasmon. Plasmon is also known in solid-state context, representing the collective mode of electrons vibrating (longitudinally) under the action of the electromagnetic field.

For transverse waves, $\mathbf{n} \perp \delta\mathbf{E}$ or $\delta\mathbf{E} = (\delta E_x, \delta E_y, 0)$, the dispersion relation (16) yields

$$(n^2 - P)^2 - n^2 (V_0/\omega)^2 = 0, \quad (17)$$

also written as,

$$n^2 \pm \frac{V_0}{\omega} n - P = 0, \quad (18)$$

which provides, using the relation (14), the following refractive indices:

$$n_{R,M} = -\frac{V_0}{2\omega} \pm \sqrt{1 + \left(\frac{V_0}{2\omega}\right)^2 - \frac{\omega_p^2}{\omega^2}}, \quad (19)$$

$$n_{L,E} = \frac{V_0}{2\omega} \pm \sqrt{1 + \left(\frac{V_0}{2\omega}\right)^2 - \frac{\omega_p^2}{\omega^2}}. \quad (20)$$

The refractive indices above may be real, imaginary, or complex (presenting both pieces) at some frequency ranges, where real and imaginary parts are associated with the propagation and absorption of the electromagnetic mode, respectively.

The propagating modes associated with the refractive indices in (19) and (20) are the eigenvectors (with a null eigenvalue) obtained from the system (15), in terms of circularly polarized waves. One obtains a LCP mode, associated with the indices n_L and n_E ,

$$n_L, n_E \mapsto \mathbf{E}_{LCP} = \frac{i}{\sqrt{2}} \begin{bmatrix} 1 \\ i \\ 0 \end{bmatrix}, \quad (21)$$

and a RCP mode, connected with the indices n_R and n_M ,

$$n_R, n_M \mapsto \mathbf{E}_{RCP} = \frac{i}{\sqrt{2}} \begin{bmatrix} 1 \\ -i \\ 0 \end{bmatrix}. \quad (22)$$

It is easy to notice that the indices n_R, n_E , given by Eqs. (19) and (20) share the same standard cutoff frequency, ω_p , while the refractive indices n_L and n_M have no real roots. It is important to notice that the radicand,

$$R(\omega) = 1 + \left(\frac{V_0}{2\omega}\right)^2 - \frac{\omega_p^2}{\omega^2}, \quad (23)$$

in Eqs. (19) and (20), has a single positive root, given by

$$\omega_{rad} = \sqrt{\omega_p^2 - V_0^2/4}. \quad (24)$$

Such a root, when real or imaginary, is useful to define two main scenarios, introduced below.

- Scenario 1: for

$$V_0^2/4 < \omega_p^2, \quad (25)$$

the root ω_{rad} is real, and the factor $R(\omega)$ can be negative for $\omega < \omega_{rad}$ or positive for $\omega > \omega_{rad}$. In this case, the indices (19) and (20) are complex for $\omega < \omega_{rad}$ and real for $\omega > \omega_{rad}$.

- Scenario 2: for

$$V_0^2/4 > \omega_p^2. \quad (26)$$

the root ω_{rad} is imaginary and the factor $R(\omega)$ is always positive, implying real indices for any frequency.

In the following, the behavior of the refractive indices (19) and (20) is examined and illustrated, considering the conditions (25) and (26).

In the absence of the chiral factor, $V_0 = 0$, the indices (19) and (20) reduce to the unmagnetized conventional expressions,

$$\tilde{n}_{\pm} = \pm \sqrt{1 - \frac{\omega_p^2}{\omega^2}}, \quad (27)$$

which will be used as comparison standard for indicating the chiral factor effects.

A. About the index n_R

We now discuss some aspects of the index n_R , which has a root at $\omega = \omega_p$. The behavior of n_R in terms of the dimensionless parameter ω/ω_c is illustrated in Figs. 1 and 2, which show the real and imaginary pieces of the refractive index n_R under the condition (25) and (26), respectively.

For the condition (25), we point out:

- For $\omega \rightarrow 0$, the real piece of n_R tends to infinity (negatively), $\text{Re}[n_R] \rightarrow -\infty$, while its imaginary part tends to infinity (positively), $\text{Im}[n_R] \rightarrow \infty$. This behavior differs from the usual case, where $\text{Re}[\tilde{n}_+] = 0$ and $\text{Im}[\tilde{n}_+] \rightarrow \infty$ as $\omega \rightarrow 0$. See black lines in Fig. 1.
- For $0 < \omega < \omega_{rad}$, it occurs a negative refractive index zone with absorption, where $\text{Re}[n_R] < 0$ and $\text{Im}[n_R] \neq 0$, as shown in Fig. 1. In the usual case, this negative refraction region does not exist.

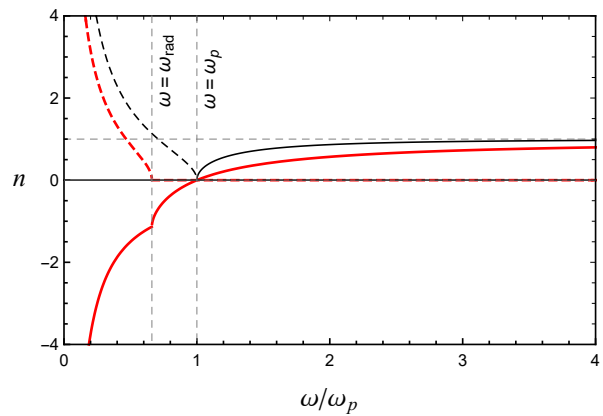


FIG. 1. Index of refraction n_R under the condition (25). The dashed red (black) line corresponds to the imaginary piece of n_R (\tilde{n}_+), while the solid red (black) line represents the real piece of n_R (\tilde{n}_+), where the index \tilde{n}_+ is given in Eq. (27). The scalar chiral parameter induces a new propagation window of negative refraction near the plasma frequency. Here, $V_0 = (3/2)\omega_p$, and $\omega_p = 1 \text{ rad s}^{-1}$.

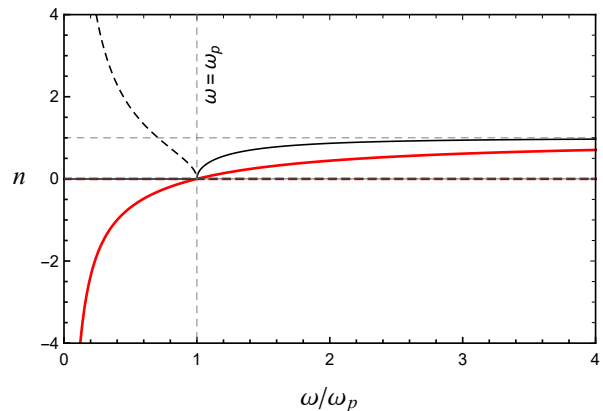


FIG. 2. Index of refraction n_R under the condition (26). The dashed red (black) line corresponds to the imaginary piece of n_R (\tilde{n}_+), while the solid red (black) line represents the real piece of n_R (\tilde{n}_+). The scalar chiral parameter induces a propagation window of negative refraction for $0 < \omega < \omega_p$. Here, $V_0 = (5/2)\omega_p$, and $\omega_p = 1 \text{ rad s}^{-1}$.

- For $\omega_{rad} < \omega < \omega_p$, an attenuation-free propagation zone with negative refraction is opened, that is, $\text{Re}[n_R] < 0$ and $\text{Im}[n_R] = 0$.
- For $\omega > \omega_p$, n_R is always real and positive, $\text{Re}[n_R] > 0$ and $\text{Im}[n_R] = 0$, corresponding to a propagation zone, with $n_R \rightarrow 1$ in the high-frequency limit.

On the other hand, under the condition (26), only propagation zones are reported. The first one occurs for the range $0 < \omega < \omega_p$ and is marked with negative refraction ($\text{Re}[n_R] < 0$ and $\text{Im}[n_R] = 0$). The second one is defined for $\omega > \omega_p$, where $\text{Re}[n_R]$ increases monotonically in the high-frequency limit, as illustrated in Fig. 2.

B. About the index n_M

The index n_M , given in Eq. (19) and plotted in Fig. 3, is always negative, having no real root, as it happens in the magnetized chiral plasma as well (see Ref. [86]). Under the condition (25), it holds

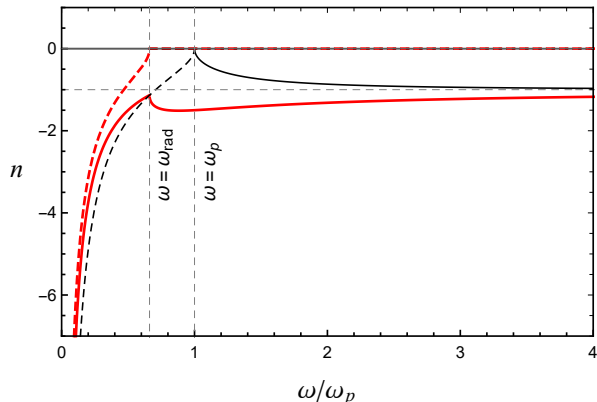


FIG. 3. Index of refraction n_M under the condition (25). The dashed red (black) line corresponds to the imaginary piece of n_M (\tilde{n}_-), while the solid red (black) line represents the real piece of n_M (\tilde{n}_-). Here, $V_0 = (3/2)\omega_p$, and $\omega_p = 1 \text{ rad s}^{-1}$.

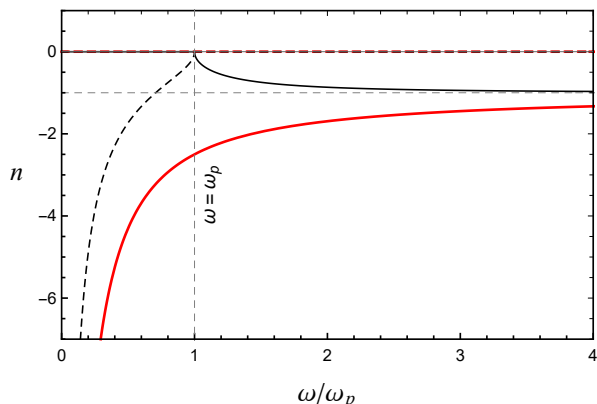


FIG. 4. Index of refraction n_M under the condition (26). The dashed red (black) line corresponds to the imaginary piece of n_M (\tilde{n}_-), while the solid red (black) line represents the real piece of n_M (\tilde{n}_-). Here, $V_0 = (5/2)\omega_p$, and $\omega_p = 1 \text{ rad s}^{-1}$.

- (i) For $\omega \rightarrow 0$, the real and imaginary pieces of n_M diverges (negatively), $\text{Re}[n_M], \text{Im}[n_M] \rightarrow -\infty$. For $0 < \omega < \omega_{rad}$, the index n_M presents a negative refraction zone with absorption, that is, $\text{Re}[n_M] < 0$ and $\text{Im}[n_M] \neq 0$, as shown in Fig. 3. This behavior contrasts with the one of the unmagnetized conventional index, \tilde{n}_- , whose real piece is null (it does not propagate). See the dashed black line in Fig. 3.
- (ii) For $\omega > \omega_{rad}$, it occurs a propagation zone with negative refraction, $\text{Re}[n_M] < 0$ and $\text{Im}[n_M] = 0$,

expanding the full propagation zone that, in the usual case, is defined for $\omega > \omega_p$.

- (iii) For $\omega \rightarrow \infty$, $n_M \rightarrow -1$, the same behavior of the usual case in the high-frequency limit.

Considering the condition (26), the index n_M is always real and negative for $\omega > 0$, with a monotonically decreasing magnitude, as shown in Fig. 4, which represents a propagation zone with negative refraction for all frequencies.

C. About the index n_L

The index n_L is always positive and has no real root. It is the mirror image of the index n_M in relation to the abscissas axis. Under the condition (25), its general behavior is represented in Fig. 5 and detailed below.

- (i) For $\omega \rightarrow 0$, $\text{Re}[n_L], \text{Im}[n_L] \rightarrow +\infty$. For $0 < \omega < \omega_{rad}$, the index is complex, $\text{Re}[n_L] > 0$ and $\text{Im}[n_L] \neq 0$, as highlighted in Fig. 5. This partial propagating behavior differs from the standard unmagnetized case, where there is only absorption in this range.
- (ii) For $\omega > \omega_{rad}$, there appears a full propagation zone, with $\text{Re}[n_L] > 0$ and $\text{Im}[n_L] = 0$, enlarged in comparison with the usual case, which begins for $\omega > \omega_p$.
- (iii) For $\omega \rightarrow \infty$, $n_L \rightarrow 1$, a similar behavior to the usual case in this limit.

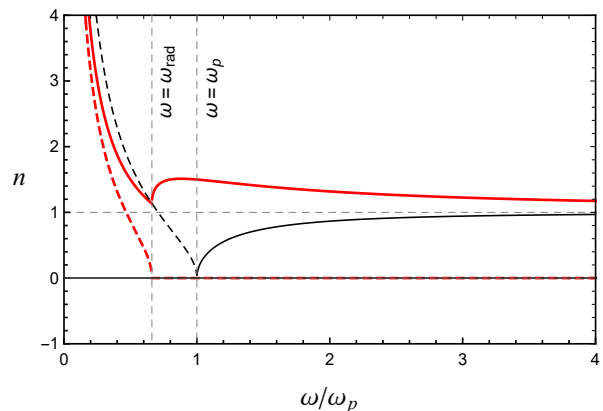


FIG. 5. Index of refraction n_L under the condition (25). The dashed red (black) line corresponds to the imaginary piece of n_L (\tilde{n}_+), while the solid red (black) line represents the real piece of n_L (\tilde{n}_+). Here, $V_0 = (3/2)\omega_p$, and $\omega_p = 1 \text{ rad s}^{-1}$.

Under the condition (26) the refractive index n_L is depicted in Fig. 6, being always positive for $\omega > 0$, with $\text{Re}[n_L] > 0$ and $\text{Im}[n_L] = 0$. It is the mirror image of the index n_M in relation to the frequency axis, see Fig. 4, corresponding to a propagating mode for all frequencies.

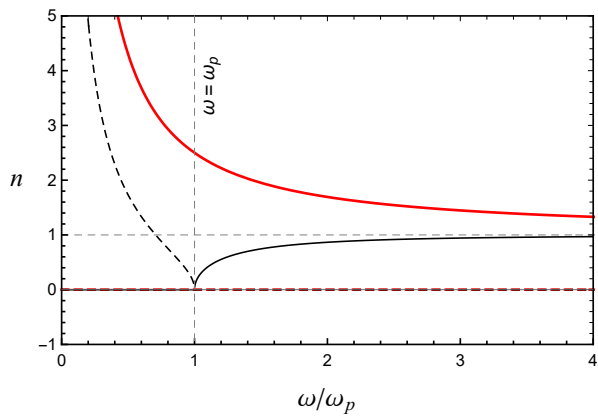


FIG. 6. Index of refraction n_L under the condition (26). The dashed red (black) line corresponds to the imaginary piece of n_L (\tilde{n}_+), while the solid red (black) line represents the real piece of n_L (\tilde{n}_+). Here, $V_0 = (5/2)\omega_p$, and $\omega_p = 1 \text{ rad s}^{-1}$.

D. About the index n_E

The index n_E , given in Eq. (20), has root at $\omega = \omega_p$. Under the condition (26), it presents the following features:

- (i) For $\omega \rightarrow 0$, one has $\text{Re}[n_E] \rightarrow \infty$ and $\text{Im}[n_E] \rightarrow -\infty$, which differs from the usual case, $\text{Re}[\tilde{n}_-] = 0$ as $\omega \rightarrow 0$. For $0 < \omega < \omega_{rad}$, the index n_E is complex, as highlighted in Fig. 7.
- (ii) For $\omega_{rad} < \omega < \omega_p$, the index is real, positive, and decreasing with ω , representing a propagation zone that does not exist in standard case. See Fig. 7
- (iii) For $\omega > \omega_p$, the index n_E becomes negative, defining a propagation zone with negative refraction, where its magnitude progressively increases to the asymptotic value, $n_E \rightarrow -1$, in a very similar way of the usual case.

On the other hand, for the condition (26), there is no absorption, since n_E is real for any frequency, see Fig. 8. In this case, $\text{Re}[n_E] > 0$ for $\omega < \omega_p$, corresponding to a propagation zone that appears in the place of the full usual absorbing zone. Furthermore, for $\omega > \omega_p$, $\text{Re}[n_E] < 0$, and there is a propagation zone with negative refraction, presenting a similar behavior to the usual case.

E. Low-frequency modes

Low-frequency modes are usually defined in magnetized plasmas, considering the regime

$$\omega \ll \omega_p, \quad \omega_c \ll \omega_p, \quad \omega \ll \omega_c, \quad (28)$$

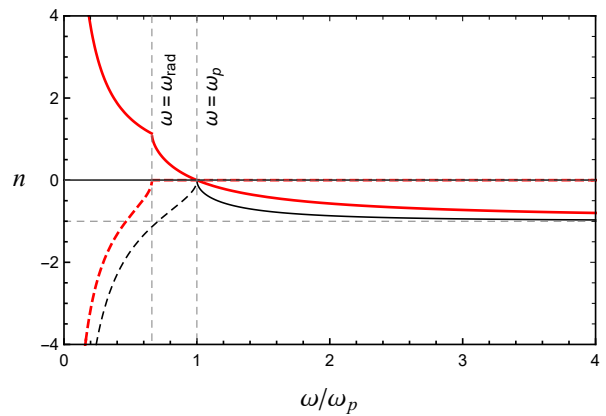


FIG. 7. Index of refraction n_E under the condition (25). The dashed red (black) line corresponds to the imaginary piece of n_E (\tilde{n}_-), while the solid red (black) line represents the real piece of n_E (\tilde{n}_-). Here, $V_0 = (3/2)\omega_p$, and $\omega_p = 1 \text{ rad s}^{-1}$.

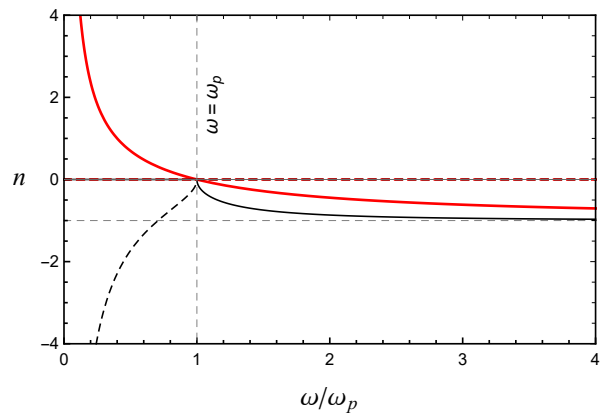


FIG. 8. Index of refraction n_E under the condition (26). The dashed red (black) line corresponds to the imaginary piece of n_E (\tilde{n}_-), while the solid red (black) line represents the real piece of n_E (\tilde{n}_-). Here, $V_0 = (5/2)\omega_p$, and $\omega_p = 1 \text{ rad s}^{-1}$.

which provides a well-known RCP helicon mode, described by the following refractive index:

$$n_- = \omega_p \sqrt{\frac{1}{\omega \omega_c}}, \quad (29)$$

where ω_c is the cyclotron frequency for a charged particle in a magnetic field. Helicons are RCP modes that propagate at very low frequencies and along the magnetic field axis. See Ref. [5] (Chapter 9), and Ref. [6] (Chapter 8) for basic details. In a non-magnetized plasma, the low-frequency limit is defined by only one condition,

$$\omega \ll \omega_p, \quad (30)$$

which implemented on the refractive indices (19) and (20), yields

$$\bar{n}_{R,M} = -\frac{V_0}{2\omega} \pm \frac{1}{2\omega} \sqrt{V_0^2 - 4\omega_p^2}, \quad (31)$$

$$\bar{n}_{L,E} = \frac{V_0}{2\omega} \pm \frac{1}{2\omega} \sqrt{V_0^2 - 4\omega_p^2}, \quad (32)$$

where we have used the “bar” notation to indicate the helicons quantities. The indices (31) and (32) indicate the existence of both RCP and LCP helicons, which propagate in the low-energy regime, due to the presence of the chiral timelike component, V_0 . These helicon modes are dispersive, with magnitude going with the inverse of the frequency,

- Under the condition (25), $V_0^2/4 < \omega_p^2$, the indices (31) and (32) become complex implying lossy behavior.
- Under the condition (26), $V_0^2/4 > \omega_p^2$, the indices $\bar{n}_{R,M}$ and $\bar{n}_{L,E}$ are real, being associated with propagating dispersive helicon modes. Moreover, there occurs negative refraction, associated with \bar{n}_R , \bar{n}_M , and \bar{n}_E .

In the context of the magnetized plasmas in chiral MCFJ electrodynamics, addressed in Ref. [86], the helicons indices $\bar{n}_{R,E}$ display a constant and nondispersive behavior, differently of the indices (31) and (32). Another important point is that the indices (31) and (32) represent low-frequency propagating modes (RCP and LCP) with different refractive indices. This scenario differs from the magnetized chiral plasmas theory, where different low-frequency modes associated with the same index $\bar{n}_{R,E}$ occur, as seen in Ref. [86] (Section IV.E).

F. Dispersion relations behavior

In this section, we present a graph representation of the dispersion relations associated with the obtained circular modes in dimensionless plots of frequency \times wave vector, that is, $(\omega/\omega_p) \times (k/\omega_p)$. Starting from the indices n_R and n_M , under the condition (25), we illustrate the dispersion relations in Fig. 9. The propagation occurs for $\omega > \omega_{rad}$, while absorption takes place for $\omega < \omega_{rad}$. Since $\omega_{rad} < \omega_p$, we observe a reduced absorption zone for n_R and n_M (the pale pinked zone) in relation to the one of the usual indices (\tilde{n}_\pm). For $\omega_{rad} < \omega < \omega_p$, the unusual negative refraction ($k < 0$) region of n_R becomes evident. Under the condition (26), the indices n_R and n_M are entirely real and the associated modes propagate for any frequencies, as shown in Fig. 10. As clearly shown, the index n_R (blue line) becomes negative for $0 < \omega < \omega_p$.

Negative refraction also arises in the chiral timelike MCFJ magnetized plasma [86], while is not observed in the spacelike MCFJ magnetized case [87]. Thus, such a negative dispersion is a feature of timelike MCFJ electrodynamics.

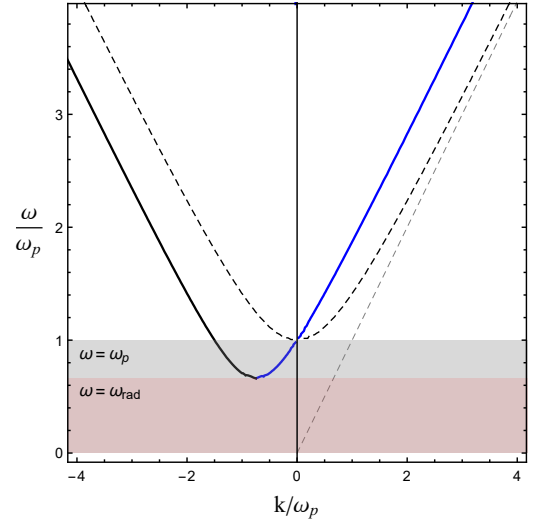


FIG. 9. Dispersion relations related to refractive indices n_R (solid blue line) and n_M (solid black line), under the condition (25). The dashed black line represents the indices of the standard case, \tilde{n}_\pm . The highlighted area in $n_{R,M}$ red (gray plus red) indicates the absorption zone for $n_{R,M}$ (\tilde{n}_\pm). Here, we have used $V_0 = (3/2)\omega_p$, with $\omega_p = 1 \text{ rad s}^{-1}$.

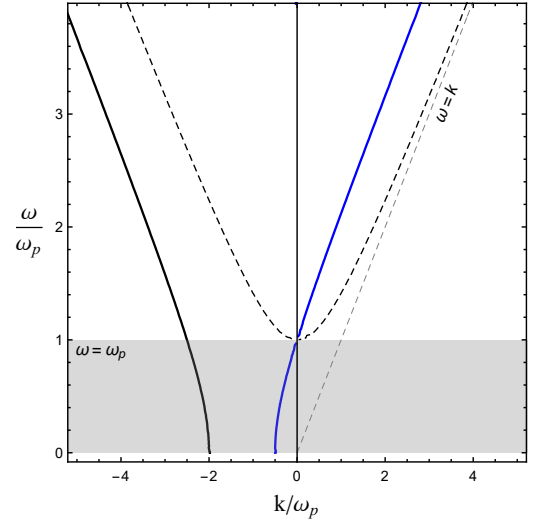


FIG. 10. Dispersion relations related to refractive indices n_R (solid blue line) and n_M (solid black line), under the condition (26). The dashed black line represents the indices of the standard case, \tilde{n}_\pm . The highlighted area in gray indicates the absorption zone for \tilde{n}_\pm . The plot also reveals the absence of lossy region for $n_{R,M}$. Here, we have used $V_0 = (5/2)\omega_p$, with $\omega_p = 1 \text{ rad s}^{-1}$.

The dispersion relations associated with n_L and n_E , under the condition (25), are depicted in Fig. 11. Absorption and propagation zones occurs for $\omega < \omega_{rad}$ and $\omega > \omega_{rad}$, respectively. The scenario of shortened absorption zone is similar to the one of Fig. 9, but with the index n_E exhibiting negative refraction in the place of n_R . On the other hand, under the condition (26), there

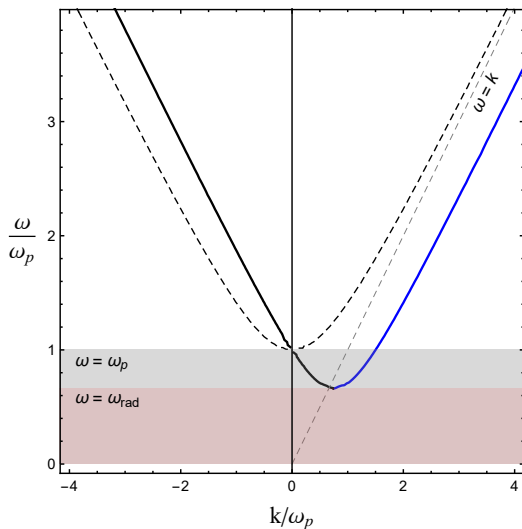


FIG. 11. Dispersion relations related to refractive indices n_L (solid blue line) and n_E (solid black line) under the condition (25). The dashed black line represents the indices of the standard case, \tilde{n}_\pm . The highlighted area in red (gray and red) indicates the absorption zone for $n_{R,M}$ (\tilde{n}_\pm). Here, we have used $V_0 = (3/2)\omega_p$, with $\omega_p = 1 \text{ rad s}^{-1}$.

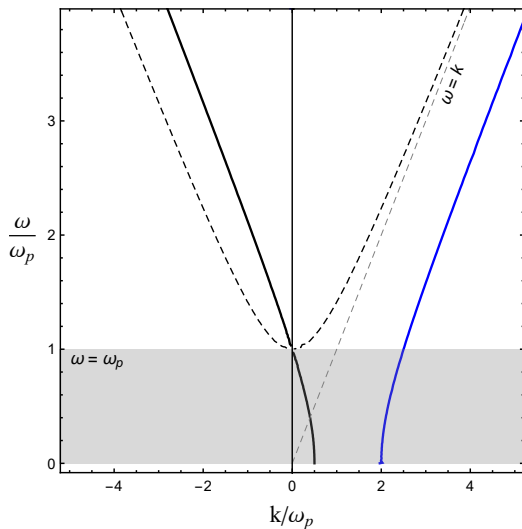


FIG. 12. Dispersion relations related to refractive indices n_L (solid blue line) and n_E (solid black line) under the condition (26). The dashed black line represents the indices of the standard case, \tilde{n}_\pm . The highlighted gray area represents the absorption zone for \tilde{n}_\pm . The plot also reveals the absence of a lossy region for $n_{L,E}$. Here, we have used $V_0 = (5/2)\omega_p$, with $\omega_p = 1 \text{ rad s}^{-1}$.

is no absorption and the propagation occurs for $\omega > 0$, as illustrated in Fig. 12, which finds similarity with the plot of Fig. 10.

III. BIREFRINGENCE, ROTATORY POWER AND DICHROISM

Optical activity usually manifests as a rotation of the polarization vector of the propagating wave. Such a phenomenon, in the case of circularly polarized modes, is called circular birefringence. It occurs when the RCP and LCP modes propagate at different phase velocities. For the indices (19) and (20), the corresponding phase velocities, $v_R = 1/n_R$, $v_L = 1/n_L$, $v_E = 1/n_E$ and $v_M = 1/n_M$, are distinct, and engender birefringence that is measure in terms of the rotatory power,

$$\delta = -\frac{\omega}{2} (\text{Re}[n_{LCP}] - \text{Re}[n_{RCP}]), \quad (33)$$

where n_{LCP} and n_{RCP} are the refractive indices for different circular polarizations. The rotatory power (RP) is useful to optical characterization of matter, including crystals [88, 89], organic compounds [90, 91], graphene phenomena at terahertz band [92], gas of fast-spinning molecules [93], chiral metamaterials [94–96], chiral semimetals [97, 98], and in the determination of the rotation direction of pulsars [99].

A. Rotatory power

We write the rotatory power for the present chiral plasma considering the refractive indices n_L , n_E , associated with the LCP wave, and the indices n_R , n_M , associated to the RCP wave. Starting from the indices n_L and n_R , the corresponding RP,

$$\delta_{LR} = -\frac{\omega}{2} (\text{Re}[n_L] - \text{Re}[n_R]), \quad (34)$$

yields simply a constant (non-dispersive) RP, namely

$$\delta_{LR} = -\frac{\omega}{2} \text{Re}[V_0/\omega] = -\frac{V_0}{2}, \quad (35)$$

induced by the presence of the chiral parameter V_0 .

Considering now the refractive indices n_E and n_R , the rotatory power is written as

$$\delta_{ER} = -\frac{\omega}{2} (\text{Re}[n_E] - \text{Re}[n_R]), \quad (36)$$

or,

$$\delta_{ER} = -\frac{\omega}{2} \text{Re} \left[V_0/\omega - 2\sqrt{R(\omega)} \right], \quad (37)$$

which is depicted in Fig. 13. Under the condition (25), one has $R(\omega) < 0$ for $\omega < \omega_{rad}$, so that the term $\sqrt{R(\omega)}$ is pure imaginary in this range. The RP (37) then coincides with the one (35) for $\omega < \omega_{rad}$. For $\omega > \omega_{rad}$ the term $\sqrt{R(\omega)}$ becomes real and starts to contribute (positively) to the RP, as seen in Fig. 13. It is also worth mentioning that the RP (37) undergoes a sign reversal at the plasma frequency ω_p . Moreover, notice that such

an increasing RP is a consequence of the n_E negative refraction zone.

The behavior of the RP (37) under the condition (26) is illustrated by the brown line in Fig. 13. In this case, one has $R(\omega) > 0$ for any frequency, so the root $\sqrt{R(\omega)}$ contributes to the RP for $\omega > 0$, yielding the softly increasing profile of Fig. 13. The sign reversal behavior at ω_p is not altered, since it occurs for $\omega = \omega_p$.

A rotatory power reversion is not usual in cold plasma theory. However, it is observed in rotating plasmas [100] and in magnetized chiral cold plasmas ruled by the MCFJ electrodynamics [86, 87]. Such a reversion is also reported in graphene systems [92] and bi-isotropic dielectrics supporting chiral magnetic current [101].

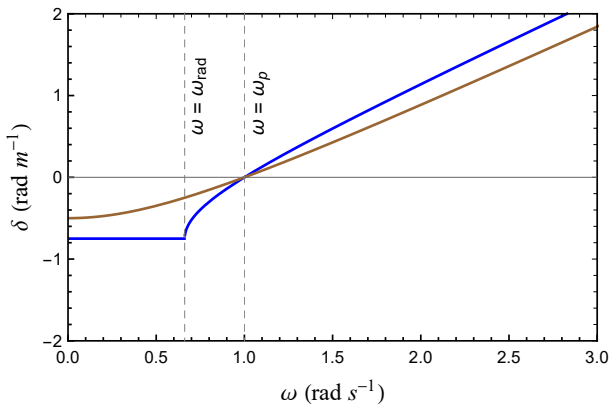


FIG. 13. The rotatory power (37) defined for the refractive indices n_E and n_R . It is represented by the solid blue line for the condition (25) and $V_0 = (3/2)\omega_p$, and by the brown line for the condition (26) and $V_0 = (5/2)\omega_p$. Here, we have used $\omega_p = 1 \text{ rad s}^{-1}$.

The RP can also be evaluated for the refractive indices n_L and n_M , yielding

$$\delta_{LM} = -\frac{\omega}{2} \text{Re} \left[V_0/\omega + 2\sqrt{R(\omega)} \right]. \quad (38)$$

that is plotted in Fig. 14, for the conditions (25) and (26). As noticed, the RP is always negative, with no sign reversion.

B. Dichroism coefficients

The dichroism circular effect occurs when circularly polarized modes undergo absorption at different degrees in the zones where the refractive indices are complex. Taking into account the imaginary pieces of the refractive indices, the dichroism for LCP and RCP waves is expressed in terms of the coefficient

$$\delta_d = -\frac{\omega}{2} (\text{Im}[n_{LCP}] - \text{Im}[n_{RCP}]). \quad (39)$$

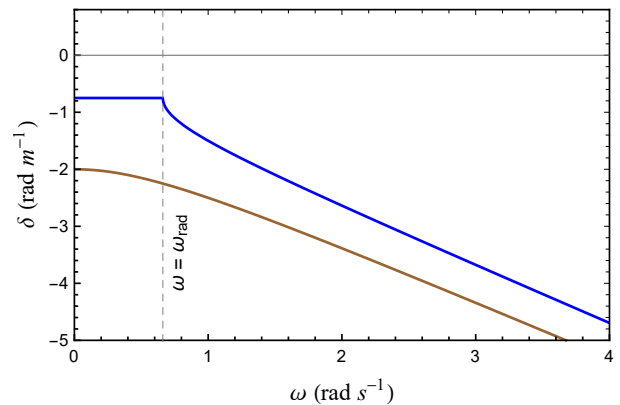


FIG. 14. The rotatory power (38) defined for the refractive indices n_L and n_M . It is represented by the solid blue line for the condition (25) and $V_0 = (3/2)\omega_p$, and by the brown line for the condition (26) and $V_0 = (5/2)\omega_p$. Here, we have used $\omega_p = 1 \text{ rad s}^{-1}$.

As already seen, under the condition (25) the refractive indices n_L and n_R are complex for $\omega < \omega_{rad}$ and there occurs absorption. The dichroism coefficient, however,

$$\delta_{dLR} = -\frac{\omega}{2} (\text{Im}[n_L] - \text{Im}[n_R]) = -\frac{1}{2} \text{Im}[V_0] = 0, \quad (40)$$

is null in this window, $\delta_{dLR} = 0$, since the chiral parameter V_0 is considered real. Physically, it means that both RCP and LCP waves are absorbed at the same degree in the frequency $\omega < \omega_{rad}$, where the indices are complex. This behavior differs from the chiral magnetized plasma scenario, where the coefficient δ_{dLR} is non-null for different frequency ranges; see Ref. [86].

For the indices n_E and n_R , under the condition (25), the dichroism coefficient is

$$\delta_{dER} = \begin{cases} \omega\sqrt{R(\omega)}, & \text{for } 0 < \omega < \omega_{rad}, \\ 0, & \text{for } \omega > \omega_{rad}. \end{cases} \quad (41)$$

Such coefficient is non-null only for $\omega < \omega_{rad}$, being illustrated in Fig. 15. This coefficient δ_{dER} is also different from the one of a chiral magnetized plasma, which can be non-null for one or more intervals, as discussed in Ref. [86].

The dichroism coefficient for the refractive indices n_L and n_M , under the condition (25), is

$$\delta_{dLM} = \begin{cases} -\omega\sqrt{R(\omega)}, & \text{for } 0 < \omega < \omega_{rad}, \\ 0, & \text{for } \omega > \omega_{rad}, \end{cases} \quad (42)$$

presenting non-null and negative dichroism only for $\omega < \omega_{rad}$, as shown by the blue line in Fig. 15, which corresponds to the mirrored behavior (opposite sign) of the coefficient (41).

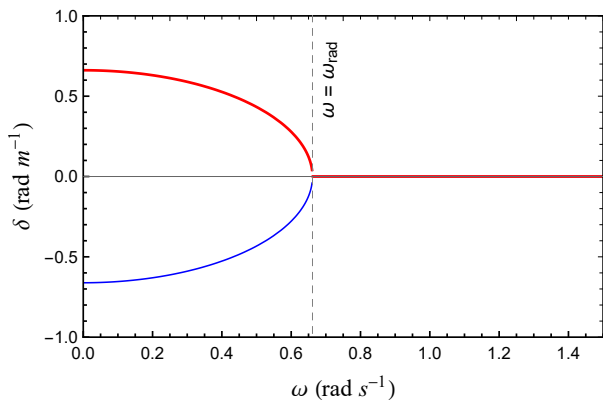


FIG. 15. Red line: dichroism coefficient (41), defined by the refractive indices n_E and n_R under the condition (25). Blue line: dichroism coefficient (42), defined by the refractive indices n_L and n_M under the condition (25). Here, we have used $V_0 = (3/2)\omega_p$, and $\omega_p = 1 \text{ rad s}^{-1}$.

IV. FINAL REMARKS

In this paper, the propagation and absorption of the electromagnetic waves in unmagnetized plasma were analyzed in the case of the chiral axion electrodynamics stemming from the MCFJ timelike sector, which determines optical activity, negative refraction and RP sign reversion, a richer scenario than the one of a usual magnetized plasma.

The Ampère's law of this theory includes the CME current term, $\mathbf{J}_{CME} = (K_{AF})_0 \mathbf{B}$, with the scalar background $(K_{AF})_0$ representing the magnetic conductivity. The dispersion relation and corresponding refractive indices were derived by using the usual unmagnetized plasma permittivity and the modified Maxwell equations.

In Sec. II, we obtained four modified refractive indices, $n_{R,M}$ and $n_{L,E}$, associated with RCP and LCP modes, respectively. The properties of such indices were analyzed and highlighted in the Secs. II A - II D and Figs. 1 - 8, where one can see that n_E is the opposite (negative) of n_R , and n_M is the opposite (negative) of n_L . Such indices manifest significant modifications in relation to the ones of a typical non-magnetized plasma. For example, the refractive index n_R , illustrated in Fig. 1, possesses a negative refraction behavior in the range $0 < \omega < \omega_p$, occurring a free negative propagation in the window $\omega_{rad} < \omega < \omega_p$. This feature is different from what takes place in the usual unmagnetized plasmas, where pure absorption happens in the interval $0 < \omega < \omega_p$. Furthermore, in a magnetized chiral plasma scenario, negative refraction also emerges in the index associated with the RCP wave, as seen in Ref. [86]. The very low-frequency regime was analyzed in Sec. II E, where RCP and LCP helicons were obtained, given by Eqs. (31) and (32), respectively. In the present context, both RCP and LCP helicons can propagate simultaneously, a common point with the magnetized case [86].

Optical effects, including rotatory power and dichroism, were discussed in Sec. III A under the conditions $V_0^2/4 < \omega_p^2$ and $V_0^2/4 > \omega_p^2$. Despite yielding isotropic refractive indices, see Eqs. (19) and (20), the chiral factor induces birefringence (absent in usual unmagnetized plasmas), mimicking the optical role played by the magnetic field in cold plasmas. This birefringence is expressed in terms of the RP. For the indices n_R and n_L , the associated RP is constant, $\delta_{LR} = -V_0/2$, under any condition. Such a value represents the high-frequency limit of the corresponding RP in a magnetized chiral plasma context, as shown in Eq. (77) of Ref. [86]. On the other hand, a dispersive RP is defined for the indices n_R and n_E , which is negative at low frequencies and positive at high frequencies, undergoing a sign reversion at the plasma frequency ω_p , under both conditions, as depicted in Fig. 13. The RP was also evaluated for the refractive indices n_L and n_M , implying a negative coefficient, as illustrated in Fig. 14.

RP reversion was also reported in the more involved scenario of an axion-like MCFJ magnetized chiral plasma as shown in Figs. 15 and 16 of Ref. [86]. The axion term is thus identified as RP reversion inductor factor (in the absence or presence of the magnetic field). The effect of RP reversion has been also reported in rotating plasmas [100], where the RP undergoes sign reversion and behaves with $1/\omega^2$ for high frequencies.

The dichroism effect was examined in Sec. III B, with the coefficient δ_{dLR} , associated with the indices n_L and n_R , being null, which is in full compatibility with the constant RP (35). For the indices n_E and n_R , the coefficient δ_{dER} is non-null in the range $0 < \omega < \omega_{rad}$ and null for $\omega > \omega_{rad}$, under the condition (25). This behavior is very different from the magnetized case, where both coefficients, δ_{dLR} and δ_{dER} , are non-null for varied intervals. See Sec. VI B in Ref. [86].

An interesting point is to establish a comparison among the present scenario, the usual magnetized plasma and chiral MCFJ plasmas. Indeed, Table I compares four scenarios of cold plasmas: i) usual unmagnetized plasma, ii) usual magnetized plasma, iii) unmagnetized plasma ruled by the chiral MCFJ theory with $\mathbf{J}_B = K_{AF}^0 \mathbf{B}$, iv) magnetized cold plasma ruled by the MCFJ theory with $\mathbf{J}_B = K_{AF}^0 \mathbf{B}$, with the magnetized cases defined for the Faraday configuration, $\mathbf{B} \parallel \mathbf{k}$. It points out relevant optical aspects, such as propagating modes, birefringence, RP reversion, absorption, and helicon modes. As well known, usual magnetized cold plasma presents birefringence and absorption, expressed in terms of RP and dichroism coefficient, but no RP reversion. It differs from magnetized and unmagnetized cold plasma in MCFJ electrodynamics, where RP reversion occurs in both scenarios. Another difference is observed in propagating helicons, which occurs only for RCP waves in usual magnetized plasma, while both RCP and LCP can appear for magnetized and unmagnetized cold plasma governed by the MCFJ theory with $\mathbf{J}_B = K_{AF}^0 \mathbf{B}$. For the Voigt configuration, both magnetized cold plasma (usual and

chiral MCFJ) exhibits elliptical modes, manifesting bire-

fringence (phase shift) and absorption, as discussed in Ref. [86].

TABLE I. Propagation properties of four distinct scenarios of cold plasmas. The symbol “...” means that the entry does not apply to the mentioned feature and plasma model. The magnetized scenarios are for the Faraday configuration, $\mathbf{B} \parallel \mathbf{k}$.

	Unmagnetized plasma in usual electrodynamics	Magnetized plasma in usual electrodynamics	Unmagnetized chiral MCFJ plasma with $\mathbf{J}_B = k_{AF}^0 \mathbf{B}$	Magnetized chiral MCFJ plasma with $\mathbf{J}_B = k_{AF}^0 \mathbf{B}$
Propagating modes	linear mode	RCP for n_- , LCP for n_+	RCP for $n_{R,M}$, LCP for $n_{L,E}$	RCP for $n_{R,M}$, LCP for $n_{L,E}$, see Ref. [86]
Birefringence	...	RP	RP (35) and (37)	RP δ_{LR} and δ_{ER} , see Ref. [86]
RP reversion	...	no	yes	yes
Absorption	yes (conventional)	yes (dichroism)	yes, δ_{dER} (41)	yes (dichroism)
Helicons	...	RCP	RCP and LCP, enabled by the chiral factor	RCP and LCP, see Ref. [86]

ACKNOWLEDGMENTS

The authors express their gratitude to FAPEMA, CNPq, and CAPES (Brazilian research agencies) for their invaluable financial support. M.M.F. is supported by FAPEMA APP-12151/22, CNPq/Produtividade

317048/2023-6 and CNPq/Universal/422527/2021-1. P.D.S.S. is grateful to grant CNPq/PDJ 150584/23 and FAPEMA APP-12151/22. Furthermore, we are indebted to CAPES/Finance Code 001 and FAPEMA/POS-GRAD-02575/21.

- [1] A. Zangwill, *Modern Electrodynamics* (Cambridge University Press, New York, 2012).
- [2] J.D. Jackson, *Classical Electrodynamics*, 3rd ed. (John Wiley & Sons, New York, 1999).
- [3] D.A. Gurnett and A. Bhattacharjee, *Introduction to Plasma Physics* (Cambridge University Press, Cambridge, 2005).
- [4] P.A. Sturrock, *Plasma Physics: An Introduction to the Theory of Astrophysical, Geophysical and Laboratory Plasmas*, (Cambridge University Press, Cambridge, England, 1994).
- [5] J. A. Bittencourt, *Fundamentals of Plasma Physics*, 3rd ed. (Springer, New York, 2004).
- [6] P. Chabert and N. Braithwaite, *Physics of Radio-Frequency Plasmas* (Cambridge University Press, Cambridge, 2011).
- [7] T. H. Stix, *Waves in Plasmas* (Springer, New York, 1992).
- [8] T.J.M. Boyd and J.J. Sanderson, *The Physics of plasmas* (Cambridge University Press, New York, 2003).
- [9] A. Piel, *Plasmas Physics - An Introduction to Laboratory, Space, and Fusion Plasmas* (Springer, Heidelberg, 2010).
- [10] E. V. Appleton and G. Builder, The ionosphere as a doubly refracting medium. *Proc. Phys. Soc.* **45** 208, (1932); E. V. Appleton, Wireless studies of the ionosphere, *J. Inst. Electr. Eng.* **7**, 257 (1932).
- [11] D. R. Hartree, The propagation of electromagnetic waves in a stratified medium, *Mathematical Proc. Cambridge Philos. Soc.* **25**, 97 (1929).
- [12] J. A. Ratcliff, The formation of the ionosphere. Ideas of the early years (1925-1955). *J. Atmos. Terr. Phys.* **36**, 2167 (1974).
- [13] H. Li, J. Liu, W. Ding, L. Bai, and Z. Wu, Propagation of arbitrarily polarized terahertz Bessel vortex beam in inhomogeneous unmagnetized plasma slab, *Phys. Plasmas* **25**, 123505 (2018).
- [14] H. Li, W. Ding, J. Liu, L. Bai, and Z. Wu, OAM crosstalk of multiple coaxial THz vortex beams propagating through an inhomogeneous unmagnetized plasma slab, *Phys. Plasmas* **26**, 123507 (2019).
- [15] J. Wang, Z. Lu, J. Tu; Z. Huang, and D. Deng, Propagation properties of the Pearcey Gaussian vortex electron plasma wave, *Phys. Plasmas* **30**, 102107 (2023).
- [16] L. Wu, Y. Liu, J. Wu, S. Hong, L. Wu, Y. Chen, J. Xie, and D. Deng, Airy vortex electron plasma wave, *Phys.*

- Plasmas* **26**, 092111 (2019).
- [17] S. V. Vladimirov, Amplification of electromagnetic waves in dusty nonstationary plasmas, *Phys. Rev. E* **49**, R997(R) (1994).
- [18] S. V. Vladimirov, Scattering of electromagnetic waves in dusty plasmas with variable charges on dust particles, *Phys. Rev. E* **50**, 1422 (1994).
- [19] R. K. Varma, P. K. Shukla, and V. Krishan, Electrostatic oscillations in the presence of grain-charge perturbations in dusty plasmas, *Phys. Rev. E* **47**, 3612 (1993).
- [20] P. K. Shukla and I. Sandberg, Radiation-condensation instability in a self-gravitating dusty astrophysical plasma, *Phys. Rev. E* **67**, 036401 (2003).
- [21] M. R. Amin, T. Ferdous, and M. Salimullah, Decay instability of an electron plasma wave in a dusty plasma, *Phys. Rev. E* **53**, 2740 (1996).
- [22] I. Y. Dodin and N. J. Fisch, Nonlinear Dispersion of Stationary Waves in Collisionless Plasmas, *Phys. Rev. Lett.* **107**, 035005 (2011).
- [23] C. D. Decker and W. B. Mori, Group velocity of large-amplitude electromagnetic waves in a plasma, *Phys. Rev. E* **51**, 1364 (1995).
- [24] J. Vranješ, G. Marić, and P. K. Shukla, Nonlinear magnetic electron tripolar vortices in streaming plasmas, *Phys. Rev. E* **61**, 7009 (2000).
- [25] S. Mahmood and H. Ur-Rehman, Electrostatic solitons in unmagnetized hot electron-positron-ion plasmas, *Phys. Lett. A* **373**, 2255 (2009).
- [26] N. Chakrabarti and M. S. Janaki, Nonlinear evolution of ion-acoustic waves in unmagnetized plasma, *Phys. Lett. A* **305**, 393 (2002).
- [27] M. Ghosh, S. Pramanik, and S. Ghosh, Nonlinear coherent structures of electron acoustic waves in unmagnetized plasmas, *Phys. Lett. A* **396**, 127242 (2021).
- [28] K. Walia, Self-focusing of high power beam in unmagnetized plasma and its effect on Stimulated Raman scattering process, *Optik* **225**, 165592 (2021).
- [29] K. Walia, Self-focusing of q-Gaussian beam in unmagnetized plasma and its impact on second harmonic generation, *Optik* **277**, 170681 (2023).
- [30] C. P. Dettmann, N. E. Frankel, and V. Kowalenko, Plasma electrodynamics in the expanding Universe, *Phys. Rev. D* **48**, 5655 (1993).
- [31] S. Koide, Charge separation instability in an unmagnetized disk plasma around a Kerr black hole, *Phys. Rev. D* **83**, 023003 (2011).
- [32] V. Perlick and O. Yu. Tsupko, Light propagation in a plasma on Kerr spacetime: Separation of the Hamilton-Jacobi equation and calculation of the shadow, *Phys. Rev. D* **95**, 104003 (2017).
- [33] J. Badía and E. F. Eiroa, Shadows of rotating Einstein-Maxwell-dilaton black holes surrounded by a plasma, *Phys. Rev. D* **107**, 124028 (2023).
- [34] G. Briozzo, E. Gallo, and T. Mädler, Shadows of rotating black holes in plasma environments with aberration effects, *Phys. Rev. D* **107**, 124004 (2023).
- [35] S. Kumar, A. Uniyal, and S. Chakrabarti, Shadow and weak gravitational lensing of rotating traversable wormhole in nonhomogeneous plasma spacetime, *Phys. Rev. D* **109**, 104012 (2024).
- [36] W. S. Porter and E. M. Bock Jr., Faraday effect in a plasma, *Am. J. Phys.* **33**, 1070 (1965).
- [37] Y. Tang and A. E. Cohen, Optical Chirality and Its Interaction with Matter, *Phys. Rev. Lett.* **104**, 163901 (2010).
- [38] A. H. Sihvola and I. V. Lindell, Bi-isotropic constitutive relations, *Microw. Opt. Technol. Lett.* **4** 295 (1991); Properties of bi-isotropic Fresnel reflection coefficients, *Opt. Commun.* **89**, 1 (1992); S. Ougier, I. Chenerie, A. Sihvola, and A. Priou, Propagation in bi-isotropic media: Effect of different formalisms on the propagation analysis, *Prog. Electromagn. Res.* **09**, 19 (1994).
- [39] P. Hillion, Manifestly covariant formalism for electromagnetism in chiral media, *Phys. Rev. E* **47**, 1365 (1993); Y. Itin, Dispersion relation for electromagnetic waves in anisotropic media, *Phys. Lett. A* **374**, 1113 (2010); N.J. Damaskos, A.L. Maffett, and P.L.E. Uslenghi, Dispersion relation for general anisotropic media, *IEEE Trans. Antennas Propagat.* **30**, 991 (1982).
- [40] J. A. Kong, *Electromagnetic Wave Theory* (Wiley, New York, 1986).
- [41] Y. T. Aladadi and M. A. S. Alkanhal, Classification and characterization of electromagnetic materials, *Sci. Rep.* **10**, 11406 (2020).
- [42] W. Mahmood and Q. Zhao, The double Jones birefringence in magneto-electric medium, *Sci. Rep.* **5**, 13963 (2015).
- [43] V. A. De Lorenci and G. P. Goulart, Magnetolectric birefringence revisited, *Phys. Rev. D* **78**, 045015 (2008).
- [44] P. D. S. Silva, R. Casana, and M. M. Ferreira Jr., Symmetric and antisymmetric constitutive tensors for bi-isotropic and bi-anisotropic media, *Phys. Rev. A* **106**, 042205 (2022).
- [45] G. R. Fowles, *Introduction to Modern Optics*, 2nd ed. (Dover Publications, INC., New York, 1975); A. K. Bain, *Crystal Optics: Properties and Applications* (Wiley-VCH Verlag GmbH & Co. KGaA, Germany, 2019).
- [46] S.M. Carroll, G.B. Field, and R. Jackiw, Limits on a Lorentz- and parity-violating modification of electrodynamics, *Phys. Rev. D* **41**, 1231 (1990).
- [47] D. Colladay and V.A. Kostelecký, *CPT* violation and the standard model, *Phys. Rev. D* **55**, 6760 (1997); Lorentz-violating extension of the standard model, *Phys. Rev. D* **58**, 116002 (1998); S.R. Coleman and S.L. Glashow, High-energy tests of Lorentz invariance, *Phys. Rev. D* **59**, 116008 (1999).
- [48] A.A. Andrianov and R. Soldati, Lorentz symmetry breaking in Abelian vector-field models with Wess-Zumino interaction, *Phys. Rev. D* **51**, 5961 (1995); Patterns of Lorentz symmetry breaking in QED by *CPT*-odd interaction, *Phys. Lett. B* **435**, 449 (1998); A.A. Andrianov, R. Soldati, and L. Sorbo, Dynamical Lorentz symmetry breaking from a (3+1)-dimensional axion-Wess-Zumino model, *Phys. Rev. D* **59**, 025002 (1999).
- [49] L. C. T. Brito, J. C. C. Felipe, A. Yu. Petrov, and A. P. Baeta Scarpelli, No radiative corrections to the Carroll-Field-Jackiw term beyond one-loop order, *Int. J. Mod. Phys. A* **36**, 2150033 (2021); J. F. Assunção, T. Mariz, and A. Yu. Petrov, Nonanalyticity of the induced Carroll-Field-Jackiw term at finite temperature, *Europhys. Lett.* **116**, 31003 (2016); J. C. C. Felipe, A. R. Vieira, A. L. Cherchiglia, A. P. Baeta Scarpelli, and M. Sampaio, Arbitrariness in the gravitational Chern-Simons-like term induced radiatively, *Phys. Rev. D* **89**, 105034 (2014); T.R.S. Santos and R.F. Sobreiro, Lorentz-violating Yang-Mills theory: Discussing the

- Chern–Simons-like term generation, *Eur. Phys. J. C* **77**, 903 (2017).
- [50] R. Casana, M. M. Ferreira Jr., E. da Hora, and A. B. F. Neves, Maxwell-Chern-Simons vortices in a CPT-odd Lorentz-violating Higgs electrodynamics, *Eur. Phys. J. C* **74**, 3064 (2014); R. Casana and L. Sourrouille, Self-dual Maxwell-Chern-Simons solitons from a Lorentz-violating model, *Phys. Lett. B* **726**, 488 (2013).
- [51] H. Belich, L. D. Bernald, Patricio Gaete, and J. A. Helayël-Neto, The photino sector and a confining potential in a supersymmetric Lorentz-symmetry-violating model, *Eur. Phys. J. C* **73**, 2632 (2013); L. Bonetti, L. R. dos Santos Filho, J. A. Helayël-Neto, and A. D. A. M. Spallicci, Photon sector analysis of Super and Lorentz symmetry breaking: Effective photon mass, birefringence and dissipation, *Eur. Phys. J. C* **78**, 811 (2018).
- [52] L.H. C. Borges and A.F. Ferrari, External sources in a minimal and nonminimal CPT-odd Lorentz violating Maxwell electrodynamics, *Mod. Phys. Lett. A* **37**, 2250021 (2022); Y. M. P. Gomes and P. C. Malta, Lab-based limits on the Carroll-Field-Jackiw Lorentz-violating electrodynamics, *Phys. Rev. D* **94**, 025031 (2016); M.M. Ferreira Jr, J.A. Helayël-Neto, C.M. Reyes, M. Schreck, and P.D.S. Silva, Unitarity in Stückelberg electrodynamics modified by a Carroll-Field-Jackiw term, *Phys. Lett. B* **804**, 135379 (2020); A. Martín-Ruiz and C. A. Escobar, Local effects of the quantum vacuum in Lorentz-violating electrodynamics, *Phys. Rev. D* **95**, 036011 (2017).
- [53] A. Sekine and K. Nomura, Axion electrodynamics in topological materials, *J. Appl. Phys.* **129**, 141101 (2021).
- [54] M. E. Tobar, B. T. McAllister, and M. Goryachev, Modified axion electrodynamics as impressed electromagnetic sources through oscillating background polarization and magnetization, *Phys. Dark Universe* **26**, 100339 (2019).
- [55] E. J. Post, *Formal Structure of Electromagnetics: General Covariance and Electromagnetics*(Norht-Holland Publishing Company, Amsterdam, Dover Publications, 1997).
- [56] Z. Qiu, G. Cao and X.-G. Huang, Electrodynamics of chiral matter, *Phys. Rev. D* **95**, 036002 (2017).
- [57] D.E. Kharzeev, The chiral magnetic effect and anomaly-induced transport, *Prog. Part. Nucl. Phys.* **75**, 133 (2014); D.E. Kharzeev, J. Liao, S.A. Voloshin, and G. Wang, Chiral magnetic and vortical effects in high-energy nuclear collisions – A status report, *Prog. Part. Nucl. Phys.* **88**, 1 (2016);
- [58] D. Kharzeev, K. Landsteiner, A. Schmitt and H.U. Yee, *Strongly Interacting Matter in Magnetic Fields*, Lecture Notes in Physics. Vol. 871 (Springer-Verlag, Berlin · Heidelberg, 2013).
- [59] K. Fukushima, D.E. Kharzeev, and H.J. Warringa, Chiral magnetic effect, *Phys. Rev. D* **78**, 074033 (2008); D.E. Kharzeev and H. J. Warringa, Chiral magnetic conductivity, *Phys. Rev. D* **80**, 034028 (2009).
- [60] Q. Li, D.E. Kharzeev, C. Zhang, Y. Huang, I. Pletkosić, A.V. Fedorov, R.D. Zhong, J.A. Schneeloch, G.D Gu, and T. Valla, Chiral magnetic effect in ZrTe₅, *Nat. Phys.* **12**, 550 (2016).
- [61] A. Vilenkin, Equilibrium parity-violating current in a magnetic field, *Phys. Rev. D* **22**, 3080 (1980); A. Vilenkin and D.A. Leahy, Parity nonconservation and the origin of cosmic magnetic fields, *Astrophys. J.* **254**, 77 (1982).
- [62] G. Inghirami, M. Mace, Y. Hirono, L. Del Zanna, D.E. Kharzeev, and M. Bleicher, Magnetic fields in heavy ion collisions: Flow and charge transport, *Eur. Phys. J. C* **80**, 293 (2020).
- [63] J. Schober, A. Brandenburg and I. Rogachevskii, Chiral fermion asymmetry in high-energy plasma simulations, *Geophys. Astrophys. Fluid Dyn.* **114**, 106 (2020).
- [64] Y. Akamatsu and N. Yamamoto, Chiral Plasma Instabilities, *Phys. Rev. Lett.* **111**, 052002 (2013); A. Boryarsky, O. Ruchayskiy, and M. Shaposhnikov, Long-Range Magnetic Fields in the Ground State of the Standard Model Plasma, *Phys. Rev. Lett.* **109**, 111602 (2012).
- [65] M. Dvornikov and V.B. Semikoz, Influence of the turbulent motion on the chiral magnetic effect in the early universe, *Phys. Rev. D* **95**, 043538 (2017).
- [66] G. Sigl and N. Leite, Chiral magnetic effect in protoneutron stars and magnetic field spectral evolution, *J. Cosmol. Astropart. Phys.* **01** (2016) 025.
- [67] M. Dvornikov and V.B. Semikoz, Magnetic field instability in a neutron star driven by the electroweak electron-nucleon interaction versus the chiral magnetic effect, *Phys. Rev. D* **91**, 061301(R) (2015).
- [68] M. Dvornikov and V.B. Semikoz, Instability of magnetic fields in electroweak plasma driven by neutrino asymmetries, *J. Cosmol. Astropart. Phys.* **05** (2014) 002 ; M. Dvornikov, Electric current induced by an external magnetic field in the presence of electroweak matter, *EPJ Web Conf.* **191**, 05008 (2018).
- [69] A.A. Burkov, Chiral anomaly and transport in Weyl metals, *J. Phys. Condens. Matter* **27**, 113201 (2015).
- [70] E. Barnes, J. J. Heremans, and Djordje Minic, Electromagnetic Signatures of the Chiral Anomaly in Weyl Semimetals, *Phys. Rev. Lett.* **117**, 217204 (2016).
- [71] X. Huang, L. Zhao, Y. Long, P. Wang, D. Chen, Z. Yang, H. Liang, M. Xue, H. Weng, Z. Fang, X. Dai, and G. Chen, Observation of the chiral-anomaly-induced negative magnetoresistance in 3D Weyl semimetal TaAs, *Phys. Rev. X* **5**, 031023 (2015).
- [72] Z.-X. Li, Yunshan Cao, and Peng Yan, Topological insulators and semimetals in classical magnetic systems, *Phys. Rep.* **915**, 1 (2021).
- [73] C.-X. Liu, P. Ye, and X.-L. Qi, Chiral gauge field and axial anomaly in a Weyl semimetal, *Phys. Rev. B* **87**, 235306 (2013).
- [74] F. D. M. Haldane, Berry Curvature on the Fermi Surface: Anomalous Hall Effect as a Topological Fermi-Liquid Property, *Phys. Rev. Lett* **93**, 206602 (2004).
- [75] D. Xiao, M. Chang, Q. Niu, Berry phase effects on electronic properties, *Phys. Rev. Lett* **82**,1959 (2010).
- [76] X. G. Huang, Simulating Chiral Magnetic and Separation Effects with Spin-Orbit Coupled Atomic Gases, *Sci Rep* **6**, 20601 (2016).
- [77] S. Nakatsuji, N. Kiyohara, T. Higo, Large anomalous Hall effect in a non-collinear antiferromagnet at room temperature, *Nature* **527**, 212-215 (2015).
- [78] H. Chen, Q. Niu, A. H. MacDonald, Anomalous Hall Effect Arising from Noncollinear Antiferromagnetism, *Phys. Rev. Lett* **112**, 017205 (2014).
- [79] Y. Machida, S.Nakatsuji, S. Onoda, T. Tayama, T. Sakakibara, Time-reversal symmetry breaking and

- spontaneous Hall effect without magnetic dipole order, *Nature* **463**, 210–213 (2010).
- [80] R. Côté, R. N. Duchesne, G. D. Duchesne, and O. Trépanier, Chiral filtration and Faraday rotation in multi-Weyl semimetals, *R. Physics* **54**, 107064 (2023).
- [81] O. V. Bugaiko, E. V. Gorbar, and P. O. Sukhachov, Surface plasmon polaritons in strained Weyl semimetals, *Phys. Rev. B* **102**, 085426 (2020).
- [82] O. Trépanier, R. N. Duchesne, J. J. Boudreault, and R. Côté, Magneto-optical Kerr effect in Weyl semimetals with broken inversion and time-reversal symmetries, *Phys. Rev. B* **106**, 125104 (2022).
- [83] P. D. S. Silva, L. L. Santos, M. M. Ferreira, Jr., and M. Schreck, Effects of CPT-odd terms of dimensions three and five on electromagnetic propagation in continuous matter, *Phys. Rev. D* **104**, 116023 (2021).
- [84] B. Guo, Chirality-induced negative refraction in magnetized plasma, *Phys. Plasmas* **20**, 093596 (2013).
- [85] M. X. Gao, B. Guo, L. Peng, and X. Cai, Dispersion relations for electromagnetic wave propagation in chiral plasmas, *Phys. Plasmas* **21**, 114501 (2014).
- [86] Filipe S. Ribeiro, Pedro D.S. Silva, M.M.Ferreira Jr., Cold plasma modes in the chiral Maxwell-Carroll-Field-Jackiw electrodynamics, *Phys. Rev. D* **107**, 096018 (2023).
- [87] Filipe S. Ribeiro, Pedro D.S. Silva, M.M.Ferreira Jr., Anisotropic cold plasma modes in chiral vector Maxwell-Carroll-Field-Jackiw electrodynamics, *Phys. Rev. D* **109**, 076003 (2024).
- [88] D. G. Dimitriu and D. O. Dorohoi, New method to determine the optical rotatory dispersion of inorganic crystals applied to some samples of Carpathian Quartz, *Spectrochim. Acta Part A* **131**, 674 (2014).
- [89] L.A. Pajdzik and A.M. Glazer, Three-dimensional birefringence imaging with a microscope tilting-stage. I. Uniaxial crystals, *J. Appl. Cryst.* **39**, 326 (2006).
- [90] L. D. Barron, *Molecular Light Scattering and Optical Activity*, 2nd ed. (Cambridge University Press, New York, 2004).
- [91] X. Liu, J. Yang, Z. Geng, and H. Jia, Simultaneous measurement of optical rotation dispersion and absorption spectra for chiral substances, *Chirality* **8**, 1071 (2022).
- [92] J.-M. Pouirol, P. Q. Liu, T. M. Slipchenko, A. Y. Nikitin, L. Martin-Moreno, J. Faist, and A. B. Kuzmenko, Electrically controlled terahertz magneto-optical phenomena in continuous and patterned graphene, *Nat. Commun.* **8**, 14626 (2017).
- [93] I. Tutunnikov, U. Steinitz, E. Gershnel, J.-M. Hartmann, A. A. Milner, V. Milner, and I. Sh. Averbukh, Rotation of the polarization of light as a tool for investigating the collisional transfer of angular momentum from rotating molecules to macroscopic gas flows, *Phys. Rev. Res.* **4**, 013212 (2022); U. Steinitz and I. Sh. Averbukh, Giant polarization drag in a gas of molecular super-rotors, *Phys. Rev. A* **101**, 021404(R) (2020).
- [94] J. H. Woo, B. K. M. Gwon, J. H. Lee, D.-W. Kim, W. Jo, D. H. Kim, and J. W. Wu, Time-resolved pump-probe measurement of optical rotatory dispersion in chiral metamaterial, *Adv. Opt. Mater.* **5**, 1700141 (2017).
- [95] Q. Zhang, E. Plum, J.-Y. Ou, H. Pi, J. Li, K. F. MacDonald, and N. I. Zheludev, Electrogyration in metamaterials: Chirality and polarization rotatory power that depend on applied electric field, *Adv. Opt. Mater.* **9**, 2001826 (2021).
- [96] J. Mun *et al.*, Electromagnetic chirality: From fundamentals to nontraditional chiroptical phenomena. *Light Sci. Appl.* **9**, 139 (2020).
- [97] J. Ma, and D. A. Pesin, Dynamic Chiral Magnetic Effect and Faraday Rotation in Macroscopically Disordered Helical Metals, *Phys. Rev. Lett.* **118**, 107401 (2017).
- [98] U. Dey, S. Nandy, and A. Taraphder, Dynamic chiral magnetic effect and anisotropic natural optical activity of tilted Weyl semimetals, *Sci. Rep.* **10**, 2699 (2020).
- [99] R. Gueroult, Y. Shi, J.-M. Rax, and N. J. Fisch, Determining the rotation direction in pulsars, *Nat. Commun.* **10**, 3232 (2019).
- [100] R. Gueroult, J.-M. Rax, and N. J. Fisch, Enhanced tuneable rotatory power in a rotating plasma, *Phys. Rev. E* **102**, 051202(R) (2020).
- [101] P. D. S.Silva and M. M. Ferreira Jr., Rotatory power reversal induced by magnetic current in bi-isotropic media, *Phys. Rev. B* **106**, 144430 (2022).