

# Advancements in Molecular Property Prediction: A Survey of Single and Multimodal Approaches

TANYA LIYAQAT, Jamia Millia Islamia, India

TANVIR AHMAD, Jamia Millia Islamia, India

CHANDNI SAXENA, The Chinese University of Hong Kong, SAR China

Molecular Property Prediction (MPP) plays a pivotal role across diverse domains, spanning drug discovery, material science, and environmental chemistry. Fueled by the exponential growth of chemical data and the evolution of artificial intelligence, recent years have witnessed remarkable strides in MPP. However, the multifaceted nature of molecular data, such as molecular structures, SMILES notation, and molecular images, continues to pose a fundamental challenge in its effective representation. To address this, representation learning techniques are instrumental as they acquire informative and interpretable representations of molecular data. This article explores recent AI-based approaches in MPP, focusing on both single and multiple modality representation techniques. It provides an overview of various molecule representations and encoding schemes, categorizes MPP methods by their use of modalities, and outlines datasets and tools available for feature generation. The article also analyzes the performance of recent methods and suggests future research directions to advance the field of MPP.

Additional Key Words and Phrases: Molecular Property Prediction, Artificial Intelligence, Molecular Representation, Multimodal Integration

## ACM Reference Format:

Tanya Liyaqat, Tanvir Ahmad, and Chandni Saxena. 2024. Advancements in Molecular Property Prediction: A Survey of Single and Multimodal Approaches. 1, 1 (August 2024), 40 pages. <https://doi.org/10.1145/nnnnnnn.nnnnnnn>

## 1 Introduction

Predicting molecular properties is a critical endeavor in drug discovery and development that poses a substantial challenge to researchers. Artificial intelligence (AI) has revolutionized various field by providing innovative solutions to the complex problems. In recent years, AI has significantly advanced molecular property prediction (MPP) by providing researchers with powerful tools to expedite the drug discovery process [120]. Traditionally, MPP strategies relied on expert features of molecular data to predict molecular properties. While effective, This approach requires extensive domain knowledge to identify appropriate features for designing predictive models. Deep learning (DL) have shifted this paradigm by automatically learning intricate patterns and representations. This shift has democratized MPP, making the field more accessible by removing the requirement for manual feature engineering [105]. However, molecular structures, characterized by atoms and bonds, present significant challenges for direct processing. Similarly, the sequential representation of molecules, such as SMILES strings, encounters issues related to uniqueness and length.

---

Authors' Contact Information: Tanya Liyaqat, Jamia Millia Islamia, New Delhi, India; Tanvir Ahmad, Jamia Millia Islamia, New Delhi, India; Chandni Saxena, The Chinese University of Hong Kong, SAR China.

---

Permission to make digital or hard copies of all or part of this work for personal or classroom use is granted without fee provided that copies are not made or distributed for profit or commercial advantage and that copies bear this notice and the full citation on the first page. Copyrights for components of this work owned by others than the author(s) must be honored. Abstracting with credit is permitted. To copy otherwise, or republish, to post on servers or to redistribute to lists, requires prior specific permission and/or a fee. Request permissions from [permissions@acm.org](mailto:permissions@acm.org).

© 2024 Copyright held by the owner/author(s). Publication rights licensed to ACM.

Manuscript submitted to ACM

Manuscript submitted to ACM

1

To address these challenges, DL architectures are designed to represent molecule structures or SMILES into fixed-size vectors. Notable approaches for representation learning are Graph Neural Networks (GNNs), Recurrent Neural Networks (RNNs), Transformers, Convolutional Neural Networks (CNNs), and others [113, 169]. These methods can extract meaningful features from molecular structures and encapsulate the intricate relationships between a molecule chemical composition and its bioactivity [164]. Deep learning has also revolutionized Quantitative Structure-Activity Relationship (QSAR) modeling. For example, Stokes et al. [127] used DL to virtually screen over 100 million ZINC compounds and identified 120 with significant growth inhibition against *Escherichia coli* uncovering eight structurally distinct antibiotics. Similarly, Machine learning (ML) algorithms have played a pivotal role in identifying novel inhibitors for beta-secretase (BACE1), a key enzyme in Alzheimer’s disease progression [26]. AI-driven methodologies are also expediting drug discovery for other conditions, such as SARS-COV-2 [6] and nervous system diseases [139]. These advances promise to overcome longstanding challenges in pharmaceutical research and facilitate the creation of better medications.

### 1.1 Importance of MPP

In pharmaceutical research, predicting molecular properties is crucial for identifying viable drug candidates with desirable pharmacokinetic, pharmacodynamic, and safety profiles. Essential experimental approaches such as high throughput screening, assay formulation, and toxicological studies are employed in the drug development process. However, despite significant efforts, only one out of every five compounds that enter clinical trials ultimately receive market authorization. The financial investment required further complicates this process. With an estimated average cost of \$2.8 billion, experimentally testing billions of compounds for their suitability is both time-consuming and financially burdensome [44]. Therefore, accurately predicting properties such as bioactivity, solubility, permeability, and toxicity allows researchers to prioritize compounds for further experimental validation. Computer-assisted approaches, like QSAR, offer rapid prediction of these properties through mathematical models. These methods link molecular structures to biological processes, allowing rapid molecule profiling and identifying candidates for further screening, design, and optimization [19]. By focusing on compounds with favorable properties, researchers can streamline the drug discovery process and allocate resources more efficiently.

### 1.2 Previous Surveys and Comparative Studies

This section provides a comparative analysis between our survey and previous surveys. While many previous surveys have focused on specific aspects of MPP, our survey takes a comprehensive approach and covers various dimensions of the field. For instance, Shen and Nicolaou [120] delve into the description of ML techniques utilized in property predictions and the diverse representations employed for this purpose. Walters and Barzilay [141] summarize neural network-based approaches and ML methods along with their associated molecular representations. Wieder et al. [152] present an overview of various GNNs and their variants applied to the prediction of one or more molecular properties, showcasing the versatility of GNNs in these tasks. Li et al. [84] offer a comprehensive overview of DL techniques across various molecule data formats which include 1D, 2D, and 3D representations. Guo et al. [39] focus on graph-based molecule representation learning and its utility in property prediction in related domains such as molecule production, reaction prediction, and drug-drug interaction analysis. Hu et al. [53] survey DL applications in drug discovery including property prediction.

Existing reviews highlight recent trends in MPP but lack comprehensive discussion and analysis of multimodal-based

methods for property prediction. To address this gap, we present a taxonomy that examine both single and multimodal-based methods, alongside prevalent learning schemes. By categorizing and analyzing these approaches, we aim to provide readers with a detailed insight into the various techniques used in MPP. The structure of the overall overview is outlined in Figure 1. Additionally, to offer insights into the unique contributions of each study, a comparison of various aspects of MPP covered by different reviews including ours is presented in Table 1. Overall, the significant contributions made by this survey are summarized as follows:

- (1) **Encoding Scheme Review.** It explore the diverse representations available for molecules as shown in Figure 2 Furthermore, it offer a concise discussion on the encoding schemes used to transform raw data, such as SMILES and molecular structure to provide insights into the preprocessing steps crucial for model input. The illustration on encoding schemes is given in Figure 3.
- (2) **Modality-based Taxonomy.** A taxonomy for modality-based MPP, is outline as illustrated in Figure 4, encompassing methods from both single and multiple modalities-based approaches.
- (3) **Architectural and Training Strategies.** The survey delves into the decision points involved in their construction and training of standard DL models and present prevalent learning schemes utilized by researchers for enhancing MPP performance.
- (4) **Datasets and Tools.** Popular benchmark datasets and the availability of potential tools and services for feature generation is provided. Additionally, the paper present the top methods for each benchmark dataset in literature to offer insights into the efficacy of various predictive models.
- (5) **Challenges and Future Directions.** A discussion on the pressing challenges is presented highlighting both the existing opportunities and areas that require further exploration.

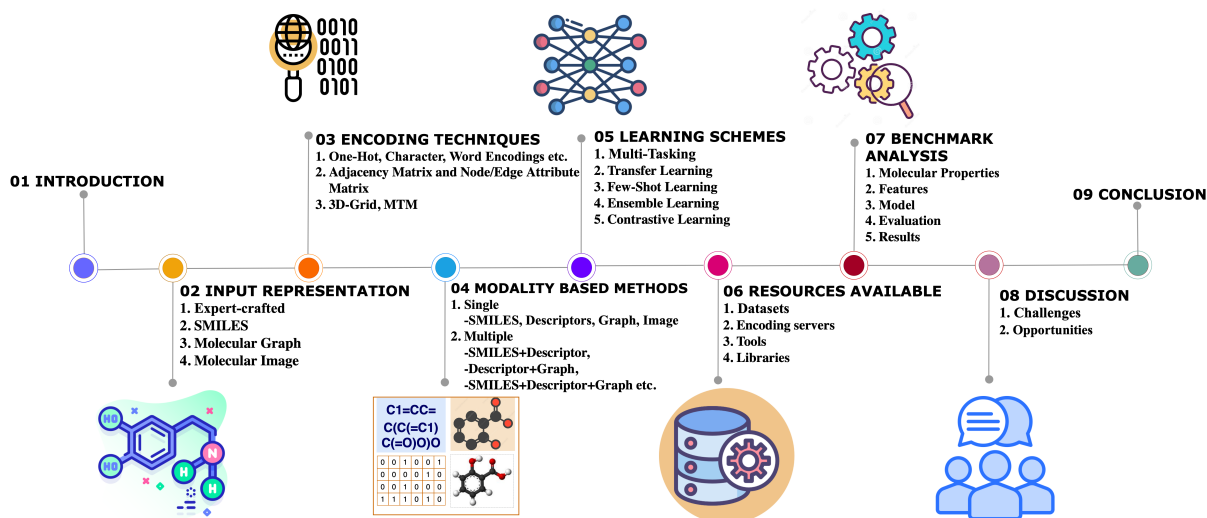


Fig. 1. The structure of the overall review.

In summary, Section 2 covers various input representations for molecular depiction. Section 3 provides a succinct overview of encoding schemes for SMILES and Graph molecular data. Section 4 explores both single and multimodal methodologies in MPP. Section 5, discuss standard DL models and learning schemes for property prediction. Section 6

examines MPP datasets, tools and servers, and include performance metrics of the top-5 methods reported in the literature across different molecular properties. Section 7 provides benchmark analysis of the methods and models involved in MPP. Section 8 addresses challenges, opportunities and future research trends in the field. Finally, Section 9 conclude the paper.

Table 1. Comparison of the survey with others on MPP in terms of Molecule Input Expression (MIE), Encoding Techniques (ET), Modality Methods (MM), Learning Schemes (LS), Resources (RE), and Benchmark Analysis (BA).

Article	MIE	ET	MM		LS	RE	BA
			Single	Multiple			
Shen and Nico-laios [120]	✓	✗	Descriptors,Fingerprint, SMILES,Graph	✗	Multitask Learning, Transfer Learning	✗	✓
Oliver et al. [152]	✗	✗	Graph	✗	Supervised,Unsupervised, Semi-Supervised, Reinforcement Learning	✗	✗
Li et al. [84]	1D,2D,3D	✗	SMILE,Graph,Image	SMILES+Graph, Descriptors+SMILES+Graph	Transfer Learning, Meta-Learning, Multi-Task Learning	✗	✗
Hu et al. [53]	SMILES,Fingerprints, Graph	✗	SMILES,Fingerprints, Graph	✗	✗	Databases, Datasets	✓
Ours	Fingerprints,Descriptors, SMILES,Image,Graph	SMILES encodings,Graph encodings, Image encodings	Fingerprints,Descriptors, SMILES,Image,Graph	SMILES+Graph, Fingerprint+Graph, Fingerprint+Graph+SMILES, SMILES+Graph+Image	Multi-task learning, Transfer Learning, Few-shot Learning, Ensemble Learning	Datasets, Encoding Servers,Tools, Libraries	✓

## 2 Availability of Different Molecule Input Expressions

Researchers and chemists have several input expressions to facilitate the investigation, analysis, and prediction of molecular properties. This section provides a concise overview of the commonly used molecule input expression for property prediction.

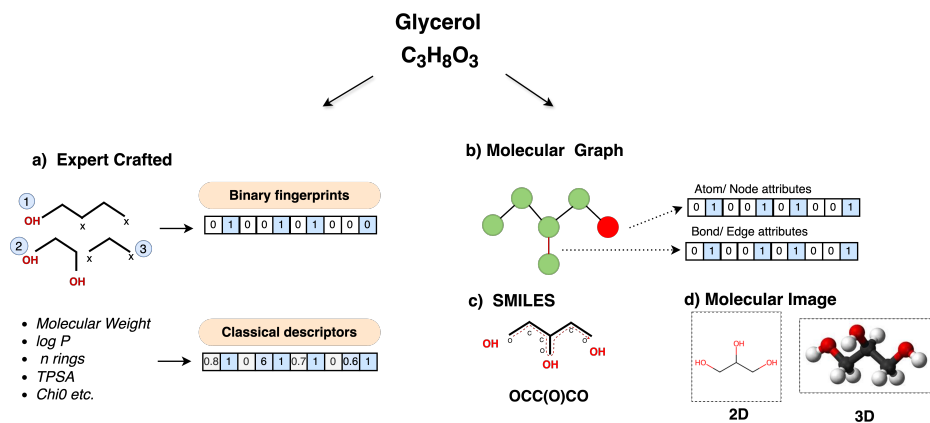


Fig. 2. Various input representations of molecules utilized in MPP

### 2.1 Expert-crafted Features

The term "expert-crafted features" refers to chemical descriptors and fingerprints manually developed by experts in chemistry, bioinformatics, and related fields. These features encapsulate molecular traits, structural characteristics, and

domain-specific information of chemical compounds, effectively capturing crucial molecular properties and structural patterns [161].

- **Molecular descriptors.** These numerical representation of chemical properties are fundamental in QSPR modeling. Various types of descriptors capture different facets of molecular structure and properties [63]. For example, topological descriptors reflect molecular structure through connectivity patterns, while electronic and geometrical descriptors detail electronic properties and molecular geometry. Constitutional descriptors outline molecular composition and atom connectivity. Physicochemical descriptors, 3D descriptors, among others, further enrich the molecule representation. By integrating these descriptors, researchers develop robust models for accurately predicting molecular activities across diverse chemical space [37].
- **Molecular fingerprints.** Molecular fingerprints are binary bit strings that represents the substructural features of molecules. Two widely used methods for molecular fingerprinting are key-based fingerprints and hash fingerprints. Key-based fingerprints, exemplified by molecular access system (MACCS) [30] and the PubChem fingerprint [2], employ a predetermined fragment library to encode molecule into a binary vector based on its substructures. MACCS utilizes 166 predefined fragments and is compatible with cheminformatics software tools like RDKit [3], and CDK [1]. Conversely, the PubChem fingerprint has 881 bits representing features such as element count, ring system type, atom pairing, nearest neighbors, detailed information is available in the corresponding document [2]. Hash fingerprints, unlike key-based fingerprints, generate unique binary representations for molecules using hashing algorithms. These algorithms hash the molecular structure into a unique identifier, which is then converted into a binary fingerprint. Common hash fingerprint algorithms include daylight, extended-connectivity fingerprints (ECFP), and topological torsion fingerprints (TTFP).

## 2.2 SMILES

Introduced by Weininger [150] in 1987, SMILES provides a concise notation for representing molecular structures. SMILES encode essential structural information such as atom types, bonds, connectivity, and stereochemistry using a sequence of characters and symbols. However, they do come with limitations. The length of SMILES representation varies with the size of the molecule, presenting challenges in developing generic models. Additionally, SMILES lacks internal canonicalization, allowing atoms to be mapped in any order that results in multiple notations for a single compound. Despite these limitations, SMILES strings are widely used in cheminformatics, particularly as inputs for natural language processing (NLP) algorithms [108, 165], which have shown promising results [47].

## 2.3 Molecular Graph

Molecular graphs serve as highly detailed representations of molecules. Within these graphs, nodes typically represent individual atoms with features such as atomic number, hybridization state, and other properties. Edges between nodes signify the chemical bonds between atoms, encoding crucial details such as bond type (e.g., single, double, or triple bonds) and bond length. DL methods, particularly GNNs, has shown promising results in tasks such as property prediction by effectively extracting the complex relationships encoded within molecular graphs [23].

## 2.4 Molecular Image

Molecular images [167], often denoted as 2D or 3D visual representations of molecular structures play a crucial role in property prediction methodologies as it allows researchers to visually inspect and analyze the structure of molecules.

These images serve as inputs for models tasked with predicting molecular properties. The visual nature of these representations enhances interpretability and allow researchers to discern how changes in molecular structure correlate with changes in predicted properties [169].

### 3 Encoding Techniques

In this section, encoding schemes are categorized into three groups based on modality: SMILES encoding, molecular graph encoding, and image encoding techniques. These methods transform raw data into model-compatible representations for subsequent processing.

#### 3.1 SMILES Encoding Techniques

One-hot encoding [115] is a prevalent technique used to convert categorical data into a format suitable for ML models. Each character (atom or bond symbol) in the SMILES string is mapped to a unique index and represented as a binary vector with the value corresponding to the index of the character set to 1 and all other values set to 0. This is known as character-level tokenization, where each character in a sequence is treated as a separate token, and then encoded for model input. Word-level tokenization, on the other hand, tokenizes the SMILES string into individual words or chemical fragments, assigning a numerical index to each unique word or fragment. This is similar to one-hot encoding but uses words instead of characters. For example, given the SMILES string 'CC(=O)O=C', the following examples illustrate one-hot encoding, character-level tokenization, and word-level tokenization.

- **One-hot encoding.** first step is to identify the unique characters present, which in this case are ['C', '(', '=', 'O', ')']. These characters are then one-hot encoded. For instance, the one-hot encoding of 'C' is [1, 0, 0, 0, 0], '(' is [0, 1, 0, 0, 0]. Likewise, the vector is generated for all unique characters resulting in a matrix with dimensions  $n \times m$ , where  $n$  is the length of the SMILES string and  $m$  is the number of unique characters identified.
- **Character-level tokenization.** SMILES strings are tokenized into individual characters. For example, the SMILES string 'CC(=O)O=C' may be tokenized into the characters ['C', 'C', '(', '=', 'O', ')', 'O', '=', 'C'].
- **Word-level tokenization.** Word-level tokenization of the given SMILES string may result in the following tokens: ['C', '(', '=', 'O', ')O']. Each token represents a meaningful unit in the SMILES string, such as individual atoms ('C'), functional groups ('=O'), and parentheses ('(', ')') used to denote branching or cyclic structures.

One-hot encoding provides a straightforward representation by encoding each character in the string while preserving the sequence. However, it results in sparse vectors that may not capture intricate relationships or important connections between characters and substructures, especially with large strings. Therefore, researchers investigate more sophisticated encoding strategies depending on the task and the properties of the data. Word-level tokenization, for instance, can capture semantic and substructure information. For example, tokenizing 'C(=O)O' into ['C', '(', '=', 'O', ')', 'O'] provides insights into atoms arrangement and the presence of a carbonyl group. Word2vec [22] is a widely adopted method for generating word representations in a continuous vector space. For SMILES encoding, each character or token in a SMILES string is treated as a 'word', with vector embeddings learned from co-occurrence patterns. Building on Word2Vec, methods like SPVec [176] have emerged. SMILES pair encoding [82], unlike character-level tokenization, operates on substructures, to capture more detailed structural features. SMILES2Vec [36] encodes entire strings into fixed-length vectors using RNNs, processing strings character by character. The effectiveness of these techniques depends on the granularity chosen for tokenization, and semantic coherence. Byte Pair Encoding (BPE) iteratively merges the most frequently occurring pairs of characters into a subword vocabulary that represents meaningful units in

chemical structures [122]. Skip-gram [110], a similar embedding technique, transforms SMILES into numerical vectors by predicting tokens likely to appear nearby a given target token, capturing relationships and similarities between different parts of the chemical structure that are based on context. These context-based embeddings improve model ability to understand and interpret molecular properties for various prediction tasks.

### 3.2 Graph Encodings

Graph encodings are mathematical representations of molecular structures that enables computational analysis. These encodings typically involve three matrices: adjacency matrix, node attribute matrix, and edge attribute matrix.

- **Adjacency matrix.** The adjacency matrix captures the connectivity between atoms within a molecule. It is a square matrix where each row and column corresponds to an atom. The entries indicate the presence (1) or absence (0) of bonds between pairs of atoms. Additionally, the node attribute matrix and edge attribute matrix encode further information about the nodes (atoms) and edges (bonds) of the molecule.
- **Node attribute matrix.** The node attribute matrix contains information about the attributes or properties associated with each node (atom) in the molecular graph. Each row corresponds to a node, and each column represents a specific attribute or feature, such as atom type (e.g., carbon, hydrogen, oxygen), atomic number, mass, charge, hybridization state, and other chemical properties. Encoding these attributes in a matrix format facilitates the incorporation of node-specific information into graph-based ML models.
- **Edge attribute matrix.** The edge attribute matrix stores details about the properties of each bond within the molecular graph. Rows represent individual edges connecting pairs of nodes, while columns correspond to specific attributes or features of these edges. Attributes include bond type (single, double, triple), bond length, bond angle, torsion angle, and other geometric or chemical characteristics relevant to atom interactions. Incorporating edge-specific information enhances machine learning models' ability to discern intricate chemical interactions and structural patterns within molecular graphs.

### 3.3 Image Encoding techniques

- **Molecular Topographic Maps (MTMs).** MTMs are a representation technique that encodes molecular structures into a two-dimensional format. They are particularly useful as an image encoding method for depicting molecular structures, suitable for models like CNNs. MTMs capture structural and physicochemical attributes of molecules, including atom distribution, functional groups, and electrostatic potentials. They employ colors or contour lines to delineate different regions of the molecule, visually portraying spatial distribution and features. For example, specific colors may indicate the presence of particular functional groups or electron density levels. These images serve as input data for image-based property prediction models.
- **3D grid.** The 3D grid representation is a notable method within MPP categorized under image-encoding techniques. This approach effectively captures spatial information inherent in molecular structures by transforming them into a grid of voxels, akin to pixels in a 2D image. Each voxel in the grid corresponds to a localized region of space surrounding the molecule, incorporating features such as atomic charges and molecular density. The resulting grid can be visualized as a 2D image or treated as a 3D tensor. Similar to conventional images, machine learning models, particularly CNNs adept at processing visual data, can analyze patterns and relationships within the molecular data encoded in these 3D grids. Integrating CNNs with 3D grid representations enables researchers to gain deeper insights and make accurate predictions across various property prediction tasks.

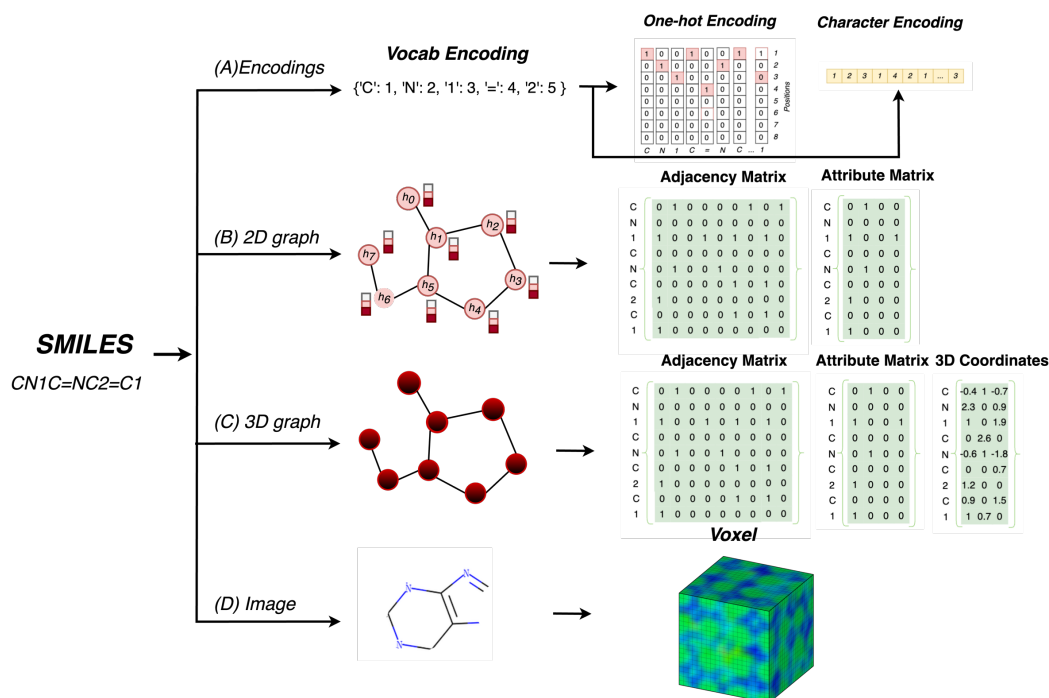


Fig. 3. Encoding methods used for encoding SMILES, molecular graph and molecular images into a model processing format.

## 4 Modality-based MPP

This section reviews the evolution of modality-based MPP techniques, progressing from traditional handcrafted features to raw chemical data. Initially, MPP relied on manually crafted features using conventional ML models. The advent of DL enabled direct utilization of raw chemical compound data. We explore methods based on single and multiple modalities. Figure 4 illustrates a modality-based taxonomy for MPP. Single modality techniques consist of methods using either expert-features, SMILES, graph, or image modality. Multiple modality techniques include methods that integrate diverse representations like hand-crafted features, graph structures, and images to enhance prediction accuracy. The input of each category are fed as input to ML and DL architecture for predicting molecular properties.

### 4.1 Single modality techniques

**4.1.1 Expert-crafted feature based methods.** Expert-crafted feature-based methods are integral to MPP. Table 2 provides a comprehensive overview of various ML techniques used in these methods. For domain-specific information, the descriptors are frequently used as input to ML algorithms to predict molecular properties. Mucs [172] uses LightGBM to predict toxicity against various endpoints using the Tox21 and mutagenicity dataset and compared it to XGBoost, deep neural networks (DNN), random forest (RF), and support vector machine (SVM). Using 12 molecular fingerprints of 1003 structurally different compounds, Zhang [173] presented three unique ensemble models based on RF, SVM, and XGBoost to predict the carcinogenicity of drugs. Researches [33, 173] show that testing multiple descriptors, algorithms, and hyperparameters on diverse data splits is essential for creating stable, high-performance models. Sheridan [121]



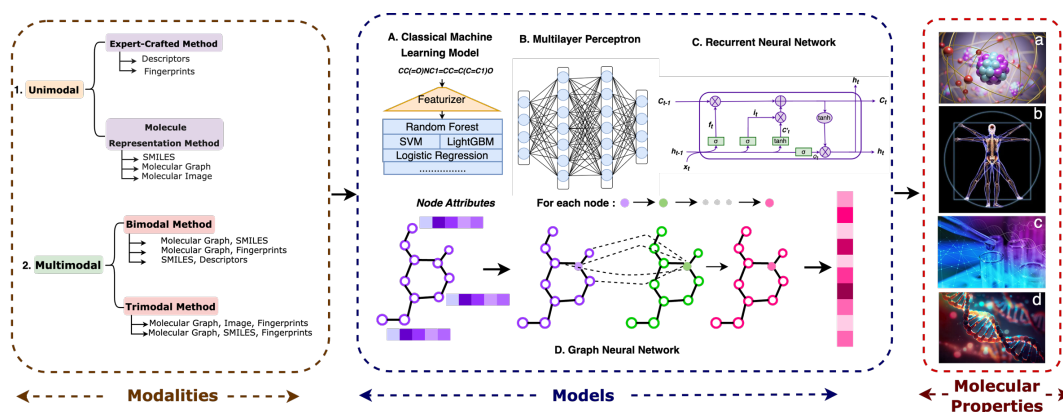


Fig. 4. Modality based taxonomy of various molecular property areas including (a) Quantum chemistry (b) Physiological (c) Physical chemistry (d) Biophysics

evaluated various ML models across 30 datasets with diverse on-target and off-target properties. The datasets such as BACE and hERG were assessed for computational time, space utilization, and performance metrics. Ensemble models outperformed individual ML models and rule-based systems, especially in sensitivity. Yang [165] introduced SPOC, a molecular representation combining fingerprints with commonly used descriptors in QSAR/QSPR. Tested on 12 datasets SPOC showed significant potential. The combination of Avalon and atom-pair fingerprints with RDKit descriptors achieved the highest performance across all tasks.

The effectiveness of predictive models often depends on the quality of expert features, though these may not always be optimal. With the rise of SMILES, molecular graphs, and molecular images, the benefits of traditional feature selection have diminished, blurring the lines between handcrafted and machine-learned features. In conclusion, while traditional descriptors and fingerprints have been essential in MPP, the field is shifting towards machine-learned representations. This transition underscores the importance of evaluating and refining modeling techniques to adapt to new methodologies and enhance predictive performance in drug discovery and related fields.

**4.1.2 SMILES.** SMILES serves as a widely adopted format for representing chemical compounds in various databases [150]. Recent advancements in NLP have enabled effective integration of SMILES sequences into property prediction tasks. By employing preprocessing techniques and learning schemes, these methods extract meaningful features from SMILES to optimize predictive modeling. Similar to image analysis techniques that use transformations like blurring or rotation to expand training datasets, SMILES-based approaches utilize augmentation methods to enhance data for better representation learning [125]. For example, Kimber et al. [64] employed five SMILES augmentation methods across physicochemical datasets and showed improvements in terms of accuracy. Chen and Tseng [15] demonstrated the effectiveness of CNNs using the convS2S architecture. Augmented SMILES strings are translated into embedding vectors through a count-based dictionary. An encoder network, comprising a convolutional block, gated linear units (GLUs), and fully connected layers, processes these vectors. Positional embeddings are also incorporated to capture sequential information. SCFP, as proposed by Hirohara et al. [46], also uses CNN that processes one-hot encoded SMILES vectors. CNN-based models, though effective, necessitate a fixed input sample length, requiring drug SMILES to be padded or truncated prior to be fed as input. This is approached in two ways, by taking either the average of SMILES length or maximum SMILES length. However, both these methods cause either data loss or introduce noise. In addition to

Table 2. An overview of expert-crafted feature based approaches for MPP

Year	Dataset	Task	Input Representation	Method	Evaluation criteria	Reference
2017	AMES	Classification	Descriptors, ECFP-14	Naïve Bayes	5-Fold CV	Zhang et al.[170]
	eChemPortal	Classification	Descriptors, PubChem, MACCS, Substructure, CDK, Estate	SVM, KNN, Naive Bayes, DT, RF, ANN	5-Fold CV	Fan et al.[31]
2018	BBBP	Classification	Descriptors, PubChem, Klekota-Roth, CDK-Extended, 2D-Atom Path, FP4	SVM	Train-Test Split	Yuan et al.[168]
	BBBP	Classification	Descriptors, Fingerprints	LR, RF, KNN, SVM, MLP	10-Fold CV	Wang et al.[149]
	ADME	Classification, Regression	ECFP-3	DNN, SVM	10-Fold CV	Zhou et al.[181]
2019	LogD <sub>7.4</sub>	Classification	Multiple Descriptors	Consensus of RF, XG-boost, SVM, GB	Random Split	Fu et al.[33]
2021	OECD-TG471	Classification	Fingerprints	Balancing Techniques, GBT, RF, MLP, KNN	Tech-SVM, Random Split	Bae et al.[5]
2022	BBBP	Classification	Mol2Vec	1D-CNN, MLP	10-Fold CV	Parakka et al.[108]
	HIV, BACE, QM7, Lipo, BBBP, ESOL etc.	Classification, Regression	Descriptors, Fingerprints	RF	Random Split	Yang et al.[165]

CNNs, RNNs, particularly LSTM and GRU, have gained widespread adoption for sequence processing. Li et al. [72] introduced a hybrid architecture that comprises of stacked CNN and RNN layers for representation learning. Segler et al. [116] demonstrated that an RNN trained on molecular SMILES strings effectively capture syntactic structure in SMILES and the distribution of chemical space. Similarly, Huo et al. [49] exploited SMILES using a Bidirectional Long Short-Term Memory (BiLSTM) network augmented with channel and spatial attention modules. While RNNs, when combined with augmentation techniques, demonstrate proficiency in capturing sequence information, they may not adequately encapsulate atomic relations and bond types, which are vital for understanding molecular structures. Furthermore, while enumeration techniques facilitate the creation of larger datasets, molecules are not conducive to such implementations. Even a minor alteration in the position of a single atom within a molecule can profoundly influence its biological activity. To address these limitations, researchers have explored methods to incorporate functional groups information, as SMILES sequences may lack direct provision for such details. Contextualized architecture named Mol2Context-vec [96], employs a BiLSTM framework that enables the integration of diverse internal states to generate dynamic representations of molecular substructures. The resulting molecular representation facilitates the capturing of interactions among atomic groups, particularly those that are spatially distant. Shao et al. [119] employed an optimized word2vec model for accurately representing the relationship between a compound and its substructure. The model demonstrated effectiveness in predicting the inhibitory effect of compounds on HBV and liver toxicity. Table 3 provides comprehensive details of SMILES based methods which includes information on datasets used, encoding techniques employed, evaluation metrics, and other relevant parameters.

The SMILES and transformer-based architectures have also emerged as pivotal tool revolutionizing the field of MPP. A common approach involves adapting pre-trained transformer models, such as BERT (Bidirectional encoder representations from transformers) [25] for the extraction of atomic or molecular attributes from SMILES sequences [142]. Besides BERT, generative methods also exist for molecular representation learning that employs encoder-decoder architectures. Hu et al. [51] employed a Gated Recurrent Unit (GRU) based encoder-decoder model to generate fixed-dimensional

latent features representing molecules from SMILES strings, subsequently employing a CNN model for downstream tasks. Transformers can also be customized for MPP by designing task-specific architectures, such as transformer based encoders or decoders. These architectures may include additional layers or modules tailored to handle molecular data to capture structural dependencies in molecular graphs. For instance, the transformer model primarily designed for sequence-to-sequence tasks has been adapted for both discriminative and generative purposes by leveraging its encoder and decoder subunits independently. Molecular transformer models, such as SMILES-Transformers (ST) [47], ChemFormer [55], and Transformer-CNN [62], utilize variants of the transformer model like BERT [25], BART [70], and RoBERT [92] as base models. ST employs the transformer model and uses the encoder output as a molecular embedding for MPP. ChemFormer adopts the BART model, utilizing the transformer as a denoising autoencoder and leveraging multiple SMILES representations for data augmentation. Similarly, Transformer-CNN is trained to produce different valid SMILES representations for the same molecule. While some studies focus solely on the encoder model for discriminative tasks, others like SMILESBERT [142] and MolBERT [77], employ the encoder with pre-training objectives tailored to molecular properties and chemical language comprehension. These objectives aims to predict various physico-chemical properties and enhances the model understanding of SMILES non-uniqueness by identifying equivalent representations. Transformers also extend to capture geometric information, a crucial aspect of molecular structures [20, 69]. Transformers with their ability to attend to global and local dependencies in data sequences, offer a promising approach to effectively encode and understand the geometric arrangements of atoms within molecules.

Table 3. An overview of the SMILES based methods developed for MPP

Year	Dataset	Task	Input	Encoding	Method	Evaluation	GitHub/Server	Reference
2019	BBBP,BACE,Ames,ESOL	Classification, Regression	SMILES, InCL	Tokenization	CNN,RNN	Random CV, Cluster CV	jrwinter/cddd	Winter et al. [154]
	PubChem	Regression	SMILES	Skip-Gram	Tree-LSTM, BPNN	-	-	Su et al. [128]
2020	Lipo,FreeSolv, HIV,BBBP	Classification, Regression	SMILES	Tokenization	MolPMoFIT	Random Split	-	Li and Fources [81]
	Lipo,BACE,FreeSolv, BP,HIV,AMES, BBBP,ToxCast	Classification, Regression	SMILES	One-hot Encoding	Transformer, CNN	Random Split	bigchem/transformer-cnn	Karpov et al. [62]
	HIV,BACE,BBBP, Tox21,ClinTox,SIDER	Classification	SMILES	Byte Pair Encoding, Word2Vec	Message Passing	Train-Test Split	-	Jo et al. [56]
2021	Tox21,HIV,BBBP, SIDER, CLINTOX	Classification, Regression	SMILES	Atom-Embedding	Self-Attention, CNN	Random Split	arwhirang/samtl	Lim and Lee [86]
	QSAR datasets	Regression	SMILES	SMILES Pair Encoding	AWD-LSTM	Random Split	Xin haoLi74/SmilesPE	Li and Fources [82]
	Tox21,BBBP, CLINTOX, SIDER	Classification	SMILES	Morgan Based Atom Identifier	BERT	Scaffold Split	cxjiang/MolBERT	Li and Jiang [77]
2022	logS,logP,logD	Regression	SMILES	Word2Vec based tokenization	BiLSTM, CBAM, MLP	Random Split	SMILES-Enumeration-Datasets	Hou et al. [49]
	Lipo,BACE,ESOL, HIV,FreeSolv, HBV,HepG2	Classification, Regression, Classification	SMILES Augmentation	Tokenization	Stacked CNN, and RNN	5-Fold CV	-	Li et al. [72]
	MoleculeNET	Classification, Regression	SMILES	Tokenization, Skip-Gram	Morgan based ECFP	BERT, CNN	Random Split	-
2023	MoleculeNET, Cytotoxicity	Classification, Regression	SMILES Augmentation	Tokenization,	1D-CNN, Multi-head Attention	Random Split	PaccMann/toxsmi	Markert et al. [101]
2024	ESOL,FreeSolv, Lipo,BBBP,ClinTox	Classification, Regression	SMILES	Tokenization,	CNN,BERT	Random Split	-	Yan et al. [162]

**4.1.3 Molecular Graph.** Graph-based methods for predicting molecular properties represent molecules as graphs, with atoms as nodes and bonds as edges. These methods leverage molecular structure and topology to extract critical

information for property prediction. We provide a detail insights into graph-based methods for MPP on various parameters in Table 4. Graph convolutional networks (GCNs) apply convolution operations over graphs to learn and propagate data across nodes and edges, capturing both local and global structural features. GCNs use two main approaches: spectral convolution and spatial convolution. Spectral convolution relies on the graph Fourier transform, which converts graph data into the frequency domain using the eigenvectors of the graph Laplacian matrix. Methods like ChebNet employ this approach. Shang et al. [118] proposed an edge-aware spectral GCN model featuring an adaptive spectral filter. This model segmented the molecular graph into multiple views based on edge type and introduced a consistent edge-mapping mechanism to learn edge attention weights. However, spectral methods are limited compared to spatial methods due to their constraint of fixed graph sizes. Spatial convolution propagates information through the graph by aggregating features from neighboring nodes, considering their local structure. Techniques like GraphSAGE and Graph Isomorphism Networks (GINs) use spatial convolution. These models require an adjacency matrix, a node feature matrix, and an edge feature matrix. TrimNet [78] emphasizes edge information via a triplet-aware edge network, enhancing edge information retrieval. Gilmer et al. [35] proposed a message passing neural network (MPNN) to acquire a graph-level embedding containing both node features and weighted edge messages. Graph-based models often suffer with the issue of oversmoothing, wherein multiple layers of message passing and aggregation cause nodes to become increasingly similar to each other. To address this challenge, specialized form of graphs, such as directed graphs with directed edges, can be employed. For instance, the edge memory neural network [135] focuses on edge messages, and the iteratively focused graph network (IFGN) identifies key attributes responsible for specific properties. The illustration about the graph based model along with two different modalities is shown in Figure 5.

In many real-world applications, graphs often exhibit hierarchical organization, where entities at different levels of granularity interact with each other in complex ways. Therefore, it is crucial in GNN as well as it allow the model to capture multi-scale structures and relationships within graphs. Su et al. [128] and Wang et al. [148] converted graphs into tree-based structures to capture hierarchical characteristics. Wang et al. [143] introduced a multi-channel tree-based method for predicting molecular structures, transforming molecules into substructure graphs traversed using the breadth-first search (BFS) algorithm. This method extracts molecular features at both node and molecule levels, capturing fine-grained and coarse-grained information. However, converting graphs to trees introduces non-uniqueness due to variations in traversal methods and root atom selection, impacting model generalizability.

GNNs often require large amounts of labeled data for training, which may be expensive or impractical to obtain. SSL allows GNNs to leverage large amounts of unlabeled data reducing the need for labeled examples. The efficacy of contrastive learning in predicting molecular properties depends significantly on selecting and generating relevant pairs of molecular structures. Studies by Rong et al. [112] and Sun et al. [131] highlight the importance of well-curated pairs. Pre-training methods like GROVER [112], MoCL [131], and MGSSL [177] tend to outperform conventional methods, allowing pre-trained GNN models to transfer to downstream tasks with limited labeled data. The learned representations from self-supervised tasks often capture generic structural properties of graphs, making them useful for a wide range of tasks without the need for task-specific labeled data. Spatial arrangement and orientation of atoms in a molecule, also significantly influence its properties and behavior. This conformational information significantly impacts geometric characteristics such as bond angles, dihedral angles, and bond lengths. Therefore, integrating conformational information into molecular representations allows for a more accurate depiction of a molecule’s shape and geometry, enhancing MPP precision. Lu et al. [94] introduced a multilevel GCN that preserves both conformational and spatial information. On a similar note, Liu et al. [93] proposed spherical message passing and SphereNet for 3D molecular learning, achieving generalized predictions of rotation and translation invariance. Additionally, Liu et al. [91] also

introduced a semi-supervised method using both 3D and 2D graphs of the same molecule to train models. However, handling conformational flexibility and capturing relevant conformers for property prediction pose computational challenges. To address this, researchers are incorporating curvature information to enhance GNN effectiveness. Inspired by the Graphformer architecture [166], Chen and Tseng [17] developed a curvature-based transformer model that improves graph transformer neural networks by preserving both structural and functional information with discretized Ricci curvature. The line graph transformer (LiGhT) [74] is another innovative transformer model specifically designed to capture the structural information of molecular graphs, emphasizing the significance of chemical bonds. These advancements signify a shift towards enhancing the structural understanding and predictive capabilities of GNN models in MPP.

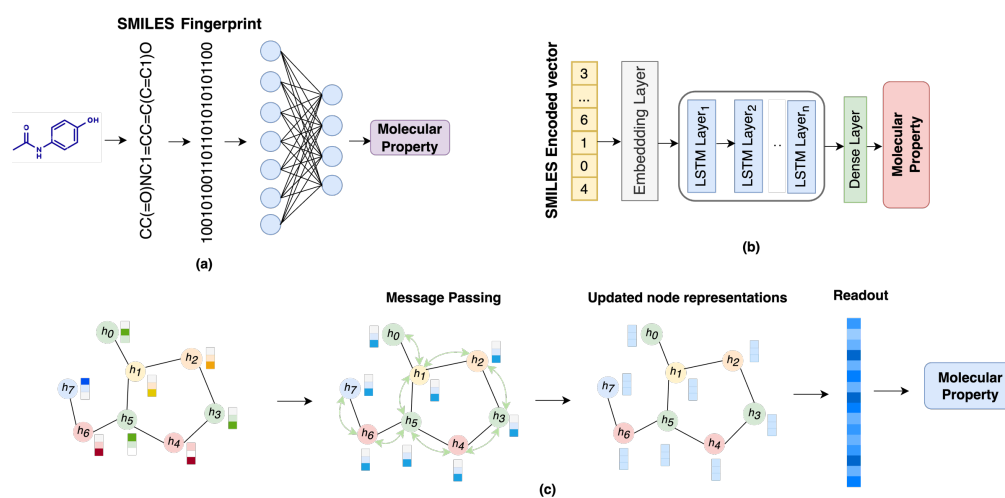


Fig. 5. Illustration of MPP using (a) Descriptor-based Neural Network, (b) SMILES string-based sequential model such as LSTM, and (c) Molecular structure-based Graph Neural Network (GNN). Each approach utilizes a different input representation to predict molecular properties, showcasing the versatility of computational methods in addressing diverse challenges in drug discovery and materials science.

**4.1.4 Molecular Image.** The success of DL in image processing has inspired advancements in MPP through image-based methods. These methods transform molecular structures into images, leveraging image analysis to capture complex molecular details and enhance prediction accuracy. Although RDKit provides tools for generating molecular images, these often lack essential visual elements like bond annotations, atom labels, and clear stereochemistry. To address this, Yoshimori introduced molecular MTMs [167], representing molecules as 2D matrix data. MTMs, generated using atomic features through generative topographic mapping, have demonstrated superior performance compared to traditional molecular fingerprints such as Morgan fingerprints and MACCS keys.

While frequency-domain methods are typically associated with signal analysis, they have also been explored in MPP to extract structural and property-related information. Converting images from the spatial to the frequency domain facilitates the separation of various image components, such as background noise, edges, and textures. Tchagang and Valde [134] transformed molecules into images using frequency-domain techniques by first converting the molecule to a 1D Coulomb matrix and then introducing a time-frequency-like (TFL) transformation. This approach encodes

Table 4. An overview of the GNN based methods developed for MPP

Year	Dataset	Task	Spatial/ Spectral	Method	Evaluation	GitHub/ Server	Reference
2019	QM9, MUTAC, NCI1	Classification, Regression	Spatial	CCN	10-Fold CV	-	Maron et al. [102]
	ChemBL	Regression	Spatial	GraphNet	Random Split	choderalab/gimlet	Wang et al. [147]
	QM9, COD, CSD	Regression	Recurrent	DGGNN	-	-	Mansimov et al. [100]
	MUTAC	Classification	Spatial	RGAT and RGCN	5-Fold CV	-	Busbridge et al. [7]
	ESOL, LIPO, Tox21	Classification, Regression	Spatial	ExGCN	Random split	-	Meng et al. [104]
2020	HIV, MUV, BBBP, Tox21, SIDER, QM8, ESOL, LIPO etc.	Classification, Regression	Spatial	AttentiveFP	Random Split	-	Xiong et al. [159]
	HIV, MUV, BBBP, Tox21, SIDER, QM8, ESOL, LIPO	Classification, Regression	Spatial	AMPNN, EMNN	Random Split	edvardlindelof/graph-neural-networks-for-drug-discovery	Withnall et al. [155]
	NCI109	Classification	Spatial	MxPool	10-Fold CV	JucatL/MxPool	Liang et al. [85]
	QM9, ZINC	Classification	Spatial	Local Relational Pooling	Random split	leichen2018/GNN-Substructure-Counting	Chen et al. [18]
	BBBP, ADMET	Regression	Spatial	MT-PotentialNet	Temp <sup>1</sup> +MW <sup>2</sup> Split	-	Feinberg et al. [32]
2021	MACE, BBBP, Tox21, SIDER ClinTox	Classification	CGNN	MVGNN	Scaffold Split	-	Ma et al. [97]
	Tox21, Freesolv, Lipo, eSOL	Classification, Regression	Spectral	EAGCN	Random Split	-	Shang et al. [118]
	PDBbind-v2007, PDBbind-v2013, PDBbind-v2016	Regression	Spatial	MP-GNN	Random Split	Alibaba-DAMO-DrugAI/MGNN	Li et al. [83]
	BACE, Tox21, QM8, QM7, ESOL, Lipo, FreeSolv, SIDER	Classification, Regression	Spatial	MV-GNN, CD-MVGNN	Scaffold split	uta-smile/CD-MVGNN	Ma et al. [98]
	Tox21, ToxCast, BBBP, BACE, ESOL, Lipo, FreeSolv, SIDER	Classification, Regression	Spatial	IFGN	Scaffold split	http://graphadmet.cn/works/IFGN	Tian et al. [135]
2023	BBBP	Classification	Spatial	MPNN, GAT, GCN	Scaffold Split	-	Dinesh et al. [27]
	Log S	Regression	Spatial	GCN, GIN, GAT, Attentive FP	10-Fold CV	-	Ahmad et al. [4]
	ESOL, Lipo, FreeSolv, SIDER Tox21, ToxCast, BBBP, BACE	Classification, Regression	Spatial	3D-Mol	Random split	AI-HPC-Research-Team/3D-Mol	Kuang et al. [67]
2024	ESOL, Lipo, FreeSolv, SIDER Tox21, ToxCast, BBBP, BACE	Classification, Regression	Spatial	DIG-Mol	Random split	ZeXingZ/ DIG-Mol	Zhao et al. [178]
	HIV, MUV, QM7, QM8, QM9 HIV, MUV, SIDER Tox21, Clintox, BBBP, BACE	Classification, Regression	Spatial	AEGNN-M	Random, scaffold split	Sixseven-Five/AEGNN-M)	Cai et al. [12]

structural, geometric, energetic, electronic, and thermodynamic properties. However, image-based methodologies in MPP face challenges in transforming data samples into Euclidean space, often lacking essential atom and bond attributes necessary for precise predictions. Further research is needed to develop image generation techniques that reveal intricate relationships among atoms from specific perspectives.

Recent advancements in image-based DL models have contributed to MPP. One method involves using a 3D grid, which divides the space surrounding a molecule into voxels [136]. Processing a 3D grid typically involves 3D convolutional operations, which detect local and spatial patterns within the 3D structure. This allows the model to learn from the 3D arrangement of atoms and molecular features. Libmolgrid [132] is a library for depicting 3D molecules using arrays of voxelized molecular data, supporting temporal and spatial recurrences to facilitate work with convolutional and recurrent neural networks. Although studies on 3D grids for MPP are currently limited [73], this approach is expected to play a significant role in advancing MPP and drug discovery efforts.

## 4.2 Multiple modality techniques

Multi-modality models leverage diverse representations such as expert features, SMILES, molecular graphs, and molecular images, and integrates them to capture various essential aspects of molecular structures. We provide the representative model and the comprehensive summary of multi-modality methods in Table 5. This comprehensive approach enhances featurization, leading to more accurate predictions. For example, GraSeq [40] combines SMILES representations with molecular graphs using LSTM and GNN, capturing both sequential and topological information to enhance performance across multiple tasks. Similarly, MTBG [88] integrates SMILES and molecular graphs for toxicity prediction through a dual-pipeline approach, processing SMILES strings with BiGRU and learning molecular graph embeddings using GraphSAGE [41] model. We introduce a flow diagram illustrating the bimodal pipeline based on SMILES and molecular graphs in Figure 6. Incorporating chemical domain information via expert-crafted features with molecular graphs improves model performance. Wang et al. [145] combined GCNs with molecular fingerprints using chemopy [13] that resulted in a model achieving better generalization of molecular features. FP-GNN [11] integrates fingerprint information with spatial information from GAT, enhancing predictive performance. In a similar approach, Dnn-PP [153] combines molecular structure embeddings from a graph attention mechanism with DNN handled descriptors to ensure comprehensive representation of molecular features.

Integrating more than two representations has become a prevailing trend in predictive modeling, leveraging the strengths of each representation to improve overall performance. Meta-ensembling learning, as demonstrated by Karim et al. [61], uses diverse representations like molecular images, 2D features, and SMILES for toxicity prediction, integrating outputs from different neural network architectures. Another study by Karim et al. [60] showcased the aggregation of base learner outputs using a meta-learner, emphasizing the significance of using multiple molecule representations. SSL approaches, such as He et al. [43], incorporate descriptors and molecular graphs to tackle representation conflicts and training imbalances. This innovative methodology aims to tackle two primary challenges encountered in traditional encoder training: representation conflicts and training imbalances. The bidirectional encoder from transformer has also demonstrated remarkable capabilities in leveraging extensive unlabeled molecular data through SSL strategies. However, its application overlooked the crucial 3D stereochemical information inherent in molecules. To address this limitation, the use of algebraic graphs, like the element-specific multiscale weighted colored algebraic graph, incorporates complementary 3D molecular details into graph representations [14]. In another approach, Busk et al. [8] trained an ensemble of MPNN with random parameters on the same dataset. They enhanced model performance by calibrating MPNN results using the variance of classifiers to indicate uncertainty. Ding et al. [28] demonstrated the impact of integrating multi-dimensional fingerprints reflecting structural and geometrical properties on hERG cardiotoxicity prediction of small molecules. Their experiments included validation on external datasets to demonstrate the efficacy of the proposed model.

Molecules have intricate hierarchical structural patterns, organized into functional groups and substructures. Hyperbolic graphs effectively capture these hierarchical relationships, providing a nuanced depiction of chemical structures. To enhance multi-modal systems for MPP, hyperbolic graph embeddings can be integrated with other molecular representations, such as molecular fingerprints or sequence data. HRGCN+ [157] is a notable advancement in this direction that combines graph representations with molecular descriptors using a hyperbolic relational GCN. By learning graph representations on Riemannian manifolds with differentiable exponential and logarithmic maps, HRGCN+ leverages the complementary nature of graph and descriptor-based representations. The research findings indicate that descriptors can significantly enhance the performance of graph-based methods on small datasets. Integrating

different types of molecular representations in hybrid methods holds promise for addressing the limitations of individual techniques and improving overall prediction accuracy in MPP.

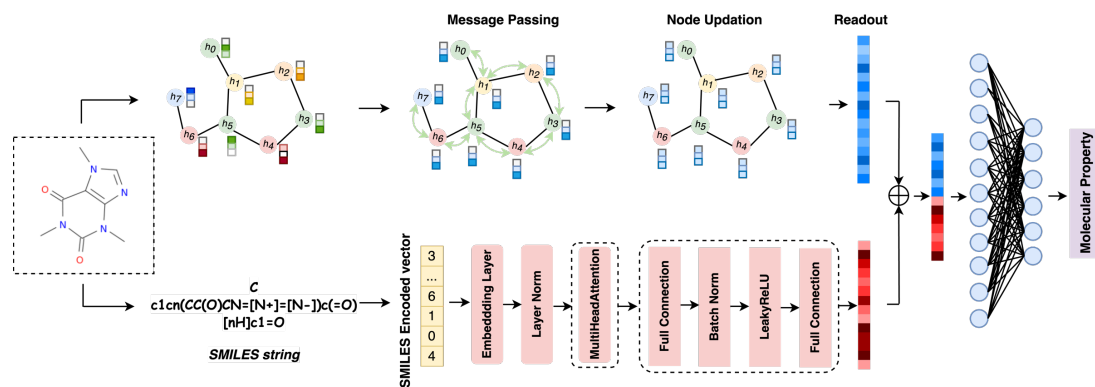


Fig. 6. Workflow illustration demonstrating the utilization of SMILES notation and graph structure as input data for learning molecular representations through multiple modalities in the context of MPP. This process involves encoding raw molecular data into machine-readable formats, followed by the application of representation learned to capture diverse molecular features.

This conformational information significantly impacts geometric characteristics such as bond angles, dihedral angles, and bond lengths. Integrating conformational information into molecular representations allows for a more accurate depiction of a molecule shape and geometry, enhancing the precision and efficacy of MPP when combined with spatial data. Lu et al. [94] introduced a multilevel graph convolutional neural network that learns node representations while preserving both conformational and spatial information. Similarly, Liu et al. [93] proposed spherical message passing and SphereNet for 3D molecular learning. By leveraging relative 3D information and torsion computation, the model achieves generalized predictions of rotation and translation invariance. Likewise, Liu et al. [91] also introduced a semi-supervised learning method that utilizes both 3D and 2D graphs of the same molecule for model training, teaching the model to derive 3D conformers from their 2D structures.

However, effectively handling conformational flexibility and capturing relevant conformers for property prediction pose computational challenges. To address this, researchers are increasingly incorporating curvature information to enhance the effectiveness of GNNs. Inspired by the Graphformer architecture [166], Chen et al. [17] developed a curvature-based transformer model aimed at improving the capabilities of graph transformer neural network models. Their work demonstrates that discretized Ricci curvature preserves both structural and functional information along with local geometry within molecular graphs. The line graph transformer (LiGhT) [74] is an innovative application of transformer models tailored specifically for capturing the structural information of molecular graphs. This high-capacity model places particular emphasis on the significance of chemical bonds within molecules. These advancements signify a shift towards enhancing the structural understanding and predictive capabilities of GNN models in MPP.

## 5 Neural Networks and Learning Schemes

In this section, we explore the methodologies used in modeling MPP from two perspectives: 1) detailing the modules used as foundational elements for shaping MPP architectures, and 2) outlining the learning schemes used to train models for better generalization.



Table 5. An overview of the multi modality based methods for MPP

Year	Dataset	Task	Input Modalities	Method	Evaluation	GitHub/Server	Reference
2019	ESOL,Lipo,FreeSolv IGC50	Regression	Graph,Fingerprints	C-SGEL	Random	wxfsd/C-SGEN	Wang et al. [145]
		Regression	SMILES,Descriptors, Molecular Image	CNN,RNN, FCNN,EA	5-Fold CV	-	Karim et al. [61]
2020	LogP,FDA,BBBP, BACE,Tox21,ToxCast HERG	Classification	Graph,SMILES	GNN,Bi-LSTM	Random, Scaffold	-	Guo et al. [40]
		Classification	Descriptors,Fingerprints	DeepHIT	Random	-	Ryu et al. [114]
2021	ESOL,Lipo,FreeSolv, HIV,BACE,BBBP, Tox21,ToxCast,ClinTox, SIDER QM9,PC9	Regression, Classification	Graph	GCN,GGNN, DMPNN, XGBoost	Stratified	chenxiaowei- vincent/XGraphBoost.git	Deng et al. [24]
		Regression	Graph	MPNN ensemble	Random	-	Busk et al. [8]
2022	BACE,HIV,MUV, Tox21, BBBP,ClinTox, SIDER BBBP	Regression, Classification	Graph,MACCS,Pubchem, Pharmacophores	FP-GNN	Random, Scaffold	idrugLab/FP-GNN	Cai et al. [11]
		Classification	Descriptors,MACCS, Molecular Image	DNN, 1D-CNN, VGG-16	Random	-	Kumar et al. [68]
	HIV,BACE,Lipo, BBBP,ESOL,QM7, FreeSolv BBBP	Classification, Regression	SMILES,Descriptors	CNN,DNN, Bayesian Opti- mization	Random	-	Chen and Tseng [16]
		Classification	Descriptors,Fingerprints, Molecular Graph, SMILES	ResNet-50, LSTM	Random	-	Tang et al. [133]
BBBP	Classification	Molecular Graph, Descriptors	RGCN	Stratified 10-Fold CV	-	Ding et al. [29]	
2023	Tox21	Classification	Graph,SMILES	GraphSAGE, BiGRU	Random	jplihaha/jplihaha.git	Liu et al. [88]
	ESOL,FreeSolv, Lipophilicity, ClinTox, BBBP,BACE HERG	Classification, Regression	Graph,Descriptors	GAT,DNN	5-Fold CV	magdalenawi	Wiercioch and Kirchmair [153]
		Classification	ECFP-2, PubChem, AtomPairFingerprintCount, Molecule Graph	SGAT,DNN	5-Fold CV	zhaoqi106/DMFGAM	Wang et al. [144]
	HIV,BACE,Lipo, Tox21,ESOL,FreeSolv ESOL,Lipo,BACE	Classification, Regression	Descriptors, Molecular Graph	DNN,GCN,GAT	Random	-	He et al. [43]
		Classification, Regression	ECFP,SMILES Molecular Graph	Transformer Encoder, GRU,GCN	Random	-	Lu et al. [95]
	HIV,BACE,Lipo, BBBP,LogP,Tox21, SIDER	Classification	SMILES, Molecular Graph	MCNN,GIN,GRU	Random, Scaffold	-	Wu et al. [156]
HIV,BACE,BBBP, Clintox,QM9	Classification	SMILES,ECFP, Molecular Graph	MPNN, MLP, Bi-LSTM	Random	-	Zheng et al. [180]	
2024	Lipo,BACE,BBBP, FreeSolv,ClinTox,ESOL	Classification	ECFP, Molecular Graph, Molecular Image	FCNN,GCN, EGNN, VGG-16	Random and Scaf- fold	-	Ma and Lie [99]
		Classification	Fingerprints, Molecular Graph	FCNN,GNN	Scaffold	learningmatter- mit/geom	Ma et al. [171]

### 5.1 Key Considerations for Implementing NN Models for MPP

Building a neural network architecture requires careful selection of components, fine-tuning their parameters, and structuring them into a cohesive network layout. Deep learning frameworks offer a range of modules, from fundamental dense layers to more complex architectures like GNNs, Transformers, and RNNs. Although there isn't a standardized way for designing pipelines, the selection of modules can be informed by the characteristics of the input data. For instance, GNNs are commonly used for graph-structured data to capture relational information. Transformers leverage self-attention mechanisms and excel in sequential data tasks while RNNs are suitable for processing data with temporal and sequential dependencies. Building upon the insights from Sultan et al. [129], this section illustrates the fundamental

concepts of these architectures and delve into the specific decisions required for constructing and training these models for MPP. The detailing about the architecture is illustrated in Appendix A.

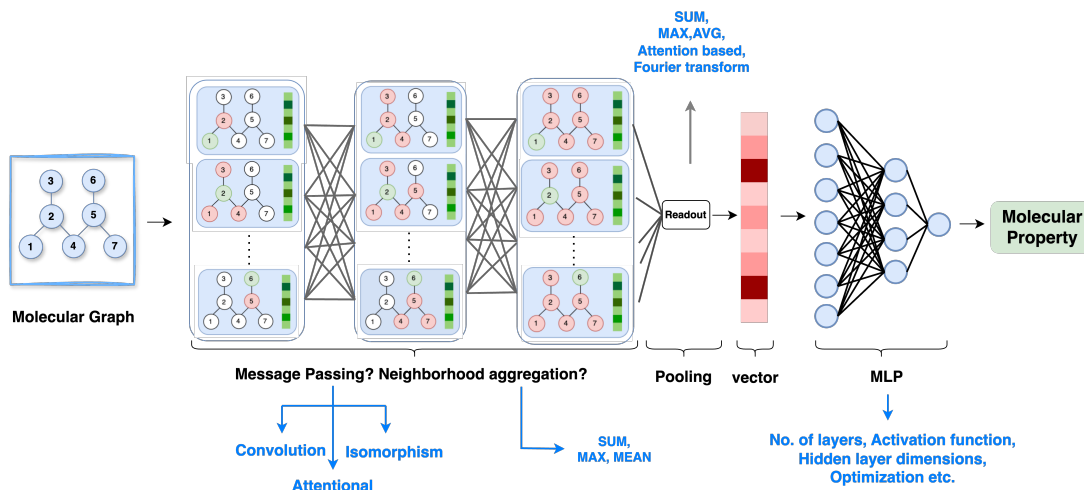


Fig. 7. Various decision points to be considered during the construction of GNN in MPP

5.1.1 *GNN*. The construction of a GNN involves making decisions regarding the message passing mechanism, update function, readout operation, and architectural parameters to optimize the model’s performance and effectiveness in capturing relevant molecular features as illustrated in Figure 7. We identified the decision points based on GNN architecture with possible options that a user can take while constructing and training a GNN.

- (1) The choice of message passing mechanism depends on the characteristics of the molecular data and the specific task requirements. For example, attention mechanisms are effective for capturing long-range dependencies, while convolutional operations are suitable for capturing local structural patterns. The three different message passing mechanisms - Convolutional, Isomorphism, and Attentional can be explored based on the requirement.
- (2) After the message passing phase, a readout operation can be done using different methods. Some common readout operations include:

- **Sum:** The node embeddings are simply summed to obtain the graph representation.

$$h_{graph} = \sum_{v \in V} h_v \quad (1)$$

- **Mean:** Similar to the sum readout, but instead of summing, the mean of all node embeddings is computed.

$$h_{graph} = \frac{1}{|v|} \sum_{v \in V} h_v \quad (2)$$

- **Max:** The maximum value of each dimension across all node embeddings is taken to obtain the graph representation.

$$h_{graph} = \max_{v \in V} h_v \quad (3)$$

- **Attention-based readout:** An attention mechanism can be applied to assign importance weights to node embeddings before aggregating them.

$$\phi_v = \sigma(MLP(h_v)) \quad (4)$$

The selection of the readout operation influences the final graph-level representation and consequently the performance of the model in downstream tasks.

- (3) The architecture of GNN may include multiple layers of message passing units. The decision regarding the number of layers, activation functions, hidden layer dimensions, and optimization methods significantly impacts the capacity of the model and learning capabilities. Experimentation and tuning to determine the optimal architecture for the given MPP task is also essential.

5.1.2 *Recurrent Neural Networks.* To illustrate the decision-making process involved in designing a RNN for MPP, we identified the following decision pointers.

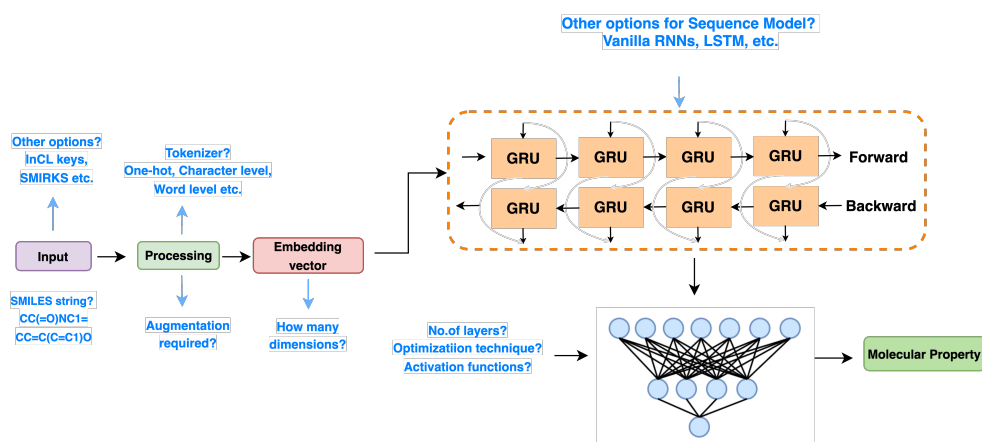


Fig. 8. Various decision points to be considered during the construction of sequence model in MPP

- (1) The input can be SMILES, SELFIES, etc. which need to be preprocessed before feeding into the RNN.
- (2) Preprocessing the input data, which includes tokenization and embedding. Tokenization methods such as one-hot encoding, character-level encoding, or word-level encoding are chosen based on the requirement. Additionally, embedding techniques and augmentation strategies (if required) are applied to transform the tokenized data into suitable input vectors. Augmentation methods such as random insertion or deletion of atoms or bonds, flipping or rotating molecules, introducing noise or perturbations, and generating tautomers can be introduced in a controlled way preserving the molecular validity of the augmented samples.
- (3) The RNN architecture is a critical decision point with options like vanilla RNNs, LSTM, or GRU being considered. Each architecture has its strengths and weaknesses, and the choice depends on factors such as the complexity of the MPP task and computational resources.
- (4) Decision on the architectural details is important which include the number of layers, selection of activation functions, and optimization techniques. These choices collectively define the model's complexity, learning capacity, and training dynamics, and are crucial for achieving optimal performance in MPP tasks.

5.1.3 *Transformers*. Figure 9 outlines various decision points involved in designing a transformer model for MPP. The illustration of the decision points involved in transformer is given below.

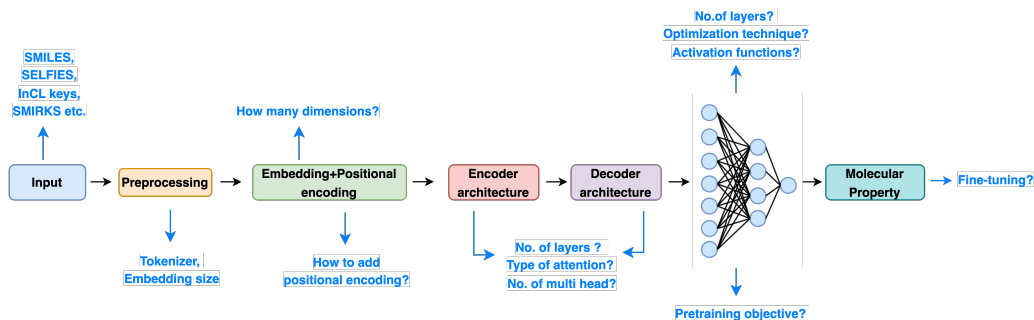


Fig. 9. Various decision points to be considered during the construction of transformer in MPP

- (1) Decision on the input representation such as SMILES, SELFIES, InChI keys, SMIRKS, etc. is crucial. It involves selecting the most suitable molecular representation for the given MPP task.
- (2) Determining the preprocessing steps required for the input data, such as tokenization and embedding. This decision includes choices like tokenizing the input, defining the length of each embedding.
- (3) Deciding on the method for creating embeddings and adding positional encoding to the input data. This step ensures that the model can effectively capture the spatial relationships between different parts of the input molecules.
- (4) Choosing the architecture of the encoder, including the number of layers, type of attention mechanism, and number of multi-head attention heads. These decisions shape how information is processed and propagated through the model.
- (5) Similar to the encoder, deciding on the architecture of the decoder, including the number of layers and type of attention mechanism. The decoder is responsible for generating the output based on the encoded input information.
- (6) Determining the configuration of the feedforward layers within the transformer model, including the number of layers, optimization technique, and activation functions.
- (7) Deciding whether fine-tuning is necessary for the output layer of the transformer model. Fine-tuning allows the model to adapt its parameters to better fit the specific MPP task at hand.

## 5.2 Learning Schemes

Various learning schemes, such as transfer learning, ensemble methods, and semi-supervised learning, enhance model performance. These techniques apply independently of the specific neural network components used in the pipeline. Transfer learning pre-trains a neural network on a large, similar dataset before fine-tuning it on a smaller, domain-specific dataset. Ensemble methods combine multiple models to improve predictive performance, regardless of their architectures. The subsequent section details these learning schemes.

**5.2.1 Transfer Learning.** Transfer learning is a powerful technique that repurposes a model trained on one task for a related task, leveraging knowledge gained from solving one problem to apply it to a different but related problem. This approach is particularly valuable when labeled data for the target task is scarce, as it allows the model to benefit from the larger dataset available for the source task.

In the domain of drug discovery, transfer learning, combined with DL has demonstrated significant success [10]. For example, Shen and Nicolaou [120] used transfer learning to predict drug candidate permeability, achieving notable advancements. Hu et al. [54] pre-trained a robust GNN model through self-supervision on unlabeled data, then used this pre-trained model for downstream tasks. GNNs excel in transfer learning for MPP due to their ability to capture complex relational information in graph-structured data.

Pretraining a GNN at both node and graph levels yields valuable local and global representations, consistently improving performance across various molecular property datasets [52]. Li and Rangarajan [71] highlighted that the success of transferring knowledge from a source model to a target model depends on the similarity between tasks. Greater feature overlap between tasks enhances transfer learning success. Buterez et al. [9] trained a GNN on low-fidelity data to learn molecular representations and then fine-tuned it to improve predictions on high-fidelity data with limited labeled samples. Li et al. [75] introduced MoTSE, pre-training GNN models on task-specific datasets. MoTSE uses attribution and molecular representation similarity analysis to project tasks into a unified latent space, estimating task similarity based on vector distances in this space for quantitative comparison.

**5.2.2 Ensemble Models.** Ensemble methods like bagging, boosting, or stacking are widely used to aggregate diverse model predictions, improving generalization and predictive accuracy in MPP [89]. Hu et al. [50] developed a Hildebrand solubility prediction model using ensemble of random forest, gradient boosting, and extreme gradient boosting. It can also utilize DL algorithms such as GNNs, CNNs, RNNs, depending on data characteristics and specific tasks [8, 65]. Ensemble learning has shown effective performance in predicting carcinogenicity and identifying structural features linked to carcinogenic effects [173]. By harnessing the collective intelligence of multiple models, ensemble methods mitigate individual biases and uncertainties, resulting in more robust predictions for molecular properties.

**5.2.3 Contrastive Learning.** Contrastive learning trains models to distinguish molecular structures by maximizing similarity between representations of similar molecules and minimizing it for dissimilar ones. This self-supervised technique uses positive pairs (similar molecules) and negative pairs (randomly selected dissimilar molecules) to learn from unlabeled data by penalizing errors, forcing the model to differentiate between them during training. Graph contrastive learning (GCL) methods have shown promise in scenarios with limited labeled data, employing tailored data augmentation strategies for graphs [38, 109, 179]. Liu et al. [87] introduced attention-wise graph masking to create challenging positive samples. However, conventional augmentation techniques like random perturbation may unintentionally alter molecular properties, leading to representation conflicts and training imbalances. To address these issues, He et al. [43] proposed a two-stage framework. In the first stage, they use contrastive learning to pre-train encoders for descriptors and graph representations, enhancing representational consistency. The second stage employs supervised learning with a multi-branch predictor architecture to integrate target attribute labels, improving decision fusion and addressing training imbalances. The role of 3D structures is crucial for capturing detailed spatial relationships and atomic configurations within molecules. Moon et al. [106] and Kuang et al. [66] emphasized the importance of 3D information in graph contrastive frameworks. Moon et al. utilized a conformer pool to maintain molecular integrity during contrastive learning, while Kuang et al. developed an encoder for extracting 3D features by decomposing molecules into geometric graphs. Recently, Li et al. [80] introduced GeomGCL, a novel graph contrastive

learning method (GeomMPNN) that leverages both 2D and 3D views of molecules which effectively integrate geometric information from multiple perspectives. This approach enhances the representation learning capabilities of graph-based models, promising more accurate and robust predictive models in computational chemistry.

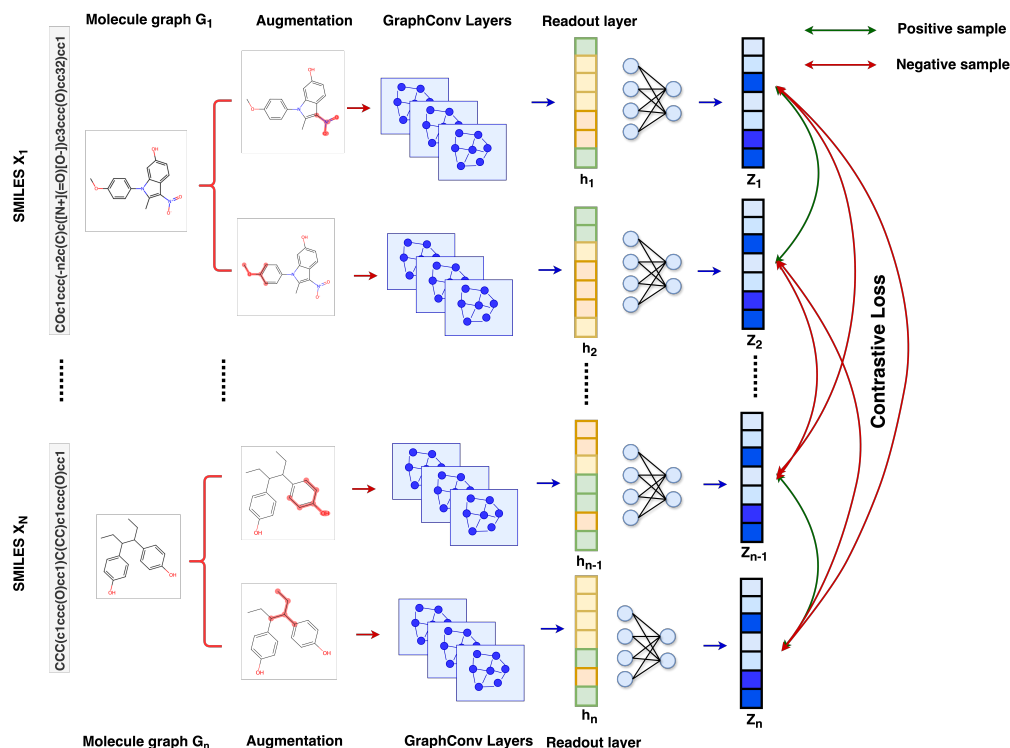


Fig. 10. The illustration of contrastive learning using graph convolution layers

**5.2.4 Few-shot learning.** Few-shot learning in machine learning trains models with a limited number of labeled examples. Unlike traditional supervised learning, which requires abundant labeled data, few-shot learning generalizes from a small number of examples, making it suitable where acquiring labeled data is costly. Torres et al. [137, 138] introduces a meta-learning framework that iteratively updates model parameters across few-shot tasks to predict new molecular properties using limited data. However, challenges persist in methods based on GNNs because finding molecules with desired properties remains difficult. Hierarchically Structured Learning on Relation Graphs (HSL-RG) [57] focuses on capturing molecular structural semantics using graph kernels and self-supervised learning, adapting meta-learning for customized predictions with limited data. In QSPR studies, specific molecular properties correlate with distinct substructures, varying across different tasks like in Tox21 dataset. Wang et al. [146] address these challenges with an adaptive relation graph learning module refining molecular embeddings via few-shot learning tailored to target properties. Future research will explore integrating GNNs into few-shot learning, leveraging molecular graph representations for enhanced predictive performance.

**5.2.5 Multi-Task learning.** Multi-Task Learning (MTL) trains a model to handle multiple related tasks simultaneously, leveraging shared knowledge across tasks to boost overall performance. In MPP, MTL involves training a single model to predict multiple molecular properties concurrently. This approach aims to streamline model development by reducing the need for separate models per task, optimizing computational resources. However, selecting the right molecular descriptors and fingerprints remains critical for effective model performance, posing significant challenges in model development. To address these challenges, Lim and Lee [86] explored transformer-based models with self-attention mechanisms within an MTL framework, demonstrating the effectiveness of self-attention in improving molecular representation learning across diverse chemical tasks. Studies [90] have also investigated MTL using structured relation graphs between tasks, highlighting its potential to leverage data across tasks and handle data scarcity. MTL-BERT [175] integrates extensive pre-training, MTL, and SMILES enumeration to address data scarcity effectively. Overall, the ability of MTL to exploit shared information, regularize learning, improve data efficiency, facilitate knowledge transfer, and capture task correlations.

## 6 Resource Availability

### 6.1 Datasets Overview

We present an overview of the categories of MPP datasets in Figure 11. Each category consists of multiple datasets. Many of these datasets are integral components of the MoleculeNet benchmark, a valuable resource for evaluating ML methods in molecular ML and cheminformatics [158]. MoleculeNet serves as a pivotal tool for research, development, and comparison of diverse algorithms designed for property prediction tasks. It offers a standardized collection of datasets along with consistent evaluation processes and tools. The datasets within MoleculeNet encompass over 700,000 compounds, covering properties across four main categories: quantum mechanics, biophysics, physical chemistry, and physiology. Quantum mechanics datasets focus on the electronic properties of compounds and include QM7, QM7b, QM8, and QM9 datasets. Physical chemistry datasets are centered around thermodynamic concepts, featuring data on hydration free energy, solubility, and octanol/water distribution coefficients. Biophysics datasets provide information on biological properties such as binding affinities (e.g., BACE), interactions, and efficacies. Physiology datasets contain insights into drug side-effects, drug-related toxicological effects, and more. Although datasets like Ames and hERG are not part of MoleculeNet, they still represent valuable contributions from researchers focused on mutagenicity and cardiotoxicity prediction.

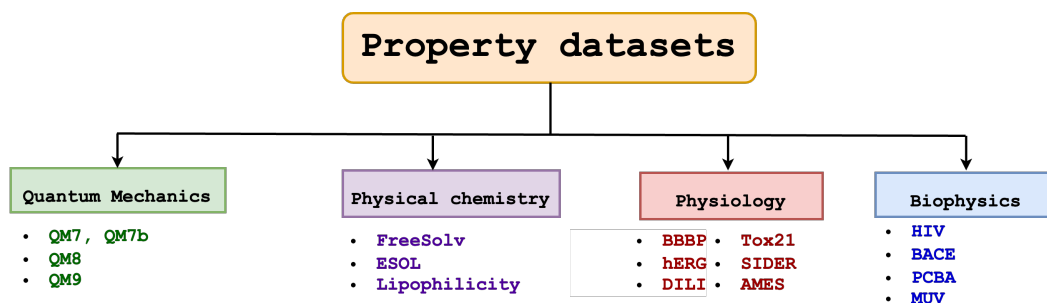


Fig. 11. Categorization of MPP datasets

Table 6 offers a detailed summary of the datasets used in the reviewed article, including their statistics, summary, and accessibility links. Notably, we have included the link to Hansen’s Ames mutagenicity dataset [42], widely recognized as a benchmark in the field. While several datasets curated by various researchers exist for predicting cardiotoxicity, we have chosen to highlight Karim’s dataset [58, 61] due to its relevance to recent studies.

## 6.2 Computational tools and servers

To provide valuable insights into the computational resources available for similar investigations, we present a comprehensive list of tools and servers in Table 7. This table outlines various aspects such as the number of descriptors and fingerprints, the dimensionality and type of descriptors provided, accessibility via access links, and availability of graphical interfaces.

Table 6. Summary of Datasets in MPP

Property	Dataset/Link	Description	Tasks	Compounds	Reference
Solubility	ESOL <sup>*</sup>	contains chemical structures along with their corresponding experimentally determined solubility values in water	1	1128	[16]
Solv. Energy	FreeSolv <sup>*</sup>	provide chemical structures along with experimentally determined solvation free energy values	1	643	[72]
Hydrophobicity, Hydrophilicity Affinity	Lipophilicity <sup>*</sup>	depicts the tendency of a molecule to dissolve in lipids or non-polar solvents	1	4200	[135]
	BACE <sup>*</sup>	consists of molecules that are tested for their ability to inhibit the BACE enzyme, with associated experimental measurements of their inhibitory activity	1	1522	[165]
Permeability	BBBP <sup>*</sup>	contains molecular structures of compounds along with their experimentally measured blood-brain barrier permeability values	1	2053	[133]
Toxicity	Tox21 <sup>*</sup>	contains information on the biological activity of thousands of compounds across a panel of assays covering a range of biological processes and endpoints	12	8014	[91]
Toxicity	Toxcast <sup>*</sup>	includes results from various assays covering endpoints related to cytotoxicity, genotoxicity etc. and the biological activity of chemicals across them	617	8615	[135]
Toxicity	ClinTox <sup>*</sup>	consists of molecular structures along with binary labels indicating whether each molecule is associated with toxicity or not	2	1491	[153]
Side-effects	SIDER <sup>*</sup>	provides comprehensive coverage of adverse drug reactions (ADRs) associated with a wide range of drugs	27	1427	[135]
Quantum mechanics	QM7 <sup>*</sup>	includes atomization energies and energies of the highest occupied molecular orbital (HOMO) for organic molecules	1	7165	[124]
Bioactivity	MUV <sup>*</sup>	contains a set of molecules labeled as active (binders) or inactive (non-binders) with respect to the 17 different biological targets	17	93127	[76]
Efficacy	HIV <sup>*</sup>	provide results from screening experiments aimed at identifying compounds with potential anti-HIV activity	1	41913	[76]
Cardiotoxicity	hERG block-ing <sup>**</sup>	contains information about the inhibition activity of compounds against the hERG potassium ion channel	1	12620	[144]
Mutagenicity	Ames data <sup>***</sup>	contains structural information and experimental results for a large number of chemical compounds tested for their mutagenic activity	1	5395	[21]
Mutagenicity	Hansen data <sup>****</sup>	contains SMILES and experimental results for a large number of chemical compounds tested for their mutagenic activity	1	6277	[42]

<sup>\*</sup> <https://moleculenet.org/datasets-1>

<sup>\*\*</sup> <https://github.com/zhaqi106/DMFGAM>

<sup>\*\*\*</sup> <https://pubs.acs.org/doi/10.1021/ci300400a>

<sup>\*\*\*\*</sup> <https://pubs.acs.org/doi/abs/10.1021/ci900161g>

Table 7. Various descriptor calculation packages/servers and their comparison

Package/Server	Descriptors	Citation count	Type	GUI	Access link
Mordred	1826 Descriptors	643	2D and 3D	-	<a href="https://pypi.org/project/mordred">https://pypi.org/project/mordred</a>
Chemdes	3679 descriptors, 59 fingerprints	264	1D, 2D and 3D	✓	<a href="http://www.scbdd.com/chemdes">www.scbdd.com/chemdes</a>
PaDELpy	1875 descriptors, 12 fingerprints	2258	1444 1D, 2D, and 431 3D	✓	<a href="http://www.yapcsoft.com/dd/padeldescriptor">http://www.yapcsoft.com/dd/padeldescriptor</a>
CDK_pywrapper	-	-	1D, 2D, 3D descriptors and fingerprints	-	<a href="https://pypi.org/project/CDK-pywrapper/">https://pypi.org/project/CDK-pywrapper/</a>
pybel	-	408	1D, 2D descriptors	-	<a href="https://pypi.org/project/pybel/">https://pypi.org/project/pybel/</a>
PyBioMed	775 descriptors, 19 fingerprints	112	1D, 2D, 3D descriptors	✓	<a href="http://projects.scbdd.com/pybiomed.htm">http://projects.scbdd.com/pybiomed.htm</a>
Rcpi	>300 molecular descriptors and 10 fingerprints	130	1D, 2D Descriptors	-	<a href="http://bioconductor.org/packages/release/bioc/html/Rcpi.html">http://bioconductor.org/packages/release/bioc/html/Rcpi.html</a>
Biotriangle	540 descriptors and 7 fingerprints	47	1D, 2D descriptors	✓	<a href="http://biotriangle.scbdd.com">http://biotriangle.scbdd.com</a>

## 7 Comparative Analysis of State-of-the-Art Methods and Evaluation Performance

To provide valuable context within the existing literature, we present a comprehensive overview of the top state-of-the-art (SOTA) methods for common MPP datasets. This includes detailed information on their evaluation performance and

Manuscript submitted to ACM



splitting criteria, as outlined in Tables 8 and 9. By offering this comparative analysis, our objective is to facilitate model selection, promote transparency, and provide insights into the advantages and limitations of different approaches. Among the top methods presented in Table 8 and 9, it becomes evident that molecular graph-based and SMILES-based methods consistently demonstrate superior performance compared to other approaches across multiple property datasets. This dominance underscores the efficacy of using molecular graph representations for property prediction tasks. Graph-based methods excel in capturing the intricate structural relationships present in molecules. The comprehensive performance exhibited by molecular graph-based models across various datasets highlights their robustness and versatility in handling diverse molecular structures and properties. For instance, Attentive-FP [159], a graph based approach has shown significant performance over datasets such as ESOL, FreeSolv, Lipophilicity, BBBP, HIV, and Clintox. For datasets like ESOL, FreeSolv, and Lipophilicity, graph-based methods have demonstrated dominance in performance over other modalities in general. Graph-based approaches, which capture geometric information in addition to structural and topological features, have shown significant performance improvements, as evidenced by one of the studies conducted by Chen et al. [17]. On the contrary, for classification datasets such as BBBP, HIV, Tox21, Clintox, SIDER, and Toxcast, SMILES-based methods have also exhibited significant performance gains. Additionally, for datasets like AMES and hERG channel blocker, multi-modality methods have shown promising performance. To ensure fairness and consistency in comparing methods for hERG blocking prediction, we report the evaluation performance exclusively for Karim’s test dataset I in Table 8. The number of studies utilizing multiple modalities is relatively lower compared to those focusing on single modality methods. This highlights an area for potential future research exploration, as multi-modality methods hold promise for further enhancing the predictive capabilities of prediction models.

## 8 Discussion

Despite significant advancements in computational techniques and the increased accessibility of extensive molecular datasets, several challenges persist in the field of MPP. These challenges center on exploring generalizability and transferability, navigating data quality and representation, enhancing interpretability, and managing the high dimensionality associated with integrating multimodal data. Given the persistent challenges in MPP, there are numerous opportunities to advance the field. These include multitask learning to enhance model versatility across diverse tasks, uncertainty quantification techniques to assess prediction reliability, dimensionality reduction methods for optimizing computational efficiency, contrastive learning to improve feature representations, and explainable AI for transparent and interpretable model insights. The challenges and potential opportunities for promising are presented individually as follow.

### 8.1 Challenges

**Generalizability and transferability.** Significant progress has been achieved in developing predictive models with impressive performance. However, ensuring their generalization to unseen data and transferability across diverse chemical domains remains a formidable challenge. *Multitask learning (MTL)* offers a promising solution by training models on multiple related tasks simultaneously. Yet, further exploration is needed to fully capitalize on its potential to enhance generalization and transferability across different chemical domains.

**Data quality and representation.** High-quality, comprehensive molecular datasets are essential for training reliable predictive models. However, challenges include limited access to experimental data, constraints related to intellectual property and privacy. Standard property datasets contains only a limited number of molecules, which pose challenges for training advanced models. The success of generalizing to new chemical spaces is also heavily influenced by the

Table 8. Performance evaluation of selected models for the standard molecular property classification datasets

Dataset	Model/Reference	Year	Input	Information Type	Splitting	AUC
Ames	Shinada et al. [123]	2022	Descriptors & Fingerprints	Topological & Structural	5-CV	<b>0.93</b>
	Winter et al. [154]	2019	SMILES	Structural	Random	0.89
	Zhang et al. [170]	2017	Descriptors & Fingerprints	Topological & Structural	5-CV	0.89
	karim et al. [59]	2019	Descriptors	Structural	Random	0.879
hERG	CardioTox net [58]	2021	Graph features, SMILES, Descriptors & Fingerprints	Topological & Structural	10-CV	<b>0.81</b>
	Shan et al. [117]	2022	Fingerprints & Descriptors	Structural	Random & Scaffold	0.80
	DMFGAM [144]	2023	Molecular graph & Fingerprints	Topological & Structural	5-CV	0.795
BBBP	SA-MTL [86]	2021	SMILES	Structural	Scaffold	<b>0.954</b>
	GraSeq [40]	2020	Molecular Graph & Molecular Sequence	Topological & Structural	Scaffold	0.9426
	FP-GNN [11]	2022	Molecular Graph & Fingerprints	Sub-Structural & Topological	Random	0.935
	HRGCN+ [157]	2021	Molecular Graph & Descriptors	Structural & Geometrical	50 Random splits	0.926
HIV	Li et al. [72]	2022	Multiple SMILES augmentation	Structural	5-CV	<b>0.9767</b>
	AttentiveFP [159]	2019	Molecular Graph	Structural	Scaffold	0.832
	Transformer-CNN [62]	2020	SMILES augmentation	Structural	5-CV	0.83
	SA-MTL [86]	2021	SMILES	Structural	Scaffold	0.826
BACE	CD-MVGNN [98]	2022	Molecular Graph	Topological	Scaffold	0.892
	Chen et al. [17]	2023	Molecular Graph	Structural & Geometrical	Random	<b>0.889</b>
	CLM [101]	2020	SMILES	Structural	Scaffold	0.861
	FP-GNN [11]	2022	Molecular Graph & Fingerprints	Sub-Structural & Topological	Scaffold	0.86
Tox21	Mol-BERT [77]	2021	SMILES	Structural	Scaffold	0.923
	SA-MTL [86]	2021	SMILES	Structural	Random	0.9
	CLM [101]	2020	SMILES	Structural	Random	0.858
	HRGCN+ [157]	2021	Molecular Graph & Descriptors	Structural & Geometrical	50 Random splits	0.848
Clintox	SA-MTL [86]	2021	SMILES	Structural	Scaffold	<b>0.99</b>
	CD-MVGNN [98]	2022	Molecular Graph	Topological	Scaffold	0.954
	Chen et al. [17]	2023	Molecular Graph	Structural & Geometrical	Random	0.941
	AttentiveFP [159]	2019	Molecular Graph	Structural	Random	0.94
SIDER	Mol-BERT [77]	2021	SMILES	Structural	Scaffold	<b>0.695</b>
	FP-GNN [11]	2022	Molecular Graph & Fingerprints	Sub-Structural & Topological	Scaffold	0.661
	CLM [101]	2020	SMILES	Structural	Random	0.658
	HRGCN+ [157]	2021	Molecular Graph & Descriptors	Structural & Geometrical	50 Random splits	0.641
Toxcast	Transformer-CNN [62]	2020	SMILES augmentation	Structural	5-CV	<b>0.82</b>
	XGraphBoost [24]	2021	Molecular Graph	Topological	Stratified random split	0.797
	TrimNet [78]	2021	Molecular Graph	Topological	Random	0.777
	GraSeq [40]	2020	Molecular Graph & Molecular Sequence	Topological & Structural	Random	0.733

Table 9. Performance evaluation of selected models for the standard molecular property regression datasets

Dataset	Model/Reference	Year	Input	Information Type	Splitting	RMSE
ESOL	Chen et al. [17]	2023	Molecular Graph	Structural & Geometrical	Random	<b>0.493</b>
	Attentive-FP [159]	2019	Molecular Graph	Structural	Random	0.509
	FP-BERT [151]	2022	SMILES & ECFP-2	Sub-structural	Random	0.552
	HRGCN+ [157]	2021	Molecular Graph & Descriptors	Structural & Geometrical	Random	0.563
FreeSolv	Attentive-FP [159]	2019	Molecular Graph	Structural	Random	<b>0.736</b>
	CGEN+FP [145]	2019	Molecular Graph & Fingerprints	Structural & Topological	Random	0.78
	FP-GNN [11]	2022	Molecular Graph & Fingerprints	Sub-Structural & Topological	Random	0.905
	Transformer-CNN [62]	2020	SMILES augmentation	Structural	5-CV	0.91
Lipophilicity	IFGN [135]	2023	Molecular Graph	Topological	Scaffold	<b>0.574</b>
	Attentive-FP [159]	2019	Molecular Graph	Structural	Random	0.578
	Maxsmi [64]	2021	Augmented SMILES	Structural	Train-Test	0.592
	HRGCN+ [157]	2021	Molecular Graph & Descriptors	Structural & Geometrical	50 Random splits	0.603

quality of the training dataset. When the new data deviates considerably from the previous training set, it becomes more challenging for the model to accurately predict the target attribute. Therefore, a balance between dataset size and quality is essential for robust and effective model performance in new and challenging scenarios.

**Interpretability.** Achieving high predictive accuracy is essential, but understanding the factors driving model predictions is equally critical. While GNNs are being effectively utilize molecular graph representations, their decision-making process remain opaque. GNNs demonstrated superior performances over traditional ML methods in predicting various

several molecular properties, including toxicity [79, 117] and Lipophilicity [135]. Despite these successes, comprehending the rationale behind model predictions remains challenging, necessitating further investigation to bridge this gap in DL applications. Specifically, two key areas require attention: 1) Uncertainty estimation, which measures the degree of prediction reliability; and 2) Transparency, which involves knowing the process by which a system reaches a particular conclusion. Therefore, an interpretable model helps experts pinpoint performance issues and gain insights for future development.

**Multimodal Integration.** Molecular data is intrinsically heterogeneous and consists of multiple dimensions including chemical descriptors, molecular structures, and biological data. Combining these dimensions extracts the diverse molecular structure information from chemical compound [40], which helps address sparse data issues in individual modality by compensating with data from other modalities. Novel approaches are needed to effectively integrate different types of molecular data—chemical, biological, and structural—with a particular emphasis on enhancing strategies for 3D structure analysis [16, 61, 133]. By incorporating diverse data types, multimodal integration enhances the performance of predictive models by providing a more comprehensive understanding of molecular behavior. However, this integration also introduces challenges, particularly in dealing with the increased complexity and dimensionality of the data. Directly concatenating diverse modalities like text and image data can lead to representation conflicts and training imbalances, where sequential and discrete text data contrasts with the spatial and continuous nature of images. This can hinder model performance as it may bias towards one modality over another, potentially under utilizing information from each modality.

## 8.2 Opportunities

**Multitask Learning and Uncertainty Quantification in Molecular Modeling.** In multitask learning, training models across multiple tasks enhances predictive robustness by filtering out noise and biases specific to individual datasets. Beyond accuracy, understanding prediction certainty is crucial for researchers in molecular reasoning and experimental design, helping assess prediction trustworthiness. Despite extensive studies on uncertainty estimation techniques [8, 163], consensus on the optimal approach for quantifying uncertainty in machine learning remains elusive. Effective uncertainty quantification varies with task and dataset specifics, requiring tailored methods. Establishing benchmark datasets that mimic diverse real-world scenarios is crucial for facilitating accurate comparisons and advancing uncertainty quantification methods.

**Advanced Learning Approaches.** In exploring advanced learning paradigm, meta-learning [48] approaches enable models to efficiently learn from a small number of molecules and generalize to new chemical spaces or properties. Few-shot learning complements this by integrating data augmentation techniques to generate additional training examples from limited data. Synthetic data generation methods, including molecular structure generation algorithms or property prediction simulations, further bolster dataset diversity and size. Additionally, federated learning as highlighted by studies [111] and [182] facilitates collaborative model training across decentralized data sources while preserving data privacy and security.

**Transparent approaches in MPP.** The benefits of an interpretable model are significant, aiding stakeholders in pinpointing root issues and suggesting future development directions when models perform poorly. ExplainableAI (XAI) techniques aim to offer explanations for model predictions. These techniques include methods such as feature importance scores, saliency maps, and attention mechanisms to clarify prediction mechanism and identify key factors. While studies [34, 45] have been explored explaining GNN outputs, substantial advancement in property prediction [130]

are still needed.

**Efficiency and Representation Enhancement in MPP.** Contrastive learning can potentially enhance the efficiency and representation learning by learning to distinguish between similar and dissimilar pairs of data, thereby improving feature representations and ensuring the model effectively leverages information from all modalities [43]. Attention mechanisms also offer promising direction for dimensionality reduction through focus on the most relevant parts of the cross modal input data. Attention mechanisms can dynamically focus on the most relevant parts of the input data, effectively reducing the dimensionality by filtering out less important features. In contrast to early fusion, where different types of data are combined and fed directly into the final classifier [11, 144], this approach uses fusion bottlenecks to limit the exchange of information between modalities at the latent level. This forces the model to distill and focus on the most relevant inputs from each modality. By ensuring that only essential information is shared it can lead to performance gains with reduced computational requirements [107].

Addressing these challenges requires interdisciplinary collaborations between researchers in computational chemistry, ML, statistics, and data visualization. Advanced techniques for feature selection, dimensionality reduction, regularization, and model interpretation are crucial for developing robust and efficient predictive models. Fusion techniques such as normalization, balanced training strategies, and modality-specific encoders are essential to effectively integrate and leverage the strengths of multiple modalities.

## 9 Conclusion

This comprehensive survey aims to guide researchers through the current landscape of MPP, offering a foundation for future advancements. We discussed the different representations for molecules and provide an overview of encoding schemes, detailing the preprocessing steps necessary for transforming raw data, such as SMILES and molecular structures, into model inputs. We present a taxonomy for modality-based MPP, categorizing methods based on single and multiple modalities. We also explore the construction and training decisions of standard DL models and the prevalent learning schemes used to enhance MPP performance. Additionally, we identify popular benchmark datasets and tools for feature generation, presenting the top methods reported in the literature for each dataset to provide insights into model efficacy. Finally, we address the significant challenges in the field and outline future directions, highlighting both opportunities and areas needing further exploration.

## References

- [1] [n. d.]. "Chemistry development kit (cdk)". <https://cdk.github.io/>. Accessed: January 2024.
- [2] [n. d.]. "Pubchem substructure fingerprint", howpublished = <https://ftp.ncbi.nlm.nih.gov/pubchem/specifications/>, note = Accessed: January 2024.
- [3] [n. d.]. "RdKit". <https://www.rdkit.org/>. Accessed: January 2024.
- [4] Waqar Ahmad, Hilal Tayara, and Kil To Chong. 2023. Attention-Based Graph Neural Network for Molecular Solubility Prediction. *ACS Omega* (2023).
- [5] Su-Yong Bae, Jonga Lee, Jaeseong Jeong, Changwon Lim, and Jinhee Choi. 2021. Effective data-balancing methods for class-imbalanced genotoxicity datasets using machine learning algorithms and molecular fingerprints. *Computational Toxicology* 20 (2021), 100178.
- [6] Navneet Bung, Sowmya R Krishnan, Gopalakrishnan Bulusu, and Arijit Roy. 2021. De novo design of new chemical entities for SARS-CoV-2 using artificial intelligence. *Future medicinal chemistry* 13, 06 (2021), 575–585.
- [7] Dan Busbridge, Dane Sherburn, Pietro Cavallo, and Nils Y Hammerla. 2019. Relational graph attention networks. *arXiv preprint arXiv:1904.05811* (2019).
- [8] Jonas Busk, Peter Bjørn Jørgensen, Arghya Bhowmik, Mikkel N Schmidt, Ole Winther, and Tejs Vegge. 2021. Calibrated uncertainty for molecular property prediction using ensembles of message passing neural networks. *Machine Learning: Science and Technology* 3, 1 (2021), 015012.
- [9] David Buterez, Jon Paul Janet, Steven J Kiddle, Dino Oglic, and Pietro Lió. 2024. Transfer learning with graph neural networks for improved molecular property prediction in the multi-fidelity setting. *Nature Communications* 15, 1 (2024), 1517.

- [10] Chenjing Cai, Shiwei Wang, Youjun Xu, Weilin Zhang, Ke Tang, Qi Ouyang, Luhua Lai, and Jianfeng Pei. 2020. Transfer learning for drug discovery. *Journal of Medicinal Chemistry* 63, 16 (2020), 8683–8694.
- [11] Hanxuan Cai, Huimin Zhang, Duancheng Zhao, Jingxing Wu, and Ling Wang. 2022. FP-GNN: a versatile deep learning architecture for enhanced molecular property prediction. *Briefings in Bioinformatics* 23, 6 (2022), bbac408.
- [12] Lijun Cai, Yuling He, Xiangzheng Fu, Linlin Zhuo, Quan Zou, and Xiaojun Yao. 2024. AEGNN-M: A 3D Graph-Spatial Co-Representation Model for Molecular Property Prediction. *IEEE Journal of Biomedical and Health Informatics* (2024).
- [13] Dong-Sheng Cao, Qing-Song Xu, Qian-Nan Hu, and Yi-Zeng Liang. 2013. ChemoPy: freely available python package for computational biology and chemoinformatics. *Bioinformatics* 29, 8 (2013), 1092–1094.
- [14] Dong Chen, Kaifu Gao, Duc Duy Nguyen, Xin Chen, Yi Jiang, Guo-Wei Wei, and Feng Pan. 2021. Algebraic graph-assisted bidirectional transformers for molecular property prediction. *Nature communications* 12, 1 (2021), 3521.
- [15] Jen-Hao Chen and Yufeng Jane Tseng. 2021. Different molecular enumeration influences in deep learning: an example using aqueous solubility. *Briefings in Bioinformatics* 22, 3 (2021), bbaa092.
- [16] Jen-Hao Chen and Yufeng Jane Tseng. 2022. A general optimization protocol for molecular property prediction using a deep learning network. *Briefings in Bioinformatics* 23, 1 (2022), bbab367.
- [17] Yili Chen, Zhengyu Li, Zheng Wan, Hui Yu, and Xian Wei. 2023. Curvature-based Transformer for Molecular Property Prediction. *arXiv preprint arXiv:2307.13275* (2023).
- [18] Zhengdao Chen, Lei Chen, Soledad Villar, and Joan Bruna. 2020. Can graph neural networks count substructures? *Advances in neural information processing systems* 33 (2020), 10383–10395.
- [19] Artem Cherkasov, Eugene N Muratov, Denis Fourches, Alexandre Varnek, Igor I Baskin, Mark Cronin, John Dearden, Paola Gramatica, Yvonne C Martin, Roberto Todeschini, et al. 2014. QSAR modeling: where have you been? Where are you going to? *Journal of medicinal chemistry* 57, 12 (2014), 4977–5010.
- [20] Yoni Choukroun and Lior Wolf. 2021. Geometric transformer for end-to-end molecule properties prediction. *arXiv preprint arXiv:2110.13721* (2021).
- [21] Charmaine SM Chu, Jack D Simpson, Paul M O'Neill, and Neil G Berry. 2021. Machine learning—Predicting Ames mutagenicity of small molecules. *Journal of Molecular Graphics and Modelling* 109 (2021), 108011.
- [22] Kenneth Ward Church. 2017. Word2Vec. *Natural Language Engineering* 23, 1 (2017), 155–162.
- [23] Connor W Coley, Regina Barzilay, William H Green, Tommi S Jaakkola, and Klavs F Jensen. 2017. Convolutional embedding of attributed molecular graphs for physical property prediction. *Journal of chemical information and modeling* 57, 8 (2017), 1757–1772.
- [24] Daiguo Deng, Xiaowei Chen, Ruochi Zhang, Zengrong Lei, Xiaojian Wang, and Fengfeng Zhou. 2021. XGraphBoost: extracting graph neural network-based features for a better prediction of molecular properties. *Journal of chemical information and modeling* 61, 6 (2021), 2697–2705.
- [25] Jacob Devlin, Ming-Wei Chang, Kenton Lee, and Kristina Toutanova. 2018. Bert: Pre-training of deep bidirectional transformers for language understanding. *arXiv preprint arXiv:1810.04805* (2018).
- [26] G Dhamodharan and C Gopi Mohan. 2022. Machine learning models for predicting the activity of AChE and BACE1 dual inhibitors for the treatment of Alzheimer’s disease. *Molecular Diversity* (2022), 1–17.
- [27] Jidin Dinesh, Rahul Krishnan Pathinarupothi, and KP Soman. 2023. Benchmarking GNNs for Blood-Brain Barrier Permeability Prediction. (2023).
- [28] Weizhe Ding, Yang Nan, Juanshu Wu, Chenyang Han, Xiangxin Xin, Siyuan Li, Hongsheng Liu, and Li Zhang. 2022. Combining multi-dimensional molecular fingerprints to predict the hERG cardiotoxicity of compounds. *Computers in Biology and Medicine* 144 (2022), 105390.
- [29] Yan Ding, Xiaoqian Jiang, and Yejin Kim. 2022. Relational graph convolutional networks for predicting blood-brain barrier penetration of drug molecules. *Bioinformatics* 38, 10 (2022), 2826–2831.
- [30] Joseph L Durant, Burton A Leland, Douglas R Henry, and James G Nourse. 2002. Reoptimization of MDL keys for use in drug discovery. *Journal of chemical information and computer sciences* 42, 6 (2002), 1273–1280.
- [31] Defang Fan, Hongbin Yang, Fuxing Li, Lixia Sun, Peiwen Di, Weihua Li, Yun Tang, and Guixia Liu. 2018. In silico prediction of chemical genotoxicity using machine learning methods and structural alerts. *Toxicology research* 7, 2 (2018), 211–220.
- [32] Evan N Feinberg, Elizabeth Joshi, Vijay S Pande, and Alan C Cheng. 2020. Improvement in ADMET prediction with multitask deep featurization. *Journal of medicinal chemistry* 63, 16 (2020), 8835–8848.
- [33] Li Fu, Lu Liu, Zhi-Jiang Yang, Pan Li, Jun-Jie Ding, Yong-Huan Yun, Ai-Ping Lu, Ting-Jun Hou, and Dong-Sheng Cao. 2019. Systematic Modeling of log D 7.4 Based on Ensemble Machine Learning, Group Contribution, and Matched Molecular Pair Analysis. *Journal of Chemical Information and Modeling* 60, 1 (2019), 63–76.
- [34] Yuyang Gao, Tong Sun, Rishab Bhatt, Dazhou Yu, Sungsoo Hong, and Liang Zhao. 2021. Gnes: Learning to explain graph neural networks. In *2021 IEEE International Conference on Data Mining (ICDM)*. IEEE, 131–140.
- [35] Justin Gilmer, Samuel S Schoenholz, Patrick F Riley, Oriol Vinyals, and George E Dahl. 2017. Neural message passing for quantum chemistry. In *International conference on machine learning*. PMLR, 1263–1272.
- [36] Garrett B Goh, Nathan O Hodas, Charles Siegel, and Abhinav Vishnu. 2017. Smiles2vec: An interpretable general-purpose deep neural network for predicting chemical properties. *arXiv preprint arXiv:1712.02034* (2017).
- [37] Francesca Grisoni, Viviana Consonni, and Roberto Todeschini. 2018. Impact of molecular descriptors on computational models. *Computational chemogenomics* (2018), 171–209.

- [38] Xiaoyu Guan and Daoqiang Zhang. 2023. T-mgcl: Molecule graph contrastive learning based on transformer for molecular property prediction. *IEEE/ACM Transactions on Computational Biology and Bioinformatics* (2023).
- [39] Zhichun Guo, Bozhao Nan, Yijun Tian, Olaf Wiest, Chuxu Zhang, and Nitesh V Chawla. 2022. Graph-based molecular representation learning. *arXiv preprint arXiv:2207.04869* (2022).
- [40] Zhichun Guo, Wenhao Yu, Chuxu Zhang, Meng Jiang, and Nitesh V Chawla. 2020. GraSeq: graph and sequence fusion learning for molecular property prediction. In *Proceedings of the 29th ACM international conference on information & knowledge management*. 435–443.
- [41] Will Hamilton, Zhitao Ying, and Jure Leskovec. 2017. Inductive representation learning on large graphs. *Advances in neural information processing systems* 30 (2017).
- [42] Katja Hansen, Sebastian Mika, Timon Schroeter, Andreas Sutter, Antonius Ter Laak, Thomas Steger-Hartmann, Nikolaus Heinrich, and Klaus-Robert Müller. 2009. Benchmark data set for in silico prediction of Ames mutagenicity. *Journal of chemical information and modeling* 9 (2009), 2077–2081.
- [43] Zhengda He, Linjie Chen, Hao Lv, Rui-ning Zhou, Jiaying Xu, Yadong Chen, Jianhua Hu, and Yang Gao. 2023. A Novel Descriptor and Molecular Graph-Based Bimodal Contrastive Learning Framework for Drug Molecular Property Prediction. In *International Conference on Intelligent Computing*. Springer, 700–715.
- [44] David Hecht and Gary B Fogel. 2009. Computational intelligence methods for ADMET prediction. *Front Drug Des Discov* 4, 27 (2009), 351–377.
- [45] Ryan Henderson, Djork-Arné Clevert, and Floriane Montanari. 2021. Improving molecular graph neural network explainability with orthonormalization and induced sparsity. In *International Conference on Machine Learning*. PMLR, 4203–4213.
- [46] Maya Hirohara, Yutaka Saito, Yuki Koda, Kengo Sato, and Yasubumi Sakakibara. 2018. Convolutional neural network based on SMILES representation of compounds for detecting chemical motif. *BMC bioinformatics* 19 (2018), 83–94.
- [47] Shion Honda, Shoi Shi, and Hiroki R Ueda. 2019. Smiles transformer: Pre-trained molecular fingerprint for low data drug discovery. *arXiv preprint arXiv:1911.04738* (2019).
- [48] Timothy Hospedales, Antreas Antoniou, Paul Micaelli, and Amos Storkey. 2021. Meta-learning in neural networks: A survey. *IEEE transactions on pattern analysis and machine intelligence* 44, 9 (2021), 5149–5169.
- [49] Yuanyuan Hou, Shiyu Wang, Bing Bai, HC Stephen Chan, and Shuguang Yuan. 2022. Accurate physical property predictions via deep learning. *Molecules* 27, 5 (2022), 1668.
- [50] Pingfan Hu, Zeren Jiao, Zhuoran Zhang, and Qingsheng Wang. 2021. Development of solubility prediction models with ensemble learning. *Industrial & Engineering Chemistry Research* 60, 30 (2021), 11627–11635.
- [51] ShanShan Hu, Peng Chen, Pengying Gu, and Bing Wang. 2020. A deep learning-based chemical system for QSAR prediction. *IEEE journal of biomedical and health informatics* 24, 10 (2020), 3020–3028.
- [52] Weihua Hu, Bowen Liu, Joseph Gomes, Marinka Zitnik, Percy Liang, Vijay Pande, and Jure Leskovec. 2019. Strategies for pre-training graph neural networks. *arXiv preprint arXiv:1905.12265* (2019).
- [53] Wenhao Hu, Yingying Liu, Xuanyu Chen, Wenhao Chai, Hangyue Chen, Hongwei Wang, and Gaoang Wang. 2023. Deep Learning Methods for Small Molecule Drug Discovery: A Survey. *IEEE Transactions on Artificial Intelligence* (2023).
- [54] Ziniu Hu, Yuxiao Dong, Kuansan Wang, Kai-Wei Chang, and Yizhou Sun. 2020. Gpt-gnn: Generative pre-training of graph neural networks. In *Proceedings of the 26th ACM SIGKDD International Conference on Knowledge Discovery & Data Mining*. 1857–1867.
- [55] Ross Irwin, Spyridon Dimitriadis, Jiazhen He, and Esben Jannik Bjerrum. 2022. Chemformer: a pre-trained transformer for computational chemistry. *Machine Learning: Science and Technology* 3, 1 (2022), 015022.
- [56] Jeonghee Jo, Bumju Kwak, Hyun-Soo Choi, and Sungroh Yoon. 2020. The message passing neural networks for chemical property prediction on SMILES. *Methods* 179 (2020), 65–72.
- [57] Wei Ju, Zequn Liu, Yifang Qin, Bin Feng, Chen Wang, Zhihui Guo, Xiao Luo, and Ming Zhang. 2023. Few-shot molecular property prediction via Hierarchically Structured Learning on Relation Graphs. *Neural Networks* 163 (2023), 122–131.
- [58] Abdul Karim, Matthew Lee, Thomas Balle, and Abdul Sattar. 2021. CardioTox net: a robust predictor for hERG channel blockade based on deep learning meta-feature ensembles. *Journal of Cheminformatics* 13, 1 (2021), 1–13.
- [59] Abdul Karim, Avinash Mishra, MA Hakim Newton, and Abdul Sattar. 2019. Efficient toxicity prediction via simple features using shallow neural networks and decision trees. *Acs Omega* 4, 1 (2019), 1874–1888.
- [60] Abdul Karim, Vahid Riahi, Avinash Mishra, MA Hakim Newton, Abdollah Dehzangi, Thomas Balle, and Abdul Sattar. 2021. Quantitative toxicity prediction via meta ensembling of multitask deep learning models. *ACS omega* 6, 18 (2021), 12306–12317.
- [61] Abdul Karim, Jaspreet Singh, Avinash Mishra, Abdollah Dehzangi, MA Hakim Newton, and Abdul Sattar. 2019. Toxicity prediction by multimodal deep learning. In *Knowledge Management and Acquisition for Intelligent Systems: 16th Pacific Rim Knowledge Acquisition Workshop, PKAW 2019, Cuvu, Fiji, August 26–27, 2019, Proceedings* 16. Springer, 142–152.
- [62] Pavel Karpov, Guillaume Godin, and Igor V Tetko. 2020. Transformer-CNN: Swiss knife for QSAR modeling and interpretation. *Journal of Cheminformatics* 12, 1 (2020), 1–12.
- [63] Asad U Khan et al. 2016. Descriptors and their selection methods in QSAR analysis: paradigm for drug design. *Drug discovery today* 21, 8 (2016), 1291–1302.
- [64] Talia B Kimber, Maxime Gagnebin, and Andrea Volkamer. 2021. Maxsmi: maximizing molecular property prediction performance with confidence estimation using SMILES augmentation and deep learning. *Artificial Intelligence in the Life Sciences* 1 (2021), 100014.

- [65] Edward Elson Kosasih, Joaquin Cabezas, Xavier Sumba, Piotr Bielak, Kamil Tagowski, Kelvin Idanwekhai, Benedict Aaron Tjandra, and Arian Rokkum Jamasb. 2021. On graph neural network ensembles for large-scale molecular property prediction. *arXiv preprint arXiv:2106.15529* (2021).
- [66] Taojie Kuang, Yiming Ren, and Zhixiang Ren. 2023. 3d-mol: A novel contrastive learning framework for molecular property prediction with 3d information. *bioRxiv* (2023), 2023–08.
- [67] Taojie Kuang, Yiming Ren, and Zhixiang Ren. 2024. 3d-mol: A novel contrastive learning framework for molecular property prediction with 3d information. *Pattern Analysis and Applications* 27, 3 (2024), 71.
- [68] Rajnish Kumar, Anju Sharma, Athanasios Alexiou, Anwar L Bilgrami, Mohammad Amjad Kamal, and Ghulam Md Ashraf. 2022. DeePred-BBB: A Blood Brain Barrier Permeability Prediction Model With Improved Accuracy. *Frontiers in Neuroscience* 16 (2022).
- [69] Bumju Kwak, Jeonghee Jo, Byunghan Lee, and Sungroh Yoon. 2021. Geometry-aware transformer for molecular property prediction. *arXiv preprint arXiv:2106.15516* (2021).
- [70] Mike Lewis, Yinhan Liu, Naman Goyal, Marjan Ghazvininejad, Abdelrahman Mohamed, Omer Levy, Ves Stoyanov, and Luke Zettlemoyer. 2019. Bart: Denoising sequence-to-sequence pre-training for natural language generation, translation, and comprehension. *arXiv preprint arXiv:1910.13461* (2019).
- [71] Bowen Li and Srinivas Rangarajan. 2022. A conceptual study of transfer learning with linear models for data-driven property prediction. *Computers & Chemical Engineering* 157 (2022), 107599.
- [72] Chunyan Li, Jihua Feng, Shihu Liu, and Junfeng Yao. 2022. A novel molecular representation learning for molecular property prediction with a multiple SMILES-based augmentation. *Computational Intelligence and Neuroscience* 2022 (2022).
- [73] Chunyan Li, Jianmin Wang, Zhangming Niu, Junfeng Yao, and Xiangxiang Zeng. 2021. A spatial-temporal gated attention module for molecular property prediction based on molecular geometry. *Briefings in Bioinformatics* 22, 5 (2021), bbab078.
- [74] Han Li, Dan Zhao, and Jianyang Zeng. 2022. KPGT: knowledge-guided pre-training of graph transformer for molecular property prediction. In *Proceedings of the 28th ACM SIGKDD Conference on Knowledge Discovery and Data Mining*. 857–867.
- [75] Han Li, Xinyi Zhao, Shuya Li, Fangping Wan, Dan Zhao, and Jianyang Zeng. 2022. Improving molecular property prediction through a task similarity enhanced transfer learning strategy. *Iscience* 25, 10 (2022).
- [76] Junying Li, Deng Cai, and Xiaofei He. 2017. Learning graph-level representation for drug discovery. *arXiv preprint arXiv:1709.03741* (2017).
- [77] Juncai Li and Xiaofei Jiang. 2021. Mol-bert: An effective molecular representation with bert for molecular property prediction. *Wireless Communications and Mobile Computing* 2021 (2021), 1–7.
- [78] Pengyong Li, Yuquan Li, Chang-Yu Hsieh, Shengyu Zhang, Xianggen Liu, Huanxiang Liu, Sen Song, and Xiaojun Yao. 2021. TrimNet: learning molecular representation from triplet messages for biomedicine. *Briefings in Bioinformatics* 22, 4 (2021), bbaa266.
- [79] Shimeng Li, Li Zhang, Huawei Feng, Jinhui Meng, Di Xie, Liwei Yi, Isaiah T Arkin, and Hongsheng Liu. 2021. MutagenPred-GCNNs: a graph convolutional neural network-based classification model for mutagenicity prediction with data-driven molecular fingerprints. *Interdisciplinary Sciences: Computational Life Sciences* 13 (2021), 25–33.
- [80] Shuangli Li, Jingbo Zhou, Tong Xu, Dejing Dou, and Hui Xiong. 2022. Geomgl: Geometric graph contrastive learning for molecular property prediction. In *Proceedings of the AAAI conference on artificial intelligence*, Vol. 36. 4541–4549.
- [81] Xinhao Li and Denis Fourches. 2020. Inductive transfer learning for molecular activity prediction: Next-Gen QSAR Models with MolPMoFit. *Journal of Cheminformatics* 12, 1 (2020), 1–15.
- [82] Xinhao Li and Denis Fourches. 2021. SMILES pair encoding: a data-driven substructure tokenization algorithm for deep learning. *Journal of chemical information and modeling* 61, 4 (2021), 1560–1569.
- [83] Xiao-Shuang Li, Xiang Liu, Le Lu, Xian-Sheng Hua, Ying Chi, and Kelin Xia. 2022. Multiphysical graph neural network (MP-GNN) for COVID-19 drug design. *Briefings in Bioinformatics* 23, 4 (2022).
- [84] Zhen Li, Mingjian Jiang, Shuang Wang, and Shugang Zhang. 2022. Deep learning methods for molecular representation and property prediction. *Drug Discovery Today* (2022), 103373.
- [85] Yanyan Liang, Yanfeng Zhang, Dechao Gao, and Qian Xu. 2020. MxPool: Multiplex Pooling for Hierarchical Graph Representation Learning. *arXiv preprint arXiv:2004.06846* (2020).
- [86] Sangrak Lim and Yong Oh Lee. 2021. Predicting chemical properties using self-attention multi-task learning based on SMILES representation. In *2020 25th International Conference on Pattern Recognition (ICPR)*. IEEE, 3146–3153.
- [87] Hui Liu, Yibiao Huang, Xuejun Liu, and Lei Deng. 2022. Attention-wise masked graph contrastive learning for predicting molecular property. *Briefings in bioinformatics* 23, 5 (2022), bbac303.
- [88] Jianping Liu, Xiujuan Lei, Yuchen Zhang, and Yi Pan. 2023. The prediction of molecular toxicity based on BiGRU and GraphSAGE. *Computers in Biology and Medicine* (2023), 106524.
- [89] Lili Liu, Li Zhang, Huawei Feng, Shimeng Li, Miao Liu, Jian Zhao, and Hongsheng Liu. 2021. Prediction of the blood–brain barrier (BBB) permeability of chemicals based on machine-learning and ensemble methods. *Chemical Research in Toxicology* 34, 6 (2021), 1456–1467.
- [90] Shengchao Liu, Meng Qu, Zuobai Zhang, Huiyu Cai, and Jian Tang. 2022. Structured multi-task learning for molecular property prediction. In *International conference on artificial intelligence and statistics*. PMLR, 8906–8920.
- [91] Shengchao Liu, Hanchen Wang, Weiyang Liu, Joan Lasenby, Hongyu Guo, and Jian Tang. 2021. Pre-training molecular graph representation with 3d geometry. *arXiv preprint arXiv:2110.07728* (2021).

- [92] Yinhan Liu, Myle Ott, Naman Goyal, Jingfei Du, Mandar Joshi, Danqi Chen, Omer Levy, Mike Lewis, Luke Zettlemoyer, and Veselin Stoyanov. 2019. Roberta: A robustly optimized bert pretraining approach. *arXiv preprint arXiv:1907.11692* (2019).
- [93] Yi Liu, Limei Wang, Meng Liu, Yuchao Lin, Xuan Zhang, Bora Oztekin, and Shuiwang Ji. 2021. Spherical message passing for 3d molecular graphs. In *International Conference on Learning Representations*.
- [94] Chengqiang Lu, Qi Liu, Chao Wang, Zhenya Huang, Peize Lin, and Lixin He. 2019. Molecular property prediction: A multilevel quantum interactions modeling perspective. In *Proceedings of the AAAI conference on artificial intelligence*, Vol. 33. 1052–1060.
- [95] Xiaohua Lu, Liangxu Xie, Lei Xu, Rongzhi Mao, Shan Chang, and Xiaojun Xu. 2023. Integrating Chemical Language and Molecular Graph in Multimodal Fused Deep Learning for Drug Property Prediction. *arXiv preprint arXiv:2312.17495* (2023).
- [96] Qiuji Lv, Guanxing Chen, Lu Zhao, Weihe Zhong, and Calvin Yu-Chian Chen. 2021. Mol2Context-vec: learning molecular representation from context awareness for drug discovery. *Briefings in Bioinformatics* 22, 6 (2021), bbab317.
- [97] Hehuan Ma, Yatao Bian, Yu Rong, Wenbing Huang, Tingyang Xu, Weiyang Xie, Geyan Ye, and Junzhou Huang. 2020. Multi-view graph neural networks for molecular property prediction. *arXiv preprint arXiv:2005.13607* (2020).
- [98] Hehuan Ma, Yatao Bian, Yu Rong, Wenbing Huang, Tingyang Xu, Weiyang Xie, Geyan Ye, and Junzhou Huang. 2022. Cross-dependent graph neural networks for molecular property prediction. *Bioinformatics* 38, 7 (2022), 2003–2009.
- [99] Mei Ma and Xiujian Lei. 2024. A deep learning framework for predicting molecular property based on multi-type features fusion. *Computers in Biology and Medicine* 169 (2024), 107911.
- [100] Elman Mansimov, Omar Mahmood, Seokho Kang, and Kyunghyun Cho. 2019. Molecular geometry prediction using a deep generative graph neural network. *Scientific reports* 9, 1 (2019), 20381.
- [101] Greta Markert, Jannis Born, Matteo Manica, Gisbert Schneider, and M Rodriguez Martinez. 2020. Chemical representation learning for toxicity prediction. In *PharML Workshop at ECML-PKDD (European Conference on Machine Learning and Principles and Practice of Knowledge Discovery in Databases)*.
- [102] Haggai Maron, Heli Ben-Hamu, Hadar Serviansky, and Yaron Lipman. 2019. Provably powerful graph networks. *Advances in neural information processing systems* 32 (2019).
- [103] Łukasz Maziarka, Tomasz Danel, Sławomir Mucha, Krzysztof Rataj, Jacek Tabor, and Stanisław Jastrzębski. 2020. Molecule attention transformer. *arXiv preprint arXiv:2002.08264* (2020).
- [104] Mei Meng, Zhiqiang Wei, Zhen Li, Mingjian Jiang, and Yujie Bian. 2019. Property prediction of molecules in graph convolutional neural network expansion. In *2019 IEEE 10th International Conference on Software Engineering and Service Science (ICSESS)*. IEEE, 263–266.
- [105] Christian Merkwirth and Thomas Lengauer. 2005. Automatic generation of complementary descriptors with molecular graph networks. *Journal of chemical information and modeling* 45, 5 (2005), 1159–1168.
- [106] Kisung Moon, Hyeon-Jin Im, and Sunyoung Kwon. 2023. 3D graph contrastive learning for molecular property prediction. *Bioinformatics* 39, 6 (2023), btad371.
- [107] Arsha Nagrani, Shan Yang, Anurag Arnab, Aren Jansen, Cordelia Schmid, and Chen Sun. 2021. Attention bottlenecks for multimodal fusion. *Advances in neural information processing systems* 34 (2021), 14200–14213.
- [108] S Parakkal, Riya Datta, and Dibyendu Das. 2022. DeepBBBP: High accuracy Blood-Brain-Barrier Permeability Prediction with a Mixed Deep Learning Model. *Molecular Informatics* (2022).
- [109] Gabriel A Pinheiro, Juarez LF Da Silva, and Marcos G Quiles. 2022. Smicl: Contrastive learning on multiple molecular representations for semisupervised and unsupervised representation learning. *Journal of Chemical Information and Modeling* 62, 17 (2022), 3948–3960.
- [110] P Preethi Krishna and A Sharada. 2020. Word embeddings-skip gram model. In *ICICCT 2019–System Reliability, Quality Control, Safety, Maintenance and Management: Applications to Electrical, Electronics and Computer Science and Engineering*. Springer, 133–139.
- [111] Nicola Rieke, Jonny Hancox, Wenqi Li, Fausto Milletari, Holger R Roth, Shadi Albarqouni, Spyridon Bakas, Mathieu N Galtier, Bennett A Landman, Klaus Maier-Hein, et al. 2020. The future of digital health with federated learning. *NPJ digital medicine* 3, 1 (2020), 119.
- [112] Yu Rong, Yatao Bian, Tingyang Xu, Weiyang Xie, Ying Wei, Wenbing Huang, and Junzhou Huang. 2020. Grover: Self-supervised message passing transformer on large-scale molecular data. *arXiv preprint arXiv:2007.02835* 2, 3 (2020), 17.
- [113] Yu Rong, Yatao Bian, Tingyang Xu, Weiyang Xie, Ying Wei, Wenbing Huang, and Junzhou Huang. 2020. Self-supervised graph transformer on large-scale molecular data. *Advances in Neural Information Processing Systems* 33 (2020), 12559–12571.
- [114] Jae Yong Ryu, Mi Young Lee, Jeong Hyun Lee, Byung Ho Lee, and Kwang-Seok Oh. 2020. DeepHIT: a deep learning framework for prediction of hERG-induced cardiotoxicity. *Bioinformatics* 36, 10 (2020), 3049–3055.
- [115] Cedric Seger. 2018. An investigation of categorical variable encoding techniques in machine learning: binary versus one-hot and feature hashing.
- [116] Marwin HS Segler, Thierry Kogej, Christian Tyrchan, and Mark P Waller. 2018. Generating focused molecule libraries for drug discovery with recurrent neural networks. *ACS central science* 4, 1 (2018), 120–131.
- [117] Mengyi Shan, Chen Jiang, Jing Chen, Lu-Ping Qin, Jiang-Jiang Qin, and Gang Cheng. 2022. Predicting hERG channel blockers with directed message passing neural networks. *RSC advances* 12, 6 (2022), 3423–3430.
- [118] Chao Shang, Qinping Liu, Qianqian Tong, Jiangwen Sun, Minghu Song, and Jinbo Bi. 2021. Multi-view spectral graph convolution with consistent edge attention for molecular modeling. *Neurocomputing* 445 (2021), 12–25.
- [119] Jinsong Shao, Qineng Gong, Zeyu Yin, Wenjie Pan, Sanjeevi Pandiyan, and Li Wang. 2022. S2DV: converting SMILES to a drug vector for predicting the activity of anti-HBV small molecules. *Briefings in Bioinformatics* 23, 2 (2022), bbab593.



- [120] Jie Shen and Christos A Nicolaou. 2019. Molecular property prediction: recent trends in the era of artificial intelligence. *Drug Discovery Today: Technologies* 32 (2019), 29–36.
- [121] Robert P Sheridan, Wei Min Wang, Andy Liaw, Junshui Ma, and Eric M Gifford. 2016. Extreme gradient boosting as a method for quantitative structure–activity relationships. *Journal of chemical information and modeling* 56, 12 (2016), 2353–2360.
- [122] Yusuxke Shibata, Takuya Kida, Shuichi Fukamachi, Masayuki Takeda, Ayumi Shinohara, Takeshi Shinohara, and Setsuo Arikawa. 1999. Byte pair encoding: A text compression scheme that accelerates pattern matching. (1999).
- [123] Nicolas K Shinada, Naoki Koyama, Megumi Ikemori, Tomoki Nishioka, Seiji Hitaoka, Atsushi Hakura, Shoji Asakura, Yukiko Matsuoka, and Sucheendra K Palaniappan. 2022. Optimizing machine-learning models for mutagenicity prediction through better feature selection. *Mutagenesis* 37, 3-4 (2022), 191–202.
- [124] Hiroyuki Shindo and Yuji Matsumoto. 2019. Gated graph recursive neural networks for molecular property prediction. *arXiv preprint arXiv:1909.00259* (2019).
- [125] Connor Shorten and Taghi M Khoshgoftaar. 2019. A survey on image data augmentation for deep learning. *Journal of big data* 6, 1 (2019), 1–48.
- [126] Yuanbing Song, Jinghua Chen, Wenju Wang, Gang Chen, and Zhichong Ma. 2023. Double-head transformer neural network for molecular property prediction. *Journal of Cheminformatics* 15, 1 (2023), 27.
- [127] Jonathan M Stokes, Kevin Yang, Kyle Swanson, Wengong Jin, Andres Cubillos-Ruiz, Nina M Donghia, Craig R MacNair, Shawn French, Lindsey A Carfrae, Zohar Bloom-Ackermann, et al. 2020. A deep learning approach to antibiotic discovery. *Cell* 180, 4 (2020), 688–702.
- [128] Yang Su, Zihao Wang, Saimeng Jin, Weifeng Shen, Jingzheng Ren, and Mario R Eden. 2019. An architecture of deep learning in QSPR modeling for the prediction of critical properties using molecular signatures. *AIChE Journal* 65, 9 (2019), e16678.
- [129] Afnan Sultan, Jochen Sieg, Miriam Mathea, and Andrea Volkamer. 2024. Transformers for molecular property prediction: Lessons learned from the past five years. *arXiv preprint arXiv:2404.03969* (2024).
- [130] Haichao Sun, Guoyin Wang, Qun Liu, Jie Yang, and Mingyue Zheng. 2023. An explainable molecular property prediction via multi-granularity. *Information Sciences* 642 (2023), 119094.
- [131] Mengying Sun, Jing Xing, Huijun Wang, Bin Chen, and Jiayu Zhou. 2021. MoCL: data-driven molecular fingerprint via knowledge-aware contrastive learning from molecular graph. In *Proceedings of the 27th ACM SIGKDD conference on knowledge discovery & data mining*. 3585–3594.
- [132] Jocelyn Sunseri and David R Koes. 2020. Libmolgrid: graphics processing unit accelerated molecular gridding for deep learning applications. *Journal of chemical information and modeling* 60, 3 (2020), 1079–1084.
- [133] Qiang Tang, Fulei Nie, Qi Zhao, and Wei Chen. 2022. A merged molecular representation deep learning method for blood–brain barrier permeability prediction. *Briefings in Bioinformatics* 23, 5 (2022).
- [134] Alain B Tchagang and Julio J Valdés. 2021. Time Frequency Representations and Deep Convolutional Neural Networks: A Recipe for Molecular Properties Prediction. In *2021 IEEE Canadian Conference on Electrical and Computer Engineering (CCECE)*. IEEE, 1–5.
- [135] Yanan Tian, Xiaorui Wang, Xiaojun Yao, Huanxiang Liu, and Ying Yang. 2023. Predicting molecular properties based on the interpretable graph neural network with multistep focus mechanism. *Briefings in Bioinformatics* 24, 1 (2023), bbac534.
- [136] Qiang Tong, Jiahao Shen, and Xiulei Liu. 2023. VisMole: a molecular representation based on voxel for molecular property prediction. In *Fifth International Conference on Computer Information Science and Artificial Intelligence (CISAI 2022)*, Vol. 12566. SPIE, 566–575.
- [137] Luis Torres, Joel P Arrais, and Bernardete Ribeiro. 2023. Few-shot learning via graph embeddings with convolutional networks for low-data molecular property prediction. *Neural Computing and Applications* 35, 18 (2023), 13167–13185.
- [138] Luis HM Torres, Bernardete Ribeiro, and Joel P Arrais. 2023. Few-shot learning with transformers via graph embeddings for molecular property prediction. *Expert Systems with Applications* 225 (2023), 120005.
- [139] Sezen Vatansver, Avner Schlessinger, Daniel Wacker, H Ümit Kaniskan, Jian Jin, Ming-Ming Zhou, and Bin Zhang. 2021. Artificial intelligence and machine learning-aided drug discovery in central nervous system diseases: State-of-the-arts and future directions. *Medicinal research reviews* 41, 3 (2021), 1427–1473.
- [140] Petar Veličković, Guillem Cucurull, Arantxa Casanova, Adriana Romero, Pietro Lio, and Yoshua Bengio. 2017. Graph attention networks. *arXiv preprint arXiv:1710.10903* (2017).
- [141] W Patrick Walters and Regina Barzilay. 2020. Applications of deep learning in molecule generation and molecular property prediction. *Accounts of chemical research* 54, 2 (2020), 263–270.
- [142] Sheng Wang, Yuzhi Guo, Yuhong Wang, Hongmao Sun, and Junzhou Huang. 2019. SMILES-BERT: large scale unsupervised pre-training for molecular property prediction. In *Proceedings of the 10th ACM international conference on bioinformatics, computational biology and health informatics*. 429–436.
- [143] Shuang Wang, Zhen Li, Shugang Zhang, Mingjian Jiang, Xiaofeng Wang, and Zhiqiang Wei. 2020. Molecular property prediction based on a multichannel substructure graph. *IEEE Access* 8 (2020), 18601–18614.
- [144] Tianyi Wang, Jianqiang Sun, and Qi Zhao. 2023. Investigating cardiotoxicity related with hERG channel blockers using molecular fingerprints and graph attention mechanism. *Computers in Biology and Medicine* 153 (2023), 106464.
- [145] Xiaofeng Wang, Zhen Li, Mingjian Jiang, Shuang Wang, Shugang Zhang, and Zhiqiang Wei. 2019. Molecule property prediction based on spatial graph embedding. *Journal of chemical information and modeling* 59, 9 (2019), 3817–3828.
- [146] Yaqing Wang, Abulikemu Abuduweili, Quanming Yao, and Dejing Dou. 2021. Property-aware relation networks for few-shot molecular property prediction. *Advances in Neural Information Processing Systems* 34 (2021), 17441–17454.

- [147] Yuanqing Wang, Josh Fass, Chaya D Stern, Kun Luo, and John Chodera. 2019. Graph nets for partial charge prediction. *arXiv preprint arXiv:1909.07903* (2019).
- [148] Zihao Wang, Yang Su, Weifeng Shen, Saimeng Jin, James H Clark, Jingzheng Ren, and Xiangping Zhang. 2019. Predictive deep learning models for environmental properties: the direct calculation of octanol–water partition coefficients from molecular graphs. *Green Chemistry* 21, 16 (2019), 4555–4565.
- [149] Zhuang Wang, Hongbin Yang, Zengrui Wu, Tianduanyi Wang, Weihua Li, Yun Tang, and Guixia Liu. 2018. In silico prediction of blood–brain barrier permeability of compounds by machine learning and resampling methods. *ChemMedChem* 13, 20 (2018), 2189–2201.
- [150] David Weininger. 1988. SMILES, a chemical language and information system. 1. Introduction to methodology and encoding rules. *Journal of chemical information and computer sciences* 28, 1 (1988), 31–36.
- [151] Naifeng Wen, Guanqun Liu, Jie Zhang, Rubo Zhang, Yating Fu, and Xu Han. 2022. A fingerprints based molecular property prediction method using the BERT model. *Journal of Cheminformatics* 14, 1 (2022), 1–13.
- [152] Oliver Wieder, Stefan Kohlbacher, Méline Kuenemann, Arthur Garon, Pierre Ducrot, Thomas Seidel, and Thierry Langer. 2020. A compact review of molecular property prediction with graph neural networks. *Drug Discovery Today: Technologies* 37 (2020), 1–12.
- [153] Magdalena Wiercioch and Johannes Kirchmair. 2023. DNN-PP: A novel Deep Neural Network approach and its applicability in drug-related property prediction. *Expert Systems with Applications* 213 (2023), 119055.
- [154] Robin Winter, Floriane Montanari, Frank Noé, and Djork-Arné Clevert. 2019. Learning continuous and data-driven molecular descriptors by translating equivalent chemical representations. *Chemical science* 10, 6 (2019), 1692–1701.
- [155] Michael Withnall, Edvard Lindelöf, Ola Engkvist, and Hongming Chen. 2020. Building attention and edge message passing neural networks for bioactivity and physical–chemical property prediction. *Journal of cheminformatics* 12, 1 (2020), 1–18.
- [156] Jinzhou Wu, Yang Su, Ao Yang, Jingzheng Ren, and Yi Xiang. 2023. An improved multi-modal representation-learning model based on fusion networks for property prediction in drug discovery. *Computers in Biology and Medicine* 165 (2023), 107452.
- [157] Zhenxing Wu, Dejun Jiang, Chang-Yu Hsieh, Guangyong Chen, Ben Liao, Dongsheng Cao, and Tingjun Hou. 2021. Hyperbolic relational graph convolution networks plus: a simple but highly efficient QSAR-modeling method. *Briefings in Bioinformatics* 22, 5 (2021), bbab112.
- [158] Zhenqin Wu, Bharath Ramsundar, Evan N Feinberg, Joseph Gomes, Caleb Geniesse, Aneesh S Pappu, Karl Leswing, and Vijay Pande. 2018. MoleculeNet: a benchmark for molecular machine learning. *Chemical science* 9, 2 (2018), 513–530.
- [159] Zhaoping Xiong, Dingyan Wang, Xiaohong Liu, Feisheng Zhong, Xiaozhe Wan, Xutong Li, Zhaojun Li, Xiaomin Luo, Kaixian Chen, Hualiang Jiang, et al. 2019. Pushing the boundaries of molecular representation for drug discovery with the graph attention mechanism. *Journal of medicinal chemistry* 63, 16 (2019), 8749–8760.
- [160] Keyulu Xu, Weihua Hu, Jure Leskovec, and Stefanie Jegelka. 2018. How powerful are graph neural networks? *arXiv preprint arXiv:1810.00826* (2018).
- [161] Ling Xue and Jurgen Bajorath. 2000. Molecular descriptors in chemoinformatics, computational combinatorial chemistry, and virtual screening. *Combinatorial chemistry & high throughput screening* 3, 5 (2000), 363–372.
- [162] Jianlin Yan, Zhenyu Zhang, Miaomiao Meng, Jun Li, and Lanyi Sun. 2024. Insights into deep learning framework for molecular property prediction based on different tokenization algorithms. *Chemical Engineering Science* 285 (2024), 119471.
- [163] Chu-I Yang and Yi-Pei Li. 2023. Explainable uncertainty quantifications for deep learning-based molecular property prediction. *Journal of Cheminformatics* 15, 1 (2023), 13.
- [164] Kevin Yang, Kyle Swanson, Wengong Jin, Connor Coley, Philipp Eiden, Hua Gao, Angel Guzman-Perez, Timothy Hopper, Brian Kelley, Miriam Mathea, et al. 2019. Analyzing learned molecular representations for property prediction. *Journal of chemical information and modeling* 59, 8 (2019), 3370–3388.
- [165] Qi Yang, Yidi Liu, Junjie Cheng, Yao Li, Siyuan Liu, Yingdong Duan, Long Zhang, and Sanzhong Luo. 2022. An Ensemble Structure and Physicochemical (SPOC) Descriptor for Machine-Learning Prediction of Chemical Reaction and Molecular Properties. *ChemPhysChem* 23, 14 (2022), e202200255.
- [166] Chengxuan Ying, Tianle Cai, Shengjie Luo, Shuxin Zheng, Guolin Ke, Di He, Yanming Shen, and Tie-Yan Liu. 2021. Do transformers really perform badly for graph representation? *Advances in Neural Information Processing Systems* 34 (2021), 28877–28888.
- [167] Atsushi Yoshimori. 2021. Prediction of molecular properties using molecular topographic map. *Molecules* 26, 15 (2021), 4475.
- [168] Yaxia Yuan, Fang Zheng, and Chang-Guo Zhan. 2018. Improved prediction of blood–brain barrier permeability through machine learning with combined use of molecular property-based descriptors and fingerprints. *The AAPS journal* 20 (2018), 1–10.
- [169] Xiangxiang Zeng, Hongxin Xiang, Linhui Yu, Jianmin Wang, Kenli Li, Ruth Nussinov, and Feixiong Cheng. 2022. Accurate prediction of molecular properties and drug targets using a self-supervised image representation learning framework. *Nature Machine Intelligence* 4, 11 (2022), 1004–1016.
- [170] Hui Zhang, Yan-Li Kang, Yuan-Yuan Zhu, Kai-Xia Zhao, Jun-Yu Liang, Lan Ding, Teng-Guo Zhang, and Ji Zhang. 2017. Novel naïve Bayes classification models for predicting the chemical Ames mutagenicity. *Toxicology in Vitro* 41 (2017), 56–63.
- [171] Haohui Zhang, Juntong Wu, Shichao Liu, and Shen Han. 2024. A pre-trained multi-representation fusion network for molecular property prediction. *Information Fusion* 103 (2024), 102092.
- [172] Jin Zhang, Daniel Mucs, Ulf Norinder, and Fredrik Svensson. 2019. LightGBM: An effective and scalable algorithm for prediction of chemical toxicity–application to the Tox21 and mutagenicity data sets. *Journal of chemical information and modeling* 59, 10 (2019), 4150–4158.

- [173] Li Zhang, Haixin Ai, Wen Chen, Zimo Yin, Huan Hu, Junfeng Zhu, Jian Zhao, Qi Zhao, and Hongsheng Liu. 2017. CarcinoPred-EL: Novel models for predicting the carcinogenicity of chemicals using molecular fingerprints and ensemble learning methods. *Scientific reports* 7, 1 (2017), 2118.
- [174] Si Zhang, Hanghang Tong, Jiejun Xu, and Ross Maciejewski. 2019. Graph convolutional networks: a comprehensive review. *Computational Social Networks* 6, 1 (2019), 1–23.
- [175] Xiao-Chen Zhang, Cheng-Kun Wu, Jia-Cai Yi, Xiang-Xiang Zeng, Can-Qun Yang, Ai-Ping Lu, Ting-Jun Hou, and Dong-Sheng Cao. 2022. Pushing the Boundaries of Molecular Property Prediction for Drug Discovery with Multitask Learning BERT Enhanced by SMILES Enumeration. *Research* 2022 (2022), 0004.
- [176] Yu-Fang Zhang, Xiangeng Wang, Aman Chandra Kaushik, Yanyi Chu, Xiaoqi Shan, Ming-Zhu Zhao, Qin Xu, and Dong-Qing Wei. 2020. SPVec: a Word2vec-inspired feature representation method for drug-target interaction prediction. *Frontiers in chemistry* 7 (2020), 895.
- [177] Zaixi Zhang, Qi Liu, Hao Wang, Chengqiang Lu, and Chee-Kong Lee. 2021. Motif-based graph self-supervised learning for molecular property prediction. *Advances in Neural Information Processing Systems* 34 (2021), 15870–15882.
- [178] Zexing Zhao, Guangsi Shi, Xiaopeng Wu, Ruohua Ren, Xiaojun Gao, and Fuyi Li. 2024. Contrastive Dual-Interaction Graph Neural Network for Molecular Property Prediction. *arXiv preprint arXiv:2405.02628* (2024).
- [179] Zixi Zheng, Yanyan Tan, Hong Wang, Shengpeng Yu, Tianyu Liu, and Cheng Liang. 2023. CasANGCL: pre-training and fine-tuning model based on cascaded attention network and graph contrastive learning for molecular property prediction. *Briefings in Bioinformatics* 24, 1 (2023), bbac566.
- [180] Zixi Zheng, Hong Wang, Yanyan Tan, Cheng Liang, and Yanshen Sun. 2023. EMPPNet: Enhancing Molecular Property Prediction via Cross-modal Information Flow and Hierarchical Attention. *Expert Systems with Applications* 234 (2023), 121016.
- [181] Yadi Zhou, Suntara Cahya, Steven A Combs, Christos A Nicolaou, Jibo Wang, Prashant V Desai, and Jie Shen. 2018. Exploring tunable hyperparameters for deep neural networks with industrial ADME data sets. *Journal of chemical information and modeling* 59, 3 (2018), 1005–1016.
- [182] Wei Zhu, Jiebo Luo, and Andrew D White. 2022. Federated learning of molecular properties with graph neural networks in a heterogeneous setting. *Patterns* 3, 6 (2022).

## A Appendix

### A.1 Neural Network Architectures

*A.1.1 Graph Neural Networks.* GNNs represent a powerful class of neural network architectures tailored to process graph-structured data. Typically, GNNs involve three primary functions: **Message Passing:** Nodes in the graph share information with their neighbors iteratively via message passing. This operation entails aggregating information from surrounding nodes by using a weighted sum or a learned aggregation function. **Node Update:** After gathering information from neighbors, each node updates its own representation using the pooled data. This update step involve adding a neural network layer or a nonlinear activation function to the aggregated data. **Readout or Graph Level Operations:** To compute a graph-level embedding or predictions at the graph level, representations of all nodes are aggregated to form a final feature vector. We detail about the various variants of GNNs in the subsequent section. The illustration about the convolutional, attentional and message-passing in GNNs are depicted in Figure 12.

- (1) **GCN:** Among GNNs, GCNs[174] stand out as a subtype that propagates information via node connections and takes into account both local and global structural information. They achieve this by generating embeddings for each node through the aggregation of information from its neighboring nodes. This aggregation process is crucial for capturing local structural features effectively. Specifically, the information obtained from neighboring nodes is weighted based on the inverse square root of the product of the degrees of the connected nodes. The message-passing operation in GCNs is subdivided into convolution operations and neighbor aggregation.
- **Convolution operation:** The convolution operation in GCNs aggregates information from neighboring nodes. Given the input node features  $h_v^l$  at layer  $l$  for node  $v$  and the adjacency matrix  $A$  representing the graph structure, the messages for a node  $v$  can be computed using Equation 5, where  $deg(u)$ ,  $deg(v)$  are the

degrees of nodes  $u$  and  $v$ , respectively.

$$m_v^l = \sum_{u \in \text{neighbor}(v)} \frac{1}{\sqrt{\text{deg}(u)}\sqrt{\text{deg}(v)}} \cdot h_u^l \quad (5)$$

- **Neighbor aggregation:** After computing the aggregated messages  $m_v^l$ , a weight matrix  $W$  is used to perform linear transformation and aggregation as shown below with  $\sigma$  as activation function such as ReLU.

$$z_v^{(l)} = \sigma \left( m_v^l \cdot W^l \cdot h_v^l \right) \quad (6)$$

Finally, the updated node features  $h_v^{l+1}$  are computed by combining the aggregated neighbor information with the node’s own features as in Equation 7 with  $W_0$  as another weight matrix.

$$h_v^{(l+1)} = \sigma \left( \sum z_v^l + W_0 \cdot h_v^l \right) \quad (7)$$

By performing multiple graph convolutional layers, GCNs capture hierarchical representations of molecular structures which are then used to predict various molecular properties such as solubility, toxicity, or bioactivity[159]. GCNs are trained using labeled data by adjusting their parameters to minimize the difference between predicted and actual property values, thus providing a powerful framework for accurate property prediction in computational chemistry[28, 102, 147].

- (2) **GAT:** GATs[140] are another type of GNN architecture used in MPP. GCNs has limited ability to capture fine-grained structural relationships within graphs. This is because it rely on fixed-weight aggregation functions to combine information from neighboring nodes, which may not adequately capture the varying importance of different nodes in influencing the central node’s representation. Therefore, GATs introduce attention operation to address this challenge.

- **Attention operation :** It dynamically compute attention coefficients  $\phi_{uv}$  to weight the contributions of neighboring nodes based on their relevance to the central node[27]. The updated node features  $h_v^{l+1}$  are computed via a weight matrix  $W$ , neighbors of node  $v$  and attention score  $\alpha_{uv}$  as shown in Equation 8. The mathematical functions for  $\alpha_{uv}$  and  $\phi_{uv}$  is given in Equation 9 and 10, respectively. To ensure that the computed attention scores are comparable and stable across different nodes in the graph, attention scores are normalized using Equation 9.

$$h_v^{l+1} = \sigma \left( \sum_{u \in \text{neighbor}(v)} \alpha_{uv}^l W \cdot h_u^l \right) \quad (8)$$

In MPP, GATs have shown promising results by effectively using attention mechanisms to learn informative node representations[11]. GATs offer greater flexibility in modeling complex graph structures which makes them well-suited for tasks where capturing fine-grained interactions between nodes is crucial for accurate predictions[4].

$$\alpha_{uv}^l = \frac{\exp(\phi_{uv}^l)}{\sum_{k \in \text{neighbor}(v)} \exp(\phi_{vk}^l)} \quad (9)$$

$$\phi_{uv}^l = \text{Attention} \left( h_v^l \cdot h_u^l \right) \quad (10)$$

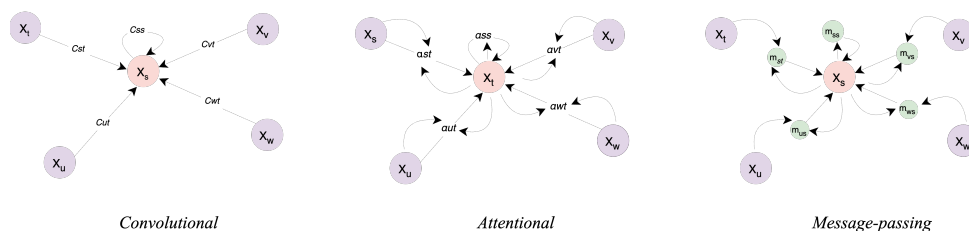


Fig. 12. Illustration showcasing the operations in GNNs. (a) Convolutional: allows nodes to communicate and exchange information with their neighbors in the graph. (b) Attentional: determines the importance or relevance of neighboring nodes' features during message passing. (c) Message-Passing: encompasses the entire process of aggregating information from neighboring nodes and updating node representations based on this aggregated information.

- (3) **MPNN**: Unlike GCN and GAT, MPNNs generalize the aggregation process by allowing custom message functions  $M$  and update rules  $U$ , leading to potentially better performance on tasks that require capturing intricate node and edge relationships. It works iteratively with repeated message passing and updating steps. The computation of message and the update function is done as shown in Equation 11 and 12, respectively. One of the key advantages of MPNN in MPP is the flexibility to tailor the message passing and update mechanisms to specific tasks or domains. For example, different tasks may require different types of node interactions, and MPNNs allow these to be encoded directly into the model architecture[135]. Additionally, MPNNs can be augmented with attention mechanisms or other forms of relational reasoning to selectively focus on important regions of the molecular graph[8].

$$M_i^{(l+1)} = \sum_{j \in \text{neighbor}(i)} M^{(l)}(h_i^{(l)}, h_j^{(l)}) \quad (11)$$

$$h_i^{(l+1)} = U^{(l)}(h_i^{(l)}, M_i^{(l+1)}) \quad (12)$$

- (4) **GIN**: To address the challenge of identifying graphs with the same structure but different node orderings which is often encountered in MPP tasks, GIN is used. Unlike traditional GNNs, GIN[160] adopts a unique approach by bypassing explicit message passing mechanisms and graph convolutions. Instead, it directly embeds the neighborhood of each node using a learned aggregation function. This distinctive strategy empowers GIN to capture intricate structural patterns and relationships within molecular graphs more effectively, thereby enhancing its performance.

$$h_i^{l+1} = MLP\left(\left(1 + \epsilon^l\right) \cdot h_i^l + \sum_{j \in \text{neighbor}(i)} h_j^l\right) \quad (13)$$

Here,  $h_i^l$  represents the node embedding for node  $v$  at layer  $k$ , and  $\epsilon^l$  is a learnable parameter for layer  $l$ . GIN collects information from neighbors by adding their embeddings and incorporating it into the updated node embedding using a MLP. The  $\epsilon^l$  term adds a modest correction to avoid over-smoothing. Moreover, GIN exhibits inherent permutation invariance, and generates consistent embeddings regardless of the node ordering within the graph. This attribute renders GIN resilient to variations in graph topology which is particularly advantageous in MPP where molecules exhibit diverse sizes and structures[4, 65].

- (a) The choice of message passing mechanism depends on the characteristics of the molecular data and the specific task requirements. For example, attentional mechanisms are effective for capturing long-range dependencies, while convolutional operations are suitable for capturing local structural patterns. The three different message passing mechanisms - Convolutional, Isomorphism, and Attentional can be explored based on the requirement.
- (b) After the message passing phase, a readout operation can be done using different methods. Some common readout operations include:
- **Sum:** The node embeddings are simply summed to obtain the graph representation.

$$h_{graph} = \sum_{v \in V} h_v \quad (14)$$

- **Mean:** Similar to the sum readout, but instead of summing, the mean of all node embeddings is computed.

$$h_{graph} = \frac{1}{|v|} \sum_{v \in V} h_v \quad (15)$$

- **Max:** The maximum value of each dimension across all node embeddings is taken to obtain the graph representation.

$$h_{graph} = \max_{v \in V} h_v \quad (16)$$

- **Attention-based readout:** An attention mechanism can be applied to assign importance weights to node embeddings before aggregating them.

$$\phi_v = \sigma(MLP(h_v)) \quad (17)$$

The selection of the readout operation influences the final graph-level representation and consequently the performance of the model in downstream tasks.

- (c) The architecture of GNN may include multiple layers of message passing units. The decision regarding the number of layers, activation functions, hidden layer dimensions, and optimization methods significantly impacts the model’s capacity and learning capability. Experimentation and tuning to determine the optimal architecture for the given MPP task is also essential.

*A.1.2 Recurrent Neural Networks.* RNNs are well-suited for modeling sequential data which makes them suitable for tasks involving molecules. RNNs have been applied in MPP tasks to analyze molecular sequences such as SMILES represented as linear sequences of characters or tokens. By processing input sequences incrementally and maintaining hidden states that retain information from previous steps, RNNs can effectively encode the structural and chemical characteristics of molecules, facilitating accurate property prediction.

- (1) **LSTM:** Unlike traditional feedforward neural networks, RNNs are designed to handle sequential data by incorporating hidden states that preserve information from earlier steps. However, RNNs often encounter the vanishing gradient problem which hampers their ability to capture long-term dependencies effectively. To mitigate this issue, LSTM networks were introduced to improve performance in capturing and retaining long-range dependencies in sequential molecular data[49, 82, 128]. This is accomplished through the set of layers known as cell states  $c_t(i_t, f_t, o_t)$  (Equation 18) and hidden state  $h_t$  (Equation 19) which collectively enable the network to better understand the intricate structural relationships within molecules and retain essential information throughout the sequence.

$$c_t = f_t \cdot c_{t-1} + i_t \cdot c'_t \quad (18)$$

$$h_t = o_t \cdot \tanh(c_t) \quad (19)$$

where  $c'_t$  is the updated cell state given by Equation 20.

$$c'_t = \tanh(x_i \cdot w_{ic} + w_{hc} \cdot h_{t-1} + b_{ic}) \quad (20)$$

The decision regarding the handling of input, output, and retention of the previous cell state at each time step  $t$  in the each cell is governed by the input gate  $i_t$ , output gate  $o_t$  and forget gate  $f_t$ , respectively. The input, output, and forget states are computed using Equations 21, 22, and 23, respectively.

$$i_t = \tanh(x_i \cdot w_{ii} + w_{hi} \cdot h_{t-1} + b_{ii}) \quad (21)$$

$$o_t = \tanh(x_i \cdot w_{io} + w_{ho} \cdot h_{t-1} + b_{io}) \quad (22)$$

$$f_t = \tanh(x_i \cdot w_{if} + w_{hf} \cdot h_{t-1} + b_{if}) \quad (23)$$

- (2) **GRU**: The GRU represents a variant of recurrent networks akin to the LSTM model. While maintaining similar functionality to LSTM, GRU exhibits a somewhat simpler architecture. GRUs are more computationally efficient compared LSTM networks which makes them suitable for large-scale MPP tasks involving extensive datasets of molecular structures[51]. While there are fewer studies employing GRUs in MPP compared to other architectures, their simpler design and reduced parameter count render them more amenable to training and deployment, particularly in resource-limited settings. One notable distinction is that GRU consolidates both the hidden state and cell state into a unified hidden state, thereby reducing the parameter count. Similar to LSTM, GRU incorporates gating mechanisms to regulate information flow within the network. It is characterized by two gating components: the reset gate  $r_t$  and the update gate  $z_t$  as given below in Equation 24 and Equation 25. These gates enable GRU to selectively retain and update information over time and contribute to its effectiveness in modeling sequential data, including property prediction tasks.

$$r_t = \text{Activation}(x_i \cdot w_{ir} + w_{hr} \cdot h_{t-1} + b_{ir}) \quad (24)$$

$$z_t = \text{Activation}(x_i \cdot w_{iz} + w_{hz} \cdot h_{t-1} + b_{iz}) \quad (25)$$

The reset gate in GRU regulates the amount of past information to discard, while the update gate manages the integration of new information. GRU introduces a "candidate hidden state"  $h'_t$  computed using the reset gate to selectively update the hidden state based on the importance of past and new information (Equation 26). This mechanism enhances the model's capability to retain relevant historical context while adapting to new inputs, leading to improved performance in sequential tasks like language modeling and time series prediction.

$$h'_t = \text{Activation}(x_{it} \cdot w_{ih} + w_{hr} \cdot (r_t * h_{t-1}) + b_{ih}) \quad (26)$$

The final hidden state  $h_t$  is computed as a linear interpolation between the previous hidden state  $h_{t-1}$  and the candidate hidden state  $h'_t$ , with the weighting controlled by the update gate (Equation 27). This interpolation mechanism allows the model to determine the extent to which the new candidate state should replace the previous state at each time step, facilitating the retention of relevant information while updating the hidden

representation.

$$h_t = (1 - z_t * h_{t-1}) + z_t * h'_t \quad (27)$$

*A.1.3 Transformers.* The transformer model, originally designed for sequence-to-sequence tasks like machine translation and text summarization in NLP, has emerged as powerful models in cheminformatics tasks. The transformer model introduced by Vaswani et al. revolutionized sequence processing by leveraging attention mechanisms, paving the way for parallel computation of input sequences. Unlike RNNs, which are inherently sequential, transformers enabled simultaneous processing, leading to notable reductions in computation time and the ability to handle longer sequences, capturing more extensive dependencies. The attention mechanism is fundamental to this architecture, relying on three linear transformations known as query (Q), key (K), and value (V) vectors, each with a length of  $d_k$ . These vectors undergo dot product computations, facilitating attention calculations for every input sequence. For example, given a sequence of input vectors  $X = (x_1, x_2, \dots, x_n)$ , the self-attention mechanism computes new representations  $Z = (z_1, z_2, \dots, z_n)$ . The attention mechanism is as shown in Equation 28. Transformers use a self-attention mechanism to analyze input data in parallel, making them particularly useful for sequential and structured data[103]. They use multiple attention heads[126], which allows the model to focus on different portions of the input data at the same time as shown in Equation 29. This improves the model’s ability to capture diverse patterns and relationships between different parts of a molecule, enabling more accurate property prediction.

$$Attention(Q, K, V) = softmax\left(\frac{QK^T}{\sqrt{d_k}}\right) \cdot V \quad (28)$$

$$MultiHead(Q, K, V) = Concat(head_1, head_2, \dots, head_n) \cdot W_O \quad (29)$$

Here Q, K, and V are the input matrices, each representing query, key, and value,  $d_k$  is the dimension of the key vector,  $head_i = Attention(QW_{Q_i}, KW_{K_i}, VW_{V_i})$  is the  $i^{th}$  attention head and  $W_O$  is the output linear transformation. The transformer model integrates layer normalization for stable computations and a feed-forward neural network to introduce non-linearity, alongside the attention mechanism. Tokenized sequences are processed by the encoder unit, which focuses on token relationships using self-attention, while the decoder unit generates predictions based solely on previous tokens. This architectural design not only reduces computational costs and captures longer dependencies but also forms the basis for pre-training and fine-tuning strategies. Overall, transformers represent a promising direction for MPP, offering state-of-the-art performance, scalability, and flexibility in modeling diverse molecular structures and properties. For transformer based studies please refer section 3. As research in this area continues to advance, further developments in transformer-based approaches are expected to drive significant progress in MPP.