



Enhancing Natural Language Inference Performance with Knowledge Graph for COVID-19 Automated Fact-Checking in Indonesian Language

Arief Purnama Muharram^{1,*} & Ayu Purwarianti^{1,2}

¹School of Electrical Engineering and Informatics, Institut Teknologi Bandung,
Jalan Ganesa No. 10, Bandung 40132, Indonesia

²Center for Artificial Intelligence (U-COE AI-VLB), Institut Teknologi Bandung,
Jalan Ganesa No. 10 Bandung 40132, Indonesia

*Email: 23521013@std.stei.itb.ac.id / ariefpurnamamuharram@gmail.com

Abstract. Automated fact-checking is a key strategy to overcome the spread of COVID-19 misinformation on the internet. These systems typically leverage deep learning approaches through Natural Language Inference (NLI) to verify the truthfulness of information based on supporting evidence. However, one challenge that arises in deep learning is performance stagnation due to a lack of knowledge during training. This study proposes using a Knowledge Graph (KG) as external knowledge to enhance NLI performance for automated COVID-19 fact-checking in the Indonesian language. The proposed model architecture comprises three modules: a fact module, an NLI module, and a classifier module. The fact module processes information from the KG, while the NLI module handles semantic relationships between the given premise and hypothesis. The representation vectors from both modules are concatenated and fed into the classifier module to produce the final result. The model was trained using the generated Indonesian COVID-19 fact-checking dataset and the COVID-19 KG Bahasa Indonesia. Our study demonstrates that incorporating KGs can significantly improve NLI performance in fact-checking, achieving a maximum accuracy of 0,8616. This suggests that KGs are a valuable component for enhancing NLI performance in automated fact-checking.

Keywords: *fact-checking; deep learning; natural language inference; knowledge graph; COVID-19.*

1 Introduction

COVID-19, also known as Coronavirus Disease 2019, is an acute inflammatory disease caused by SARS-CoV-2 that affects the human respiratory system. The signs and symptoms of COVID-19 include cough, fever, and shortness of breath. COVID-19 was first announced in late 2019 and has since become a worldwide pandemic. At that time, COVID-19 became the main global health concern due to its high contagiousness and the mortality rate it caused, with efforts to find a treatment still in progress. Therefore, every country was forced to formulate an

effective strategy to overcome the pandemic [1]. One of the strategies at the public health level was to ensure that people received accurate information. In such conditions, accurate information can help people understand the current situation, and therefore, proper action can be taken [2].

With the advancement of the internet, people now tend to seek information, including health-related information, online [3]. Online news portals and social media have become popular places for seeking such information [4]. These trends have brought advantages for people in finding reliable information faster. Furthermore, a study by Manika et al. revealed that exposure to reliable online health information has given positive impacts to the health-related behavior changes [5]. This affirms the positive advantages of seeking health information online. However, despite their advantages, these information-seeking behavior trends have also made people vulnerable to receiving misinformation [6].

Misinformation is simply defined as information that contradicts the facts [7]. Another definition of misinformation refers to information that is "explicitly false" compared to what has been determined or believed by expert consensus [8]. Misinformation cannot be neglected, as it can cause serious consequences, especially in the context of public health [2], [5], [8]. Misinformation can create distrust among people towards public health efforts, leading to failures in combating certain public health-related problems [2]. For example, misinformation about the COVID-19 vaccine has built negative sentiments in the public towards the vaccine [9], leading to lower adoption among the population. The widespread dissemination of misinformation through the internet can be explained by the abundance of unvalidated information spread through online channels, such as social media and news portals [6]. Therefore, attention must be given to overcoming this issue. One of the solutions is verifying the truthfulness of information through a process known as fact-checking [10], [11].

Fact-checking is a journalistic process to verify the truthfulness of information [12]. At the beginning, fact-checking is a human labor- and time-intensive process [12] involving collecting supporting evidence and verifying the truthfulness of information according to the collected and supported evidence [11]. However, with the abundance of user-generated content on the internet, it is almost impossible to do it manually [11], [13]. Thanks to the advancement of artificial intelligence and natural language processing, the fact-checking process paradigm has shifted towards automated fact-checking systems [11].

An automated fact-checking system leverages the power of deep learning [11], usually involving Natural Language Inference (NLI) [11], [14], [15] using existing Pre-trained Language Models (PLMs), to verify the truthfulness of information based on collected supporting evidence. NLI can be simply defined

as a task of determining the relationship between a premise sentence and a hypothesis sentence [16], [17], [18], where, in the context of fact-checking, the hypothesis is the information being verified (claim) and the premise is the supporting evidence. The resulting relationships can be entailment (fact), contradiction (misinformation), or neutral (cannot be determined) (Table 1).

Table 1. Example of NLI

Premise	Hypothesis	Label
Countries are advised to administer a third shot of the Sinopharm COVID-19 vaccine to protect seniors.	In an effort to protect people aged 60 years and over, a third dose of the Sinopharm vaccine is recommended.	Entailment
The PCR test process for detecting the virus involves duplicating the genetic RNA in the body.	The PCR test step to detect the virus does not involve the amplification of RNA genetic material.	Contradiction
Pregnant women who contract COVID-19 are at high risk of giving birth to stillborn or premature babies.	The risk of complications in babies increases if pregnant women are infected with COVID-19.	Neutral

The use of NLI for fact-checking has provided advantages of better results compared to the traditional approach due to its ability to perform complex computations without relying on hand-crafted features [11]. Meanwhile, the use of existing PLMs through the fine-tuning process offers the advantage of using pre-trained representations, thereby eliminating the need to train from scratch [19], [20]. However, despite its superiority, one challenge that arises with the use of such deep learning models for fact-checking is performance stagnancy. This stagnation can possibly be explained by a lack of certain knowledge during the training phase [21]. This knowledge is important in terms of fact-checking, as the truthfulness of information often relies on the current knowledge, which is anchored to the time when the knowledge was created [22]. To overcome this issue, there is research interest in injecting external knowledge into the model to enhance its performance using Knowledge Graph (KG) [23], [24].

KG is a directed graph that represents real-world knowledge [25]. The structure of a KG consists of nodes and edges, where nodes represent real-world objects (such as viruses or symptoms) and edges represent the real-world relationships between them (Figure 1). Information in a KG is often represented as triplets (*node-edge-node*) [26]. A KG can be an alternative for storing real-world knowledge or information. Among types of KG, domain-specific KGs are smaller

in size but more reliable for domain-specific purposes (such as fact-checking) [25]. The COVID-19 KG Bahasa Indonesia is an example of a domain-specific KG that contains information about COVID-19 represented using semantics in the Indonesian language [27].

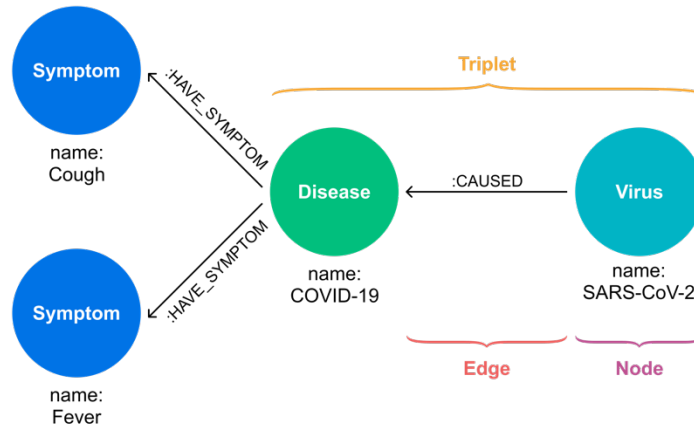


Figure 1. Structure of a KG

Given the potential of KGs to store real-world knowledge, this study proposed using a KG to enhance NLI performance for automated COVID-19 fact-checking in the Indonesian language. The role of the KG was to serve as external knowledge during the training and inference phases of the model. We selected the Indonesian language as our case study because it is considered a low-resource language [28] used by around 270 million people; thus, this study aims to fill this gap. The key contributions of this study are summarized as follows:

1. We created an Indonesian Language COVID-19 fact-checking dataset comprises of 18.750 paired premise-hypothesis sentence divided into 3 labels (entailment, contradiction, neutral).
2. We proposed a model architecture that can employ NLI and KG for fact-checking.
3. We conducted extensive experiments with monolingual and multilingual pre-trained language models to evaluate our proposed deep learning architecture across various language models.

The paper is structured as follows: 1) Relevant Works: We describe works that are relevant to our study; 2) Methodology: We outline our proposed model architecture, dataset generation, and experimental procedures; 3) Results and Discussion: We present and discuss the experimental results; and 4) Conclusion: We summarize the findings of our study.

2 Relevant Works

Injecting external knowledge into a model through KGs is still a fascinating open research question. Many researchers are conducting studies to find the optimal method (both in terms of performance and resulting complexity) to inject external knowledge into a model. To simplify, Yang et al. further categorize these methods into six categories: feature-fused, embedding-combined, knowledge-supervised, data-structure unified, retrieval-based, and rule-guided [24]. Among these, data-structure unified, embedding-combined, and retrieval-based methods gain our interest.

One challenge in injecting knowledge from KGs arises from the nature of KGs, which are represented as graphs. Therefore, the main idea behind a data-structure unified method is to transform and unify the input format into a defined, standardized structure. This unified data structure can then be used for downstream tasks [24]. K-BERT [29] is a well-known architecture that employs this method. The advantage of this approach is that it standardizes the input format. However, the drawback is the increased complexity of input processing, which can lead to reduced performance if not properly handled.

While data-structure unified methods standardize inputs into a new data structure, they have the drawback of increasing input complexity. In contrast, embedding-combined methods take advantage of embedding representations. The idea behind this approach is to encode the input from the KG through a representation learning module and then fuse the resulting representations with the token representations from the main input. This fused representation can then be used for downstream tasks [24]. KnowBERT [30] is known to use this method, which allows models to gain knowledge through the provided representation embeddings.

Another method of injecting knowledge is the retrieval-based method. This approach involves retrieving, selecting, and encoding the most relevant knowledge from extensive KG sources. The advantages of this method lie in its interpretability and practical application of knowledge [24]. KT-NET is one example of this method in use [31].

3 Methodology

3.1 Model Architecture

We approached the integration of knowledge from KG into models from a different perspective. In this study, we proposed a model architecture that leverages the strengths of both embedding-based and retrieval-based methods.

From the embedding-based method, we adopted the key concept of using fused embedding representations as input for downstream tasks. Meanwhile, from the retrieval-based method, we incorporated the concept of retrieving and selecting as much relevant information from the KG as possible, enabling the model to access extensive knowledge. Our approach allowed for straightforward knowledge integration while maintaining the simplicity of the model architecture. Figure 2 illustrates our proposed model architecture.

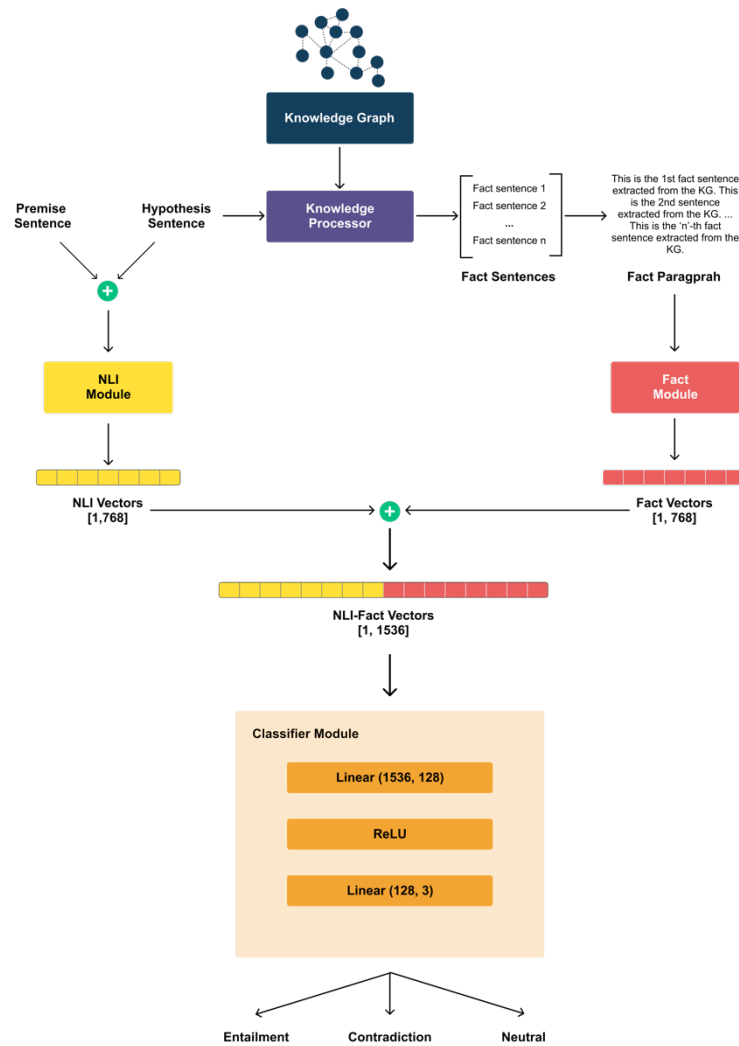


Figure 2. Our proposed model architecture

Our proposed model architecture consists of three modules: the NLI module, the fact module, and the classifier module. The NLI module is responsible for processing the semantic relationship between the given premise and hypothesis sentence, while the fact module handles the information from the fact paragraph. The resulting representation vectors from both modules are then fused (concatenated) into a single vector, which serves as the input for the classifier module. The classifier module then produces the final output (entailment, contradiction, or neutral). Both the NLI and fact modules are essentially PLMs, while the classifier module is a multi-layer perceptron network.

We define a "fact paragraph" as a collection of "fact sentences" combined to form a single paragraph. Each "fact sentence" is derived from a triplet retrieved from a KG, represented as $\{e^s, r, e^t\}$, where e^s and e^t represent the source and target entities (nodes), respectively, and r represents the relationship between them. These elements are combined to form a single sentence. For example, given the triplet {"COVID-19", "HAVE_SYMPTOM", "cough"}, the fact sentence would be "COVID-19 have symptom cough." Figure 3 illustrates this straightforward process.

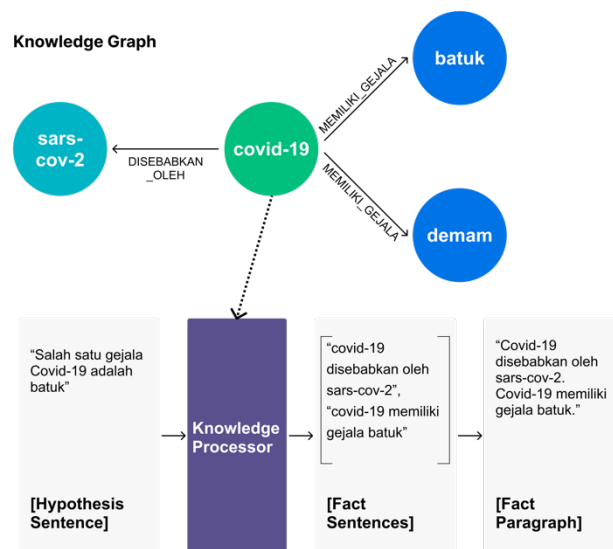


Figure 3. Fact sentences and fact paragraph processing workflow

To generate a fact sentence from the retrieved triplet, we used a word-matching retrieval mechanism approach. This mechanism is implemented in the knowledge processor part of the model. Given a knowledge graph (KG) as the source of

external knowledge and a hypothesis sentence as the input query to retrieve the relevant triplet, the mechanism steps are as follows (Figure 3, Table 2):

1. The input sentence is split into words using a certain delimiter (in this case, white space). Words considered as stop words are removed. The stop words list used in this study was for the Indonesian language [32].
2. Each resulting word is then used as a query to find matched entities e^s in the KG.
3. Each matched entity e^s is then used to find the corresponding entity e^t and its relationship r , forming a triplet $\{e^s, r, e^t\}$.
4. Each retrieved triplet is then joined together to form a fact sentence.
5. Lastly, each formed fact sentence is joined together to form a fact paragraph.

Table 2. Data at each step of fact sentence and fact paragraph generation

Step	Data
Input	<i>“Salah satu gejala Covid-19 adalah batuk”</i>
1-2	<i>(“salah”, “satu”, “gejala”, “covid-19”, “batuk”)</i>
3	<i>[(“covid-19”, “DISEBABKAN_OLEH”, “sars-cov-2”), (“covid-19”, “MEMILIKI_GEJALA”, “batuk”)]</i>
4	<i>[“covid-19 disebabkan oleh sars-cov-2”, “covid-19 memiliki gejala batuk”]</i>
5	<i>“covid-19 disebabkan oleh sars-cov-2. Covid-19 memiliki gejala batuk.”</i>

3.2 Dataset Generation

A dataset is needed to train and evaluate the model. In this case, we require a COVID-19 fact-checking dataset in the Indonesian language. To the best of our knowledge, there are currently no COVID-19 fact-checking or general fact-checking datasets available in Indonesian. Therefore, in this study, we generated our own fact-checking dataset with the help of ChatGPT. Specifically, we used ChatGPT 3.5 Turbo to create our synthetic dataset. ChatGPT has been proven in many studies to be capable of generating high-quality synthetic datasets for various downstream tasks at a lower cost [33], [34], [35]. Moreover, using generative large language models (LLMs) such as ChatGPT to generate synthetic datasets offers several advantages. It results in diverse and rich contextual datasets, which can lead to improved model performance [36]. Figure 4 illustrates our dataset generation workflow in detail.

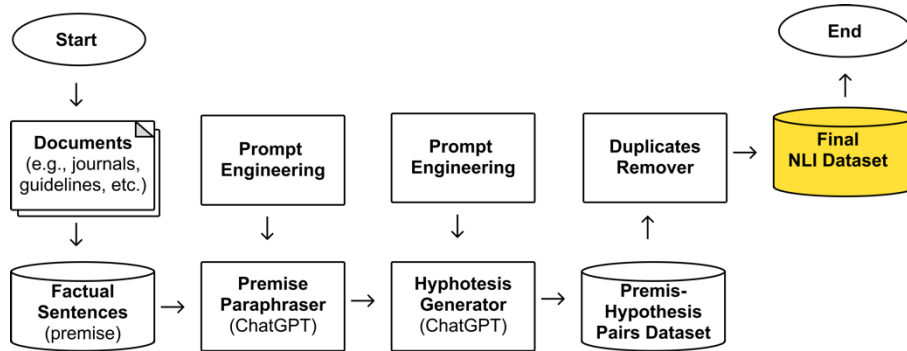


Figure 4. Dataset generation workflow

The process began by collecting factual sentences related to COVID-19 in the Indonesian language. These sentences were gathered from credible sources, such as journals, books, national (expert) consensus documents, and official government websites. These factual sentences served as the premises in the dataset. The sentences then underwent a paraphrasing process. During this stage, each premise was duplicated multiple n times and paraphrased to increase both the number and variation of premise sentences. Afterward, the premise sentences were processed by the hypothesis generator, where pairs of hypothesis sentences were generated. For each premise, multiple hypothesis sentences were generated, each labeled as entailment, contradiction, or neutral. Both the premise paraphraser and hypothesis generator processes used a zero-shot prompting technique. Table 3 describes the prompts used to generate the dataset. Finally, any possible duplicates were removed to ensure the uniqueness of the dataset.

Table 3. Prompts used in the dataset generation workflow

Task	Prompt
Generate sentence pairs labeled as "entailment."	<i>Buatkan daftar (1,2,3,...) {n} kalimat yang berhubungan dengan pernyataan "{s}" tidak lebih dari {l} kata berbahasa Indonesia menggunakan EYD! Kalimat tidak mengandung unsur organisasi, politik, nama tokoh, dan SARA!</i>
Generate sentence pairs labeled as "neutral."	<i>Buatkan daftar (1,2,3,...) {n} kalimat yang netral (tidak berhubungan) dengan pernyataan "{s}" tidak lebih dari {l} kata berbahasa Indonesia menggunakan EYD! Kalimat tidak mengandung unsur organisasi, politik, nama tokoh, dan SARA!</i>

Task	Prompt
Generate sentence pairs labeled as "contradiction."	<i>Buatkan daftar (1,2,3,...) {n} kalimat yang bertentangan dengan pernyataan "{s}" tidak lebih dari {l} kata berbahasa Indonesia menggunakan EYD! Kalimat tidak mengandung unsur organisasi, politik, nama tokoh, dan SARA!</i>
Paraphrase a sentence.	<i>Parafrase menjadi kalimat berita untuk awam maksimal {l} kata yang tidak boleh sama persis ataupun sebagian dengan hasil parafrase sebelumnya.: "{s}"</i>

{s}: Input sentence; {n}: Number of generated sentences; {l}: Maximum length of the sentence.

To ensure the quality of the generated dataset, an evaluation focused on correctness was conducted. The primary goal was to verify that the generated sentence pairs matched the given labels. This evaluation was performed manually by two independent evaluators.

3.3 Experiment Design

The key focus of this study was the PLM, where the NLI and fact modules were replaced by the selected PLM. The experiment was designed to identify the PLM that resulted in the best performance compared to the baseline. The baseline referred to a model that did not use knowledge from a KG and was defined as a PLM directly connected to the classifier module. The PLMs evaluated included indolem/indobert [37] and indobenchmark/indobert (p1 and p2) [38] as monolingual models, as well as mBERT [39] and XLM-RoBERTa [40] as multilingual models. All PLMs included in this study were of the case-insensitive (uncased) type and based on the transformer base architecture. Meanwhile, the KG used in this study was COVID-19 KG Bahasa Indonesia [27].

The experiments were divided into two phases. The first phase aimed to train the model and identify the best hyperparameter configuration, while the second phase focused on testing the model. During the first phase, the model was trained using the training dataset, and validation was conducted using the validation dataset. In the second phase, testing was performed using the testing dataset. The models were trained with a learning rate of $2e-5$, a batch size of 16, and 16 epochs, employing an early stopping strategy with a patience of 5. The loss function used was cross-entropy loss, and the optimizer was Adam. Training was conducted on an Intel[®] Xeon[®] Silver 4208 processor and an Nvidia Quadro RTX 5000 GPU with 16 GB of RAM. The evaluation metrics included precision, recall, accuracy, and F1-score. The Wilcoxon Signed-Rank test was used to assess the statistical significance of the resulting accuracy.

4 Result and Discussion

4.1 Generated Dataset

From our dataset generation workflow, we created 18,750 premise-hypothesis sentence pairs, with each label (entailment, contradiction, neutral) having 6,250 sentence pairs. The dataset was then divided into training and testing datasets with a ratio of 80:20. The training set was further divided into training and validation datasets with a ratio of 80:20. Table 4 shows examples of the generated dataset. Evaluation of correctness was conducted on 100 randomly selected samples. The first evaluator gave a score of 90%, while the second evaluator gave a score of 87%. This resulted in an overall correctness score of 88,5%, indicating that the dataset is of good quality and suitable for this study.

Table 4. Examples of the generated dataset

Sentence Pair	Label
Premise: <i>Protein RBD pada Spike Covid-19 berperan berinteraksi dengan sel tubuh secara langsung.</i> Hypothesis: <i>Fungsi RBD dalam Spike Covid- 19 adalah berhubungan langsung dengan sel tubuh.</i>	Entailment
Premise: <i>Obat Remdesivir melalui infus disetujui untuk mengobati COVID-19 pada orang dewasa dan anak- anak.</i> Hypothesis: <i>Obat Remdesivir yang diberikan melalui infus tidak direkomendasikan untuk mengobati COVID-19 orang dewasa dan anak-anak.</i>	Contradiction
Premise: <i>COVID-19 dapat menyebabkan peradangan yang meningkatkan kemungkinan terjadinya pembekuan darah.</i> Hypothesis: <i>Pencegahan penyebaran COVID-19 melibatkan mencuci tangan, menggunakan masker, dan menjaga jarak.</i>	Neutral

4.2 Model Evaluation

Table 4 shows the results of the first phase experiment (the training phase). Although the model was run for 16 epochs, the experiments indicated that the model achieved the best results within the first 5 epochs. Most of the model’s best results were obtained after just 2 training epochs. Among the models, the one using XLM-RoBERTa [40] required the longest training time, reaching its best performance at 5 epochs. This can possibly be explained by the fact that XLM-RoBERTa [40] had the largest number of parameters compared to the other models. From this, one can infer that an early stopping strategy can be used for an effective and efficient training process, reducing the need for longer epochs,

which typically offer only marginal improvements and thus minimize the computer resources required.

Table 4. Results of the first phase experiment (training). Only the best results are shown in this table.

Model Architecture	Epoch	Loss	Precision	Recall	Accuracy	F1
indolem/indobert [37]						
Baseline	3	0,3925	0,8573	0,8538	0,8553	0,8530
Proposed	2	0,3728	0,8610	0,8547	0,8557	0,8544
indobenchmark/indobert p1 [38]						
Baseline	2	0,4349	0,8322	0,8307	0,8320	0,8310
Proposed	2	0,4370	0,8486	0,8328	0,8330	0,8335
indobenchmark/indobert p2 [38]						
Baseline	2	0,4462	0,8243	0,8237	0,8253	0,8239
Proposed	2	0,4294	0,8405	0,8275	0,8277	0,8287
mBERT [39]						
Baseline	2	0,4369	0,8254	0,8167	0,8170	0,8180
Proposed	2	0,4324	0,8306	0,8297	0,8313	0,8296
XLM-RoBERTa [40]						
Baseline	5	0,4196	0,8466	0,8460	0,8480	0,8460
Proposed	5	0,3907	0,8609	0,8551	0,8560	0,8552

According to Table 4, it is evident that our proposed model architecture consistently yielded the best results across all evaluation metrics used compared to its baseline. This indicates that the use of a KG added valuable information to the model, enhancing its performance. The best performance was achieved by using XLM-RoBERTa [40] as the PLM, with an accuracy of 0,8560. Meanwhile, the lowest performance was exhibited by using indobenchmark/indobert p2 [38] as the PLM, with an accuracy of 0,8277.

To evaluate real-world performance, the best models for both the baseline and proposed approaches, as determined from the first phase experiment, were tested using the test dataset. Table 5 shows the results of the second phase experiment (testing). From the table, it can be observed that our proposed model architecture consistently outperformed its baseline. Moreover, the use of the XLM-RoBERTa [40] PLM yielded the best result, with an accuracy of up to 0,8616. Compared to the baseline, the improvement resulted was 1,65%. In contrast, the model that used mBERT [39] as the PLM yielded the lowest result, with an accuracy as low as 0,8277. The Wilcoxon Signed-Rank Test further strengthened the significance of the XLM-RoBERTa's performance, with a p -value $< 0,05$.

Table 5. Results of the second phase experiment (testing)

Model Architecture	Precision	Recall	Accuracy	F1	<i>p</i> -value
indolem/indobert [37]					
Baseline	0,8576	0,8548	0,8555	0,8539	0,432
Proposed	0,8642	0,8590	0,8592	0,8588	
indobenchmark/indobert p1 [38]					
Baseline	0,8341	0,8330	0,8336	0,8334	0,31
Proposed	0,8512	0,8396	0,8395	0,8404	
indobenchmark/indobert p2 [38]					
Baseline	0,8363	0,8360	0,8368	0,8358	0,833
Proposed	0,8502	0,8373	0,8371	0,8390	
mBERT [39]					
Baseline	0,8331	0,8249	0,8248	0,8263	0,77
Proposed	0,8271	0,8270	0,8277	0,8268	
XLM-RoBERTa [40]					
Baseline	0,8443	0,8441	0,8451	0,8436	0,01*
Proposed	0,8654	0,8614	0,8616	0,8615	

**p*-value < 0,05, statistically significant

Table 7 shows the number of true predictions across the PLMs used. From the table, it can be inferred that, except for the use of mBERT, the use of a KG in our proposed model increased the number of entailment class predictions. This can be explained by the fact that the KG added valuable information to the model, which led to an increase in true entailment class predictions. However, despite its improvement, this came with a tradeoff, as the number of contradiction and neutral class predictions decreased.

Table 7. Number of true predictions across PLMs used

PLM	Baseline			Experimental		
	E	C	N	E	C	N
indolem/indobert [37]	1038	1211	959	1087	1172	963
indobenchmark/indobert p1 [38]	971	1136	1019	1096	1103	949
indobenchmark/indobert p2 [38]	933	1148	1057	1089	1068	982
mBERT [39]	1038	1059	996	953	1145	1006
XLM-RoBERTa [40]	932	1183	1054	1082	1165	984

E: Entailment; C: Contradiction; N: Neutral

4.3 Error Analysis

Error analysis was performed to understand where the model still fell short. In this case, error analysis was performed on the XLM-RoBERTa, the best PLM used in our proposed model. Table 8 shows examples of the test dataset that were predicted correctly, while Table 9 shows examples of the test dataset that were predicted incorrectly. From the tables, it can be observed that the model attempted to return the most relevant fact paragraph information given the hypothesis sentence. The relevant keywords are marked with underscores. This provided additional information for the model to make better predictions.

However, despite these improvements, one struggle identified was the need for a better algorithm to return the relevant information for the given hypothesis sentence. Our word-matching level mechanism relied heavily on word-to-word matching and did not consider the surrounding context. This resulted in non-relevant fact paragraphs being returned. Furthermore, another struggle arose when the information was not available in the KG, resulting in empty returned fact paragraphs. Therefore, further research is needed to improve the information retrieval algorithm and the completeness of the KG for fact-checking purposes.

Table 8. Examples of the test dataset were predicted correctly

Data	Pred	Label
<p>Premise: <i>Penelitian terbaru menemukan bahwa COVID-19 dapat terus menular melalui udara selama 3 jam.</i></p> <p>Hypothesis: <i>Penelitian terbaru menunjukkan bahwa <u>COVID-19</u> dapat menular melalui tetesan udara selama 3 jam.</i></p> <p>Fact paragraph: <i>COVID-19 terdiri atas terkonfirmasi. <u>COVID-19 ditularkan melalui droplet udara.</u></i></p>	E	E
<p>Premise: <i>Infeksi virus saat hamil dapat meningkatkan risiko keguguran, kelahiran prematur, dan lahir mati.</i></p> <p>Hypothesis: <i>Konsultasikan dengan dokter untuk mengatasi risiko infeksi virus selama kehamilan.</i></p> <p>Fact paragraph: <i>COVID-19 terdiri atas reinfeksi. Severe Acute Respiratory Syndrome Coronavirus-2 (SARS-CoV-2) terdiri atas BA.5.</i></p>	N	N
<p>Premise: <i>Varian omikron SARS-CoV-2 menurunkan efektivitas casirivimab dan imdevimab, berdasarkan bukti baru yang ditemukan.</i></p> <p>Hypothesis: <i>Varian omikron <u>SARS-CoV-2</u> tidak berdampak pada efektivitas casirivimab dan imdevimab.</i></p> <p>Fact paragraph: <i>Severe Acute Respiratory Syndrome Coronavirus-2 (<u>sars-cov-2</u>) terdiri atas omicron.</i></p>	C	C

Table 9. Examples of the test dataset were predicted incorrectly

Data	Pred	Label
<p>Premise: Ilmuwan berhasil menemukan virus SARS-CoV-2 dalam sampel jantung pasien yang terinfeksi.</p> <p>Hypothesis: Virus SARS-CoV-2 berhasil diisolasi dari sampel jantung pasien yang terinfeksi.</p> <p>Fact paragraph: Severe Acute Respiratory Syndrome Coronavirus-2 (SARS-CoV-2) terdiri atas delta. Severe Acute Respiratory Syndrome Coronavirus-2 (SARS-CoV-2) terdiri atas delta. COVID-19 memiliki komplikasi tamponade jantung.</p>	C	E
<p>Premise: Pasien tanpa gejala COVID-19 tidak mengalami perubahan yang signifikan pada sel darah dan peradangan.</p> <p>Hypothesis: Pasien COVID-19 tanpa gejala tidak mengalami perubahan yang signifikan pada tingkat peradangan.</p> <p>Fact paragraph: COVID-19 memiliki komplikasi anemia hemolitik autoimun.</p>	E	N
<p>Premise: WHO mengklasifikasikan varian delta pada 11 Mei 2021 sebagai varian yang perlu diwaspadai.</p> <p>Hypothesis: Pada 11 Mei 2021, kabar tentang varian delta masih dalam perkiraan dan belum terkonfirmasi.</p> <p>Fact paragraph: Severe Acute Respiratory Syndrome Coronavirus-2 (SARS-CoV-2) terdiri atas delta. RT-PCR hasil positif terkonfirmasi.</p>	N	C
<p>Premise: Penelitian menyarankan agar bronkoskopi tidak digunakan pada pasien COVID-19 karena risiko penyebaran melalui udara.</p> <p>Hypothesis: Beberapa studi menyarankan bronkoskopi tetap dapat dilakukan dengan langkah-langkah pencegahan yang tepat.</p> <p>Fact paragraph: -</p>	N	C

E: Entailment; N: Neutral; C: Contradiction

5 Conclusion

In this study, we proposed the use of KG to enhance NLI performance for automated COVID-19 fact-checking in the Indonesian language. In our proposed model, we processed the semantic relationships between premise and hypothesis sentences and information from the KG in separate modules and used the concatenated representation vectors from both modules as input to the classifier. This approach allowed the model to integrate information from both semantic

relationship data and the KG while maintaining a simple model complexity. The best model was achieved with the use of XLM-RoBERTa PLM trained with a learning rate of $2e-5$ for 5 epochs using cross-entropy loss and the Adam optimizer. The accuracy was 0,8616, which was 1,65% higher compared to the baseline. Therefore, this study highlighted that KG can serve as a valuable component in an automated fact-checking system.

References

- [1] S. Baloch, M. A. Baloch, T. Zheng, and X. Pei, "The Coronavirus Disease 2019 (COVID-19) Pandemic," *Tohoku J Exp Med*, vol. 250, no. 4, pp. 271–278, 2020, doi: 10.1620/tjem.250.271.
- [2] T. G. L. A. van der Meer and Y. Jin, "Seeking Formula for Misinformation Treatment in Public Health Crises: The Effects of Corrective Information Type and Source," *Health Commun*, vol. 35, no. 5, pp. 560–575, Apr. 2020, doi: 10.1080/10410236.2019.1573295.
- [3] J. Vladika and F. Matthes, "Scientific Fact-Checking: A Survey of Resources and Approaches," May 2023.
- [4] M. Tejamaya *et al.*, "Risk Perception of COVID-19 in Indonesia During the First Stage of the Pandemic," *Front Public Health*, vol. 9, Oct. 2021, doi: 10.3389/fpubh.2021.731459.
- [5] D. Manika, S. Dickert, and L. L. Golden, "Check (it) yourself before you wreck yourself: The benefits of online health information exposure on risk perception and intentions to protect oneself," *Technol Forecast Soc Change*, vol. 173, p. 121098, Dec. 2021, doi: 10.1016/j.techfore.2021.121098.
- [6] B. Swire-Thompson and D. Lazer, "Public Health and Online Misinformation: Challenges and Recommendations," *Annu Rev Public Health*, vol. 41, no. 1, pp. 433–451, Apr. 2020, doi: 10.1146/annurev-publhealth-040119-094127.
- [7] S. Ahmed and M. E. Rasul, "Examining the association between social media fatigue, cognitive ability, narcissism and misinformation sharing: cross-national evidence from eight countries," *Sci Rep*, vol. 13, no. 1, p. 15416, Sep. 2023, doi: 10.1038/s41598-023-42614-z.
- [8] A. S. L. Tan, C. Lee, and J. Chae, "Exposure to Health (Mis)Information: Lagged Effects on Young Adults' Health Behaviors and Potential Pathways," *Journal of Communication*, vol. 65, no. 4, pp. 674–698, Aug. 2015, doi: 10.1111/jcom.12163.
- [9] E. Mohamad *et al.*, "Exposure to Misinformation, Risk Perception, and Confidence towards the Government as Factors Influencing Negative Attitudes towards COVID-19 Vaccination in Malaysia," *Int J Environ Res Public Health*, vol. 19, no. 22, p. 14623, Nov. 2022, doi: 10.3390/ijerph192214623.

- [10] J. Thorne and A. Vlachos, “Automated Fact Checking: Task Formulations, Methods and Future Directions,” in *Proceedings of the 27th International Conference on Computational Linguistics*, E. M. Bender, L. Derczynski, and P. Isabelle, Eds., Santa Fe, New Mexico, USA: Association for Computational Linguistics, Aug. 2018, pp. 3346–3359. [Online]. Available: <https://aclanthology.org/C18-1283>
- [11] X. Zeng, A. S. Abumansour, and A. Zubiaga, “Automated fact-checking: A survey,” *Lang Linguist Compass*, vol. 15, no. 10, Oct. 2021, doi: 10.1111/lnc3.12438.
- [12] A. Vlachos and S. Riedel, “Fact Checking: Task definition and dataset construction,” in *Proceedings of the ACL 2014 Workshop on Language Technologies and Computational Social Science*, Stroudsburg, PA, USA: Association for Computational Linguistics, 2014, pp. 18–22. doi: 10.3115/v1/W14-2508.
- [13] Z. Guo, M. Schlichtkrull, and A. Vlachos, “A Survey on Automated Fact-Checking,” *Trans Assoc Comput Linguist*, vol. 10, pp. 178–206, Feb. 2022, doi: 10.1162/tacl_a_00454.
- [14] A. Sathe, S. Ather, T. M. Le, N. Perry, and J. Park, “Automated Fact-Checking of Claims from Wikipedia,” in *Proceedings of the Twelfth Language Resources and Evaluation Conference*, N. Calzolari, F. Béchet, P. Blache, K. Choukri, C. Cieri, T. Declerck, S. Goggi, H. Isahara, B. Maegaard, J. Mariani, H. Mazo, A. Moreno, J. Odijk, and S. Piperidis, Eds., Marseille, France: European Language Resources Association, May 2020, pp. 6874–6882. [Online]. Available: <https://aclanthology.org/2020.lrec-1.849>
- [15] P. G. A. T. Widiana, A. Purwarianti, and F. Z. Ruskanda, “Developing COVID-19 Information validation system Using Natural language inference,” in *2022 9th International Conference on Advanced Informatics: Concepts, Theory and Applications (ICAICTA)*, IEEE, Sep. 2022, pp. 1–6. doi: 10.1109/ICAICTA56449.2022.9932931.
- [16] S. R. Bowman, G. Angeli, C. Potts, and C. D. Manning, “A large annotated corpus for learning natural language inference,” in *Proceedings of the 2015 Conference on Empirical Methods in Natural Language Processing*, Stroudsburg, PA, USA: Association for Computational Linguistics, 2015, pp. 632–642. doi: 10.18653/v1/D15-1075.
- [17] A.-L. Kalouli, A. Buis, L. Real, M. Palmer, and V. de Paiva, “Explaining Simple Natural Language Inference,” in *Proceedings of the 13th Linguistic Annotation Workshop*, Stroudsburg, PA, USA: Association for Computational Linguistics, 2019, pp. 132–143. doi: 10.18653/v1/W19-4016.
- [18] B. MacCartney and C. D. Manning, “An extended model of natural logic,” in *Proceedings of the Eight International Conference on Computational Semantics*, H. Bunt, Ed., Tilburg, The Netherlands: Association for

- Computational Linguistics, Jan. 2009, pp. 140–156. [Online]. Available: <https://aclanthology.org/W09-3714>
- [19] K. S. Kalyan, A. Rajasekharan, and S. Sangeetha, “AMMU: A survey of transformer-based biomedical pretrained language models,” *J Biomed Inform*, vol. 126, p. 103982, Feb. 2022, doi: 10.1016/j.jbi.2021.103982.
- [20] X. Qiu, T. Sun, Y. Xu, Y. Shao, N. Dai, and X. Huang, “Pre-trained models for natural language processing: A survey,” *Sci China Technol Sci*, vol. 63, no. 10, pp. 1872–1897, Oct. 2020, doi: 10.1007/s11431-020-1647-3.
- [21] L. Hu, Z. Liu, Z. Zhao, L. Hou, L. Nie, and J. Li, “A Survey of Knowledge Enhanced Pre-Trained Language Models,” *IEEE Trans Knowl Data Eng*, vol. 36, no. 4, pp. 1413–1430, Apr. 2024, doi: 10.1109/TKDE.2023.3310002.
- [22] Z. Wang, L. Li, and D. Zeng, “Knowledge-Enhanced Natural Language Inference Based on Knowledge Graphs,” in *Proceedings of the 28th International Conference on Computational Linguistics*, Stroudsburg, PA, USA: International Committee on Computational Linguistics, 2020, pp. 6498–6508. doi: 10.18653/v1/2020.coling-main.571.
- [23] C. Chen and K. Shu, “Combating Misinformation in the Age of LLMs: Opportunities and Challenges,” Nov. 2023.
- [24] J. Yang, X. Hu, G. Xiao, and Y. Shen, “A Survey of Knowledge Enhanced Pre-trained Language Models,” *ACM Transactions on Asian and Low-Resource Language Information Processing*, Mar. 2024, doi: 10.1145/3631392.
- [25] A. Hogan *et al.*, “Knowledge Graphs,” *ACM Comput Surv*, vol. 54, no. 4, pp. 1–37, May 2022, doi: 10.1145/3447772.
- [26] C. Peng, F. Xia, M. Naseriparsa, and F. Osborne, “Knowledge Graphs: Opportunities and Challenges,” *Artif Intell Rev*, vol. 56, no. 11, pp. 13071–13102, Nov. 2023, doi: 10.1007/s10462-023-10465-9.
- [27] A. P. Muharram, F. H. Taufikulhakim, and A. Purwarianti, “Building a Simple COVID-19 Knowledge Graph in Bahasa Indonesia: A Preliminary Study,” in *2023 IEEE International Biomedical Instrumentation and Technology Conference (IBITeC)*, IEEE, Nov. 2023, pp. 159–164. doi: 10.1109/IBITeC59006.2023.10390908.
- [28] N. P. Intan Maharani, A. Purwarianti, and A. F. Aji, “Low-Resource Clickbait Spoiling for Indonesian via Question Answering,” in *2023 10th International Conference on Advanced Informatics: Concept, Theory and Application (ICAICTA)*, 2023, pp. 1–6. doi: 10.1109/ICAICTA59291.2023.10389952.
- [29] W. Liu *et al.*, “K-BERT: Enabling Language Representation with Knowledge Graph,” *Proceedings of the AAAI Conference on Artificial Intelligence*, vol. 34, no. 03, pp. 2901–2908, Apr. 2020, doi: 10.1609/aaai.v34i03.5681.

- [30] M. E. Peters *et al.*, “Knowledge Enhanced Contextual Word Representations,” in *Proceedings of the 2019 Conference on Empirical Methods in Natural Language Processing and the 9th International Joint Conference on Natural Language Processing (EMNLP-IJCNLP)*, Stroudsburg, PA, USA: Association for Computational Linguistics, 2019, pp. 43–54. doi: 10.18653/v1/D19-1005.
- [31] A. Yang *et al.*, “Enhancing Pre-Trained Language Representations with Rich Knowledge for Machine Reading Comprehension,” in *Proceedings of the 57th Annual Meeting of the Association for Computational Linguistics*, Stroudsburg, PA, USA: Association for Computational Linguistics, 2019, pp. 2346–2357. doi: 10.18653/v1/P19-1226.
- [32] F. Z. Tala, “A Study of Stemming Effects on Information Retrieval in Bahasa Indonesia,” 2003. [Online]. Available: <https://api.semanticscholar.org/CorpusID:15019738>
- [33] H. Dai *et al.*, “AugGPT: Leveraging ChatGPT for Text Data Augmentation,” Feb. 2023, [Online]. Available: <http://arxiv.org/abs/2302.13007>
- [34] Y. Fang, X. Li, S. W. Thomas, and X. Zhu, “ChatGPT as Data Augmentation for Compositional Generalization: A Case Study in Open Intent Detection,” Aug. 2023, [Online]. Available: <http://arxiv.org/abs/2308.13517>
- [35] R. Lingo, “Exploring the Potential of AI-Generated Synthetic Datasets: A Case Study on Telematics Data with ChatGPT,” Jun. 2023.
- [36] X. Guo and Y. Chen, “Generative AI for Synthetic Data Generation: Methods, Challenges and the Future,” Mar. 2024.
- [37] F. Koto, A. Rahimi, J. H. Lau, and T. Baldwin, “IndoLEM and IndoBERT: A Benchmark Dataset and Pre-trained Language Model for Indonesian NLP,” in *Proceedings of the 28th International Conference on Computational Linguistics*, Stroudsburg, PA, USA: International Committee on Computational Linguistics, 2020, pp. 757–770. doi: 10.18653/v1/2020.coling-main.66.
- [38] B. Wilie *et al.*, “IndoNLU: Benchmark and Resources for Evaluating Indonesian Natural Language Understanding,” in *Proceedings of the 1st Conference of the Asia-Pacific Chapter of the Association for Computational Linguistics and the 10th International Joint Conference on Natural Language Processing*, K.-F. Wong, K. Knight, and H. Wu, Eds., Suzhou, China: Association for Computational Linguistics, Dec. 2020, pp. 843–857. [Online]. Available: <https://aclanthology.org/2020.aacl-main.85>
- [39] J. Devlin, M.-W. Chang, K. Lee, and K. Toutanova, “BERT: Pre-training of Deep Bidirectional Transformers for Language Understanding,” in *Proceedings of the 2019 Conference of the North*, Stroudsburg, PA, USA:

- Association for Computational Linguistics, 2019, pp. 4171–4186. doi: 10.18653/v1/N19-1423.
- [40] A. Conneau *et al.*, “Unsupervised Cross-lingual Representation Learning at Scale,” in *Proceedings of the 58th Annual Meeting of the Association for Computational Linguistics*, Stroudsburg, PA, USA: Association for Computational Linguistics, 2020, pp. 8440–8451. doi: 10.18653/v1/2020.acl-main.747.

Acknowledgement

This study was the first author's master's thesis, completed under the second author's supervision. The authors thank Farhan Hilmi Taufikulkhakim, Khartika Mahardini, and Muhammad Taufik Suryono from the Faculty of Medicine, Universitas Indonesia, for their invaluable help in compiling COVID-19-related factual sentences for the dataset. The authors also appreciate Patrick Segara for refining the figures and extend special thanks to Harits Abdurrohman, Muhammad Anwari Leksono, and Nur Ahmadi for their invaluable discussions during the journal writing process. Lastly, the authors acknowledge the Informatics master's program at Institut Teknologi Bandung for providing their high-performance computing resources.

Author's Contributions

The first author contributed to the research ideas, study design, data collection, experiments, analysis, and manuscript drafting. The second author provided literature guidance, critically evaluated the study design, analysis, and manuscript quality, and also helped secure funding. Therefore, the authors declare equal contributions to the success of this study.

Source of Funding

This work was supported by the Thesis Research Grant for a Master's Degree from the National Competitive Research Program Fund, Ministry of Education, Culture, Research, and Technology, Republic of Indonesia, in 2022.

Data and Code Availability Statement

The data and code are available for further research. Researchers interested should contact the first author through the email (23521013@std.stei.itb.ac.id / ariefpurnamamuharram@gmail.com) for further discussion.