
ADAPTING PHYSICS-INFORMED NEURAL NETWORKS FOR BIFURCATION DETECTION IN ECOLOGICAL MIGRATION MODELS *

Lujie Yin

Affiliation: School of Mathematics and Statistics, Beijing Jiaotong University
Beijing
yinlujie520@gmail.com

Xing Lv

Affiliation: School of Mathematics and Statistics, Beijing Jiaotong University
Beijing
xlv@bjtu.edu.cn

ABSTRACT

In this study, we explore the application of Physics-Informed Neural Networks (PINNs) to the analysis of bifurcation phenomena in ecological migration models. By integrating the fundamental principles of diffusion-advection-reaction equations with deep learning techniques, we address the complexities of species migration dynamics, particularly focusing on the detection and analysis of Hopf bifurcations. Traditional numerical methods for solving partial differential equations (PDEs) often involve intricate calculations and extensive computational resources, which can be restrictive in high-dimensional problems. In contrast, PINNs offer a more flexible and efficient alternative, bypassing the need for grid discretization and allowing for mesh-free solutions. Our approach leverages the DeepXDE framework, which enhances the computational efficiency and applicability of PINNs in solving high-dimensional PDEs. We validate our results against conventional methods and demonstrate that PINNs not only provide accurate bifurcation predictions but also offer deeper insights into the underlying dynamics of diffusion processes. Despite these advantages, the study also identifies challenges such as the high computational costs and the sensitivity of PINN performance to network architecture and hyperparameter settings. Future work will focus on optimizing these algorithms and expanding their application to other complex systems involving bifurcations. The findings from this research have significant implications for the modeling and analysis of ecological systems, providing a powerful tool for predicting and understanding complex dynamical behaviors.

Keywords Physics-Informed Neural Networks (PINNs) · Hopf Bifurcation · Species Migration Dynamics · Deep learning · Diffusion-Advection-Reaction Equation · Complex Systems

1 Introduction

In the field of scientific research and engineering, the search for efficient and accurate methods to solve complex problems is a continuous pursuit. Physics-Informed Neural Networks (PINNs) have emerged as a powerful approach, gaining significant attention in recent years. PINNs integrate the capabilities of neural networks with the fundamental physical laws that govern systems. By embedding known physical equations into the training process, PINNs can accurately approximate solutions to a broad range of problems, even when data is scarce. This unique feature makes PINNs invaluable across various disciplines, including fluid dynamics, quantum mechanics, and materials science.

**Citation:* Lujie Yin and Xing Lv. Adapting Physics-Informed Neural Networks for Bifurcation Detection in Ecological Migration Models.

One particularly challenging area where PINNs show great potential is in the study of systems exhibiting bifurcation phenomena. Bifurcation occurs when minor changes in a system's parameters result in significant qualitative changes in its behavior. Understanding and predicting bifurcations are crucial for many applications, such as analyzing nonlinear dynamical systems, assessing the stability of engineering structures, and studying biological processes.

Traditional methods for analyzing bifurcation problems often rely on complex numerical techniques, which can be computationally intensive and hard to generalize. In contrast, PINNs offer a more flexible and efficient alternative. By incorporating physical laws and boundary conditions directly into the neural network architecture, PINNs can learn solutions from data while adhering to the underlying physics. This approach not only reduces computational costs but also provides a more intuitive understanding of the system's behavior.

Physics-informed neural networks (PINNs) have emerged as a powerful tool for solving a wide range of problems involving partial differential equations (PDEs). These neural networks encode the governing equations of the problem as part of the network architecture [1]. PINNs have been successfully applied to various domains, including solving elliptic problems through a deep domain decomposition method (DeepDDM) [2]. A significant development in PINNs is DeepXDE by Dr. Lu from Brown University. As a pioneer in the current PINNs trend, it is considered the first and "official" PINNs solver. DeepXDE integrates Residual-based Adaptive Refinement (RAR) to optimize residual point distribution during training and supports the definition of complex geometric regions via Constructive Solid Geometry (CSG) technology[3]. DeepDDM leverages deep neural networks to discretize subproblems divided by domain decomposition methods for efficient PDE solutions. In addition to traditional PDEs, PINNs have also been extended to solve interval and fuzzy partial differential equations, resulting in interval physics-informed neural networks (iPINNs) and fuzzy physics-informed neural networks (fPINNs) [4]. These network structures have shown promising results in obtaining bounded solutions for equations involving uncertain parameter fields. Furthermore, PINNs have been utilized to solve forward and inverse problems of time fractional diffusion equations with conformable derivatives, showcasing their versatility in tackling a wide range of problems [5]. PINNs have also been applied to control problems, such as in model predictive control for multi-link manipulators [6]. By incorporating control actions and initial conditions as additional network inputs, PINNs can approximate differential equations while considering control strategies. Moreover, PINNs have been employed in inverse problems in supersonic flows, where extended PINNs (XPINNs) with domain decomposition have been used to enhance the expressivity of the network in complex subdomains [7]. While PINNs have shown great potential in various applications, challenges remain, particularly in handling noisy measurements. For instance, in investigating molecular transport in the human brain from MRI data, standard formulations of PINNs face challenges with noisy measurements [8]. Addressing such challenges is crucial for the widespread application of PINNs in solving inverse problems efficiently. In conclusion, physics-informed neural networks have demonstrated significant advancements in solving a wide range of problems involving PDEs. From elliptic problems to interval and fuzzy equations, PINNs have shown promise in providing accurate solutions while incorporating domain knowledge. Future research efforts may focus on addressing challenges related to noisy measurements and further enhancing the capabilities of PINNs for solving complex bifurcation problems.

In this paper, we delve into the application of PINNs to solve bifurcation problems. We discuss the theoretical foundations of PINNs and their adaptation to handle bifurcation phenomena. Through numerical examples and case studies, we demonstrate the effectiveness of PINNs in predicting bifurcations and elucidating the complex dynamics of systems. We also address the challenges and limitations of PINNs and suggest future research directions to enhance their performance in solving bifurcation problems.

In conclusion, the synergy of PINNs and the study of bifurcation phenomena offers significant potential for advancing our understanding and control of complex systems. By harnessing the power of neural networks alongside physical laws, we can develop more precise and efficient methods for analyzing and predicting bifurcations, opening new avenues for insights and applications across various scientific and engineering domains.

2 Methods

2.1 Theoretical Framework

In this section, we provide an overview of the theoretical concepts that form the foundation of our research. These include diffusion models, bifurcation theory, and the center manifold theorem. Each of these concepts plays a critical role in understanding and analyzing the complex dynamical systems we study.

2.1.1 Diffusion Models

Diffusion models describe the movement of particles, species, or information through a medium over time. These models are typically governed by partial differential equations (PDEs), where diffusion is represented by a second-order

derivative term. The classical diffusion equation, also known as the heat equation, is given by:

$$\frac{\partial u(x, t)}{\partial t} = D \frac{\partial^2 u(x, t)}{\partial x^2}, \quad (1)$$

where $u(x, t)$ represents the quantity of interest (e.g., species density), D is the diffusion coefficient, x is the spatial variable, and t is the time variable.

In this research, we extend the classical diffusion model to incorporate additional complexities such as advection and reaction terms. The resulting reaction-diffusion-advection equation is expressed as:

$$\frac{\partial u(x, t)}{\partial t} = D \frac{\partial^2 u(x, t)}{\partial x^2} + v \frac{\partial u(x, t)}{\partial x} + f(u), \quad (2)$$

where v represents the advection velocity and $f(u)$ is a nonlinear reaction term that may include aspects such as growth and predation.

To account for the inherent stochasticity in real-world phenomena, we also consider stochastic diffusion models. A stochastic version of the diffusion equation can be represented as:

$$\frac{\partial u(x, t)}{\partial t} = D(x, t) \frac{\partial^2 u(x, t)}{\partial x^2} + \eta(x, t), \quad (3)$$

where $D(x, t)$ is a stochastic process representing the random variation in diffusion coefficients, and $\eta(x, t)$ is an external noise term that introduces additional stochastic effects into the system. These stochastic terms capture the variability and uncertainties in the physical system, reflecting factors such as environmental fluctuations, material heterogeneity, or measurement noise.

Log-Normal Distribution for Diffusion Coefficient

In this study, we model the diffusion coefficient $D(x, t)$ as a log-normally distributed random variable[9]. The choice of a log-normal distribution is motivated by its ability to model positive-valued, skewed data, which is common in many natural processes. Specifically, the log-normal distribution allows us to capture the potential for large variations in diffusion rates while maintaining a realistic lower bound (since $D(x, t) \geq 0$).

For the parameters of the log-normal distribution, we selected a mean of $\mu = -0.5$ and a standard deviation of $\sigma = 0.5$ in the logarithmic space. This choice reflects a scenario where the diffusion rates are generally low but exhibit significant variability. The mean value $\mu = -0.5$ ensures that the majority of diffusion rates are clustered around a lower central value, while the standard deviation $\sigma = 0.5$ introduces enough variability to capture the possibility of higher diffusion rates. These parameters were chosen based on the expected range and variability of diffusion rates in the system under study.

Figure 1 shows the histogram of diffusion rates modeled using this log-normal distribution. The x-axis represents the diffusion rate, while the y-axis indicates the corresponding probability density. This figure provides a visual representation of the variability in diffusion rates, highlighting the distribution's skewness and concentration around certain values. The distribution's long tail indicates the possibility of encountering relatively high diffusion rates, even though most values are clustered around a central peak. This characteristic is particularly relevant for systems where occasional rapid diffusion events may occur.

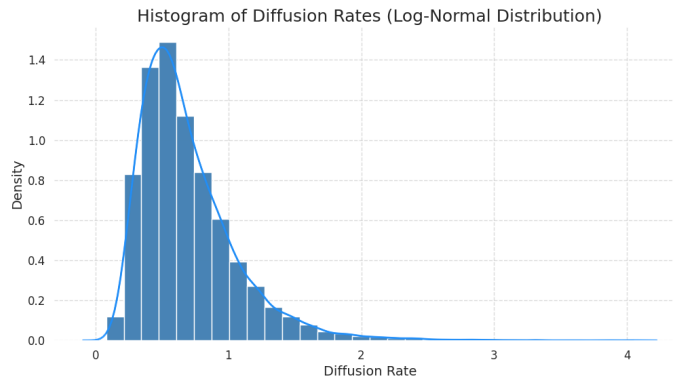


Figure 1: Histogram of Diffusion Rates (Log-Normal Distribution)

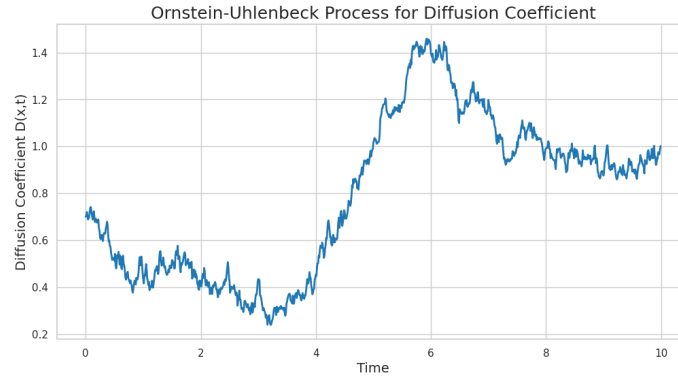


Figure 2: Ornstein-Uhlenbeck Process for Diffusion Coefficient

Stochastic Process Models for Diffusion Coefficient

In addition to the log-normal distribution, another approach to modeling the diffusion coefficient $D(x, t)$ is to treat it as a stochastic process, which provides a more dynamic representation of its temporal and spatial variability. A widely used stochastic model for this purpose is the Ornstein-Uhlenbeck (O-U) process, which is a type of mean-reverting stochastic process. This model is particularly useful for capturing diffusion coefficients that fluctuate around a long-term mean value due to random environmental influences.

The Ornstein-Uhlenbeck[10] process for $D(x, t)$ can be written as:

$$dD(x, t) = \theta(\mu_D(x) - D(x, t))dt + \sigma_D dW_t, \quad (4)$$

where:

- θ is the rate of mean reversion, dictating how quickly $D(x, t)$ returns to its mean value $\mu_D(x)$.
- $\mu_D(x)$ is the long-term mean of the diffusion coefficient, which may depend on the spatial coordinate x .
- σ_D is the volatility of the process, determining the amplitude of the random fluctuations.
- dW_t is a Wiener process (or Brownian motion), introducing randomness into the evolution of $D(x, t)$.

This formulation allows $D(x, t)$ to fluctuate around a mean value $\mu_D(x)$ while incorporating random perturbations that capture the inherent uncertainty in the system. The parameter θ controls how strongly $D(x, t)$ is pulled back to its mean, making the process suitable for modeling phenomena where diffusion coefficients exhibit temporary deviations but are generally stable over time.

Figure 2 shows the plot of diffusion coefficient $D(x, t)$ over time generated by the Ornstein-Uhlenbeck process. The x-axis represents time, and the y-axis indicates the diffusion coefficient.

In the implementation of the Ornstein-Uhlenbeck process for modeling $D(x, t)$, we use the following parameters:

- Mean Reversion Rate (θ): 0.15
- Long-Term Mean (μ_D): 0.7
- Volatility (σ_D): 0.2
- Time Step (dt): 0.01
- Number of Time Steps (num_steps): 1000



Figure 3: Change Of Diffusion Coefficient With Time

These parameters are chosen to reflect the characteristics of the diffusion process observed in our system, ensuring that the stochastic behavior is captured effectively over the simulation period.

Figure 3 shows how the diffusion coefficient changes over time in two dimensions.

2.1.2 Bifurcation Theory

Bifurcation theory is concerned with the qualitative changes in the behavior of a dynamical system as parameters are varied. A key focus in our research is on Hopf bifurcation, where an equilibrium point of the system loses stability and a periodic solution (limit cycle) emerges.

Consider a dynamical system described by:

$$\frac{d\mathbf{u}}{dt} = \mathbf{f}(\mathbf{u}, \lambda), \quad (5)$$

where \mathbf{u} represents the state variables, and λ is a bifurcation parameter. A Hopf bifurcation occurs when a pair of complex conjugate eigenvalues of the Jacobian matrix $\mathbf{J} = \frac{\partial \mathbf{f}}{\partial \mathbf{u}}$ crosses the imaginary axis as λ is varied, leading to the onset of oscillatory behavior in the system.

In the context of PDEs, such as those modeling species migration, Hopf bifurcation analysis provides insights into the emergence of periodic patterns or oscillatory dynamics within the system.

2.1.3 Center Manifold Theorem

The center manifold theorem is a powerful tool for reducing the dimensionality of a dynamical system near an equilibrium point. This theorem is particularly useful in bifurcation analysis, as it allows the reduction of an infinite-dimensional problem to a finite-dimensional one, thereby simplifying the analysis.

For a system described by:

$$\frac{d\mathbf{u}}{dt} = \mathbf{A}\mathbf{u} + \mathbf{F}(\mathbf{u}, \lambda), \quad (6)$$

where \mathbf{A} is a linear operator and $\mathbf{F}(\mathbf{u}, \lambda)$ is a nonlinear function, the center manifold theorem guarantees the existence of a center manifold \mathbf{W}_c that captures the essential dynamics near the equilibrium point.

In our research, the center manifold theorem is applied to simplify the analysis of bifurcations in PDE models, making it easier to examine the stability and dynamics of solutions.

2.2 Computational Methods

The theoretical foundation of this study is based on the analysis and solution of partial differential equations (PDEs). We focus on the nonlinear problems of species migration dynamics, which involve solving complex terms such as diffusion, advection, and reaction. To address these challenges, we employ Physics-Informed Neural Networks (PINNs), implemented through the deep learning framework DeepXDE. PINNs leverage the strengths of deep learning and PDE solving, allowing for mesh-free solutions to high-dimensional and complex PDEs.

2.2.1 Physics-Informed Neural Networks (PINNs)

Physics-Informed Neural Networks (PINNs) are a method that integrates physical laws directly into the neural network model to solve scientific and engineering problems involving partial differential equations (PDEs). The core idea of PINNs is to approximate the solution to a problem using neural networks while incorporating constraints from physical laws during the training process.

The fundamental aspects of PINNs are as follows:

1. **Neural Network Architecture:** PINNs typically use fully connected neural networks (FCNNs) to approximate the solution to a problem. The input to the network includes the independent variables of the problem (e.g., spatial and temporal coordinates), and the output is the target function (e.g., the solution to the PDE).
2. **Physical Constraints:** During the training of PINNs, in addition to the traditional loss functions (e.g., data loss), physical constraints are incorporated. These constraints are implemented by including the residuals of the PDEs (i.e., the degree to which the equation is not satisfied) as part of the loss function. Specifically, for a given PDE, the network's output is substituted into the PDE to compute the residual, which is minimized to ensure that the network's output satisfies the physical laws.
3. **Training Process:** The training of PINNs is generally conducted by minimizing a loss function that includes both data error and physical constraint error. Optimization algorithms (such as gradient descent) are used to adjust the network weights so that the network's output conforms to the PDE and fits the observational data as closely as possible.

4. **Advantages and Applications:** PINNs offer significant generalization capabilities and computational efficiency, particularly in handling complex boundary conditions and high-dimensional problems. They have been widely applied in fields such as fluid dynamics, solid mechanics, and heat transfer, demonstrating their effectiveness in solving practical engineering problems.

2.2.2 DeepXDE

Mathematically, a deep neural network (DNN) can be understood as a specific type of compositional function. The most basic form of a neural network is the feedforward neural network (FNN), also known as a multilayer perceptron (MLP), which sequentially applies linear and nonlinear transformations to the input data. Over the past few decades, various types of neural networks have been developed, including convolutional neural networks (CNNs) and recurrent neural networks (RNNs). However, for the majority of PDE-related problems discussed in this paper, we focus on FNNs due to their sufficiency and on residual neural networks (ResNets) because of their improved training stability for deeper networks. Nevertheless, other types of neural networks can be employed depending on the problem requirements[3].

Consider an L -layer neural network, denoted as $\mathcal{N}^L(\mathbf{x}) : \mathbb{R}^{d_{\text{in}}} \rightarrow \mathbb{R}^{d_{\text{out}}}$, which is an $(L - 1)$ -hidden-layer neural network with N_ℓ neurons in the ℓ -th layer, where $N_0 = d_{\text{in}}$ and $N_L = d_{\text{out}}$. The weight matrix and bias vector in the ℓ -th layer are represented by $\mathbf{W}^\ell \in \mathbb{R}^{N_\ell \times N_{\ell-1}}$ and $\mathbf{b}^\ell \in \mathbb{R}^{N_\ell}$, respectively. Given a nonlinear activation function σ applied element-wise, the FNN can be recursively defined as follows:

$$\begin{aligned} \text{Input layer: } \mathcal{N}^0(\mathbf{x}) &= \mathbf{x} \in \mathbb{R}^{d_{\text{in}}}, \\ \text{Hidden layers: } \mathcal{N}^\ell(\mathbf{x}) &= \sigma(\mathbf{W}^\ell \mathcal{N}^{\ell-1}(\mathbf{x}) + \mathbf{b}^\ell) \in \mathbb{R}^{N_\ell} \quad \text{for } 1 \leq \ell \leq L - 1, \\ \text{Output layer: } \mathcal{N}^L(\mathbf{x}) &= \mathbf{W}^L \mathcal{N}^{L-1}(\mathbf{x}) + \mathbf{b}^L \in \mathbb{R}^{d_{\text{out}}}. \end{aligned}$$

Commonly used activation functions include the logistic sigmoid function $\frac{1}{1+e^{-x}}$, the hyperbolic tangent (\tanh), and the rectified linear unit (ReLU, $\max\{x, 0\}$).

DeepXDE[3] is a deep learning framework designed for solving partial differential equations (PDEs) and ordinary differential equations (ODEs) based on Physics-Informed Neural Networks (PINNs). DeepXDE provides a flexible and efficient tool for implementing PINNs in deep learning frameworks to address complex physical problems.

Key features of DeepXDE include:

1. **Rich Functional Interface:** DeepXDE offers a rich interface for defining and training PINNs. Users can define various forms of PDEs and ODEs, set boundary and initial conditions, and configure optimization and loss functions with a straightforward API.
2. **Automatic Differentiation:** DeepXDE utilizes automatic differentiation to compute derivatives of neural network outputs with respect to inputs, which is crucial for solving PDEs. Automatic differentiation ensures precise gradient calculations, making the training process efficient and stable.
3. **Flexible Model Definition:** Users can freely define network architectures, loss functions, and optimization algorithms. DeepXDE supports various network structures, including fully connected networks, convolutional neural networks, and more, accommodating different types of PDE problems.
4. **Parallel Computing and Acceleration:** DeepXDE supports GPU acceleration, allowing for handling large-scale computations. Parallel computing significantly reduces training times and enhances computational efficiency.
5. **Broad Applications:** DeepXDE has been applied to multiple fields, including fluid dynamics, climate modeling, and biophysics. It is capable of handling complex boundary conditions and multi-scale problems, showcasing its broad applicability in scientific computing.

2.2.3 Physics-Informed Neural Networks (PINNs) for Solving PDEs

We consider a partial differential equation (PDE) parameterized by λ for the solution $u(\mathbf{x})$, where $\mathbf{x} = (x_1, \dots, x_d)$ is defined over a domain $\Omega \subset \mathbb{R}^d$. The general form of the PDE can be expressed as:

$$f\left(\mathbf{x}; \frac{\partial u}{\partial x_1}, \dots, \frac{\partial u}{\partial x_d}; \frac{\partial^2 u}{\partial x_1 \partial x_1}, \dots, \frac{\partial^2 u}{\partial x_1 \partial x_d}; \dots; \lambda\right) = 0, \quad \mathbf{x} \in \Omega, \quad (7)$$

with appropriate boundary conditions given by

$$\mathcal{B}(u, \mathbf{x}) = 0 \quad \text{on} \quad \partial\Omega, \quad (8)$$

where $\mathcal{B}(u, \mathbf{x})$ may represent Dirichlet, Neumann, Robin, or periodic boundary conditions. For time-dependent problems, time t is considered a special component of \mathbf{x} , with Ω including the temporal domain. Initial conditions are treated as a specific type of Dirichlet boundary condition in the spatio-temporal domain.

The algorithm for solving PDEs using PINNs involves constructing a neural network $\hat{u}(\mathbf{x}; \boldsymbol{\theta})$ as a surrogate for the solution $u(\mathbf{x})$. This network takes the input \mathbf{x} and produces an output vector with the same dimensions as u . Here, $\boldsymbol{\theta}$ denotes the set of all weight matrices and bias vectors within the neural network \hat{u} . A significant advantage of using neural networks as a surrogate is the ability to take derivatives of \hat{u} with respect to its input \mathbf{x} by applying the chain rule for differentiation of composite functions.

In summary, PINNs and DeepXDE provide powerful tools and methodologies for efficiently solving complex PDE problems. PINNs achieve high accuracy by integrating physical constraints into the neural network training process, while DeepXDE offers a versatile and efficient framework for implementing these methods, enhancing the solution of physical problems.

3 Assumptions and Theoretical Framework

3.1 Model Assumptions

The following assumptions were made in the development of the models used in this study:

- **Species Migration Dynamics:** The spatial distribution and temporal variation of species are described by a diffusion-advection-reaction equation, which incorporates diffusion, advection, and nonlinear reaction terms derived from predator-prey models. The diffusion and advection processes are governed by linear partial differential equations (PDEs) with constant coefficients.
- **Stochasticity:** To account for the inherent uncertainties in species migration due to environmental and behavioral factors, stochasticity is introduced by employing a randomly selected diffusion rate through Monte Carlo methods.
- **Boundary and Initial Conditions:** The spatial domain is considered bounded, with boundary conditions (e.g., Dirichlet or Neumann) specified for the PDEs. Initial conditions are assumed to be either Gaussian or sinusoidal distributions, representing the initial species distribution in a specific region. Periodic boundary conditions are imposed to simulate the cyclical changes in natural environments.
- **Parameter Settings:** Key parameters such as the diffusion coefficient, growth rate, and predation impact coefficient are selected based on existing literature or experimental data and are fine-tuned through numerical trials. The reaction terms are assumed to be nonlinear but differentiable, allowing the application of bifurcation analysis.

3.2 Theoretical Framework

In this study, we employ a Physics-Informed Neural Network (PINN) approach, utilizing the DeepXDE framework, to solve diffusion equations with advection terms. The framework is supported by the following theoretical considerations:

- The reaction terms are nonlinear but smooth, making them suitable for bifurcation analysis.
- The spatial domain is bounded, and appropriate boundary conditions are applied, ensuring the well-posedness of the PDEs.
- Initial conditions for time-dependent problems are assumed to be known and smoothly varying, facilitating the training of the PINNs.

We also explore bifurcation theory, particularly focusing on Hopf bifurcations, and analyze the numerical solutions of the diffusive Nicholson's blowflies equation within this context. These assumptions and the theoretical foundation provide a robust framework for the application of PINNs and the study of bifurcations in species migration dynamics.

4 Models

4.1 Diffusion-Advection Equations

We begin by considering a class of partial differential equations (PDEs) that describe the diffusion and advection of a quantity $u(x, t)$ over time t and space x . The general form of the diffusion-advection equation is given by:

$$\frac{\partial u(x, t)}{\partial t} = D \frac{\partial^2 u(x, t)}{\partial x^2} - v \frac{\partial u(x, t)}{\partial x} + R(u), \quad (9)$$

where D is the diffusion coefficient, v is the advection velocity, and $R(u)$ represents a reaction term. The terms in the equation have the following interpretations:

- **Diffusion Term** ($D \frac{\partial^2 u(x, t)}{\partial x^2}$): Describes the spreading of the population due to random movement, where D is the diffusion coefficient.
- **Advection Term** ($-v \frac{\partial u(x, t)}{\partial x}$): Represents the directed movement of the population, often due to environmental gradients, with v being the advection velocity.
- **Reaction Term** ($R(u)$): Accounts for local population growth, death, or interactions, which can vary depending on the specific biological or ecological scenario.

In many cases, the reaction term $R(u)$ is defined by a logistic growth model, which includes both the growth of the population and a limiting factor, such as the carrying capacity of the environment. The reaction term can be expressed as[11]:

$$R(u) = ru(x, t) \left(1 - \frac{u(x, t)}{K} \right)$$

where:

- r is the intrinsic growth rate of the population, representing the rate at which the population would grow in the absence of limiting factors.
- K is the carrying capacity of the environment, representing the maximum sustainable population density.

This equation models various physical phenomena, including heat transfer, fluid dynamics, and population dynamics.

4.2 Diffusive Nicholson's Blowflies Equation

The Nicholson's blowflies equation in one spatial dimension[12], which incorporates delay effects into the population dynamics of a species, is extended to include spatial diffusion, leading to:

$$\frac{\partial u(x, t)}{\partial t} = D \frac{\partial^2 u(x, t)}{\partial x^2} + \beta \delta u(x, t - 1) e^{-\tau u(x, t - 1)} - \delta u(x, t), \quad (10)$$

$$u(0, t) = u(1, t) = 0 \quad (11)$$

$$u(x, \theta) = u_0(x, \theta) \quad (12)$$

where $x \in (0, 1)$, $t > 0$, $\theta \in [-1, 0]$ and δ is the death rate. We study the numerical solutions of this equation using PINNs and analyze the bifurcation phenomena associated with varying τ and δ .

4.3 Bifurcation Theory and Hopf Bifurcation

Bifurcation theory studies the changes in the qualitative or topological structure of a given family of equations as a parameter is varied. Specifically, we investigate Hopf bifurcations, which occur when a system's stability changes and a periodic solution emerges. By using the diffusion rate as a bifurcation parameter, we can analyze the conditions under which Hopf bifurcations occur, leading to the emergence of stable or unstable periodic solutions.

5 Results

5.1 Traditional Methods

The following is the bifurcation analysis using traditional methods:

Fixed Point Analysis To understand the dynamics of this system, we first identify the fixed points by solving:

$$0 = D \frac{\partial^2 \phi(x)}{\partial x^2} + \beta \delta \phi(x) e^{-\tau \phi(x)} - \delta \phi(x). \quad (13)$$

This equation, which arises from setting the time derivative to zero, is a nonlinear boundary value problem. Numerical methods are employed to find the fixed points $\phi(x)$ that satisfy the boundary conditions of the problem.

Linearization Around Fixed Points For a given fixed point $\phi(x)$, we linearize the system by introducing a perturbation $v(x, t)$ around the fixed point:

$$u(x, t) = \phi(x) + v(x, t). \quad (14)$$

Substituting this into the original equation and neglecting higher-order terms yields the linearized equation:

$$\frac{\partial v(x, t)}{\partial t} = D \frac{\partial^2 v(x, t)}{\partial x^2} + \beta \delta v(x, t) e^{-\tau \phi(x)} - \delta v(x, t). \quad (15)$$

The stability of the fixed point depends on the eigenvalues of the linearized system.

Application of the Center Manifold Theorem The Center Manifold Theorem is applied to reduce the dimensionality of the system near the fixed points, focusing on the dynamics within a low-dimensional center manifold. The key steps include:

1. **Solve the Linearized System:** Determine the eigenvalues and eigenvectors of the linearized system to assess the stability of the fixed points.
2. **Construct the Center Manifold:** Identify the center manifold where the system's dynamics are most significant. This involves solving for the critical eigenvalues and reducing the high-dimensional system to a lower-dimensional representation.
3. **Perform Bifurcation Analysis:** Analyze how changes in parameters τ and δ influence the dynamics on the center manifold. This includes finding critical values or curves where the system undergoes transitions, such as stability changes or the appearance of new solutions.
4. **Validate Results:** Verify the theoretical predictions through numerical simulations and compare them with observed behaviors. Ensure that the center manifold analysis aligns with numerical results.

5.2 PINNs Methods

The following is the bifurcation analysis using PINNs methods:

Algorithm Description: This algorithm aims to analyze the bifurcation phenomena in the following equation:

$$\frac{\partial u(x, t)}{\partial t} = D \frac{\partial^2 u(x, t)}{\partial x^2} + \beta \delta u(x, t-1) e^{-\tau u(x, t-1)} - \delta u(x, t), \quad (16)$$

Algorithm 1 Bifurcation Analysis using PINNs

Input: Ranges of parameters τ and δ , spatial domain $x \in [0, 1]$, temporal domain $t > 0$, initial and boundary conditions, and the equation as mentioned above.

Output: A bifurcation diagram that shows the behavior of $u(x, t)$ under varying parameter values.

Steps:

PINNs Structure Setup:

- Define the neural network architecture, including the number of nodes in the input, hidden, and output layers. Select appropriate activation functions.
- Initialize the network parameters and set training hyperparameters such as learning rate and number of iterations.

Loss Function Definition:

- Incorporate the partial differential equation to be solved as a component of the loss function.
- Integrate initial and boundary conditions into the loss function.

PINNs Training:

- For each given combination of parameters τ and δ , minimize the loss function using a training dataset.
- Iteratively update the neural network weights until the loss function converges.

Numerical Solution Extraction:

- For each combination of τ and δ , use the trained PINNs to generate solutions $u(x, t)$ over the spatial domain x and temporal domain t .
- Extract the value of $u(x, t)$ at specific spatial locations (e.g., $x = 0.5$) and times t .

Bifurcation Diagram Generation:

- Associate each parameter combination τ and δ with the corresponding solution values $u(x, t)$ to create solution features.
- Plot the solution features against the parameters τ or δ in a bifurcation diagram to analyze the bifurcation behavior.

We compare the results obtained using PINNs with those derived from traditional numerical methods such as finite difference and finite element methods[12][13]. The advantages of PINNs, including their ability to handle high-dimensional PDEs and incorporate physical laws directly into the loss function, are highlighted in our analysis.

As shown in Figure 4 and 5, the distribution of fixed points is observed.

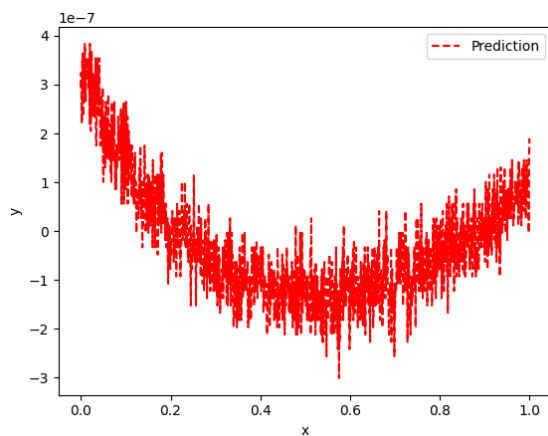


Figure 4: Fixed point 1

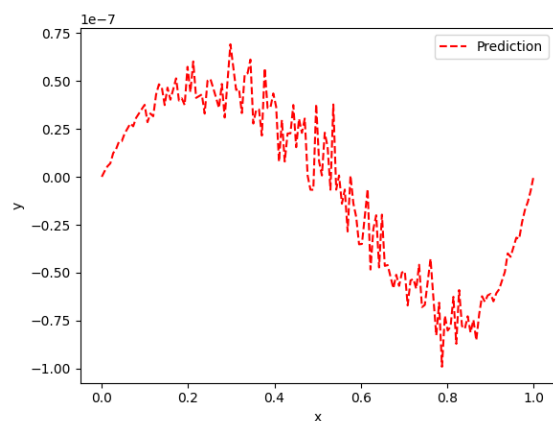


Figure 5: Fixed point 2

The following presents the results calculated by DeepXDE under different diffusion rates, as shown in Figures 6, 7, 10, and 11.

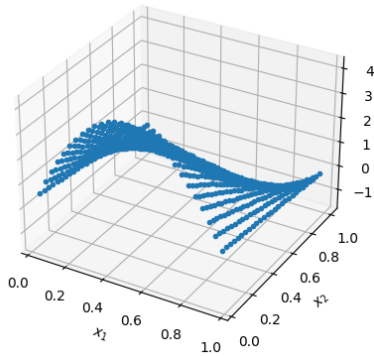


Figure 6: Time evolution of a solution with various values ($\tau = 2.2$, $\beta = 1.12$, $D = 0.35$ $\delta = 0.55$), $x_1 = x, x_2 = t$

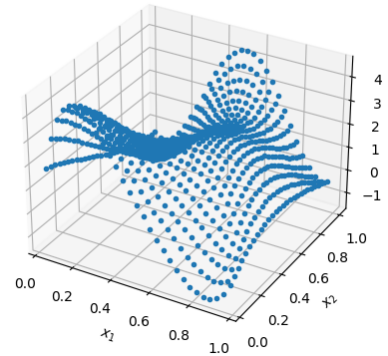


Figure 7: Time evolution of a solution with various values ($\tau = 2.2$, $\beta = 1.12$, $D = 0.33$ $\delta = 0.55$), $x_1 = x, x_2 = t$

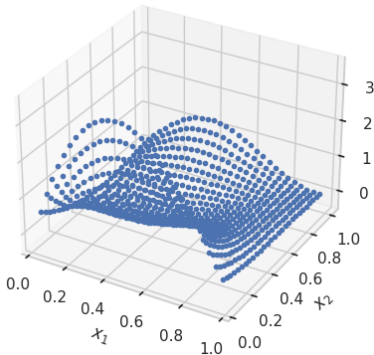


Figure 8: Time evolution of a solution with various values ($\tau = 2.2$, $\beta = 1.12$, $D = 0.7$ $\delta = 0.55$), $x_1 = x, x_2 = t$

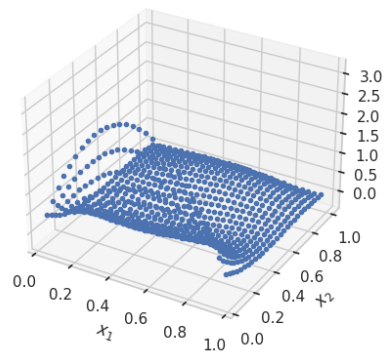


Figure 9: Time evolution of a solution with various values ($\tau = 2.2$, $\beta = 1.12$, $D = 0.8$ $\delta = 0.55$), $x_1 = x, x_2 = t$

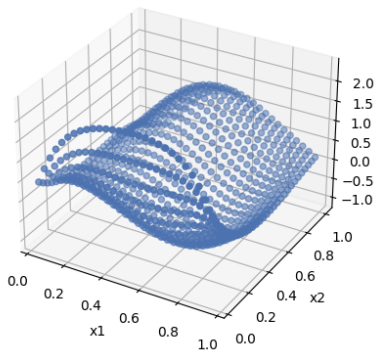


Figure 10: Time evolution of a solution with various values ($\tau = 2.2$, $\beta = 1.12$, $D = 0.7$ $\delta = 1$), $x_1 = x, x_2 = t$

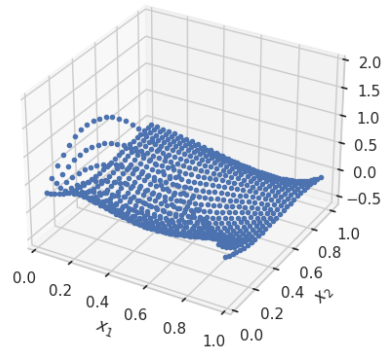


Figure 11: Time evolution of a solution with various values ($\tau = 2.2$, $\beta = 1.12$, $D = 0.8$ $\delta = 1.0$), $x_1 = x, x_2 = t$

6 Discussion

6.1 Interpretation of Results

In this study, we employed Physics-Informed Neural Networks (PINNs) to investigate the diffusion equation and its bifurcation phenomena. Compared to traditional numerical methods, PINNs simplify complex and cumbersome calculations by avoiding the need for grid discretization, which significantly enhances the applicability and flexibility of the model. By training PINNs, we efficiently obtained solutions to the equation and explored bifurcation phenomena under varying parameters. These results not only validate the effectiveness of PINNs in handling complex equations but also provide new insights into the diffusion equation and bifurcation phenomena, aligning with existing theories and experimental results while offering additional details.

6.2 Limitations of the Method

Despite the considerable potential of PINNs demonstrated in this study, there are some limitations. Firstly, the training time of the model is relatively long, and the computational resource consumption is substantial. This is due to the high computational and memory requirements of training neural networks, especially when dealing with high-dimensional data and complex equations. Secondly, the performance of PINNs is highly dependent on the network architecture and hyperparameter choices, with different settings potentially leading to unstable model performance. Future research needs to focus on optimizing algorithms to reduce computational costs and enhance efficiency. Additionally, exploring different neural network architectures may further improve the model's performance in addressing various bifurcation problems.

6.3 Future Work

Future research can focus on the following directions: Firstly, optimizing the current neural network training algorithms to reduce training time and resource consumption. Investigating more efficient optimization algorithms, such as adaptive learning rate methods or advanced optimizers, will help improve training efficiency. Secondly, expanding the application of PINNs to study other types of nonlinear partial differential equations and different bifurcation phenomena will test its broad applicability. Furthermore, integrating PINNs with other numerical methods or theoretical tools, such as the Center Manifold Theorem, will enhance understanding and analysis of complex systems. Finally, applying PINNs to real-world engineering problems involving bifurcation phenomena will provide valuable insights and references for engineering applications.

7 Conclusion

7.1 Summary of Findings

This study systematically analyzed the diffusion equation and its bifurcation phenomena using Physics-Informed Neural Networks (PINNs). We successfully applied PINNs to simplify the complex computational process, avoiding traditional grid discretization steps, which significantly improved computational efficiency and model applicability. The research demonstrated that PINNs can effectively address bifurcation issues in the diffusion equation, providing new perspectives and achieving high accuracy and efficiency in bifurcation analysis.

7.2 Practical Applications

The findings of this study have broad practical applications. Firstly, PINNs can be utilized to address real-world engineering problems involving complex physical processes, such as diffusion issues in fluid dynamics and materials science. Secondly, the proposed method offers an efficient tool for analyzing complex bifurcation phenomena, which is valuable for both scientific research and practical engineering challenges. In the future, with further development of optimization algorithms and model architectures, PINNs are expected to be applied to more real-world problems, driving progress in relevant fields.

References

- [1] Stefano Markidis. The old and the new: Can physics-informed deep-learning replace traditional linear solvers? *Frontiers in big Data*, 4:669097, 2021.

- [2] Wuyang Li, Xueshuang Xiang, and Yingxiang Xu. Deep domain decomposition method: Elliptic problems. In *Mathematical and Scientific Machine Learning*, pages 269–286. PMLR, 2020.
- [3] Lu Lu, Xuhui Meng, Zhiping Mao, and George Em Karniadakis. DeepXDE: A deep learning library for solving differential equations. *SIAM Review*, 63(1):208–228, 2021.
- [4] Jan N. Fuhg, Ioannis Kalogeris, Axel Fau, and Nikos Bouklas. Interval and fuzzy physics-informed neural networks for uncertain fields. *Probabilistic Engineering Mechanics*, 68:103240, 2022.
- [5] Yinlin Ye, Huijun Fan, Yufeng Li, Xianli Liu, and Hongwei Zhang. Deep neural network methods for solving forward and inverse problems of time fractional diffusion equations with conformable derivative. *Neurocomputing*, 509:177–192, 2022.
- [6] Jonas Nicodemus, Jan Kneifl, Johannes Fehr, and Benjamin Unger. Physics-informed neural networks-based model predictive control for multi-link manipulators. *IFAC-PapersOnLine*, 55(20):331–336, 2022.
- [7] Ameya D. Jagtap, Zhiping Mao, Nikolaus Adams, and George Em. Karniadakis. Physics-informed neural networks for inverse problems in supersonic flows. *Journal of Computational Physics*, 466:111402, 2022.
- [8] Bastian Zapf, Jan Haubner, Mateusz Kuchta, Geir Ringstad, Per Kristian Eide, and Kent-Andre Mardal. Investigating molecular transport in the human brain from mri with physics-informed neural networks. *Scientific Reports*, 12(1):15475, 2022.
- [9] Claude J. Gittelsohn. Stochastic galerkin discretization of the log-normal isotropic diffusion problem. *Mathematical Models and Methods in Applied Sciences*, 20(02):237–263, 2010.
- [10] Ross A. Maller, Gernot Müller, and Alex Szimayer. Ornstein–uhlenbeck processes and extensions. *Handbook of financial time series*, pages 421–437, 2009.
- [11] Anastasios Tsoularis and James Wallace. Analysis of logistic growth models. *Mathematical biosciences*, 179(1):21–55, 2002.
- [12] Joseph W-H. So, Jianhong Wu, and Yuanjie Yang. Numerical steady state and hopf bifurcation analysis on the diffusive nicholson’s blowflies equation. *Applied Mathematics and Computation*, 111(1):53–69, 2000.
- [13] Li Ma and Dan Wei. Hopf bifurcation of a delayed reaction–diffusion model with advection term. *Nonlinear Analysis*, 212:112455, 2021.