

Ab initio quantum dynamics as a scalable solution to the exoplanet opacity challenge: A case study of CO₂ in hydrogen atmosphere

LAURENT WIESENFELD ^{1,2} PRAJWAL NIRLA ² JULIEN DE WIT ² NEJMEDDINE JAÏDANE^{3,1} IOULI E. GORDON ⁴
AND ROBERT J. HARGREAVES ⁴

¹Université Paris-Saclay, CNRS, Laboratoire Aimé-Cotton, 91405 Orsay, France

²Department of Earth, Atmospheric and Planetary Sciences, MIT, 77 Massachusetts Avenue, Cambridge, MA 02139, USA

³Université Tunis El Manar, Faculty of Sciences, Tunis, Tunisia

⁴Harvard-Smithsonian Center for Astrophysics, Atomic and Molecular Physics Division, Cambridge, MA, USA

ABSTRACT

Light-matter interactions lie at the heart of our exploration of exoplanetary atmospheres. Interpreting data obtained by remote sensing is enabled by meticulous, time- and resource-consuming work aiming at deepening our understanding of such interactions (i.e., opacity models). Recently, Niraula et al. (2022) pointed out that due primarily to limitations on our modeling of broadening and far-wing behaviors, opacity models needed a timely update for exoplanet exploration in the JWST era, and thus argued for a scalable approach. In this proof-of-concept study, we introduce an end-to-end solution from *ab initio* calculations to pressure broadening, and use a perturbation framework to identify the need for precision to a level of $\sim 10\%$. We focus on the CO₂-H₂ system as CO₂ is a key absorption feature for exoplanet research (primarily in many gas giants) at $\sim 4.3\mu\text{m}$ as pressure-broadening parameters required for interpreting such observations remain sparse. We compute elastic and inelastic cross-sections for the collision of ortho-H₂ with CO₂, in the ground vibrational state, and at the coupled-channel fully converged level. For scattering energies above $\sim 20\text{ cm}^{-1}$, moderate precision inter-molecular potentials are indistinguishable from high precision ones in cross-sections. Our calculations agree with the currently available measurement within 7%, i.e., well beyond the precision requirements.

Keywords: Astronomy databases(83); Astronomy data analysis(1858); Spectral line lists(2082); Laboratory astrophysics(2004); James Webb Space Telescope(2291); Infrared spectroscopy(2285); Transmission spectroscopy(2133)

1. INTRODUCTION

Amongst the JWST molecular observations, carbon dioxide is almost universally observed in exoplanetary atmospheres. From hot Jupiters such as WASP-39 b (Rustamkulov et al. 2023; Niraula et al. 2023) to temperate sub-Neptunes such as K2-18 b (Madhusudhan et al. 2023), transmission spectra have shown the characteristic spectral feature at 4.3 microns. In fact, as this feature falls in a spectral sweet spot where the overall noise budget and the effect of cloud and/or hazes are minimal, it is

also ideal for the detection of temperate terrestrial atmospheres and assessing their (in)habitability (e.g., Triaul et al. 2023; TRAPPIST-1 JWST Community Initiative et al. 2024).

Yet, despite these numerous favorable aspects, exploring exoplanet atmospheres using CO₂ can be challenging due to the current state of its opacity model. Niraula et al. (2022) (henceforth, N22) pointed out that the current limitations of opacity models (primarily due to broadening and far-wing parameterizations) can yield an accuracy wall on the inferred atmospheric properties at the level of ~ 1 dex, orders of magnitude above JWST's capabilities (see Figure 1 for general framework). Niraula et al. (2023) subsequently highlighted that the aforementioned 4.3 μm feature of CO₂, while dominant

Email: laurent.wiesenfeld@universite-paris-saclay.fr

Email: pniraula@mit.edu

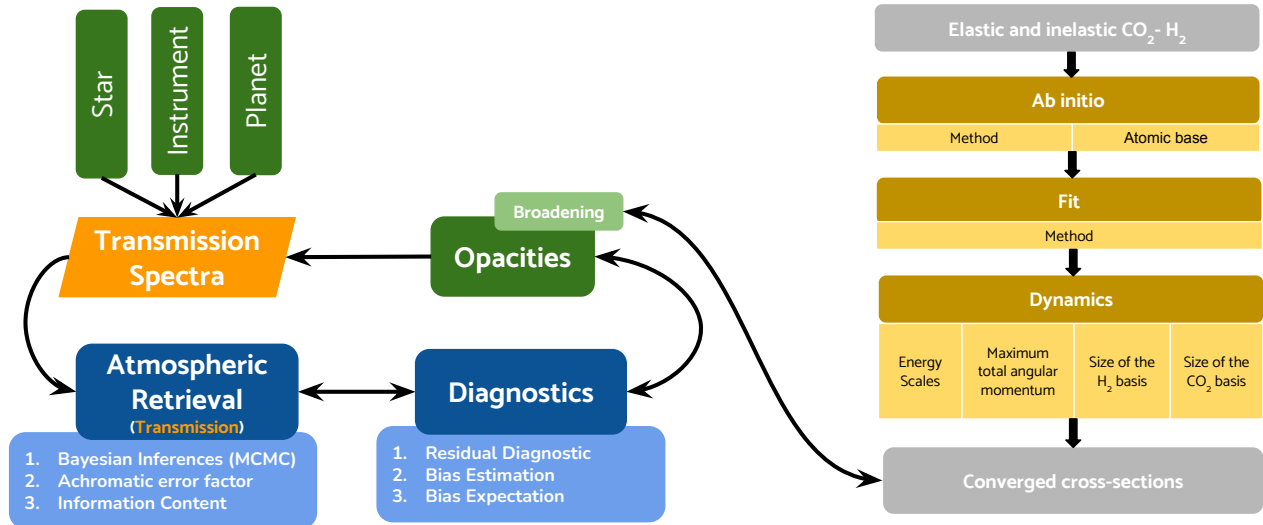


Figure 1. Flowchart for exoplanet atmosphere retrieval focusing on broadening parameters, as a key source of limitations in current opacity models (adapted from N22). *Ab initio* calculations are performed with the MOLPRO code (Werner et al. 2010), fits: Rist (Rist & Faure (2012) and YUMI for scattering and dynamics code (Jaïdane et al. in prep.).

in most exoplanet spectra, can be challenging to translate into robust atmospheric inferences for a large range of exoplanets as these will harbor a hydrogen-dominated atmosphere, and very scarce data exists for broadening of CO_2 lines by collisions with H_2 , especially at the higher temperatures (Hanson & Whitty 2014; Padmanabhan et al. 2014). This is partly because the experiments on carbon dioxide and molecular hydrogen mixtures, especially at elevated temperatures, are very challenging from a safety perspective, adding extra complexity and expense to already existing difficulties in accurate measurements of broadening parameters. Due to a lack of data, the HITRAN spectroscopic database Gordon et al. (2022); Tan et al. (2022), for instance, uses a very approximate solution of scaling the well-known air-broadening data based on limited hydrogen-broadening data. Since the dependence of air and hydrogen broadening data on the type of the transition is very different, the errors associated with this approach can be quite large.

In the light of the hurdles in providing a solution to the opacity challenge on a timescale relevant to the JWST mission, this study presents the viability of a new-generation framework for *ab initio* calculations with a focus on pressure broadening coefficients (typically defined as half-widths at half maximum (HWHM) Gordon et al. (2022)). Different theoretical methods for calculating the pressure broadening employing classical dynamics/semi-classical quantizing exist, with various degrees of approximation (Hartmann et al. 2018; Ngo et al. 2021). For example, Buldyreva et al. (2024) have used classical phase-shift theory to provide some data/estimates for the UV/Visible range. There is also a

large series of classical computations using very approximate potentials, but capable of computing the whole lineshape, including the far wings (Hartmann et al. 2002). Also, Guest et al. (2024) have investigated machine learning to provide broadening data based on HITRAN parameters. This is one avenue that would be considered state-of-the-art, but is limited by the learning set and will struggle to predict broadening for molecules/systems not included. In other words, while the *ab initio* calculation is not the only theoretical approach to address the opacity driven accuracy wall (a wall which is expected to be hit once the retrieved precision surpasses 1 dex (see Fig. 5 in Niraula et al. (2022))), it is certainly one of the most accurate (see, for instance, Serov et al. (2021); Gancewski et al. (2021)). And, as shown here, it can provide a cost-effective and thus scalable solution that can be deployed in a timescale relevant for ongoing missions such as JWST.

First, we assess the precision requirement on the pressure broadening calculations given JWST’s capabilities in section 2. Then, in section 3, we describe our method for calculating the pressure broadening parameters for CO_2+H_2 . Our results are presented in section 4. We discuss implications (incl., scalability) and conclude in section 5. The necessary background pertaining to the pressure broadening calculations is included in the Appendix B.

2. PRECISION REQUIREMENTS

In this section, we aim to provide a more granular understanding of the pressure-broadening contribution to the uncertainty budget in exoplanet atmosphere analysis than N22 in order to set the precision requirement on

the pressure broadening calculations. Following the approach of [Berardo et al. \(2024\)](#) and [Rackham & de Wit \(2024\)](#), we require that the opacity perturbations contribute to the uncertainty budget on the atmospheric properties derived no more than the measurement itself, ensuring instrument-limited science.

To this end, we perform cross-retrievals with perturbed cross-sections on the two synthetic planetary systems following the framework introduced in N22—one super-Earth ($1.1 R_{\oplus}$, $1.1 M_{\oplus}$ around a $0.1R_{\odot}$ M-dwarf star) and a warm Jupiter ($1.0 R_{\text{Jup}}$, $1.0 M_{\text{Jup}}$ around a $0.55R_{\odot}$ K-dwarf star). We use `pandexo` ([Batalha et al. 2017](#)) to model instrumental precision using the same setup as in N22. As we focus here on the influence of perturbations on pressure broadening coefficients to test the sensitivity of atmospheric inferences on that single parameter, we use a simpler synthetic atmosphere than in N22, considering only four molecular species (hydrogen, helium, carbon dioxide, and water). For the super-Earth scenario, we consider a high metallicity (MR $\text{H}_2\text{O}=0.1$, MR $\text{CO}_2=0.1$) isothermal ($T=300$ K) cloudless atmosphere, whereas for the warm-Jupiter scenario we consider a slightly hotter low-metallicity atmosphere ($T=400$ K; MR $\text{H}_2\text{O}=2 \times 10^{-4}$, MR $\text{CO}_2=1 \times 10^{-4}$).

To estimate the perturbation level leading to biases of amplitude equal to the $1\text{-}\sigma$ confidence interval on atmospheric inference given by the instrumental precision, we generate an ensemble of perturbed cross-sections (CS, hereafter). Perturbations relate here to the underlying pressure-broadening parameters, and the series of cross-sections used are denoted by CSxYYY where x is either m (for multiplied) or d (for divided) and $1.00 \leq \text{YYY} \leq 3.00$, thereby referring to the scaling of the pressure-broadening parameters. This ensemble includes fifteen relevant cross-sections. The nominal cross-section, CS1.00 was produced using the best available parameters from HITRAN database, generated by prescription that included scaling of the air-broadening parameters. The rest fourteen cross-section were perturbed accordingly: CSd3.00 (i.e., all the broadening parameters are one-third of those reported as nominal), CSd2.00, CSd1.50, CSd1.25, CSd1.10, CSd1.05, CSd1.01, CSm1.01, CSm1.05, CSm1.10, CSm1.25, CSm1.50, CSm2.00, and CSm3.00 (i.e., all the broadening parameters are three times those reported as nominal). As in N22, we use HITRAN ([Gordon et al. 2022](#))/HITEMP ([Rothman et al. 2010](#)) for our opacity model inputs. We then performed the injection-retrieval tests, generating the synthetic spectra using the unperturbed cross-section (CS1) and performing the retrieval with all cross-sections. We ran our atmospheric models

with `emcee` for a step-size of 5000, ensuring our walkers are fully converged.

[Figure 2](#) shows the typical results derived here for the warm Jupiter scenario. As found in N22, even for large perturbations on the cross-sections, a good fit to the data can be found (no structure in the residuals) owing to compensation by the atmospheric parameters in the associated dimensions of the inverse problem. It serves as a reminder that obtaining a good fit does not guarantee confidence in our inferences (and models). In fact, it further stresses the need for efforts such as this study to produce models of sufficient, independently-tested fidelity to guarantee that the inferences will be reliable. Indeed, without such independent test of the model fidelity nor the capability to leverage the quality of the fit (or lack thereof) to assess it, one could reach inferences suffering unknowingly—a key takeaway from N22. These compensations translate into biased inferences up to ~ 1 dex, for example, on the abundance of absorbers such as carbon dioxide and water (right panels of [Figure 2](#)). While both water and carbon dioxide showcase biases up to ~ 1 dex, the statistical significance of the biases for water appears more prominent due to the narrower posterior probability distribution, which results from the higher information content associated with water (primarily due to the wider wavelength range associated with its absorption features).

We summarize our precision-requirement tests in [Figure 3](#). As expected (and as shown in the right panels of [Figure 2](#)), it shows that the biases on the atmospheric inferences decrease with the perturbation level. The biases in [Figure 3](#) are reported in significance level (σ), i.e., the ratio between the bias and the width of the distribution which is solely driven by the measurement uncertainty. It shows that biases become marginal (i.e., below 1σ) when the perturbation on the broadening parameters drops below $\sim 10\%$. In other words, our precision requirement for broadening parameters to ensure instrument-limited science in the JWST era (i.e., avoid model-limited inferences) is 10% (see [Niraula et al. \(2022\)](#) for bias mechanisms, and see [Niraula et al. \(2023\)](#) for the application to WASP-39 b).

3. METHODS

With the well-justified precision requirement in hand, we can now turn to the series of calculations required to derive *ab initio* estimates of the broadening parameters. In this section, we provide an overview of the steps. For further details, refer to the [Appendix B](#).

3.1. Potential Energy Surface

We begin by computing the electronic interaction energy of the two molecules taken both as rigid rotors,

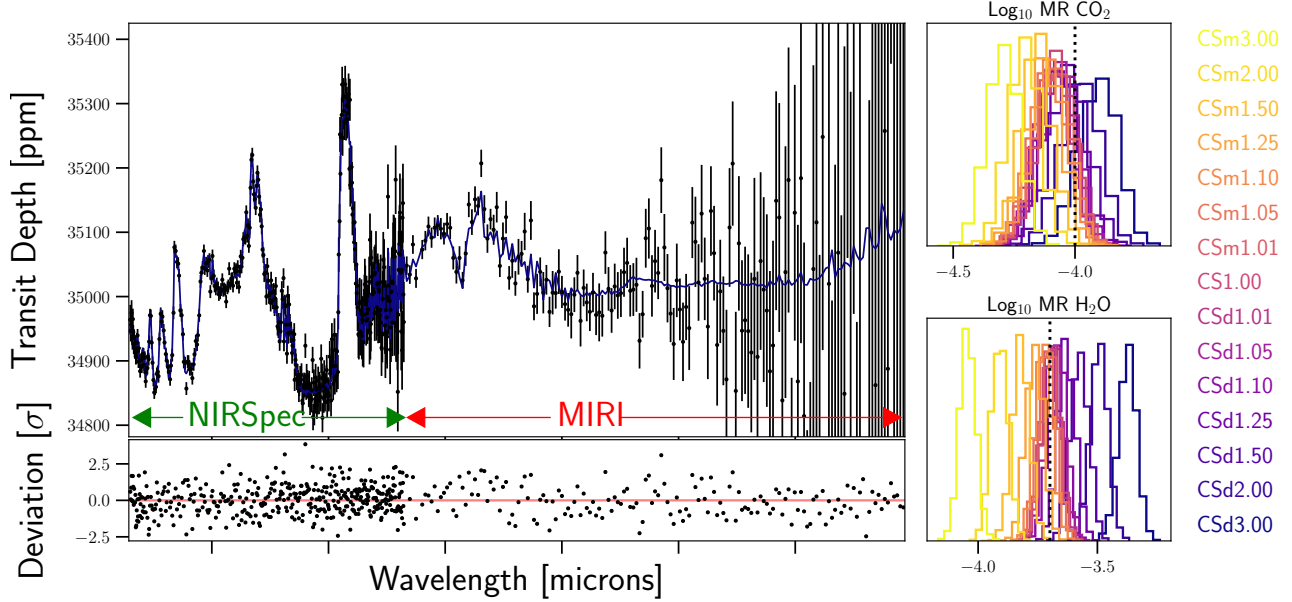


Figure 2. Perturbation analysis via injection-retrieval to assess the precision required on the broadening parameters in the JWST era. **Top Left:** Synthetic transmission spectrum of a warm-Jupiter spanning NIRSpect and MIRI bands used for the retrieval. The blue line represents the best-fit model obtained when cross-retrieved with the CSd3.00 cross-sections. **Bottom Left:** Deviation of the residual corresponding to the best fit presented on the upper panel. No structure is seen due to parameter compensation as highlighted in N22. **Top Right:** Posterior probability distributions for the mixing ratio of CO₂ for 15 different cross-sections showing increased levels of biases with increased perturbation. The dotted black line represents the ‘truth’ used for generating the synthetic spectrum. Overall variation of ~ 1 dex is seen among the retrieved molecular abundance, consistent with N22. **Bottom Right:** Same for H₂O. A similar variation of ~ 1 dex overall, though leading to more significant biases due to the narrower distributions than for CO₂.

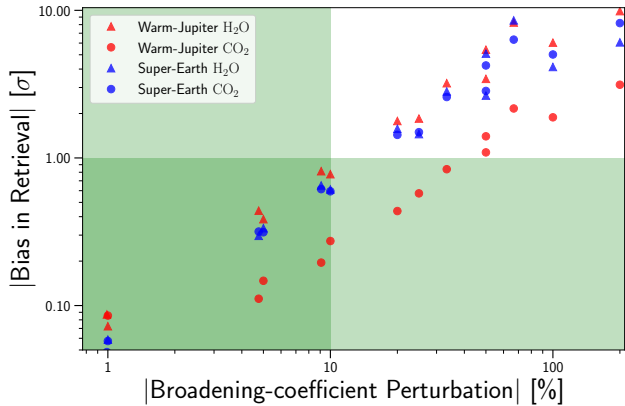


Figure 3. Greater than 5σ biases observed among the retrieved water and carbon-dioxide abundances in our retrievals, with larger perturbations inducing stronger biases. The green region represents an acceptable bias range from -1σ to $+1\sigma$, demonstrating a need for precision of 10-15% in the pressure broadening parameter for JWST observations.

employing the *ab initio* MOLPRO code (Werner et al. 2015). We solve the electronic Schrödinger equation with fixed nuclei, using a quantum chemistry method CCSD(T) that allows for a good description of the electronic correlations, even for two molecules sepa-

rated by a sizeable distance (here, up to 25 Å). The potential energy surface (PES) for the CO₂–H₂ interaction was computed for some 500 relative orientations of the molecules and for 29 intermolecular distances ranging from approximately 1.75 Å to 25 Å. For shorter distances, the two molecules repel so strongly ($E_{\text{interaction}} \gtrsim 10,000 \text{ cm}^{-1}$) that the approximation of two isolated molecules does not hold. For distances larger than about 25 Å, the interaction is weak ($E_{\text{interaction}} \lesssim 1 \text{ cm}^{-1}$) and becomes neither reliable nor relevant for our computations. Note that because of the symmetry of both molecules ($D_{\infty h}$), the potential is π -periodic in the dihedral angle ϕ and $\pi/2$ -periodic in both polar angles θ_1 and θ_2 (see Figure B1).

We then fit the *ab initio* isolated points onto a functional form according to the geometrical conventions of the angles ϕ, θ_1, θ_2 , see equation (A9) of (Green 1975) and Figure B1. We performed several fits of various precision, with 38 up to 158 terms, and found that an acceptable precision ($|V_{\text{fit}} - V_{\text{ab initio}}|/|V_{\text{fit}} + V_{\text{ab initio}}| \leq$ a few %) is reached as soon as the orientation of the H₂ molecules is described with at least $l_2 = 0, 2, 4$ $Y_{l_2, m_2}(\theta_2, \phi)$ spherical harmonics. Ultimately, we used a 149 terms expansion, up to $l_1 = 24, l_2 = 6$ terms in $Y_{l_1, m_1}(\theta_1, 0)Y_{l_2, m_2}(\theta_2, \phi)$. 2-D cuts of the potential en-

ergy surface are presented in Figure 4, emphasizing the change of the shape of the PES as the orientation of H₂ changes.

3.2. Dynamics: Broadening Coefficient

With the PES fits in hand, we can solve the quantum scattering dynamics in the time-independent domain, using the close-coupling formalism (Green 1975; Valiron et al. 2008). We use a home-written code (YUMI), specifically designed for taking advantage of massively parallel computing. The code has been extensively tested against the existing state-of-the-art MOLSCAT code (Hutson & Le Sueur 2019), and will be described in detail in a forthcoming paper (Jaïdane et al., in prep.).

The quantum computations of the pressure-broadening cross-section $\sigma_{\text{PB}}(E)$ and the rate coefficient $\gamma(T)$ are performed in the approximation of isolated binary collisions. It allows for no overlap between the different spectral lines: These hypotheses remain valid up to about one amagat of density (about 10^{19} particles/cm³) and for P or R branches of the IR spectrum, but not for the Q branches. The isolated collision hypothesis allows for computing first the $S(E)$ matrices of the collision and derive from these the desired cross-sections, whether elastic, inelastic or pressure broadening and pressure shift (Green 1977; Drouin & Wiesenfeld 2012b; Faure et al. 2013; Selim et al. 2023). The cross-sections are computed at given collision energies (the relative kinetic energy of the two molecules), then averaged over a Maxwellian distribution of kinetic energies to yield the relevant rates.

For this proof-of-concept application, we focus on reproducing the *few experimentally* known values, measured at different temperatures (Hanson & Whitty 2014; Padmanabhan et al. 2014), which connects an asymmetric stretch excited state with the ground state. The Hanson & Whitty (2014) measurement targets P(24) transition of the 20012-00001 band, whereas Padmanabhan et al. (2014) covers P(16)-P(34) transitions of the 30012-00001 band. (For spectroscopic notations, see section A). Based on selection rules, the only allowed transitions are $v_3' = 1, j_1' \text{ odd} \leftrightarrow v_3'' = 0, j_1'' = j_1' \pm 1$. The nuclear spin statistics dictates that only even rotational levels in the ground vibrational state are populated because ¹²C¹⁶O₂ is a symmetric molecule with zero nuclear spin values for all atoms, hence exist only for even j_1 in the ground state and odd j_1 in the $v_3 = 1$ case. The v_1 excitation does not interfere with symmetry rules, being fully symmetric, merely acting as a spectator to the IR transition as demonstrated in the experimental works (Hanson & Whitty 2014; Padmanabhan et al. 2014) (Spectroscopic notations, see Sec. A).

The experimental values for the P24 ($m = -24$), in cm⁻¹/atm, are $\gamma = 0.112$, for (Hanson & Whitty 2014) and $\gamma = 0.113 \pm 0.006$, for (Padmanabhan et al. 2014), emphasizing the weak dependence on the exact vibrational transition. Errors bars for Hanson & Whitty (2014) are of the order of a few %.

It has recently been shown (Wiesenfeld 2022; Yang et al. 2021) that computing inelastic scattering cross-sections between two different ro-vibrational states is doable, but requires extremely large computational resources, which would render the scalability of our approach questionable. Fortunately, the pressure broadening effect arises through *quasi-elastic* collision amplitudes, connecting the j_2', v_3' or j_2'', v_3'' levels with themselves, but for different orbital angular momenta, see section B.4. The experimental consequence is a very weak dependence of the pressure broadening on the molecular vibrations, except for some very anharmonic vibrations of modes containing atom(s) of hydrogen. The theoretical consequence is that we are allowed to consider the interaction potential and the dynamics as depending only on the average geometry of the molecules—rigid rotors approximation—, and not on the vibrational dynamics, making the whole computation scalable. If selection rules allow (e.g., molecules of $C_{\infty h}$ symmetry with no plane of symmetry perpendicular to the axis like CO or HCN), the pure rotational transitions serve as a proxy for the actual IR transitions (see e.g. Dumouchel et al. (2010); Green (1989); Luo et al. (2001)). For the case of molecules with $D_{\infty h}$ (e.g., with a plane of symmetry perpendicular to the axis like CO₂ or C₂H₂), the rotational selection rules differ from the vibrational selection rules. For CO₂, only even rotational levels exist for the vibrational ground state and only odd rotational levels exist for the asymmetric stretch first excited levels ($v_3 = 1$). We used these levels to compute pressure broadening for the P and R branches in the IR transition. Calculations by Rosenmann et al. (1988) show that there is practically no difference between the broadening of IR and Raman transitions of CO₂ for several different projectile molecules, and they also did not observe the vibrational dependence. (Note: “Target” and “projectile” molecules are standard denominations in scattering studies are respectively refer to the observed molecule—the target, and the bath molecule—the projectile, or broadener.) In general, in examining experimental data for linear molecules in the HITRAN database (Gordon et al. 2022; Tan et al. 2022; Hashemi et al. 2020), weak or no dependence on vibrational modes is typically observed for linear molecules.

4. RESULTS

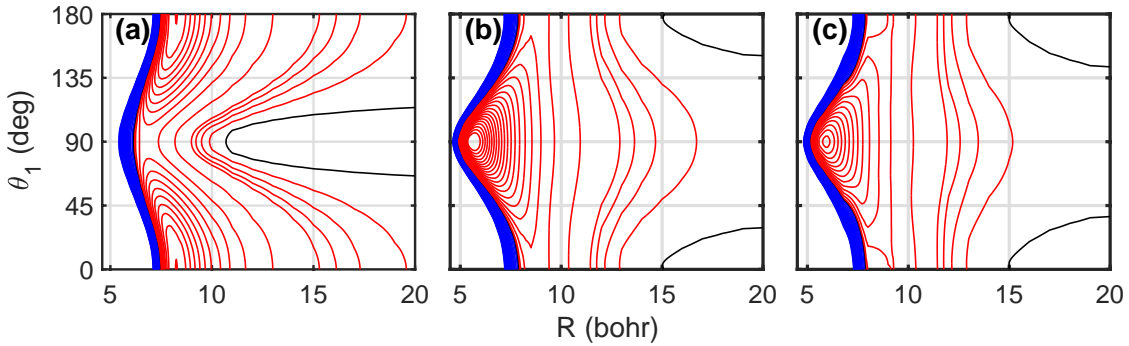


Figure 4. Three 2-dimensional cuts of the 4-dimensional interaction potential $\text{CO}_2\text{-H}_2$. Planar configurations: panel (a) : $\theta_2 = 0, \phi = 0$; panel (b) $\theta_2 = \pi/2, \phi = 0$; non-planar configuration: panel (c) $\theta_2 = \pi/2, \phi = \pi/2$. Blue lines represent positive values of the potential, red lines negative values, and the black lines zero values. Note that the potential is only asymptotically isotropic.

As previously mentioned, our goal via this proof-of-concept of a scalable *ab initio* framework for broadening-parameter generation is to reproduce the *only experimentally* known values (Hanson & Whitty 2014; Padmanabhan et al. 2014), measured at different temperatures.

The cross-sections $\sigma(E_{coll.}; m = -24)$ (elastic, inelastic, and pressure broadening, see appendix) were computed for about 100 collision energies, ranging from 10 to 1,500 cm^{-1} . We present our finding in Figure 5, which shows that the precision requirements are achieved. For 296 K, the theory ($\gamma_{\text{theo}} = 0.120 \text{cm}^{-1}/\text{atm.}$) slightly overshoots the experimental values, $\gamma_{\text{exp.}} = 0.112$ or $0.113 \text{cm}^{-1}/\text{atm.}$ The difference (6.9%) is better than the precision requirement defined in section 2. In Hanson & Whitty (2014), the temperature-dependent slope lacked error bars, and therefore should only be interpreted as an approximation.

5. DISCUSSION & CONCLUSION

5.1. Caveats and Previous State-of-the-art

Computations of the pressure broadening coefficients for the aforementioned transition (i.e. $m = -24$) are performed through a series of codes that enables a full quantum dynamical approach to the problem, with *no adjustable free parameter* (details in Appendix B). While the underlying theoretical framework was presented decades ago (e.g., Baranger 1958; Peach 1981; Green 1977), it is still able to provide accurate calculations today (Hutson & Le Sueur (2019); Jaïdane et al., in prep.). Indeed, while we assessed that a 10% precision of the line broadening parameters is required for state-of-the-art applications in exoplanetary sciences, we found that, for the transition computed, the agreement with existing measurements is well within this requirement ($\sim 7\%$). While our calculations do not reach the accuracy achieved by the Torun group, who also compute the non-Voigt parameters (e.g., Serov et al. 2021; Gancewski et al. 2021), our calculations are much faster

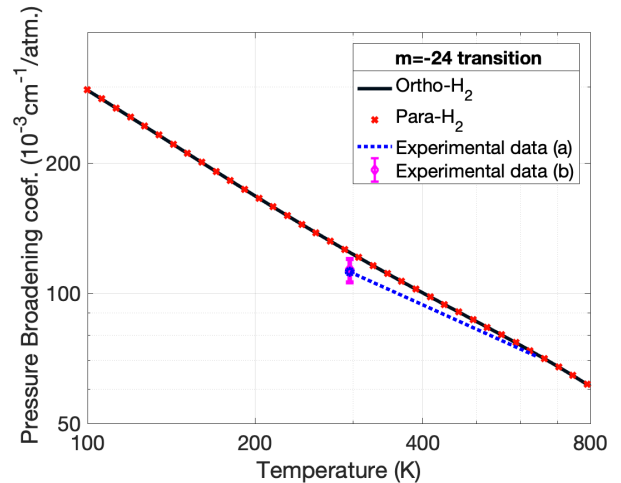


Figure 5. Theoretical pressure broadening coefficient $\gamma(T)$, for the $m = -24$ (P(24)) transition. The results for collisions with *ortho*- H_2 , $j_2 = 1$ is shown in black, for *para*- H_2 , $j_2 = 0$ in red. (a) Experimental point and temperature dependence from Hanson & Whitty (2014); these experiments were performed from 300K to 640K. (b) Experimental point from Padmanabhan et al. (2014).

(i.e., scalable) and can maintain a degree of accuracy required by atmospheric modeling applications.

Yet, a few remarks are in order. The calculated outputs for this particular transition (i.e. $m = -24$ transition) exhibit only a weak dependence on any input parameter (except for the convergence of the quantum base, which remains paramount). For example, the $\sigma_{PB}(E)$ function displays practically no structure nor dependence of the para or ortho character of H_2 . This is plausible due to particular aspects of the calculation. The occurrence of large quantum numbers included in the calculation significantly increases the number of channels (i.e. the quantum state during or after the collision), reduces the quantum interferences, and enables a semi-classical behavior of all the angular algebra (see Schaefer & Monchick (1987) and section B.4 in the appendix).

The complete *ab initio* computation of pressure broadening coefficients has been undertaken, mostly with atomic colliders (Thibault et al. 2000; Godard Paluet et al. 2022; Serov et al. 2021) but also molecules (Thibault et al. 2011; Wiesenfeld & Faure 2013). All these *ab initio* calculations only require physical inputs for the experimental geometry of the target and projectile molecules and their experimental rotational constants, possibly from ground and vibrational excited states. The actual dynamics of vibration (i.e., the full wave-function of a ro-vibrator) has not been included in the dynamics as the vibration plays more of a spectator role, as underlined by the very small cross-section that allows for vibrations to be excited or quenched (Wiesenfeld 2022).

5.2. Scalability

A fundamental advantage of the solution to the exoplanet opacity challenge presented here relates to its scalability. YUMI, our FORTRAN-based quantum scattering code, takes advantage of the CPU-architectures, in particular the extensive parallelism and memory hierarchies. The code has been optimized using an OPENMP framework, and streamlined for simultaneous multiple jobs submission leveraging toolkits such as LLTriple (Byun et al. 2015) developed for handling thousands of jobs in parallel. Our code performed at ~ 30 GigaFlops during the speed benchmark test performed in a MIT SuperCloud node, which consists of Intel(R) Xeon(R) Platinum 8260 CPU@2.40GHz with 48 cores. The current speed bottleneck is the matrix inversion required for solving Schrödinger equation (Jaïdane et al. in prep., see also Sec. B), which involves a recursive algorithm implemented from Ingemarsson & Gustafsson (2015), built on top of Intel’s MKL library. Our algorithm scales at $\mathcal{O}(N^{\sim 2.6})$, i.e. smaller than 3, with N , the matrix size. For $\text{CO}_2\text{-H}_2$, the typical matrix size is ~ 1000 , and the typical calculation takes less than ~ 1 hour for a single transition at a particular energy. For a single transition, such calculations needs to be performed roughly at 100 different energies, and for more complex molecules such as water, matrix sizes reach $\sim 10,000$. The related calculations would thus take ~ 400 times more computational time (i.e. ~ 2 weeks), significantly longer but still within our computational reach. Leveraging the symmetry within the molecule, GPUs, and possibly machine-learning techniques in future applications will further help us enhance the scalability of our approach.

5.3. Future Prospects

The results presented in this study provide a proof-of-concept for a scalable solution to a key limitation behind

the exoplanet opacity challenge, namely the modeling of broadening. While our application focuses on the data-scarce $\text{CO}_2\text{-H}_2$ collisional system due to its importance in most of the exoplanet spectra acquired with JWST and the scarcity of data available for the system, it can now be applied to the hundreds of other collisional systems of relevance for JWST and future missions.

While the $\text{CO}_2\text{-H}_2$ system could be investigated with sufficient funding and careful experimental works on an adequate timescale (~ 1 yr), it is just one collisional system out of thousands of molecules of relevance. Unfortunately, the measurements of broadening parameters with sufficient accuracy are challenging, and often rendered impractically complex and expensive due to safety issues (as a reminder, the primary targets of exoplanetary sciences remain hydrogen-rich high-temperature worlds). Therefore, the methodology presented here provides a timely and realistic approach to fulfilling the opacity needs of the exoplanet community, and helps pave the way toward robust atmospheric inferences reaching accuracy driven by the instrument itself (rather than opacity models).

Software: EMCEE (Foreman-Mackey et al. 2013), MOLPRO (Werner et al. 2015), Matlab, TIERRA (Niraula et al. 2022), YUMI (Jaïdane et al. in prep.)

ACKNOWLEDGEMENTS

JdW and LW thank the MIT Global Seed Funds and MIT-France for their support towards this study. NJ thanks Université Paris-Saclay for a visiting fellowship. IG and RH acknowledge NASA PDAR grant 80NSSC24K0080. LW and NJ thank Olivier Dulieu for fruitful discussions. LW, PN, and JdW thank Jeremy Kepner, Deborah Woods, and Cooper Loughlin for their insights regarding optimal deployment on supercomputers, scalability, etc. which will be pivotal in the next steps of this project. Part of these computations were performed on the Jean-Zay IDRIS-CNRS supercomputer, contract A0140810769. Other parts were computed on the MIT-Supercloud/Lincoln-MIT computers. The authors acknowledge IDRIS and the MIT SuperCloud and Lincoln Laboratory Supercomputing Center for providing resources (HPC, software expertise, database, consultation) that have contributed to the research results reported here.

APPENDIX

A. NOTATIONS

We used in this work the following conventions and notations:

Quantum numbers and spectroscopy: To avoid any ambiguity between commonly used notation for angular momenta, we use the following notation: j_1, j_2 , angular momentum resp. of the CO₂ or H₂ molecule; l , orbital angular momentum of the collision; J , total angular momentum of the collision (a conserved quantity for a collision). The running index m is defined as follows $m = -j_1''$ for P branch, $m = +j_1''$ for the Q branch, and $m = +j_1'' + 1$ for the R branch. Therefore for the transition studied here $m = -24$ corresponds to P(24). Primed and double primed quantities are lower and upper levels, respectively. If one looks at the HITRAN file for carbon dioxide they will see branch designation and the j_1'' value for unique identification.

Vibrational levels of CO₂ are given (in HITRAN notation) by $[v_1v_2l_2v_3q]$, where v_i are the three normal modes, i.e. symmetric stretch, bend, and asymmetric stretch, l_2 is the rotational vibration quantum number and q labels the levels of the same polyad.

Energy: Energies are defined as follows: (i) E is the total energy of the collision, (ii) collision energy $E_{coll.} = E - E_{\text{rotation}}(\text{CO}_2) - E_{\text{rotation}}(\text{H}_2)$.

B. QUANTUM DYNAMICS

Our aim is to compute pressure broadening coefficients for the 4.3 μ transition of ¹²C¹⁶O₂, that is the IR lines that correspond to $v_3'' = 1, j_1'' = j_1' \pm 1 \leftarrow v_3' = 0, j_1'$, broadened by collisions with H₂. We aim at a full quantum *ab initio* scheme, based on the close coupling (CC) formalism (Arthurs & Dalgarno 1960; Blatt & Biedenharn 1952; Baranger 1958). In order to do so, one needs successively: (i) a series of *ab initio* potential energy points $V(\mathbf{R}_n)$ describing the interaction of CO₂ with H₂ (\mathbf{R} , the 4 coordinates setting the geometry of CO₂ with respect to H₂); (ii) a fit of these $V(\mathbf{R}_n)$ points onto a suitable functional form valid; (iii) solving the quantum dynamical equation of the collision, in order to get the S-matrix connecting the entrance and outgoing channels of the collision (usually, solving the Schrödinger equation); (iv) from the knowledge of the S-matrix, constructing the pressure broadening cross-sections and rate coefficients. This section describes the details of all four steps.

B.1. Potential Energy *ab initio* points

We compute the pressure broadening by H₂ of Infra-Red transitions of CO₂. Hence, it would seem sensible to allow for CO₂ vibrational modes to be included in the Potential Energy Surface (PES). However, vibrational motion influences very weakly the pressure broadening coefficients (Gordon et al. 2022; Tan et al. 2022), at least in the temperature regimes that we aim at, $50 \leq T \leq 1000$ K. Note that the same does *not* seem to be true for line shifts. We are thus entitled to restrain our computations to rigid body interaction. We use the ground state vibrational averaged geometries for CO₂ and H₂, with $r(\text{CO}) = 2.1944$ bohr (Godard Palluet et al. 2022) and $r(\text{HH}) = 1.44836$ bohr (Sahnoun et al. 2020). The PES has 4 degrees of freedom, namely, the R distance between the center of masses of the two molecules, the θ_1 and θ_2 angles that describe the orientation of the two linear molecules with the intermolecular axis and ϕ , the dihedral angle, see figure B1.

In the vibrational ground state, both molecules display $D_{\infty h}$ symmetry; the ground state intermolecular PES must reflect these symmetries. With the geometry defined in figure B1, the whole PES is described by $0 \leq \theta_1 < \pi$, $0 \leq \theta_2 < \pi/2$, and $0 \leq \phi < \pi/2$.

As the atoms are relatively light, and as we have to deal with 22 electrons only (among those, 6 core electrons), it is possible to compute the PES in multiple ways, of various precision. This allows us to study the influence of the PES precision on the observables, elastic and inelastic cross-sections, and pressure broadening rate coefficients in particular.

B.1.1. *Ab initio* quantum chemical computations

The interaction energy is computed via the super-molecule approach, including systematically the basis set superposition errors (BSSE, (Kodrycka & Patkowski 2019), see also our previous works (Khalifa et al. 2019; Sahnoun et al.

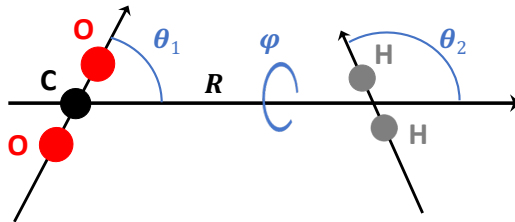


Figure B1. The 4 degrees of freedom (R , θ_1 , θ_2 , ϕ) of the CO₂-H₂ complex, in the rigid bodies approximation.

2018) for a detailed description). All computations are performed at the CCSD(T) level, with the 2020 version of the MOLPRO code [Werner et al. \(2015\)](#). The interaction energy is defined as:

$$E_{\text{interaction}}^{AB} = E_{\text{Dimer } AB}^{AB} - E_{\text{Monomer } A}^{AB} - E_{\text{Monomer } B}^{AB} \quad , \quad (\text{B1})$$

were the superscript AB denotes the full molecular basis $A \oplus B$, $A \equiv \text{CO}_2$ and $B \equiv \text{H}_2$.

In order to evaluate the precision needed for computing elastic and inelastic cross-section for the collision CO₂ - H₂, we used four precision levels for computing the interaction (all described in the documentation of Molpro, ([Werner et al. 2015](#)): (1) basis set aug-cc-pVTZ (denoted in the following by **avtz**), alongside with a bonding function center ([Shaw & Hill 2018](#)) at 2/3 of the distance between the center of mass of H₂ and the nearest atom of the CO₂ molecule (The PES depends very weakly to the actual position of the bonding function, as long as it is not too nearby any actual atom). (2) The same formalism but with a basis set aug-cc-pVQZ (denoted in the following by **avqz**). (3) An extrapolation to the complete basis set, with the **avtz** and **avqz** values at each *ab initio* point, and an extrapolation formula ([Varandas 2021](#)):

$$V_{\text{cbs}} = \frac{3^3 \cdot V_{\text{avtz}} - 4^3 \cdot V_{\text{avqz}}}{3^3 - 4^3} \quad (\text{B2})$$

The *ab initio* PES obtained via formula (B2) is called hereafter **avcbs**.

The last formalism (4) is the so-called ‘gold standard’, widely used for computing intermolecular interaction, the CCSD(T)-F12a formalism ([Kodyrcka & Patkowski 2019](#)). We used exclusively the **avqz** basis for this computation (even if **avtz** could yield very similar results). Using a bonding function proved unreliable and was not used. We noted the well-known problem of size inconsistency of the explicitly correlated F12 family of methods. We duly subtracted the value of the interaction at infinity (here, 50 bohr), which was isotropic within less than 1%.

Some points (see below) were computed at the aug-cc-pV5Z level (**av5z**), in order to have some hints of the convergence of the PES, on the one hand, and to see if the CCSD(T)-F12 methods are reliable, especially so for overshooting the minimum of the PES. Results around the different stationary points are shown in table B1. As briefly explained beforehand, convergence at the wave-number scale is essentially achieved for **av5z** and the more economical **avcbs**. **avqz** method with the F12 acceleration slightly overshoots the values, and **avtz** method is clearly less precise. However, all methods agree one with another within 4-5% and with the earlier computation of [Li et al. \(2010\)](#).

B.2. Geometries and fit

While some formalism allows for computing the PES with a limited number of points ([Ben Khalifa et al. 2020](#); [Ajili et al. 2022](#)), we decided to compute the PES on a dense grid of *ab initio* points, like we did repeatedly in previous cases, like [Sahnoun et al. \(2020\)](#); [Valiron et al. \(2008\)](#); [Rist & Faure \(2012\)](#); [Khalifa et al. \(2020\)](#). To summarize, we compute *ab-initio* points for 500 sets angles $\{\theta_1, \theta_2, \phi\}$ per distance R . These angles are randomly chosen with $0 \leq \theta_{1,2} < \pi$ and $0 \leq \phi < 2\pi$. In doing so, we do not impose the $C_{\infty h}$ symmetries of H₂ and CO₂. The subsequent fit of the potential should reveal the symmetries (see below). We computed the potential for 29 distances, between 4.20 bohr and 50.00 bohr. Note that the random set of angles is the same for each distance, facilitating the fit.

We fit the PES distance by distance, with the following formula adapted from [Green \(1975\)](#).

$$V(R, \theta_1, \theta_2, \phi) = \sum_{l_1, l_2, L} V_{l_1, l_2, L}(R) X_{l_1, l_2, L}(\theta_1, \theta_2, \phi) \quad (\text{B3})$$

Method	avtz	avqz	av5z	avcbs	avqz-F12	Li et al. (2010)
R_{\min} (bohr)	5.63	5.605	5.5875	5.595	5.585	5.612
V_{\min} (cm ⁻¹)	-215.5	-219.59	-221.97	-222.65	-224.77	-219.65

Table B1. Minimum V_{\min} of the CO₂-H₂ potential energy surface, at intermolecular distance R_{\min} . The geometry is always $\theta_1 = 90^\circ$, $\theta_2 = 90^\circ$ and $\phi = 0^\circ$. The partial **av5z** computations are included. Note that our computations are at average ground state geometries and Li et al. (2010) are at equilibrium geometries.

with the angular functions X equal to :

$$X_{l_1, l_2, L}(\theta_1, \theta_2, \phi) = \frac{2}{(4\pi)^{3/2}} (-1)^{(l_1 - l_2)} \left\{ \begin{pmatrix} l_1 & l_2 & L \\ 0 & 0 & 0 \end{pmatrix} \mathcal{P}_{l_1 0}(\theta_1) \mathcal{P}_{l_2 0}(\theta_2) \right. \\ \left. + \sum_{m=1}^{\min(l_1, l_2)} 2(-1)^m \left[\begin{pmatrix} l_1 & l_2 & L \\ m & -m & 0 \end{pmatrix} \mathcal{P}_{l_1 m}(\theta_1) \mathcal{P}_{l_2 m}(\theta_2) \cos(m\phi) \right] \right\} \quad (\text{B4})$$

with $(l_1 + l_2 + L)$ even and $\begin{pmatrix} \dots \\ \dots \end{pmatrix}$ are Wigner 3- j symbols. The normalization is:

$$\int_0^\pi \mathcal{P}_{lm}(\theta) \mathcal{P}_{l'm}(\theta) \sin \theta d\theta = \delta_{ll'} \quad (\text{B5})$$

We took great care to have the same expansions and normalizations of the angular functions $\mathcal{P}_{lm}(\theta)$ in this expansion and in the scattering code. To avoid any confusion, the explicit relations between the $\mathcal{P}_{lm}(\theta)$ functions, the associated Legendre functions, and the spherical harmonics are given in Zare (1988), section 1.3.

We tried three bases for the fit, indexed by the the maximum allowed values of the l_1, l_2 and L indices in equation (B3), the so called :

- (i) *precise* expansion, with $l_1 \leq 24$, $l_2 \leq 6$, and $L \leq 26$, resulting in 158 terms in the expansion (B3). Because of limited relevance, not all terms allowed by angular algebra are included.
- (ii) *intermediate* expansion, with $l_1 \leq 20$, $l_2 \leq 4$, and $L \leq 22$, resulting in 76 terms.
- (iii) *imprecise* expansion with $l_1 \leq 20$, $l_2 \leq 2$, and $L \leq 22$, resulting in 38 terms.

In all cases, only even values of angular momenta are allowed, because of the symmetries of the molecules.

B.2.1. Potential surface

We computed all 12 combinations {basis set} \times {fit precision}, even if some combinations make little sense. For the *precise* fit, comparison of some stationary points of the $V(R, \theta_1, \theta_2, \phi)$ potential functions are given in Table B1. Figure B2 depicts errors in the fit for the three levels.

B.3. Dynamics

In order to solve for the S- matrix characterizing the scattering, we resorted to the well-documented time-independent close-coupling (CC) formalism (see e.g. Arthurs & Dalgarno (1960); Hutson & Le Sueur (2019); Alexander et al. (2023)). In order to accelerate computations and take advantage of the large memory available for each computing core, as well as of the massive now possible on modern supercomputers, we used a new home-written CC code. The main differences between the widely available MOLSCAT code and the present one are the native use of OpenMP capabilities - readily extensible to GPU-based OpenACC capabilities¹, as well as memory management capable to take full advantage of the hierarchy of RAM in the cores and the nodes. A full description of the code will be available in a future publication.

¹ <https://www.openacc.org>

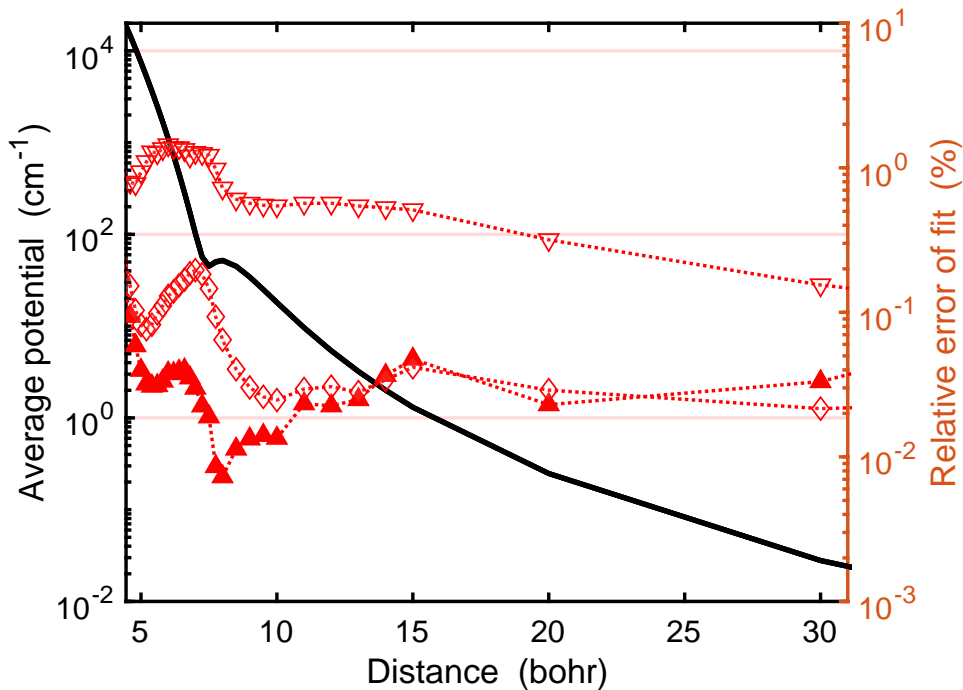


Figure B2. Different fits of the *ab initio* potential. The angle averaged absolute value potential, thick black line. Relative fit errors in red, scale on the right. Precise fit, filled upper triangles; intermediate fit, open diamonds; imprecise fit, empty lower triangles.

B.3.1. Cross-sections

Once S or T matrices are available, it is simple to sum up all relevant contributions and get the elastic/inelastic cross-sections at a given collision energy, $\sigma_{ij}(E_{coll})$, with $i \geq j$. These computations are much more sensitive to the

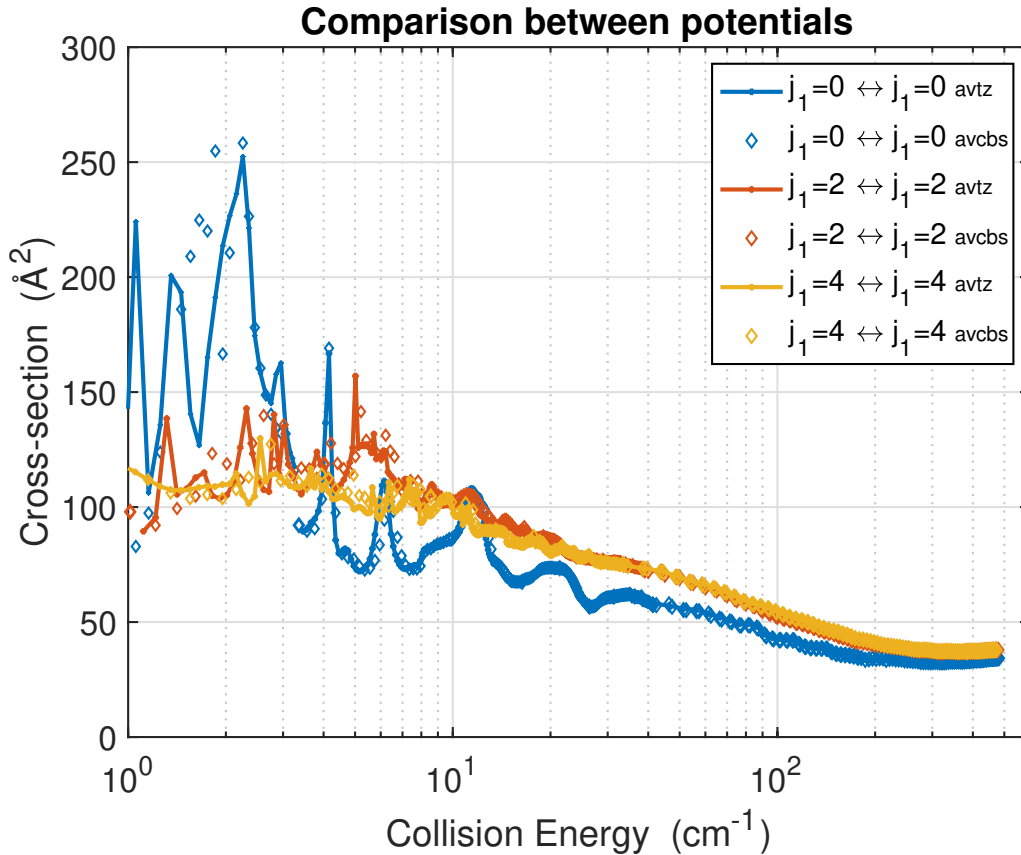


Figure B3. Comparison between two *ab initio* bases, the less precise (avtz basis), continuous line, and the most precise (avcbs), diamonds. Large fit, with 156 terms. Elastic cross-sections for the collision CO_2 – *ortho* H_2 . j_1 is the CO_2 rotational quantum number, and $v_3 = 0$.

details of the PES than their pressure broadening counterpart, as the next section will show. An example of the sensitivity to PES precision is given in figure B3.

B.4. Pressure Broadening computation

The knowledge of the S or T matrices allows for the computing of the collision energy dependent pressure broadening $\sigma_{j_1'' v_3'' \leftarrow j_1' v_3'}(E_{PB})$. The formalism dates from Baranger (1958) and Schaefer & Monchick (1987).

The full analytical formula, eq.(1) of (Schaefer & Monchick 1987) was used in order to compute $\sigma_{PB}(E_{coll})$, for the transition $v_3'' = 0, j_1'' = 24 \leftarrow v_3' = 1, j_1' = 25$, at about 100 different collision energies E_{coll} . The degeneracy factor $(2j_2' + 1)$ was taken into account, see remarks in Green (1975); Wiesenfeld & Faure (2013). At each energy, 4 events were computed: collision with H_2 , $j_2 = 0$, $j_1' = 24$ or 25 , and the same with H_2 , $j_2 = 1$. Results are presented subsection B.4. The remarkable smoothness of the results contrasts with the multiple resonances observed in elastic cross-sections, like figure B3.

It must be underlined, though, that neither the smoothness of results nor the similarity of *ortho*- and *para*- H_2 pressure broadening cross-sections need to remain true for all regimes. Because of the presence of high angular momentum for CO_2 , the collision studied here has a marked semi-classical character, witnessed by the behavior of $3 - j$ and $6 - j$ symbols. The behavior at low j_1 is expected to be much more quantum-like, as was observed repeatedly, for quadrupole dominated-collision e.g. Thibault et al. (2011), and even more so, for dipole-dominated collision Mengel et al. (2000); Drouin & Wiesenfeld (2012). From the knowledge of the $\sigma_{PB}(E_{coll})$, sections, we define the Maxwell-averaged cross-

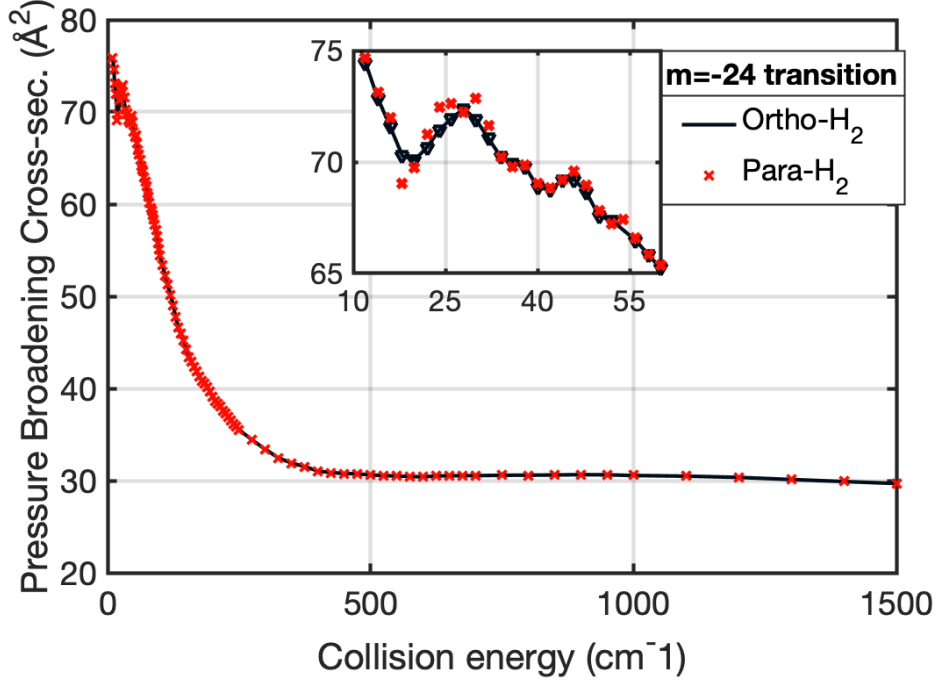


Figure B4. Pressure broadening cross-sections for the collision $\text{CO}_2\text{-H}_2$, $\sigma_{PB}(E_{coll})$. Ortho and para H_2 yield very similar results, except at very low energies (see inset).

section and pressure broadening coefficient in the usual manner:

$$\sigma_{PB}(T) = \frac{1}{(k_B T)^2} \int_0^\infty \sigma_{PB}(E_{coll}) E_{coll} e^{(-E_{coll}/k_B T)} dE_{coll}. \quad (\text{B6})$$

$$\gamma(T) = \frac{\bar{v} \sigma_{PB}(T)}{2\pi k_B T} \quad (\text{B7})$$

where the kinetic average relative speed is $\bar{v} = \sqrt{8k_B T / \pi M}$, M being the reduced mass of the collisional system.

B.4.1. Precision analysis

Given the acceptable error for retrievals (of the order of $\pm 10\%$), we found it useful to compare the results shown in figures B.4 and 5 with alternative methods, more economical in computer time.

The first test we made was to apply the Random-Phase Approximation (RPA) to the $\sigma_{PB}(E_{coll})$ computations, neglecting all interferences terms between the different channels (Baranger 1958; Drouin & Wiesenfeld 2012a; Faure et al. 2013). It is known that this approximation (see e.g. the $\text{H}_2\text{O-H}_2$ case, (Faure et al. 2013)) is valid only for collision energies $E_{coll} \gg |V_{min}|$, the minimum value of the potential. For the deep potential we have here ($V_{min} \simeq -220 \text{ cm}^{-1}$, see section B1), this approximation should not be not valid, and was indeed tested as being way too imprecise.

The second series of tests tried to disentangle the necessity of precise quantum mechanical methods for determining the potentials and precise fits of the potential points. In order to shorten computation, we only computed $\sigma_{PB}(E_{coll})$, for $E_{coll} = 200 \text{ cm}^{-1}$ (about 300 K). Precision study is not expected to change significantly from a full-fledged $\gamma(T)$ computation, except for low temperature results, which are much more potentially dependent, because of the occurrence of scattering resonances (Drouin & Wiesenfeld 2012; Bergeat et al. 2020) (see figure B3). Remarkably, the $\sigma_{PB}(E_{coll})$ value does not change at the 0.1% level of precision for the different methods of computing the PES (avtz up to avcbs).

Changes in the fitting procedure precision do have a limited influence on the results, of at most 2%. Fits with very few coefficients may sometimes make the dynamics diverge, and lead to nonphysical results; a compromise is necessary.

However, it must be underlined that pressure shifts, inelastic and elastic cross-sections are much more sensitive to the details of the PES and fit. Also, there is now no indication if smaller values of $|m|$ behave the same way (Thibault et al. 2011). Consequently, all data aside from pressure broadening should be carefully analyzed for convergence, and influence of the vibrational motion. Recall also that the inelastic cross-sections averaged over the Maxwellian distribution of collision energy yield the population transfer rate coefficients, Arthurs & Dalgarno (1960); Roueff & Lique (2013), useful for level population determination.

The relative insensitivity of $\sigma_{PB}(E_{coll})$ (hence of $\sigma_{PB}(T)$) to the details of the quantum computation comforts the idea of scalability of this computational scheme, thanks to the possibility of using properly tailored computations. It may even be envisioned, for lower quality results, to resort to approximate quantum scattering dynamical methods, based on Born first or higher order methods, and resorting to specific tests to validate approaches. For high enough $|m|$ values, the insensitivity to the rotational state of H_2 halves the computing time. The question of classical simulation (Hartmann et al. 2018) of the dynamics is also to be carefully examined, from the point of view of precision and scalability. It must be recalled, though, that for lower values of j'_1 and j''_1 , some of the present conclusions do not hold as we remain in the quantum-dominated regime, where the whole quantum machinery must be performed.

REFERENCES

- Ajili, Y., Quintas-Sanchez, E., Mehnen, B., et al. 2022, PHYSICAL CHEMISTRY CHEMICAL PHYSICS, 24, 28984, doi: [10.1039/d2cp04101d](https://doi.org/10.1039/d2cp04101d)
- Alexander, M. H., Dagdigian, P. J., Werner, H. J., et al. 2023, Computer Physics Communications, 289, 108761, doi: [10.1016/j.cpc.2023.108761](https://doi.org/10.1016/j.cpc.2023.108761)
- Arthurs, A. M., & Dalgarno, A. 1960, Proceedings of the Royal Society of London Series A, 256, 540, doi: [10.1098/rspa.1960.0125](https://doi.org/10.1098/rspa.1960.0125)
- Baranger, M. 1958, Physical Review, 112, 855, doi: [10.1103/PhysRev.112.855](https://doi.org/10.1103/PhysRev.112.855)
- Batalha, N. E., Mandell, A., Pontoppidan, K., et al. 2017, PASP, 129, 064501, doi: [10.1088/1538-3873/aa65b0](https://doi.org/10.1088/1538-3873/aa65b0)
- Ben Khalifa, M., Quintas-Sánchez, E., Dawes, R., Hammami, K., & Wiesenfeld, L. 2020, Physical Chemistry Chemical Physics (Incorporating Faraday Transactions), 22, 17494, doi: [10.1039/D0CP02985H](https://doi.org/10.1039/D0CP02985H)
- Berardo, D., de Wit, J., & Rackham, B. V. 2024, ApJL, 961, L18, doi: [10.3847/2041-8213/ad1b5b](https://doi.org/10.3847/2041-8213/ad1b5b)
- Bergeat, A., Morales, S. B., Naulin, C., Wiesenfeld, L., & Faure, A. 2020, Physical Review Letters, 125, 143402
- Blatt, J. M., & Biedenharn, L. C. 1952, Reviews of Modern Physics, 24, 258, doi: [10.1103/RevModPhys.24.258](https://doi.org/10.1103/RevModPhys.24.258)
- Buldyreva, J., Brady, R. P., Yurchenko, S. N., & Tennyson, J. 2024, JQSRT, 313, 108843, doi: [10.1016/j.jqsrt.2023.108843](https://doi.org/10.1016/j.jqsrt.2023.108843)
- Byun, C., Kepner, J., Arcand, W. R., et al. 2015, IEEE Conf. on High Performance Extreme Computing
- Drouin, B., & Wiesenfeld, L. 2012, Physical Review A, 86, 022705, doi: [10.1103/PhysRevA.86.022705](https://doi.org/10.1103/PhysRevA.86.022705)
- Drouin, B., & Wiesenfeld, L. 2012a, Physical Review A, 86, 022705
- Drouin, B. J., & Wiesenfeld, L. 2012b, in 67th International Symposium on Molecular Spectroscopy, FA01
- Dumouchel, F., Faure, A., & Lique, F. 2010, MNRAS, 406, 2488, doi: [10.1111/j.1365-2966.2010.16826.x](https://doi.org/10.1111/j.1365-2966.2010.16826.x)
- Faure, A., Wiesenfeld, L., Drouin, B., & Tennyson, J. 2013, Journal of Quantitative Spectroscopy and Radiative Transfer, 116, 79
- Faure, A., Wiesenfeld, L., Drouin, B. J., & Tennyson, J. 2013, Journal of Quantitative Spectroscopy & Radiative Transfer, 116, 79, doi: [10.1016/j.jqsrt.2012.09.015](https://doi.org/10.1016/j.jqsrt.2012.09.015)
- Foreman-Mackey, D., Hogg, D. W., Lang, D., & Goodman, J. 2013, PASP, 125, 306, doi: [10.1086/670067](https://doi.org/10.1086/670067)
- Gancewski, M., Józwiak, H., Quintas-Sánchez, E., et al. 2021, The Journal of Chemical Physics, 155, 124307, doi: [10.1063/5.0063006](https://doi.org/10.1063/5.0063006)
- Godard Palluet, A., Thibault, F., & Lique, F. 2022, The Journal of Chemical Physics, 156, 104303, doi: [10.1063/5.0085094](https://doi.org/10.1063/5.0085094)
- Gordon, I. E., Rothman, L. S., Hargreaves, R. J., et al. 2022, JQSRT, 277, 107949, doi: [10.1016/j.jqsrt.2021.107949](https://doi.org/10.1016/j.jqsrt.2021.107949)
- Green, S. 1975, The Journal of Chemical Physics, 62, 2271–2277
- . 1977, Chemical Physics Letters, 47, 119, doi: [https://doi.org/10.1016/0009-2614\(77\)85320-7](https://doi.org/10.1016/0009-2614(77)85320-7)
- Green, S. 1989, The Journal of Chemical Physics, 90, 3603, doi: [10.1063/1.455819](https://doi.org/10.1063/1.455819)
- Guest, E. R., Tennyson, J., & Yurchenko, S. N. 2024, Journal of Molecular Spectroscopy, 401, 111901, doi: [10.1016/j.jms.2024.111901](https://doi.org/10.1016/j.jms.2024.111901)
- Hanson, R., & Whitty, K. 2014, Tunable Diode Laser Sensors to Monitor Temperature and Gas Composition in High-Temperature Coal Gasifiers, Tech. rep., Stanford University, doi: [10.2172/1222583](https://doi.org/10.2172/1222583)

- Hartmann, J.-M., Boulet, C., Brodbeck, C., et al. 2002, *Journal of Quantitative Spectroscopy and Radiative Transfer*, 72, 117, doi: [https://doi.org/10.1016/S0022-4073\(01\)00058-9](https://doi.org/10.1016/S0022-4073(01)00058-9)
- Hartmann, J.-M., Tran, H., Armante, R., et al. 2018, *Journal of Quantitative Spectroscopy & Radiative Transfer*, 213, 178, doi: [10.1016/j.jqsrt.2018.03.016](https://doi.org/10.1016/j.jqsrt.2018.03.016)
- Hashemi, R., Gordon, I. E., Tran, H., et al. 2020, *JQSRT*, 256, 107283, doi: [10.1016/j.jqsrt.2020.107283](https://doi.org/10.1016/j.jqsrt.2020.107283)
- Hutson, J. M., & Le Sueur, C. R. 2019, *Computer Physics Communications*, 241, 9, doi: [10.1016/j.cpc.2019.02.014](https://doi.org/10.1016/j.cpc.2019.02.014)
- Ingemarsson, C., & Gustafsson, O. 2015, in 2015 European Conference on Circuit Theory and Design (ECCTD), 1–4, doi: [10.1109/ECCTD.2015.7300068](https://doi.org/10.1109/ECCTD.2015.7300068)
- Khalifa, M. B., Sahnoun, E., Wiesenfeld, L., et al. 2020, in *Journal of Physics: Conference Series No. 13*, IOP Publishing, 132048
- Khalifa, M. B., Wiesenfeld, L., & Hammami, K. 2019, *Physical Chemistry Chemical Physics*, 21, 9996
- Kodrycka, M., & Patkowski, K. 2019, *The Journal of Chemical Physics*, 151, 070901, doi: [10.1063/1.5116151](https://doi.org/10.1063/1.5116151)
- Li, H., Roy, P.-N., & Le Roy, R. J. 2010, *JChPh*, 132, 214309, doi: [10.1063/1.3428619](https://doi.org/10.1063/1.3428619)
- Luo, C., Wehr, R., Drummond, J., et al. 2001, *JOURNAL OF CHEMICAL PHYSICS*, 115, 2198, doi: [10.1063/1.1383049](https://doi.org/10.1063/1.1383049)
- Madhusudhan, N., Sarkar, S., Constantinou, S., et al. 2023, *The Astrophysical Journal Letters*, 956, L13, doi: [10.3847/2041-8213/acf577](https://doi.org/10.3847/2041-8213/acf577)
- Mengel, M., Flatin, D. C., & De Lucia, F. C. 2000, *The Journal of Chemical Physics*, 112, 4069, doi: [10.1063/1.480956](https://doi.org/10.1063/1.480956)
- Ngo, N. H., Nguyen, H. T., Le, M. T., & Tran, H. 2021, *JOURNAL OF QUANTITATIVE SPECTROSCOPY & RADIATIVE TRANSFER*, 267, doi: [10.1016/j.jqsrt.2021.107607](https://doi.org/10.1016/j.jqsrt.2021.107607)
- Niraula, P., de Wit, J., Gordon, I. E., Hargreaves, R. J., & Sousa-Silva, C. 2023, *ApJL*, 950, L17, doi: [10.3847/2041-8213/acd6f8](https://doi.org/10.3847/2041-8213/acd6f8)
- Niraula, P., de Wit, J., Gordon, I. E., et al. 2022, *Nature Astronomy*, 6, 1287, doi: [10.1038/s41550-022-01773-1](https://doi.org/10.1038/s41550-022-01773-1)
- Padmanabhan, A., Tzanetakis, T., Chanda, A., & Thomson, M. J. 2014, *JQSRT*, 133, 81, doi: [10.1016/j.jqsrt.2013.07.016](https://doi.org/10.1016/j.jqsrt.2013.07.016)
- Peach, G. 1981, *Advances in Physics*, 30, 367, doi: [10.1080/00018738100101467](https://doi.org/10.1080/00018738100101467)
- Rackham, B. V., & de Wit, J. 2024, *AJ*, 168, 82, doi: [10.3847/1538-3881/ad5833](https://doi.org/10.3847/1538-3881/ad5833)
- Rist, C., & Faure, A. 2012, *J. Math. Chem.*, 50, doi: [10.1007/s10910-011-9821-8](https://doi.org/10.1007/s10910-011-9821-8)
- Rosenmann, L., Hartmann, J. M., Perrin, M. Y., & Taine, J. 1988, 0, doi: [10.1364/AO.27.003902](https://doi.org/10.1364/AO.27.003902)
- Rothman, L. S., Gordon, I. E., Barber, R. J., et al. 2010, *JQSRT*, 111, 2139, doi: [10.1016/j.jqsrt.2010.05.001](https://doi.org/10.1016/j.jqsrt.2010.05.001)
- Roueff, E., & Lique, F. 2013, *Chemical Reviews*, 113, 8906, doi: [10.1021/cr400145a](https://doi.org/10.1021/cr400145a)
- Rustamkulov, Z., Sing, D. K., Mukherjee, S., et al. 2023, *Nature*, 614, 659, doi: [10.1038/s41586-022-05677-y](https://doi.org/10.1038/s41586-022-05677-y)
- Sahnoun, E., Wiesenfeld, L., & Hammami, K. 2020, *Journal of Physical Chemistry A*, 124, 3242, doi: [10.1021/acs.jpca.9b10499](https://doi.org/10.1021/acs.jpca.9b10499)
- Sahnoun, E., Wiesenfeld, L., Hammami, K., & Jaidane, N. 2018, *The Journal of Physical Chemistry A*, 122, 3004
- Schaefer, J., & Monchick, L. 1987, *The Journal of Chemical Physics*, 87, 171, doi: [10.1063/1.453612](https://doi.org/10.1063/1.453612)
- Selim, T., van der Avoird, A., & Groenenboom, G. C. 2023, *JChPh*, 159, 164310, doi: [10.1063/5.0174787](https://doi.org/10.1063/5.0174787)
- Serov, E. A., Stolarczyk, N., Makarov, D. S., et al. 2021, *Journal of Quantitative Spectroscopy & Radiative Transfer*, 272, 107807, doi: [10.1016/j.jqsrt.2021.107807](https://doi.org/10.1016/j.jqsrt.2021.107807)
- Shaw, R. A., & Hill, J. G. 2018, *Molecular Physics*, 116, 1460, doi: [10.1080/00268976.2018.1440018](https://doi.org/10.1080/00268976.2018.1440018)
- Tan, Y., Skinner, F. M., Samuels, S., et al. 2022, *ApJS*, 262, 40, doi: [10.3847/1538-4365/ac83a6](https://doi.org/10.3847/1538-4365/ac83a6)
- Thibault, F., Calil, B., Boisssoles, J., & Launay, J. M. 2000, *Phys. Chem. Chem. Phys.*, 2, 5404, doi: [10.1039/B006224N](https://doi.org/10.1039/B006224N)
- Thibault, F., Ivanov, S. V., Buzykin, O. G., et al. 2011, *JOURNAL OF QUANTITATIVE SPECTROSCOPY & RADIATIVE TRANSFER*, 112, 1429, doi: [10.1016/j.jqsrt.2011.02.011](https://doi.org/10.1016/j.jqsrt.2011.02.011)
- TRAPPIST-1 JWST Community Initiative, de Wit, J., Doyon, R., Rackham, B. V., et al. 2024, *Nature Astronomy*, 8, 810, doi: [10.1038/s41550-024-02298-5](https://doi.org/10.1038/s41550-024-02298-5)
- Triaud, A. H. M. J., de Wit, J., Klein, F., et al. 2023, *Nature Astronomy*, doi: [10.1038/s41550-023-02157-9](https://doi.org/10.1038/s41550-023-02157-9)
- Valiron, P., Wernli, M., Faure, A., et al. 2008, *JChPh*, 129, 134306, doi: [10.1063/1.2988314](https://doi.org/10.1063/1.2988314)
- Valiron, P., Wernli, M., Faure, A., et al. 2008, *The Journal of chemical physics*, 129, 134306
- Varandas, A. J. C. 2021, *International Journal of Quantum Chemistry*, 121, e26598, doi: <https://doi.org/10.1002/qua.26598>
- Werner, H.-J., Knowles, P. J., et al. 2010, *MOLPRO*, version , a package of ab initio programs
- Werner, H.-J., Knowles, P. J., Knizia, G., et al. 2015, *MOLPRO*, version 2015.1, a package of ab initio programs
- Wiesenfeld, L. 2022, *The Journal of Chemical Physics*, 157

Wiesenfeld, L., & Faure, A. 2013, *Monthly Notices of the Royal Astronomical Society*, 432, 2573

Yang, D., Xie, D., & Guo, H. 2021, *Journal of Physical Chemistry A*, 125, 6864, doi: [10.1021/acs.jpca.1c05237](https://doi.org/10.1021/acs.jpca.1c05237)

Zare, R. N. 1988, *Angular Momentum - Understanding Spatial Aspects in Chemistry and Physics* (New York: John Wiley)