

# Paraxial wave equation of light bundles: Gaussian beams and caustic avoidance

Nezihe Uzun\*

Center for Theoretical Physics, Polish Academy of Sciences, Al. Lotników 32/46, 02-668 Warsaw, Poland  
(Dated: September 10, 2024)

Infinitesimal light bundles on curved spacetimes can be studied via a Hamiltonian formalism, similar to the Newtonian paraxial rays. In this work, we assign a classical wave function to a thin null bundle and study its evolution equation. This is achieved via the usage of the Schrödinger operators within a procedure analogous to the one in the semi-classical regime of quantum mechanics. The correspondence between the metaplectic operators and the symplectic phase space transformations of the geodesic deviation variables is at the core of our method. It allows for the introduction of unitary operators. We provide two solutions of the null bundle wave function which differ by their origin: (i) a point source, and (ii) a finite source. It is shown that while the former wave function includes the same information as the standard thin null bundle framework, the latter is a Gaussian beam. The Gaussianity of the intensity profile of our beam depends on the spacetime curvature and not on the random processes. We show that this beam avoids the caustics of an instantaneous wavefront. Our results are applicable for any spacetime and they can be used to model light propagation from coherent sources while averting the mathematical singularities of the standard thin null bundle formalism. This is especially relevant when estimating cosmological distances in a realistic inhomogeneous universe.

## I. INTRODUCTION

Finding exact solutions of Maxwell's equations defined on a generic, curved spacetime is known to be a formidable task. One often studies light propagation in its geometric optics limit within astrophysical and cosmological applications. Essentially, this is a good-enough approximation as the characteristic length scales in cosmos are much larger than the typical wavelength of light.

On the other hand, geometric optics limit fails to operate at caustics. In that case, one needs to go beyond the ray picture in order to propagate light, estimate brightnesses and calculate distances. Accordingly, many studies have been introduced in the literature for the last few decades that go beyond the geometric optics limit and which focus on the wave properties of fields<sup>1</sup> on curved spacetimes [2–11].

In the current work, we provide a recipe to study wave-like effects of light in order to avoid caustics. This is different in construction when compared to the aforementioned studies. Mainly, we focus on the geometry of null congruences rather than individual null geodesics. This choice follows from the fact that physically meaningful quantities such as distances, brightnesses or image distortions are defined in a covariant manner only via null bundles in general relativity. In addition, we focus on the Gaussian beams which are studied only by a few in the context of field propagation on curved spacetimes (cf. [12, 13]).

Caustics in general relativity can be studied in two main categories regarding the global or local properties of wavefronts [14]: (i) null cone caustics, (ii) thin null bundle caustics. The former are relevant when one studies the set of *all* points where a lightlike submanifold of a spacetime ceases to be an immersed submanifold [15]. The latter are relevant for our current work in which the main focus is on *instantaneous wavefronts* and the geodesic deviation equation of thin null bundles. What we would like to highlight here is that the existence of caustics is usually neglected in cosmological light propagation calculations with only a few exceptions. For example, previously, it was argued that sources at high redshifts are expected to be demagnified due to the effects of caustics [16–19]. As a result of this, the angular diameter distances are expected to be different than the one of the standard homogeneous and isotropic cosmological model. In [20], the authors estimated light caustics to be in the order of around  $10^{22}$  on the past null cone until the surface of last scattering within a realistic, inhomogeneous universe. The main outcome of that study was that with the inclusion of caustics, the all-sky-average of the angular diameter distance is estimated to be higher by a significant amount when compared to the distance calculations in the standard cosmology. Also, when

In the current work, we suggest a method to calculate intensities and distances while avoiding the caustic singularities. Specifically, we focus on the *Gaussian beam* solutions which avoid the mathematical singularities of the standard light bundle propagation. Those solutions are sometimes referred to as *Gaussian wave packets* in the literature. However, in the current work, we reserve the two types of naming for different constructions. The reason for such a distinction will be more clear once we compare the works in the literature with ours.

In order to make the introduction coherent, we first re-

\* nuzun@cft.edu.pl

<sup>1</sup> The gravitational field can also be considered in this respect as in the linear regime, the propagation vectors of electromagnetic and gravitational waves follow null geodesics in the high frequency limit [1].

mind the geometric optics limit in Section I A. We summarize the Gaussian wave packet approximation that has already been used in the literature in Section I B. We believe the motivation and the methodology of our work, outlined in Section I C, can be better understood in relation to those works in the literature.

The synopsis of the rest of the paper is as follows. The text book preliminaries of the null bundle geometry and its evolution equations are presented in Section II in relation to the geodesic deviation equation. The current work is based on our previous work, [21], in which the phase space formulation of the observable null bundles was presented. We provide a brief summary of the aforementioned work in Section III. The main body of the paper starts at Section IV, in which the quantization techniques of the semi-classical physics is adopted to study the classical evolution of the null bundle wave function. This wave function obeys an equation similar to the Schrödinger equation and it is referred to as the *paraxial wave equation* in the Newtonian optics. The solution of the paraxial wave equation for a wave function initiated from a point source is presented in Section V. It is observed that the evolution equation of the wave function contains the same set of information as the standard thin null bundle evolution, in that case. In Section VI, we introduce the Gaussian beams as a solution of the paraxial wave equation which initiates from a small yet finite extend. We provide its geometric construction and prove its well-definedness. Comparison of the Gaussian beams with the point source bundles shows us that the equations of motion of the former is different than the ones of the latter by the gradient of an extra term which we refer to as the *wave potential*. This term is responsible for coupling of the amplitude of the wave with its phase and it vanishes once the point source limit is taken. The implications of our framework are discussed in Section VII. Those include caustic avoidance of the Gaussian beams and its effect on cosmological distances. Expansion of the current formalism to study generic wavefronts in relation to gravitational lensing studies are also discussed. We also provide Appendices A, B and C in order to make our paper self-contained. Finally, we conclude with Section VIII which is essentially a summary of the current work.

### A. Geometric optics limit

Let us consider a 4-dimensional spacetime manifold  $(M, g)$  where  $g$  is the Lorenzian metric with signature  $(-, +, +, +)$ . Let an associated covariant derivative operator be denoted by  $\mathcal{D}_\mu$  with respect to the spacetime coordinates  $x^\mu$ . We denote the inner product of two objects, with respect to the spacetime metric, via the angled brackets,  $\langle \cdot, \cdot \rangle$ . In order to denote 4-dimensional vectors in their abstract form, we use the over-arrow,  $\vec{\cdot}$ .

The Maxwell field is often studied by a method similar to the ones of Jeffreys [22], Wentzel [23], Kramers [24]

and Brillouin [25] (The JWKB method from thereon.). The main idea behind this method is to expand the electromagnetic field tensor (or the associated vector potential) with respect to a smallness parameter in order to find the approximate solutions of Maxwell's equations. When the smallness parameter is taken to be the wavelength of light, the leading order part of the solution is known as the geometric optics limit.

In order to show this explicitly, let us start with introducing the skew-symmetric electromagnetic field tensor,  $\mathcal{F}_{\mu\nu}$ . The Maxwell equations in curved spacetime are represented by the following set of equations,

$$\mathcal{D}_\beta \mathcal{F}^{\alpha\beta} = 0, \quad \text{with} \quad \mathcal{D}_{[\mu} \mathcal{F}_{\alpha\beta]} = 0, \quad (1)$$

in the absence of electromagnetic sources. Here, the square brackets in the second equality represent the anti-symmetrization operator. As the field tensor satisfies the Bianchi identity, it can be expressed by a locally exact form. This allows it to be represented in terms of a complex vector potential,  $\vec{\mathcal{A}}$ , i.e.,

$$\mathcal{F}_{\mu\nu} = \mathcal{D}_\mu \mathcal{A}_\nu - \mathcal{D}_\nu \mathcal{A}_\mu. \quad (2)$$

Substitution of eq. (2) in to eq. (1) under the Lorenz gauge<sup>2</sup>,  $\mathcal{D}_\mu \mathcal{A}^\mu = 0$ , results in the following wave equation

$$\mathcal{D}^\nu \mathcal{D}_\nu \mathcal{A}^\mu - R^\mu{}_\nu \mathcal{A}^\nu = 0, \quad (3)$$

where  $R_{\mu\nu}$  is the Ricci tensor. In order to reach the geometric optics limit via a JWKB-like method, one can start by assigning an *ansatz* for the Faraday tensor, for example,

$$\mathcal{F}^{\mu\nu} = \text{Re} \{ f^{\mu\nu} \exp i\mathcal{S}/\epsilon \} \quad \text{with} \quad f^{\mu\nu} = \sum_{n=0} \epsilon^n f_n^{\mu\nu}. \quad (4)$$

Here,  $\text{Re} \{ \cdot \}$  signals that one should take the real part of a given object and  $\epsilon$  is the so-called *smallness* or *book-keeping* parameter. When the ansatz (4) is substituted into Maxwell's equation, (1), the smallness parameter allows one to obtain a series solution order-by-order in an iterative manner for each value of  $n$ . Note that the tensor components  $f_{\mu\nu}$  can take complex values in general. However, the phase function  $\mathcal{S}$  that appears in eq. (4) is restricted to be *real*. Such a restriction results in the approximate solutions being represented by *locally plane waves*. The wave vector,  $\vec{k}$ , of such a locally plane wave is a gradient field of the phase function, i.e.,

$$k_\mu = \mathcal{D}_\mu \mathcal{S}. \quad (5)$$

Accordingly, the wave vector in the above is defined in the *real* domain. We will return to this fact in further

<sup>2</sup> Indeed, one also requires the harmonic condition,  $\mathcal{D}^\mu \mathcal{D}_\mu f = 0$ , in the gauge transformation  $\mathcal{A}_\nu \rightarrow \mathcal{A}_\nu + \mathcal{D}_\nu f$ , for an arbitrary function  $f$ , in order to fix a potential.

discussions of the current section. For now, let us emphasise that assigning an ansatz on the Faraday tensor allows one to directly obtain the gauge invariant solutions.

Alternatively, one can also start with assigning a similar ansatz for the electromagnetic vector potential,  $\vec{\mathcal{A}}$ . In that case, one needs to additionally impose the Lorenz gauge. Nevertheless, the solutions obtained through this alternative method is gauge invariant. For instance, let us consider the following ansatz for the vector potential,

$$\vec{\mathcal{A}} = \text{Re} \{ \vec{\alpha} e^{i\mathcal{S}} \}, \quad \text{with} \quad \vec{\alpha} = \sum_{n=0} \epsilon^n \vec{\alpha}_n. \quad (6)$$

Here,  $\mathcal{S}$  is again the real phase function and we neglect the tail terms. Substitution of the ansatz in eq. (6) into Maxwell's equation, (3), gives the following set of equations at the leading order approximation ( $n = 0$ ),

$$\langle \vec{k}, \vec{k} \rangle = 0, \quad \langle \vec{k}, \vec{\alpha}_0 \rangle = 0, \quad (7)$$

$$\mathcal{D}_\mu \mathcal{D}^\mu \alpha_0^\nu - R^\nu{}_\mu \alpha_0^\mu = 0, \quad \mathcal{D}_\mu \alpha_0^\mu = 0, \quad (8)$$

$$\mathcal{D}_{\vec{k}} \vec{\alpha}_0 = -\frac{1}{2} (\mathcal{D}_\mu k^\mu) \vec{\alpha}_0. \quad (9)$$

Then, in the geometric optic limit [1, 26–28],

- (i) The wave vector is null due to the first equality of eq. (7). In addition, as it is a gradient field, it satisfies

$$\mathcal{D}_{\vec{k}} \vec{k} = 0, \quad \text{with} \quad k^\mu = \frac{dx^\mu}{dv}. \quad (10)$$

That is,  $\vec{k}$  is tangent to a real, null geodesic where  $v$  is the affine parameter that parameterizes the null curve.

- (ii) Polarization vector,

$$\vec{V} = \frac{\vec{\alpha}_0}{\alpha}, \quad (11)$$

is *transverse* to the propagation vector  $\vec{k}$  due to the second equality in eq. (7). Here, we denote  $\alpha = \langle \vec{\alpha}_0, \vec{\alpha}_0 \rangle^{1/2}$ .

- (iii) Due to eq. (8), the leading order part of the solution,  $\vec{\alpha}_0$ , satisfies the Lorenz gauge condition and the same wave equation as  $\vec{\mathcal{A}}$  does. Note that the information about the curvature of the underlying, generic, spacetime manifests itself not only through the covariant derivative operator but also through the Ricci tensor in eq. (8).

- (iv) The squared amplitude of the wave obeys

$$\mathcal{D}_\mu (\alpha^2 k^\mu) = 0, \quad (12)$$

due to the *locally* conserved photon flux density,  $\vec{j} \propto \alpha^2 \vec{k}$ .

- (v) Polarization vector  $\vec{V}$  in eq. (11), is parallel propagated throughout the propagation, i.e.,

$$\mathcal{D}_{\vec{k}} \vec{V} = 0, \quad (13)$$

due to eqs. (9) and (12).

In addition,

- (vi) The electromagnetic stress–energy tensor,  $T_{\mu\nu}^{\text{EM}}$ , is approximated as the one of a null dust, i.e.,

$$T_{\mu\nu}^{\text{EM}} \propto \alpha^2 k_\mu k_\nu. \quad (14)$$

## B. Work in the literature: Gaussian wave packets near null geodesics

Investigation of wave equations on Lorentzian manifolds has been a long lasting problem and the complex JWKB-like methods are known to be the pillar of most of the existing methods [29]. When it comes to the Gaussian solutions obtained through such asymptotic techniques, Ralston's construction [30] is the most well-known one in the mathematics community in which the aim is to solve the massless scalar field wave equation,

$$\mathcal{D}_\mu \mathcal{D}^\mu \mathcal{A} = 0. \quad (15)$$

The idea behind this method is to consider a Gaussian wave ansatz rather than the locally plane wave ansatz outlined in the previous subsection. Namely, one first considers

$$\mathcal{A} = \left\{ \alpha e^{i\tilde{\mathcal{S}}} \right\}, \quad \text{with} \quad \alpha = \sum_{n=0} \epsilon^n \alpha_n. \quad (16)$$

Here,  $\epsilon$  represents the smallness parameter as before. In addition, both  $\alpha_n$  and  $\tilde{\mathcal{S}}$  are *complex* as opposed to the case of the locally plane wave ansatz in eq. (6). Then, one defines a bicharacteristic, whose projection on the spacetime is a null geodesic,  $\gamma(x^\mu(v))$ . The complex eikonal,  $\tilde{\mathcal{S}}$ , takes real values on the null geodesic and its complex part grows off the bicharacteristic. This allows one to have a decaying amplitude off the bicharacteristic if  $\tilde{\mathcal{S}}$  is restricted to satisfy

$$\text{Im} \{ \mathcal{D}_\mu \mathcal{D}_\nu \tilde{\mathcal{S}} \} > 0, \quad (17)$$

at the intersection of the null geodesic,  $\gamma$ , with the spatial sections of the spacetime.

The next curiosity is the long time behaviour of such solutions. In [12], Sbierski adopts the energy method of Morawetz [31] in order to study the Gaussian solutions of the scalar wave eq. (15). In our view, this is not a good starting point to estimate the Gaussian wave solutions of an electromagnetic field in general spacetimes due to the absence of the Ricci term and the scalar nature of the equation as opposed to Maxwell's equation in (3). Nevertheless, an energy function is assigned to the Gaussian wave packets via,

$$E = \int_\Sigma T_{\mu\nu} u^\mu n^\nu d\Sigma, \quad (18)$$

where  $T_{\mu\nu}$  is the stress–energy tensor of the field in question,  $\vec{u}$  is the observer 4–velocity,  $\Sigma$  corresponds to the spacelike hypersurfaces and  $\vec{n}$  is its normal vector. Clearly, this method requires the global hyperbolicity of the underlying spacetime. This is typical for many studies of partial differential equations defined on Lorentzian manifolds due to its relation to the Cauchy problem. Then, *approximate* Gaussian solutions of the wave equation is defined through the so–called energy function in eq. (18). For Gaussian wave packets,  $E \approx \langle \vec{u}, \vec{k} \rangle$  holds in some neighbourhood of the null geodesics where  $\text{Im}\gamma \cap \Sigma$  [12]. Here, we use  $\vec{k}$  to indicate the tangent vector of the null vector in question. In that case, the energy function,  $E$ , of the field is expected to remain in some relatively compact region of space similar to, for example, trapped surfaces or photon spheres of black holes in some finite time. Note that local conservation of the photon flux density in eq. (12) is *approximately* satisfied in that case.

In our view, one of the open questions in relation to Ralston’s method is the ontology of the bicharacteristics. Even though one can interpret its projection on the spacetime as a real null geodesic, the representation of its complex section is an open question. The study of generic, complex world lines on Lorentzian manifolds is a vast subject. Their physical interpretation seems to be relatively well understood only in Minkowski spacetime and there are only few studies regarding this issue [32–34].

We should also mention another method of construction of Gaussian wave packets on curved spacetimes, even though their physical representation is different than the of the Maxwell field. In [13], Torres *et al.* study the Gaussian beams of ocean waves in analogy with the gravitational waves. The reason we use the word “beam” here is that the authors use the locally plane ansatz rather than the Gaussian ansatz when defining the propagation path of the waves in question. Namely, they adopt the method of Popov [35] to define *complex rays*. Those rays are obtained from the Hamiltonian formulation of the geometric optics limit which starts from assuming a locally plane wave ansatz. In the end, a 1–dimensional Gaussian profile is assumed to represent a scalar field. This is obtained through assigning *complex initial conditions* on the Hamilton equations of the rays.

The method of Torres *et al.* is similar to our work due to the underlying Hamiltonian formulation. What is different between the two approaches is the level of coarse–graining while studying the field propagation. Torres *et al.* focus on single ray path and its Hamiltonian formulation whereas in the current work, we focus on the ray bundles and their phase space formulation. In this respect, we can summarize this section as the following. The work of Sbierski [12] seems to represent a more fine–grained picture and thus the author’s method capture genuine wave effects. As the work of Torres *et al.* incorporates complex rays defined through the locally plane wave ansatz, an additional level of coarse–graining is introduced. Our method here is the least granular among

them as it focuses on the behaviour of a collection of null geodesics rather than just one ray path.

### C. Current work: Gaussian beams with null bundles

In general relativity, physically meaningful quantities are obtained through the relative motion of test particles and the measurements are done at the observer’s local frame. When we make an observation on the sky, we receive information through a collection of light–like particles. This information resides on a null congruence rather than an individual geodesic. Therefore, in real life applications, light propagation is studied in a coarse–grained picture and it is the geodesic deviation equation of the bundle that represents the collective dynamics of a light beam.

When one speaks about the geodesic deviation equation in relativity one usually refers to its linear order approximation. To be more specific, connecting two curves requires the introduction of a bi–local object, i.e., a bi–vector that depends on two spacetime points. Only if the neighbouring geodesics are very close to each other, then one can take the local limit and assign a connecting vector to this bundle. In the end, the connecting vector is represented by a Jacobi field, i.e., it satisfies the leading order part of the geodesic deviation equation (See [36] for a detailed analysis.).

In a previous work [21], we studied observable thin null bundles via a Hamiltonian formalism. Starting from an action principle for the geodesic deviation vector, we showed that its dynamics can be studied on a reduced phase space. The phase space vector in question is constructed through the physically meaningful components of the geodesic deviation vector, i.e., its 2–dimensional projections on a local screen and the corresponding derivatives along the null propagation vector of the bundle. With this method, we were able to bring the problem of *thin null bundle* propagation to a form which is in complete analogy with the *paraxial limit* of the Newtonian optics.

In the standard literature of the paraxial Newtonian optics, there exists a symplectic matrix which transforms the initial transverse positions and the angles of a ray to their final values. One studies the properties of an optical device (or an inhomogeneous medium) through the properties of this transformation matrix. In our formalism [21], we also obtained a symplectic matrix which transforms the initial screen–projected deviation vector and its derivatives to their final values. One can study the optical properties of a spacetime, in analogy with optical devices, via this symplectic transformation matrix.

In the current work, we extend this analogy to study the wave–like effects of a null bundle. For this, we assign a classical wave function to the thin null bundle. Note that in the geometric optics limit, a congruence of light rays is represented by a null dust [26, 27], thus

we can assume that the wave function represents non-interacting light-like particles. In our framework, we use the correspondence between the symplectic matrices and the metaplectic operators [37–39]. This means that for every symplectic null bundle transformation matrix, there exists an integral kernel that transforms the initial wave function to a final one. The resultant wave function obeys a Schrödinger-like equation which is known as the *paraxial wave equation* in the Newtonian optics community.

We then obtain the Gaussian solutions of this equation. Similar to the paraxial Newtonian optics, we have two smallness “parameters” in our construction. First one is the wavelength of light,  $\lambda$ , as in the geometric optics regime. The second one is the width of the Gaussian beam. However, in our case, the latter can not simply be referred to as a parameter since it is obtained through the deviation vector,  $\vec{\xi}$ , of the null bundle as we will see in Section VI. It is a dynamical variable. In other words, with  $L$  being the characteristic length scale corresponding to the curvature of a spacetime, we have the following scale hierarchy

$$\lambda \ll |\vec{\xi}| \ll L \quad \forall v. \quad (19)$$

Here,  $v$  is the affine parameter that parametrizes the geodesics of the null bundle. We then develop a geometric set up in which Gaussian beams can be used to study the finite source effect in a relativistic context. Next, we show that those solutions avoid caustics, making the distance estimations possible beyond the singular points of the standard null bundle propagation approach.

We should emphasise that the method we propose here is not completely new. Rather, it has been known since the 1960s that the phase space quantization techniques can easily be adopted to paraxial optics to recover some of the wave behaviour of light in the classical regime [40]. What is new in the current work is the application of those techniques to light propagation in generic curved spacetimes.

In addition, as we will see in Section VI, the method we propose here essentially provides a technique to superpose null bundles without allowing them to interact. Meaning, (i) the null dust approximation of the electromagnetic stress-energy tensor is preserved (See item (vi) of Section I A.), (ii) the locally plane wave ansatz, that is associated with the null rays of the bundle, remains applicable. Moreover, the power contained in the bundle, i.e., intensity times the cross-sectional area, is conserved throughout the propagation similar to the case in the standard approach. In this respect, one can use our method to study the statistical nature of a null congruence of rays rather than to capture genuine wave effects. The latter seems to be more relevant for, for example, Sbierski’s method [12], which starts from the Gaussian ansatz for a null field and satisfies the local photon number conservation approximately (See Section I B.).

## II. PRELIMINARIES

In this section, we give a brief summary of the preliminaries required to follow the rest of the paper:

- (i) In Section II A, we set up the orthonormal frame of an observer adjusted for an observation on the sky.
- (ii) In Section II B, we introduce the connecting vector of a null bundle and present its evolution equation. We discuss the necessary condition to define an instantaneous wavefront consistently.
- (iii) In Section II C, we introduce the wavefront curvature matrix. Its relation to the deformation parameters of a null bundle and to the spacetime curvature is also presented.
- (iv) In Section II D, determination of the cross-sectional area of a null bundle in addition to the principal curvatures of the wavefront is outlined.
- (v) Finally, in Section II E, the relationship between the geodesic deviation variables of the null bundle, cosmological distances and the power conservation is summarized.

### A. The orthonormal tetrad and the screen basis

Let us consider an observer with a future directed 4-velocity,  $\vec{u} = d\vec{x}/d\tau$ , and a spacelike, outward directed line of sight vector,  $\vec{r} = d\vec{x}/d\ell$ , with

$$\langle \vec{u}, \vec{u} \rangle = -1, \quad \langle \vec{r}, \vec{r} \rangle = 1, \quad \langle \vec{u}, \vec{r} \rangle = 0. \quad (20)$$

Here, the proper time and the proper length are denoted by  $\tau$  and  $\ell$ , respectively. As discussed before, most observations on the sky are obtained through bundles of null geodesics in the geometric optics limit. We denote a null vector that is tangent to the central geodesic of the bundle as  $\vec{k}$ . In the geometric optics limit, it satisfies

$$k_\mu = \mathcal{D}_\mu \mathcal{S}, \quad \langle \vec{k}, \vec{k} \rangle = 0, \quad \mathcal{D}_{\vec{k}} \vec{k} = 0, \quad (21)$$

We assume that the null vector is past directed,  $\langle \vec{k}, \vec{u} \rangle > 0$ , and outgoing,  $\langle \vec{k}, \vec{r} \rangle > 0$ , such that it can be decomposed in the form

$$k^\alpha = -\omega (u^\alpha - r^\alpha). \quad (22)$$

The observed frequency of light,  $\langle \vec{k}, \vec{u} \rangle$ , is denoted by  $\omega$  here. The integral curves of  $\vec{k}$  are parametrized by an affine parameter,  $v$ , whose relation to the proper time and the proper length is given respectively by,

$$\omega dv = |d\tau| = |d\ell|. \quad (23)$$

In order to define an observer’s local screen in a consistent manner, one considers a dyad basis  $s_a^\alpha$  that spans a 2-dimensional, spacelike screen with  $\{a, b\} = \{1, 2\}$  and

$\langle \vec{s}_a, \vec{s}_b \rangle = \delta_{ab}$ . We assume that this basis is  $C^\infty$  along the null geodesics and it satisfies,

$$\langle \vec{u}, \vec{s}_a \rangle = 0, \quad \langle \vec{r}, \vec{s}_a \rangle = 0, \quad \mathcal{D}_{\vec{k}} \vec{s}_a = 0, \quad (24)$$

In the literature, a screen basis defined as in eq. (24) is known as the Sachs basis [14, 41]. It is defined uniquely, up to 2-dimensional rotations around the observation direction vector,  $\vec{r}$ .

Here, we set the local orthonormal frame of an observer. Note that it is straightforward to reverse the situation and set up another frame adopted by a source/emitter. In either of the cases, the geometric setting outlined in this section helps one to write the evolution equations of a null bundle with respect to observable quantities.

### B. Leading order part of the bundle deviation

The propagation properties of a light bundle are often studied via its connecting vector,  $\vec{\xi}$ . This vector is known to satisfy a geodesic deviation equation which follows as

$$\mathcal{D}_{\vec{k}} \mathcal{D}_{\vec{k}} \xi^\alpha = R^\alpha_{\vec{k}\vec{k}\vec{\xi}}. \quad (25)$$

Here,  $R_{\alpha\beta\mu\nu}$  is the Riemann curvature tensor. We assume that torsion is zero in this work. Within the setting of linear geodesic deviation, (25), the integrability conditions imply that  $\vec{k}$  and  $\vec{\xi}$  are Lie dragged along each other, i.e.,

$$\mathcal{D}_{\vec{k}} \vec{\xi} = \mathcal{D}_{\vec{\xi}} \vec{k}. \quad (26)$$

Condition (26) and eq. (25) guarantee that  $\langle \vec{k}, \vec{\xi} \rangle$  remains constant along  $\vec{k}$ . If this constant is chosen to be zero, then the deviation vector of the bundle and the tangent vector of the central null geodesic remain in orthogonal correspondence with each other, i.e.,

$$\langle \vec{k}, \vec{\xi} \rangle = 0. \quad (27)$$

This choice is equivalent to demanding that the instantaneous wavefront (intersection of a constant-phase surface of the field with the observer's 3-dimensional space) remains orthogonal to  $\vec{k}$ . In that case, one ensures that  $\vec{\xi}$  connects simultaneous events for the observer. In other words, the observed section of the infinitesimal wavefront is composed of rays which reach the observer simultaneously. This is a necessary condition to define a *beam* unambiguously [26]. Then, if eq. (27) is satisfied initially, then it is satisfied throughout the propagation due to eqs. (25) and (26).

This means that the deviation vector can be decomposed into components that are parallel and transverse to the propagation vector [14], i.e.,

$$\vec{\xi} = \xi^k \vec{k} + \vec{\xi}_\perp, \quad (28)$$

where  $\vec{\xi}_\perp$  spans the 2-dimensional spacelike screen space. In Sachs basis, it follows as

$$\vec{\xi}_\perp = \xi^1 \vec{s}_1 + \xi^2 \vec{s}_2, \quad (29)$$

where  $\xi^1$  and  $\xi^2$  are the dyad basis components of  $\vec{\xi}_\perp$ . From now on we denote the screen basis components of objects with bold letters. For example, we denote

$$\boldsymbol{\xi} := \begin{bmatrix} \xi^1 \\ \xi^2 \end{bmatrix}. \quad (30)$$

In the next subsection, we observe the relationship between the null bundle geometry and the wavefront curvature given through the deformation rate matrix. We also outline the matrix evolution equation for the wavefront curvature and its relation to the spacetime curvature.

### C. Wavefront curvature matrix and its Ricci evolution equation

The shape of a thin light bundle wavefront can be determined via the screen basis components of the deviation vectors introduced in the previous section. In order to show this, let us first consider the screen projection of the integrability condition given in eq. (26), and write

$$\langle \vec{s}_a, \mathcal{D}_{\vec{k}} \vec{\xi} \rangle = \langle \vec{s}_a, \mathcal{D}_{\vec{\xi}} \vec{k} \rangle, \quad (31)$$

in which  $\vec{s}_a$  is parallel propagated along the null bundle as in eq. (24) and  $\vec{\xi}$  is in normal correspondence with  $\vec{k}$  as in eq. (27). Then,

$$\mathcal{D}_{\vec{k}} \xi^a = \frac{d\xi^a}{dv} := \dot{\xi}^a = \langle \vec{s}_a, \xi^b \mathcal{D}_{\vec{s}_b} \vec{k} \rangle = \Gamma_{ab} \xi^b, \quad (32)$$

where we use the overdot to denote the standard derivative with respect to the affine parameter,  $v$ . Note that  $\mathcal{D}_{\vec{k}} \xi^a = \dot{\xi}^a$  holds as the dyad basis components act like scalars under the covariant derivative. Here,  $\Gamma_{ab}$  denote the components of the *deformation rate matrix*,

$$\boldsymbol{\Gamma} = \begin{bmatrix} \langle \vec{s}_1, \mathcal{D}_{\vec{s}_1} \vec{k} \rangle & \langle \vec{s}_2, \mathcal{D}_{\vec{s}_1} \vec{k} \rangle \\ \langle \vec{s}_1, \mathcal{D}_{\vec{s}_2} \vec{k} \rangle & \langle \vec{s}_2, \mathcal{D}_{\vec{s}_2} \vec{k} \rangle \end{bmatrix}. \quad (33)$$

Clearly, this matrix can also be called the *wavefront curvature matrix* of the bundle. Matrix  $\boldsymbol{\Gamma}$  can be decomposed into its symmetric and anti-symmetric parts. The symmetric part can be further decomposed into pure-trace and trace-free portions. Namely,

$$\boldsymbol{\Gamma} = \begin{bmatrix} \theta & 0 \\ 0 & \theta \end{bmatrix} + \begin{bmatrix} -\text{Re}\{\sigma\} & \text{Im}\{\sigma\} \\ \text{Im}\{\sigma\} & \text{Re}\{\sigma\} \end{bmatrix} + \begin{bmatrix} 0 & w \\ -w & 0 \end{bmatrix}, \quad (34)$$

where  $\theta$ ,  $\sigma = \text{Re}\{\sigma\} + i\text{Im}\{\sigma\}$  and  $w$  represent the expansion, the shear and the twist of the bundle respectively.

They are defined through,

$$\theta = \frac{1}{2} \left( \langle \vec{s}_1, \mathcal{D}_{\vec{s}_1} \vec{k} \rangle + \langle \vec{s}_2, \mathcal{D}_{\vec{s}_2} \vec{k} \rangle \right), \quad (35)$$

$$\text{Re}\{\sigma\} = \frac{1}{2} \left( \langle \vec{s}_2, \mathcal{D}_{\vec{s}_2} \vec{k} \rangle - \langle \vec{s}_1, \mathcal{D}_{\vec{s}_1} \vec{k} \rangle \right), \quad (36)$$

$$\text{Im}\{\sigma\} = \frac{1}{2} \left( \langle \vec{s}_1, \mathcal{D}_{\vec{s}_2} \vec{k} \rangle + \langle \vec{s}_2, \mathcal{D}_{\vec{s}_1} \vec{k} \rangle \right), \quad (37)$$

$$w = \frac{1}{2} \left( \langle \vec{s}_2, \mathcal{D}_{\vec{s}_1} \vec{k} \rangle - \langle \vec{s}_1, \mathcal{D}_{\vec{s}_2} \vec{k} \rangle \right). \quad (38)$$

Note that the twist term,  $w$ , in eq. (38) is a zero due to the geometric optics approximation. Namely,  $k_\mu = \mathcal{D}_\mu \mathcal{S}$  is a gradient field and a null bundle with its central ray represented by such a gradient field is twist-free. Therefore,  $\mathbf{\Gamma}$  is a *symmetric matrix*.

In order to obtain the evolution equation of  $\mathbf{\Gamma}$ , one first takes the derivative of eq. (32) along the null vector  $\vec{k}$ . Then, one gets

$$\ddot{\xi} = \left( \dot{\mathbf{\Gamma}} + \mathbf{\Gamma} \cdot \mathbf{\Gamma} \right) \xi. \quad (39)$$

Also, the screen basis components of the deviation equation, (25), can be written as,

$$\ddot{\xi} = \mathcal{R} \xi, \quad \text{with} \quad \mathcal{R}_{ab} := R_{\vec{s}_a \vec{k} \vec{s}_b}, \quad (40)$$

where  $\mathcal{R}$  is known as the *optical tidal matrix* in the literature [14, 42]. Comparison of eqs. (39) and (40) gives

$$\dot{\mathbf{\Gamma}} + \mathbf{\Gamma} \cdot \mathbf{\Gamma} - \mathcal{R} = \mathbf{0}, \quad (41)$$

which is a real, non-linear Riccati equation. Thus, eq. (41) is an evolution equation for the wavefront curvature matrix. We must emphasise that solving this Riccati equation is equivalent to solving the evolution equation for the screen basis components of the deviation vector due to eq. (39). Moreover, eq. (41) is also equivalent to the well-known Sachs optical equations

$$\begin{aligned} \dot{\rho} &= \rho^2 + |\sigma|^2 + \Phi_{00}, \\ \dot{\sigma} &= (\rho + \bar{\rho}) \sigma + \Psi_0. \end{aligned} \quad (42)$$

This is because of the fact that the decomposition in eq. (34) can be rewritten as,

$$\mathbf{\Gamma} = -\frac{1}{2} \begin{bmatrix} (\rho + \bar{\rho}) + (\sigma + \bar{\sigma}) & i(\sigma - \bar{\sigma}) + i(\rho - \bar{\rho}) \\ i(\sigma - \bar{\sigma}) - i(\rho - \bar{\rho}) & (\rho + \bar{\rho}) - (\sigma + \bar{\sigma}) \end{bmatrix}, \quad (43)$$

with the notation of the Newman-Penrose formalism<sup>3</sup>[43]. Here,  $\rho = -\theta + iw$  with  $w = 0$ , due to the

bundle being twist-free. The overbar denotes complex conjugation and

$$\mathcal{R} = - \begin{bmatrix} \Phi_{00} + \text{Re}\Psi_0 & -\text{Im}\Psi_0 \\ -\text{Im}\Psi_0 & \Phi_{00} - \text{Re}\Psi_0 \end{bmatrix}. \quad (44)$$

The real function  $\Phi_{00} = R_{\mu\nu} k^\mu k^\nu / 2$  is one of the Ricci scalars and the complex function  $\Psi_0 = C_{\mu\nu\alpha\beta} k^\mu m^\nu k^\alpha m^\beta$  is one of the Weyl scalars of the Newman-Penrose formalism. We denote the Ricci tensor by  $R_{\mu\nu}$  and the Weyl tensor by  $C_{\mu\nu\alpha\beta}$ . The relationship between the complex spatial vector,  $\vec{m}$ , of Newman and Penrose and our Sachs basis,  $\vec{s}_a$ , is given via  $\vec{m} = (\vec{s}_1 - i\vec{s}_2) / \sqrt{2}$ .

We can summarize the current subsection as the following. The wavefront curvature matrix,  $\mathbf{\Gamma}$ , is obtained through the deformation rate matrix of the null bundle. It is a symmetric matrix due to the underlying geometric optics approximation, i.e., due to the propagation vector being a gradient field. The evolution equation of  $\mathbf{\Gamma}$  is a real, non-linear Riccati equation which is equivalent to the screen projection of the geodesic deviation equation or the well-known Sachs optical equations. In the next subsection, we briefly outline the relationship between  $\mathbf{\Gamma}$  and the principal curvatures of the wavefront. A similar summary can be found in [14].

#### D. Cross-sectional area and the principal curvatures of the wavefront

The cross-sectional area,  $\delta\mathcal{X}$ , of a thin bundle is obtained through the solutions of the geodesic deviation vector aligned with the semi-major and the semi-minor axes of the cross-sectional ellipse. We denote those two solutions as,

$$\begin{bmatrix} \vec{Y}_+ \\ \vec{Y}_- \end{bmatrix} = \mathbb{D} \begin{bmatrix} \vec{e}_+ \\ \vec{e}_- \end{bmatrix}, \quad \text{with} \quad \mathbb{D} := \begin{bmatrix} |D_+| & 0 \\ 0 & |D_-| \end{bmatrix}, \quad (45)$$

where  $\{\vec{e}_+, \vec{e}_-\}$  is the unit basis aligned with the semi-major and semi-minor axes. The corresponding magnitude of the deviation vector components are denoted by  $|D_+|$  and  $|D_-|$ .

Note that the semi-major and the semi-minor axes of the cross-section of the bundle do not necessarily align with the Sachs basis. It is the latter one that we use in our calculations. Let us denote the angle between the Sachs basis,  $\{\vec{s}_1, \vec{s}_2\}$ , and the basis that is aligned with the semi-major and semi-minor axes of the cross-sectional ellipse,  $\{\vec{e}_+, \vec{e}_-\}$ , by  $\Theta$  so that those two bases are related to each other via a  $2 \times 2$  rotation matrix, i.e.,

$$\begin{bmatrix} \vec{s}_1 \\ \vec{s}_2 \end{bmatrix} = R(\Theta) \begin{bmatrix} \vec{e}_+ \\ \vec{e}_- \end{bmatrix}, \quad \text{with} \quad R(\Theta) := \begin{bmatrix} \cos \Theta & -\sin \Theta \\ \sin \Theta & \cos \Theta \end{bmatrix}. \quad (46)$$

Moreover, the evolution equations (39), hold not only for a solution  $\vec{\xi}_\perp$  but also for any other solution  $\vec{\xi}_\perp$  which

<sup>3</sup> Note that in this work we choose the signature of the metric to be  $(-, +, +, +)$ . Therefore, when compared to Newman and Penrose's original work [43], our spin coefficients and curvature scalars have an extra negative sign. Eventually, we are using the notation of [44].

is the screen projection of a geodesic deviation vector  $\vec{\xi}$  that satisfies the orthogonality condition,  $\langle \vec{\xi}, \vec{k} \rangle = 0$ , with the same initial conditions. With this, one can use any two arbitrary linearly independent solutions,  $\vec{\xi}_\perp$  and  $\vec{\xi}_\perp$ , to study the geometry of the cross section; instead of the solutions,  $\vec{Y}_+$  and  $\vec{Y}_-$ , aligned with the semi-major and the semi-minor axes [14]. The angle between those two

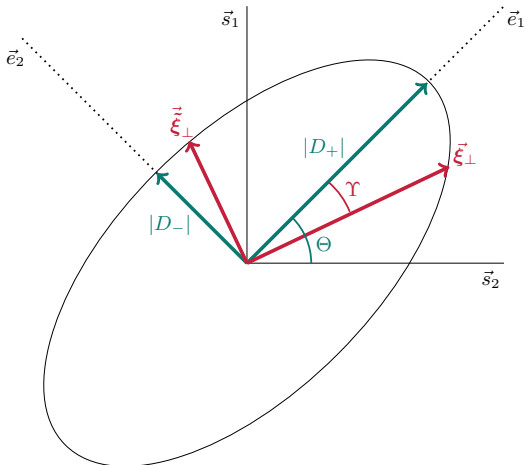


FIG. 1. Projected solutions of the geodesic deviation equation of a null bundle.

sets of vectors is represented by  $\Upsilon$  such that

$$\begin{bmatrix} \vec{Y}_+ \\ \vec{Y}_- \end{bmatrix} = R^{-1}(\Upsilon) \begin{bmatrix} \vec{\xi}_\perp \\ \vec{\xi}_\perp \end{bmatrix} = R^{-1}(\Upsilon) \mathbf{Q}^\top \begin{bmatrix} \vec{s}_1 \\ \vec{s}_2 \end{bmatrix}, \quad (47)$$

holds (See Fig. (1)). Here,  $\mathbf{Q}$  is a  $2 \times 2$  matrix which involves the Sachs basis components of  $\vec{\xi}_\perp$  and  $\vec{\xi}_\perp$ . That is,

$$\mathbf{Q} := \begin{bmatrix} \xi^1 & \tilde{\xi}^1 \\ \xi^2 & \tilde{\xi}^2 \end{bmatrix}. \quad (48)$$

The symbol  $\top$  indicates the transpose operator. Substituting eq. (46) into eq. (47) and equating the result to eq. (45) gives

$$\mathbf{Q} = R(\Theta) \mathbb{D} R^{-1}(\Upsilon). \quad (49)$$

The value of the cross-sectional area can now be obtained through two arbitrary linearly independent projected solutions via,

$$\delta\mathcal{X} := |D_+ D_-| = \det \mathbb{D} = \det \mathbf{Q}, \quad (50)$$

due to eqs. (45) and (49).

Similarly, the wavefront curvature matrix and the principal curvatures of the wavefront can be obtained through, any two linearly independent solutions. In order to show this, let us first define a  $2 \times 2$  matrix through the derivatives of the projected solutions of the geodesic deviation equation, i.e.,

$$\mathbf{P} := \dot{\mathbf{Q}} = \begin{bmatrix} \dot{\xi}_1 & \dot{\tilde{\xi}}_1 \\ \dot{\xi}_2 & \dot{\tilde{\xi}}_2 \end{bmatrix}. \quad (51)$$

Here, the overdot represents the standard derivative with respect to the affine parameter,  $v$ , as before. Now, recall that the wavefront curvature matrix is defined via eq. (32). Then,

$$\mathbf{\Gamma} := \mathbf{P} \mathbf{Q}^{-1}, \quad (52)$$

is another way of representing the wavefront curvature matrix. It can be written in terms of Sachs' optical scalars via eq. (33).

Previously, Kantowski gave an interpretation of the optical scalars by relating them to the wavefront curvature [45]. He proved that in the rest frame of the observer, the principal curvatures of a 2-dimensional surface that lies on the intersection of the null cone and the 3-space of the observer are given through<sup>4</sup>

$$\Lambda_+ = \theta + |\sigma| \quad \text{and} \quad \Lambda_- = \theta - |\sigma|. \quad (53)$$

Those principal curvatures can be obtained through the eigenvalue equation of the wavefront curvature matrix. Namely, as  $\mathbf{\Gamma}$  is symmetric it can be diagonalized through

$$\mathbf{\Gamma} = \mathbf{M} \mathbf{\Lambda} \mathbf{M}^{-1}, \quad (54)$$

where  $\mathbf{M}$  is the modal matrix of  $\mathbf{\Gamma}$  and  $\mathbf{\Lambda}$  is the eigenvalue matrix with  $\Lambda_+$  and  $\Lambda_-$  being its diagonal elements.

At this point, we should also emphasise the observer independence of the shape and the size of a null bundle. To be more specific, let us again consider any two solutions,  $\vec{\xi}$  and  $\vec{\xi}$ , of the geodesic deviation equation which are in orthogonal correspondence with the propagation vector. Neither the length of the corresponding vectors,  $|\vec{\xi}|$  and  $|\vec{\xi}|$ , nor the angle,  $\phi$ , between those projected solutions depend on the frame of the observer [41, 46]. In other words,

$$\langle \vec{\xi}, \vec{\xi} \rangle = \langle \vec{\xi}_\perp, \vec{\xi}_\perp \rangle = |\vec{\xi}_\perp| |\vec{\xi}_\perp| \cos \phi \quad (55)$$

is observer independent.

We conclude this subsection with the following summary. Given any two linearly independent solutions that span the 2-dimensional screen space of a thin null bundle, its cross-sectional area can be determined through eq. (50). The wavefront curvature matrix,  $\mathbf{\Gamma}$ , can be obtained through eq. (52) where  $\mathbf{Q}$  and  $\mathbf{P}$  are defined in eqs. (48) and (51) respectively. The principal curvatures of the wavefront,  $\Lambda_+$  and  $\Lambda_-$  can then be obtained via the diagonalization procedure of  $\mathbf{\Gamma}$ .

In the next subsection, we remind how the cross-sectional area of a bundle and the wavefront curvature matrix are related to the cosmological distances and the power conservation in the bundle.

<sup>4</sup> In fact, in his original work [45], Kantowski uses a spatial normal to the 2-dimensional wavefront ( $\vec{r}$  in eq. (22) in this work). Therefore, the principal curvatures are defined with respect to the proper length,  $d\ell$ . In this work, we consider the null vector  $\vec{k}$  as the normal vector to the screen-space. Thus, Kantowski's result has an extra  $\omega = \langle \vec{k}, \vec{u} \rangle$  term when compared to ours. This follows from the relationship between the affine parameter,  $v$ , and proper length,  $\ell$ , as in eq. (23).



### E. Power conservation and cosmological distances

In this subsection, we first recall how the power, i.e., intensity times the cross-sectional area, contained in a null bundle evolves in the propagation direction,  $\vec{k}$ . We observe from Section I A that in the geometric optics limit, the vector potential,  $\vec{\alpha}_0$ , evolves according to eq. (9) at the leading order of part the JWKB-like approximation. Then, the derivative of the squared amplitude,  $\alpha^2 = \langle \vec{\alpha}_0, \vec{\alpha}_0 \rangle$ , follows as

$$\frac{d\alpha^2}{dv} = -(\mathcal{D}_\mu k^\mu) \alpha^2 = -2\theta\alpha^2. \quad (56)$$

Here, the second equality follows from (i) the definition of the expansion scalar in eq. (35) and (ii) Sachs basis satisfying  $\langle \vec{s}_a, \vec{s}_b \rangle = \delta_{ab}$ . The equation above shows how the intensity of the bundle evolves along the integral curves of  $\vec{k}$ .

In the previous subsection, we observed that two linearly independent solutions of the screen-projected geodesic deviation equation can be incorporated in a matrix  $\mathbf{Q}$  and the value of the cross-sectional area can be obtained through  $\det\mathbf{Q}$ . Then, the change of the cross-sectional area of the bundle along the propagation direction can be calculated via

$$\frac{d\delta\mathcal{X}}{dv} = \det\mathbf{Q} \operatorname{tr}(\mathbf{Q}^{-1}\dot{\mathbf{Q}}) = \det\mathbf{Q} \operatorname{tr}\Gamma = 2\theta\delta\mathcal{X}, \quad (57)$$

by making use of eq. (34) and definitions (51)–(52). Then, eqs. (56) and (57) imply that

$$\mathcal{D}_{\vec{k}} \mathcal{P} := \mathcal{D}_{\vec{k}} (\alpha^2 \delta\mathcal{X}) = 0. \quad (58)$$

This means that the power,  $\mathcal{P}$ , is conserved within the bundle throughout the evolution. In other words, total number of photons contained in the bundle or the number of rays that pierce the cross-sectional area is constant. Then, the thin null bundle approximation and the geometric optics limit imply that there is no net emission or absorption throughout the propagation of an observable light bundle.

Let us now recall the definitions of the cosmological distances. The angular diameter distance,  $D_A$ , is obtained by taking the ratio of the estimated proper cross-sectional area of an object at the source point,  $s$ , to the measured solid angle at the observation point,  $o$ . The luminosity distance<sup>5</sup>,  $D_L$ , is defined in a similar way when the situation is reversed, i.e.,

$$D_A = \left( \frac{\delta\mathcal{X}_s}{\delta\Omega_o} \right)^{1/2} \quad \text{and} \quad D_L = \left( \frac{\delta\mathcal{X}_o}{\delta\Omega_s} \right)^{1/2}. \quad (59)$$

<sup>5</sup> Here, we reserve the name *luminosity distance* for the distance definition given in eq. (59) which is sometimes referred to as *corrected luminosity distance* in the literature. We refer to the distance estimated through the comparison of absolute and apparent magnitudes of an object as *uncorrected luminosity distance* as it does not involve the relativistic correction.

The solid angle,  $\delta\Omega$ , is described at a vertex point and is given by

$$\delta\Omega := \left| \frac{dD_+}{d\ell} \frac{dD_-}{d\ell} \right| = \frac{1}{\omega^2} \left| \frac{dD_+}{dv} \frac{dD_-}{dv} \right|. \quad (60)$$

As before,  $D_+$  and  $D_-$  correspond to the magnitudes of the solutions of the geodesic deviation equation that are aligned with the semi-major and semi-minor axes of the observational screen. The second equality in the above follows from the relationship between the affine parameter and the proper length, i.e., eq. (23).

In summary, the cross-sectional areas and the subtended solid angles are estimated via the projected geodesic deviation vectors and their derivatives along the propagation. In the geometric optics limit, the evolution of intensity and cross-sectional area always balance each other out. As a result of this, the power contained in the bundle is conserved throughout the propagation.

At this point, we finish the Preliminaries section of the paper. In the next section, we outline the action principle of the null bundle evolution and its underlying Hamiltonian formalism. Note that the next section is essentially a summary of [21] in which the phase space formulation of thin bundles were presented in analogy to the paraxial regime of the Newtonian optics.

### III. A SUMMARY: REDUCED HAMILTONIAN OPTICS ON A SYMPLECTIC PHASE SPACE

In this section, we give a short summary of our previous work [21] in which the light bundle propagation on a reduced phase space was presented via a Hamiltonian formalism. The resultant construct is similar to the one in Newtonian paraxial ray optics and it follows from the geodesic deviation action. We use the Hamiltonian formalism of [21] in the main body of the current paper. Specifically, the Hamilton–Jacobi equation of the null bundle deviation vectors plays the main role in the framework we introduce in Section IV.

#### A. Action of a thin null bundle

Let us represent a null bundle by: (i) an outer most null geodesic,  $\zeta(v)$ , with a tangent vector  $\vec{k}'$ , (ii) the central null geodesic,  $\Theta(v)$ , with a tangent vector  $\vec{k}$ . Those two curves are parametrized with the same affine parameter  $v$ . Such type of parametrization is called the *isosynchronous parametrization* in the literature.

In order to find the equations of motion of  $\vec{k}'$  and  $\vec{k}$  we consider the action functionals

$$S_{k'} = \int \frac{1}{2} k'^2 dv, \quad \text{and} \quad S_k = \int \frac{1}{2} k^2 dv, \quad (61)$$

on curves  $\zeta(v)$  and  $\Theta(v)$  respectively. The extremized actions  $S_{k'}$  and  $S_k$  provide the corresponding equations

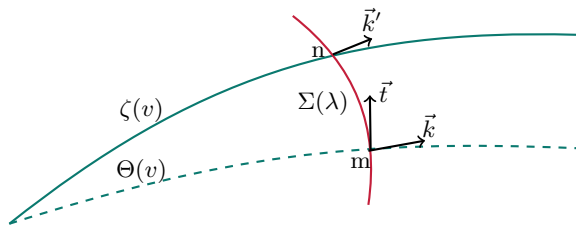


FIG. 2. A null bundle with central null geodesic  $\Theta(v)$ . The red curve represents  $\Sigma(\lambda)$  given by Synge's spacelike world function,  $\sigma(m, n)$ . The outermost null geodesic  $\zeta(v)$  can be uniquely obtained through  $\Theta(v)$  and  $\Sigma(\lambda)$ .

of motion which are the geodesic equations,

$$\mathcal{D}_{\vec{k}'} \vec{k}' = 0 \quad \text{and} \quad \mathcal{D}_{\vec{k}} \vec{k} = 0, \quad (62)$$

under the affine parameterization.

Instead of considering the action functional of each null curve within the bundle, we would like to assign an effective action to the entire light bundle. One can follow various methods to accomplish this. In [21], we followed Vines' construction [36] in which the author achieves an action functional corresponding to the deviation variables of generic geodesic curves. The procedure starts with expanding the action functional,  $S_{k'}$ , of the outermost curve by making use of the action functional,  $S_k$ , of the central curve in order to obtain an effective action for the bundle.

For an arbitrarily thick bundle, two geodesics can not be connected locally. Rather, its dynamics can be studied via a unique geodesic curve,  $\Sigma(\lambda)$ , that is represented by a function  $\sigma(m, n)$  (See Fig. 2.). This bi-local function depends on two spacetime points  $m$  and  $n$  and it corresponds to the Synge's world function [47]. In this framework, the null vector  $\vec{k}'$  at point  $n$  can be expanded through a perturbative method via the null vector  $\vec{k}$  at point  $m$  in addition to  $\sigma(m, n)$  and its derivatives along the null bundle. The derivative of the world function can be interpreted as a bi-local deviation vector,  $\vec{\xi}(m, n)$  [36, 48].

With this geometric construction, the geodesic action of the outer most curve,  $S_{k'}$ , can be written in terms of the geodesic action of the central curve. Namely, consider the expansion of  $\vec{k}'$  in terms of  $\vec{k}$ ,  $\vec{\xi}(m, n)$  and its derivatives. Substitution of  $\vec{k}'$  written in the aforementioned form into the geodesic action,  $S_{k'}$ , in eq. (61) allows one to rewrite this action in the form,

$$S_{k'} = S_k + S_\xi, \quad (63)$$

up to the desired order in  $\vec{\xi}$  and its derivatives. Meaning,  $S_{k'}$  can be written in terms of  $S_k$  and another action functional  $S_\xi$ . Note that the coincidence limit, i.e.,  $m \rightarrow n$ , defines a *infinitesimally thin bundle* [21, 36]. In that case,  $\vec{\xi}$  is small and it represents a geodesic deviation

vector that is defined locally. Accordingly, one can consider terms up to quadratic order in  $S_\xi$  of eq. (63). This results in a geodesic deviation action for a thin bundle which is written as

$$S_\xi \approx \int \left( \frac{1}{2} \langle \mathcal{D}_{\vec{k}} \vec{\xi}, \mathcal{D}_{\vec{k}} \vec{\xi} \rangle + \frac{1}{2} R_{\vec{\xi} \vec{k} \vec{k} \vec{\xi}} \right) dv. \quad (64)$$

We remind that one can refer to Section 3.2 of [21] and Vines' original work [36] for the rigorous definitions and the detailed calculations for equations presented here.

When the geodesic deviation action, eq. (64), is extremized with respect to locally defined  $\vec{\xi}$  and  $\mathcal{D}_{\vec{k}} \vec{\xi}$ , the corresponding equations of motion are the *linear* geodesic deviation equations, i.e.,  $\mathcal{D}_{\vec{k}} \mathcal{D}_{\vec{k}} \vec{\xi}^\alpha = R^\alpha_{\vec{k} \vec{k} \vec{\xi}}$ . In that case,  $\vec{\xi}$  can be represented by the Jacobi fields.

### B. The reduced Lagrangian and its invariance under the Lorentz transformations

In the previous subsection, we summarized the procedure to obtain the geodesic deviation action. It is important to notice that this functional represents the action of the entire bundle without distinguishing the individual curves in the bundle. In this respect, we have a coarse-grained picture of light propagation.

One can treat the integrand of the geodesic deviation action in eq. (64) as the Lagrangian of the deviation system, i.e.,

$$L := \frac{1}{2} \langle \mathcal{D}_{\vec{k}} \vec{\xi}, \mathcal{D}_{\vec{k}} \vec{\xi} \rangle + \frac{1}{2} R_{\vec{\xi} \vec{k} \vec{k} \vec{\xi}}. \quad (65)$$

Let us recall from Section II B that the orthogonality condition of the deviation vector and the propagation vector, i.e.,  $\langle \vec{k}, \vec{\xi} \rangle = 0$  is the necessary condition to define a beam unambiguously. With this condition,  $\vec{\xi}$  represents a congruence of rays which reach the observer simultaneously. In that case, the deviation vector can be decomposed into two portions: (i) a component along  $\vec{k}$ , (ii) components transverse to  $\vec{k}$ . The explicit form of the deviation vector under this decomposition was previously represented in eq. (28) as  $\vec{\xi} = \xi^k \vec{k} + \vec{\xi}_\perp$ . Substitution of this decomposition into the Lagrangian (65) gives us a reduced Lagrangian function

$$L = L_{\text{red}} = \frac{1}{2} \delta_{ab} \dot{\xi}^a \dot{\xi}^b + \frac{1}{2} \mathcal{R}_{ab} \xi^a \xi^b, \quad (66)$$

due to the symmetries of the Riemann tensor and  $\vec{k}$  satisfying the geodesic equation [21]. Here,  $\{a, b\} = \{1, 2\}$  represent the Sachs basis components and  $\mathcal{R}_{ab}(v)$  are the components of the symmetric optical tidal matrix introduced in eq. (40). They are composed of the Ricci curvature,  $\Phi_{00}$ , and the Weyl curvature,  $\Psi_0$ .

Then, we understand that the Lagrangian function in eq. (65) is reduced by two degrees of freedom. In that

case, the geodesic deviation action can be rewritten entirely through the screen projections of the deviation vector and their derivatives with respect to the affine parameter  $v$ , i.e.,

$$S_\xi = \int L_{\text{red}} dv, \quad (67)$$

with  $L_{\text{red}}$  given in eq. (66).

In Section IID, we recalled that the size and the shape of a null bundle is independent of the frame of an observer. Next curiosity is the behaviour of the geodesic action, (67), under the Lorentz transformations.

Since we are interested in a process of null dust emission from a source to an observer, we are only interested in those Lorentz transformations that keep the propagation direction unchanged. These types of transformations are known as the Type-I Lorentz transformations within the context of the Newman–Penrose formalism [43] and they are given through

$$\begin{aligned} \vec{k} &\rightarrow \vec{k} \\ \vec{n} &\rightarrow f\vec{f}\vec{k} + \vec{n} + \vec{f}\vec{m} + f\vec{m} \\ \vec{m} &\rightarrow f\vec{k} + \vec{m} \\ \vec{\bar{m}} &\rightarrow \vec{f}\vec{k} + \vec{\bar{m}}. \end{aligned} \quad (68)$$

Here,  $f$  is an arbitrary complex scalar and  $\{\vec{k}, \vec{n}, \vec{m}, \vec{\bar{m}}\}$  complete the semi-null tetrad of Newman and Penrose. The only non-vanishing inner products associated with this tetrad are  $\langle \vec{k}, \vec{n} \rangle = -1$  and  $\langle \vec{m}, \vec{\bar{m}} \rangle = 1$  where  $\{\vec{m}, \vec{\bar{m}}\}$  span the screen-basis. They are related to the (parallel-propagated) Sachs basis via  $\vec{m} = (\vec{s}_1 - i\vec{s}_2)/\sqrt{2}$  and  $\vec{\bar{m}} = (\vec{s}_1 + i\vec{s}_2)/\sqrt{2}$  up to a  $v$ -independent 2-dimensional rotation. It is known that [49]

$$\Phi_{00} \rightarrow \Phi_{00} \quad \text{and} \quad \Psi_0 \rightarrow \Psi_0, \quad (69)$$

under the transformation given in eq. (68). Then, it is easy to show that, under the Type-I Lorentz transformations,

$$\begin{aligned} \delta_{ab}\dot{\xi}^a\xi^b &\rightarrow \delta_{ab}\dot{\xi}^a\xi^b, \\ \mathcal{R}_{ab}\xi^a\xi^b &\rightarrow \mathcal{R}_{ab}\xi^a\xi^b. \end{aligned} \quad (70)$$

The second line in the above follows from the definition of the optical tidal matrix, (44), and the transformation properties of the Ricci and Weyl scalars given in eq. (69).

Thus, we conclude that the Lagrangian, (66), and the action functional, (67), of the system are invariant under the Lorentz transformations that keep the propagation direction unchanged.

In the next subsection, we give a summary of the Hamiltonian formulation of the null bundle dynamics defined on a reduced symplectic phase space.

### C. Symplectic evolution in phase space

We observed in the previous subsection that the action functional of the null geodesic deviation can be re-

duced by two dimensions in the case where the deviation vector and the propagation vector are orthogonal to each other. Then, the Lagrangian is composed of only the screen projections of the deviation vector and their derivatives along the propagation. In this subsection we give a summary of the Hamiltonian dynamics to study the evolution of a bundle on a reduced phase space.

In our previous work [21], we defined a 4-dimensional phase space vector via the following Darboux coordinates,

$$\mathbf{z} = \begin{bmatrix} q^a \\ p_b \end{bmatrix} = \begin{bmatrix} \xi^1 \\ \xi^2 \\ \dot{\xi}_1 \\ \dot{\xi}_2 \end{bmatrix}. \quad (71)$$

Here, the screen basis components,  $\xi$ , of the deviation vector act like canonical coordinates and their derivatives,  $\dot{\xi}$ , act like canonical momenta.

The Hamiltonian of the system, corresponding to the reduced Lagrangian can be found through

$$H = p_a\dot{q}^a - L_{\text{red}} = \frac{1}{2}\delta^{ab}\dot{\xi}_a\dot{\xi}_b + \mathcal{V}(\xi, v), \quad (72)$$

with

$$\mathcal{V}(\xi, v) = -\frac{1}{2}\mathcal{R}_{ab}\xi^a\xi^b, \quad (73)$$

which is analogous to a time dependent Hamiltonian of a classical oscillator. In our case, the evolution parameter is the affine parameter,  $v$ , and we refer to the term  $\mathcal{V}(\xi, v)$  as the *ray bundle potential*. Due to the linearity of the problem, the Hamiltonian function can be rewritten as,

$$H(\mathbf{z}, v) = \frac{1}{2}\mathbf{z}^\top \mathbf{\Omega}^\top \mathbf{H} \mathbf{z}, \quad (74)$$

where

$$\mathbf{H} = \begin{bmatrix} \mathbf{0}_2 & \delta^{ab} \\ \mathcal{R}_{ab} & \mathbf{0}_2 \end{bmatrix}, \quad (75)$$

is the Hamiltonian matrix of the system. It satisfies  $\mathbf{\Omega}\mathbf{H} = (\mathbf{\Omega}\mathbf{H})^\top$  due to the optical tidal matrix,  $\mathcal{R}$ , being symmetric. Matrix  $\mathbf{\Omega}$  is known as the *fundamental symplectic matrix* in the literature, whose components are given by,<sup>6</sup>

$$\mathbf{\Omega}^{ij} = \begin{bmatrix} \mathbf{0}_2 & \mathbf{I}_2 \\ -\mathbf{I}_2 & \mathbf{0}_2 \end{bmatrix}. \quad (76)$$

with

$$\mathbf{\Omega}^\top = \mathbf{\Omega}^{-1} = -\mathbf{\Omega}, \quad \mathbf{\Omega}^2 = -\mathbf{I}_4, \quad \det\mathbf{\Omega} = 1, \quad (77)$$

<sup>6</sup> Matrices  $\mathbf{0}_2$  and  $\mathbf{I}_2$  refer to the 2-dimensional zero and identity matrices.

where “det” refers to the determinant of a matrix.

The Hamiltonian equations can also be written as a matrix equation,

$$\dot{\mathbf{z}} = \mathbf{H} \mathbf{z}, \quad (78)$$

whose solution is given by a linear transformation

$$\mathbf{z} = \mathbf{T}(v, v_0) \mathbf{z}_0. \quad (79)$$

The  $4 \times 4$  transformation matrix,  $\mathbf{T}$ , is obtained by an ordered exponential (OE) map of the Hamiltonian matrix,  $\mathbf{H}$ , i.e.,

$$\mathbf{T}(v, v_0) = \text{OE} \left[ \int_{v_0}^v \mathbf{H} dv \right], \quad \text{with} \quad \mathbf{T}(v_0, v_0) = \mathbf{I}_4. \quad (80)$$

In [21], we put  $\mathbf{T}$  in a block form by making use of  $2 \times 2$  sub-matrices  $\{\mathbf{A}, \mathbf{B}, \mathbf{C}, \mathbf{D}\}$ , i.e.,

$$\mathbf{T} = \begin{bmatrix} \mathbf{A} & \mathbf{B} \\ \mathbf{C} & \mathbf{D} \end{bmatrix}, \quad (81)$$

in order to emphasize the analogy between the symplectic  $ABCD$  transformation matrices of the Newtonian paraxial optics [50] and our ray bundle transformation matrix,  $\mathbf{T}$ . We should mention that this matrix was previously discovered in [51] via a Wronskian method in order to solve the geodesic deviation equation with arbitrary initial conditions. It was also used in other applications in order to propagate light in realistic scenarios [52].

In our previous work, we realised that the light bundle transformation matrix,  $\mathbf{T}$ , satisfies [21]

$$\mathbf{T}^\top \boldsymbol{\Omega} \mathbf{T} = \boldsymbol{\Omega}, \quad \text{with} \quad \det \mathbf{T} = 1, \quad (82)$$

as exponential map of Hamiltonian matrices are symplectic matrices. The symplecticity condition (82) imply that

$$\begin{aligned} \mathbf{A}\mathbf{B}^\top, \mathbf{A}^\top\mathbf{C}, \mathbf{B}^\top\mathbf{D} \text{ and } \mathbf{C}\mathbf{D}^\top &\text{ are symmetric,} \\ \mathbf{A}\mathbf{D}^\top - \mathbf{B}\mathbf{C}^\top &= \mathbf{I}_2. \end{aligned} \quad (83)$$

Moreover, the Hamiltonian equations, (78), are equivalent to,

$$\begin{aligned} \dot{\mathbf{A}} &= \mathbf{C}, & \mathbf{A}(v_0, v_0) &= \mathbf{I}_2, \\ \dot{\mathbf{B}} &= \mathbf{D}, & \mathbf{B}(v_0, v_0) &= \mathbf{0}_2, \\ \dot{\mathbf{C}} &= \mathcal{R}\mathbf{A}, & \mathbf{C}(v_0, v_0) &= \mathbf{0}_2, \\ \dot{\mathbf{D}} &= \mathcal{R}\mathbf{B}, & \mathbf{D}(v_0, v_0) &= \mathbf{I}_2, \end{aligned} \quad (84)$$

due to eqs (75) and (79).

In this subsection, we outlined the phase space dynamics and the Hamiltonian formulation of the light bundle propagation. We realised that the screen-projected geodesic deviation variables can be linearly transformed

from an initial point to a final point via a symplectic matrix,  $\mathbf{T}$ .

In the next subsection, we summarize the procedure to reach the Hamilton–Jacobi equations. Note that this is pivotal in the construction of the main body of the paper where we introduce the paraxial wave equation of the bundle.

#### D. Hamilton–Jacobi equations of the ray bundle

In this subsection, we summarize the relationship between the action functional of the null geodesic deviation and the Hamilton–Jacobi equations. In order to achieve this, for our generic canonical transformations,

$$\begin{aligned} \boldsymbol{\xi}' &\rightarrow \boldsymbol{\xi} = \boldsymbol{\xi}(\boldsymbol{\xi}', \dot{\boldsymbol{\xi}}'; v), \\ \dot{\boldsymbol{\xi}}' &\rightarrow \dot{\boldsymbol{\xi}} = \dot{\boldsymbol{\xi}}(\boldsymbol{\xi}', \dot{\boldsymbol{\xi}}'; v), \end{aligned} \quad (85)$$

we assume that

$$\det \left[ \frac{\partial(\boldsymbol{\xi}, \boldsymbol{\xi}')}{\partial(\boldsymbol{\xi}', \dot{\boldsymbol{\xi}}')} \right] = \det \left[ \frac{\partial \boldsymbol{\xi}}{\partial \dot{\boldsymbol{\xi}}'} \right] = \det \mathbf{B} \neq 0, \quad (86)$$

holds. Matrix  $\mathbf{B}$  in the above is the upper-right block of the symplectic ray bundle transfer matrix,  $\mathbf{T}$ . The physical meaning of this assumption will become clear in a while. For the time being, we can take it as a mathematical assumption which guarantees that our ray bundle transformation is a *free canonical transformation* [53]. The associated 1-form

$$dS(\dot{\boldsymbol{\xi}}', \boldsymbol{\xi}'; v) = \dot{\boldsymbol{\xi}}' d\boldsymbol{\xi}' - \dot{\boldsymbol{\xi}} d\boldsymbol{\xi}, \quad (87)$$

of the transformation given in (85) is exact. Then, it can be locally expressed as

$$S(\dot{\boldsymbol{\xi}}, \boldsymbol{\xi}; v) \rightarrow S(\boldsymbol{\xi}, \boldsymbol{\xi}'; v), \quad (88)$$

via a Legendre transformation where  $S(\boldsymbol{\xi}, \boldsymbol{\xi}'; v)$  is given by

$$S(\boldsymbol{\xi}, \boldsymbol{\xi}'; v) = \int_{\boldsymbol{\xi}', v_0}^{\boldsymbol{\xi}, v} \dot{\boldsymbol{\xi}} d\boldsymbol{\xi} - H dv. \quad (89)$$

Note that the action given in eq. (89) is exactly equal to the reduced action,  $S_\xi$ , of the ray bundle given in eq. (67). Therefore,  $S = S_\xi$  is indeed the generating function of our free canonical transformation and from now on, we will drop the suffix  $\xi$  from the action functional of the geodesic deviation.

It can also be shown that for the corresponding free canonical transformation, the quadratic generating function  $S(\boldsymbol{\xi}, \boldsymbol{\xi}'; v)$  can be written by matrix inner products as [37, 54]

$$S(\boldsymbol{\xi}, \boldsymbol{\xi}'; v) = \frac{1}{2} \boldsymbol{\xi}^\top \mathbf{D} \mathbf{B}^{-1} \boldsymbol{\xi} - \boldsymbol{\xi}'^\top \mathbf{B}^{-1} \boldsymbol{\xi} + \frac{1}{2} \boldsymbol{\xi}'^\top \mathbf{B}^{-1} \mathbf{A} \boldsymbol{\xi}'. \quad (90)$$

In the Appendix of [21], we provided the explicit calculations to show that  $S(\boldsymbol{\xi}, \boldsymbol{\xi}'; v)$  satisfies

$$\dot{\boldsymbol{\xi}} = \frac{\partial S}{\partial \boldsymbol{\xi}}, \quad \dot{\boldsymbol{\xi}}' = -\frac{\partial S}{\partial \boldsymbol{\xi}'}, \quad (91)$$

and the Hamilton–Jacobi equations

$$\frac{\partial S}{\partial v} + H = 0. \quad (92)$$

This is expected from any such generating function of a free linear canonical transformation [54]. Similar proofs can also be found in other works in which one focuses on the linear canonical transforms of systems guided by quadratic Hamiltonians.

Let us now return to assumption (86) and its physical relevance. Recall that the angular diameter distance,  $D_A$ , and the luminosity distance,  $D_L$ , between an emitter and an observer are obtained via taking the ratios of cross-sectional areas and solid angles at the source and the observation points. For example, one can estimate the cross-sectional area at point  $s$  via the measured solid angle at a vertex point  $o$ . Then, the linear canonical transform (symplectomorphism) one needs to consider is

$$\begin{bmatrix} \boldsymbol{\xi} \\ \dot{\boldsymbol{\xi}} \end{bmatrix}_s = \begin{bmatrix} \mathbf{A} & \mathbf{B} \\ \mathbf{C} & \mathbf{D} \end{bmatrix}_{(v_s, v_o)} \begin{bmatrix} \mathbf{0} \\ \dot{\boldsymbol{\xi}} \end{bmatrix}_o, \quad (93)$$

in order to calculate the angular diameter distance. Note that the initial deviation vector,  $\vec{\xi}^i = \vec{\xi}^i_o$ , is zero in that case as the observer is located at the vertex of the bundle. Then, the angular diameter distance is obtained via [14, 21]

$$D_A = \omega_o \det |\mathbf{B}(v_s, v_o)|^{1/2}. \quad (94)$$

Likewise, one can reverse the situation and consider the case where the bundle is initiated at the source location. Then, the luminosity distance is given by

$$D_L = \omega_s \det |\mathbf{B}(v_o, v_s)|^{1/2}. \quad (95)$$

The frequency factors in eqs. (94) and (95) appear due to the solid angles being defined with respect to proper length as in eq. (60). Namely, one needs to use the relationship  $dv = \omega dl$  in order to use the correct parameterization in the definition of the solid angle<sup>7</sup>.

Now, it is clear that once the determinant of  $\mathbf{B}$  becomes zero, the cross-sectional area of the bundle collapses to a point or a line and the distance estimations become impossible. Therefore, by assuming that  $\det \mathbf{B} \neq 0$ ,

one guarantees that there are no caustic points throughout propagation of the null bundle [14]. This is equivalent to the free canonical transform criteria given in eq. (86) which leads one to the Hamilton–Jacobi equations (92).

In this section, we gave a brief summary of [21] in which the dynamics of a thin null bundle was investigated on a reduced phase space. We outlined that the screen projections of the deviation vector act like canonical coordinates and their derivatives act like canonical momenta. We summarized the underlying Hamiltonian formalism of this linear system and showed how to obtain the Hamilton–Jacobi equations by standard techniques.

In the next section, we present the main body of the paper which is essentially constructed on the correspondence between the linear canonical transformations of the null bundle and their associated metaplectic operators. We later show that this methodology allows one to define Gaussian beams on generic curved spacetimes which avoid caustics of the standard null bundles.

#### IV. WAVIZATION OF AN OBSERVED LIGHT BEAM

In this section, we aim to answer the following question. Can one recover some of the wave-like properties of a light beam starting from its geometric optics limit? In fact, a similar question was asked within the Newtonian optics community decades ago for light propagation in inhomogeneous refractive media [59–61]. The main idea behind the answer to such question was to use the analogies between classical optics and quantum mechanics [40, 62].

The procedure of obtaining a classical wave function by making use of quantum mechanical techniques is sometimes referred to as *wavization* in the Newtonian optics community [50, 63]. Most methods focus on phase space formulations in the paraxial regime. In those studies, the main focus is on the linear part of the propagation as light passes through an optical device or a medium. The corresponding evolution equation is the paraxial wave equation which takes the same form as the Schrödinger equation [50, 64–71]. The time independent version is known as the paraxial Helmholtz equation. Those equations represent only classical effects and they do not refer to any quantum behaviour.

Here, we present a similar work for light propagation on a generic curved spacetime. The aim is to recover some of the wave-like properties of a light beam by using some phase space quantization techniques. In our approach, we adhere to the previous assumptions: (i) we focus on only thin light bundles, (ii) we consider sources of monochromatic light.

<sup>7</sup> We should also note that, matrix  $\mathbf{B}$  is often denoted by the letter  $\mathcal{D}$  in the literature and it is referred to as the Jacobi matrix. This is mainly because of the fact that only bundles starting from a vertex point are considered in the cosmological distance calculations. The physical importance of the total ray bundle transfer matrix and its extensions were appreciated only in a few studies [51, 52, 55–58].

### A. The operator formalism

The operator formalism of quantum mechanics has been adopted by the Newtonian optics community and it has been used in many applications [50, 60, 72]. We follow a similar procedure here.

In a previous work, we studied the propagation of a thin null bundle on a reduced phase space and presented its Hamiltonian formulation [21]. In Section III, we presented a summary of this work in which 2-dimensional screen components,  $\xi$ , of the deviation vector, and their derivatives,  $\dot{\xi}$ , play the role of canonical coordinates and momenta, respectively. This choice follows from the fact that the physical observables such as the size and the shape of a bundle, the wavefront curvature, power contained in the bundle or the distance estimations reside solely on the observational screen-projections of the deviation vector and its derivatives. The dyad basis of the observational screen is known as the Sachs basis,  $\vec{s}_a$ , with  $\{a, b\} = \{1, 2\}$ . This basis is parallel propagated along the propagation direction,  $\vec{k}$ . As we chose to construct a phase space via the dyad basis components, the components  $\xi$  and  $\dot{\xi}$  are raised and lowered by a 2-dimensional Kronecker delta. This means that the Lagrangian subspaces of the phase is flat and the phase space is analogous to the one of a 2-dimensional oscillator in classical mechanics.

Let us now define the phase space operators of our system. We start with the ones associated with the canonical coordinates,  $\xi$ , and the canonical momenta,  $\dot{\xi}$ . We define them through the Schrödinger operators acting on  $\mathcal{L}^2(\mathbb{R}^2)$  of square-integrable functions. To be more specific, they act on an arbitrary function  $f$ , as

$$\hat{\xi}[f] := f \cdot \xi, \quad (96)$$

$$\hat{\dot{\xi}}[f] := -i\nabla f, \text{ with, } \nabla := \frac{\partial}{\partial \xi}. \quad (97)$$

Here,  $\nabla$  represents the gradient operator with respect to the screen components of the deviation vector. Those operators satisfy the commutation rule

$$\left[ \hat{\xi}_a, \hat{\xi}_b \right] = -i\delta_{ab}. \quad (98)$$

In order to obtain the Hamiltonian operator, we replace the canonical coordinates and momenta in the Hamiltonian function, (74), with their corresponding operators given in eqs. (96) and (97), i.e.,

$$\hat{H}(\mathbf{z}, t) = \frac{1}{2} \hat{\mathbf{z}}^\dagger \mathbf{\Omega}^\dagger \mathbf{H} \mathbf{z}, \text{ with } \hat{\mathbf{z}} = \begin{bmatrix} \hat{\xi} \\ \hat{\dot{\xi}} \end{bmatrix} = \begin{bmatrix} \hat{\xi}^1 \\ \hat{\xi}^2 \\ \hat{\dot{\xi}}_1 \\ \hat{\dot{\xi}}_2 \end{bmatrix}, \quad (99)$$

where “ $\dagger$ ” denotes the conjugate transpose operator. Note that as we are considering only quadratic Hamiltonians, there is no ordering problem here. The Hamiltonian operator in eq. (99) can be written more explicitly

as

$$\hat{H} = \frac{1}{2} \hat{\xi}^\dagger \hat{\xi} - \frac{1}{2} \hat{\dot{\xi}}^\dagger \mathcal{R} \hat{\dot{\xi}}, \quad (100)$$

in which  $\mathcal{R}$  is the symmetric optical tidal matrix as in eq. (44) that incorporates the information about the spacetime curvature along the propagation direction.

### B. Propagator of the wave function associated with the light beam

In the null bundle approach, the information about the trajectory of each geodesic in the bundle is coarse-grained. Here, we assign a wave function to this coarse-grained system of particles. Accordingly, the wave function can be understood as an effective wave function associated with a collection of non-interacting particles, i.e., the null dust. In the previous subsection, we presented the Schrödinger operators of the phase space. Those will be used in the evolution equation of the light beam wave function in the current section.

In Section III, we showed that there exists a  $4 \times 4$  symplectic ray bundle transfer matrix,  $\mathbf{T}$ , that takes an initial phase space vector,  $\mathbf{z}_0$ , to a final one,  $\mathbf{z}$ . Those matrices form a symplectic group which we denote as  $\text{Sp}(4, \mathbb{R})$ . We now introduce the metaplectic group,  $\text{Mp}(4, \mathbb{R})$ , which is the unitary representation of the double cover of  $\text{Sp}(4, \mathbb{R})$  [73]. This means that for every ray bundle transformation matrix,  $\mathbf{T}$ , there exist two unitary operators belonging to  $\text{Mp}(4, \mathbb{R})$  which differ by a sign [37, 39]. Metaplectic operators,  $\hat{U}$ , act on the space of square integrable functions and they are viewed as generalized quadratic Fourier transformers. Accordingly, they act as propagators for our square integrable wave functions.

To be more specific, let us consider the following integral transform [38]

$$\Psi(\xi, v) = \hat{U}(\mathbf{T})[\Psi_0] := \int_{-\infty}^{\infty} \Psi_0(\xi', v') K(\xi, v; \xi', v') d^2 \xi'. \quad (101)$$

Here, the metaplectic operator,  $\hat{U}(\mathbf{T})$ , associated with the ray bundle transfer matrix,  $\mathbf{T}$ , acts as a propagator of the wave function along  $\vec{k}$ . Namely, it is represented by a kernel,  $K(\xi, v; \xi', v')$ , which propagates an initial wave function,  $\Psi_0(\xi', v')$ , to a final one,  $\Psi(\xi, v)$ . Let us recall one more time that the evolution parameter in question is the affine parameter,  $v$ , that parameterizes the integral curves of  $\vec{k}$  in this work.

The explicit form of the kernel can be obtained through the semi-classical method of Van Vleck [74], Morette [75] and Van Hove [76] (See also [77]). For a system defined on a 4-dimensional phase space, it takes the following form

$$K(\xi, v; \xi', v') = \left( \frac{1}{2\pi i} \right) |\Delta|^{1/2} \exp(iS), \quad (102)$$

where

$$\Delta = \det \left[ -\frac{\partial^2 S}{\partial \boldsymbol{\xi} \partial \boldsymbol{\xi}'} \right] \quad (103)$$

is known as the *Van Vleck determinant*. Note that in our case,  $S$  corresponds to the action functional of the geodesic deviation vector which can be locally expressed through  $\boldsymbol{\xi}$  and  $\boldsymbol{\xi}'$ . Then, substitution of

$$S(\boldsymbol{\xi}, \boldsymbol{\xi}'; v) = \frac{1}{2} \boldsymbol{\xi}^\top \mathbf{D} \mathbf{B}^{-1} \boldsymbol{\xi} - \boldsymbol{\xi}'^\top \mathbf{B}^{-1} \boldsymbol{\xi} + \frac{1}{2} \boldsymbol{\xi}'^\top \mathbf{B}^{-1} \mathbf{A} \boldsymbol{\xi}',$$

which was previously given in eq. (90) into kernel in eq. (102) allows us to write it explicitly through the submatrices of the ray bundle transformation matrix,  $\mathbf{T}$ . It follows as

$$K(\boldsymbol{\xi}, v; \boldsymbol{\xi}', v') = \frac{1}{2\pi i} |\det(\mathbf{B}^{-1})|^{1/2} \exp(iS(\boldsymbol{\xi}, \boldsymbol{\xi}', v)). \quad (104)$$

In the Newtonian optics, the kernel analogous to the one in eq. (104) is known after Collins [59]. A similar result can be also found in [78].

The wave function in eq. (101) that is attributed to a classical light beam here, is known to satisfy a Schrödinger-like equation [50, 64, 66–71]

$$i \frac{\partial \Psi}{\partial v} = \hat{H} \Psi, \quad (105)$$

which is sometimes referred to as *paraxial wave equation* in Newtonian optics. This follows from the fact that in the paraxial regime, second derivative of the wave function, with respect to the axis parameter, is assumed to be small and the ordinary wave equation reduces to eq. (105)[50]. In our case, the physical problem is not much different, as we consider only thin light bundles which are studied via the linear geodesic deviation equation. The geodesic deviation variables of the bundle are transformed by a matrix transformation,  $\mathbf{T}$ , whose analogue in the Newtonian paraxial optics is known as the *ABCD matrix*.

In the next subsection, we identify what the paraxial wave equation (105) implies for null bundles. This analysis will be important for the following sections once we relate the wavization procedure to physical observables of a light beam.

### C. Hydrodynamic analogy and the origin of the wave-like behaviour

In order to demonstrate what kind of physical information the paraxial wave equation, (105), incorporates we use its analogy with the hydrodynamic evolution equations. Note that a similar approach has been undertaken since the early times of quantum mechanics. This formalism is known due to Madelung's work [79] and

it is often referred to as the *hydrodynamic interpretation*. In the quantum case, the hydrodynamic interpretation is mathematically equivalent to the well-known de Broglie–Bohm theory [80–82]. Madelung's approach and de Broglie–Bohm theory differ ontologically in the sense that the former is a genuine statistical interpretation while the latter is often interpreted as a deterministic theory. For our classical wavization problem, there is no necessity for an “interpretation”. We will see in the following sections that those hydrodynamic evolution equations are closely related to the physically measurable quantities of a light beam without referring to any probabilistic framework.

Let us start investigating the paraxial wave equation by reconsidering the wave function that represents the null bundle. First, we write it in its *polar form* as

$$\Psi(\boldsymbol{\xi}, v) = \mathcal{R} \exp(i\mathcal{S}), \quad (106)$$

where  $\mathcal{R}$  and  $\mathcal{S}$  are *real* functions. Once  $\Psi$  is substituted in eq. (105), one can decompose the paraxial wave equation into its pure imaginary and real parts. We present them respectively as

$$\frac{\partial \mathcal{R}}{\partial v} = -\frac{1}{2} [\mathcal{R} \nabla^\top \nabla \mathcal{S} + (\nabla \mathcal{S})^\top (\nabla \mathcal{R}) + (\nabla \mathcal{R})^\top (\nabla \mathcal{S})], \quad (107)$$

and

$$\frac{\partial \mathcal{S}}{\partial v} = -\left[ \frac{1}{2} (\nabla \mathcal{S})^\top (\nabla \mathcal{S}) - \frac{1}{2} \boldsymbol{\xi}^\top \mathcal{R} \boldsymbol{\xi} - \frac{1}{2\mathcal{R}} \nabla^\top \nabla \mathcal{R} \right], \quad (108)$$

where  $\nabla = \partial/\partial \boldsymbol{\xi}$  as in eq. (97).

Let us now define

$$\mathcal{R}^2 := I = (\Psi^\dagger \Psi) \quad \text{and} \quad \nabla \mathcal{S} := \mathbf{p} = p^1 \bar{s}_1 + p^2 \bar{s}_2, \quad (109)$$

and substitute  $\mathcal{R}$  and  $\nabla \mathcal{S}$  in eqs. (107) and (108). Then, we can rewrite those equations respectively as

$$\frac{\partial I}{\partial v} + \nabla^\top (I \mathbf{p}) = 0, \quad (110)$$

and

$$\frac{\partial \mathcal{S}}{\partial v} = - (H(\boldsymbol{\xi}, \mathbf{p}) + \mathcal{W}), \quad (111)$$

where

$$\mathcal{W} := -\frac{1}{2\mathcal{R}} \nabla^\top \nabla \mathcal{R}. \quad (112)$$

Here, the function  $H(\boldsymbol{\xi}, \dot{\boldsymbol{\xi}})$  refers to the reduced Hamiltonian function of the ray bundle given in eq. (72) and we refer to  $\mathcal{W}$  as the *wave potential*.

Then, we realise that the pure imaginary part, eq. (110), of the paraxial wave equation, corresponds to

a continuity equation for  $I$  which represents the intensity of the beam. The real part, eq. (111), corresponds to an equation similar to the Hamilton–Jacobi equation, (92), of the underlying linear geodesic deviation of the null bundle with an extra term,  $\mathcal{W}$ . Also, note that in eq. (111), the Hamiltonian function,  $H$ , inputs  $\mathbf{p}$  instead of  $\dot{\boldsymbol{\xi}}$ . According to the hydrodynamic analogy, the  $\mathbf{p} = \nabla \mathcal{S}$  term can be interpreted as the *representative* or *effective momenta* of the wavized beam similar to a streamline momenta. With this, and eq. (108), the associated equations of motion can then be written as

$$\frac{d\mathbf{p}}{dv} = -(\nabla \mathcal{V} + \nabla \mathcal{W}), \quad (113)$$

where  $\mathcal{V} = -\boldsymbol{\xi}^\top \mathcal{R} \boldsymbol{\xi} / 2$  is the ray bundle potential which was first introduced in eq. (73). Now, it is easy to see that if  $\mathcal{W} \rightarrow 0$ , then

$$\mathbf{p} \rightarrow \dot{\boldsymbol{\xi}}, \quad (114)$$

$$H(\boldsymbol{\xi}, \mathbf{p}) \rightarrow H(\boldsymbol{\xi}, \dot{\boldsymbol{\xi}}), \quad (115)$$

$$\frac{d\mathbf{p}}{dv} = -(\nabla \mathcal{V} + \nabla \mathcal{W}) \rightarrow \ddot{\boldsymbol{\xi}} = \mathcal{R} \boldsymbol{\xi}. \quad (116)$$

This means that the wave potential,  $\mathcal{W}$ , is the object that is responsible for the wave-like behaviour of the bundle. This is similar to the case in the Madelung–de Broglie–Bohm formalism where the quantum potential is solely responsible for the quantum behaviour of a given system.

At this point, we should also mention that the hydrodynamic analogy being a useful tool in extracting the wave-like properties of classical and quantum systems was also discussed in [83]. We believe this formalism is relevant in our problem as well since light bundles are represented by an effective stress–energy tensor of a null dust in the geometric optics limit. Most importantly, we will see that the hydrodynamic analogy helps us in distinguishing light beams which can avoid caustics from the ones which can not, in Section VI.

In the next section, we study light bundles initiated from a point source. We investigate the evolution of the light bundle wave function and compare its associated observables with the ones of the standard null bundle approach.

## V. POINT SOURCES

### A. Wave function and its physical relevance

We now follow the standard assumption of optics in cosmology. That is, we consider a point source which emits spherical waves and only a small section of the wavefront is accessible to an observer who is located at a far distance. One can also reverse the situation and assume that an observer shoots a light beam on the past null cone. In either of the cases, the congruence of null geodesics originates from a vertex point and the initial

deviation vector components are zero, i.e.,  $\boldsymbol{\xi}_0 = \mathbf{0}$ . Accordingly, the initial wave function we assign to a bundle can be written as a delta distribution, i.e.,

$$\Psi_0(\boldsymbol{\xi}', v') = C \delta(\boldsymbol{\xi}' - \boldsymbol{\xi}_0, v') = C \delta(\boldsymbol{\xi}' - \mathbf{0}, v'), \quad (117)$$

where  $C$  is some constant. Once we substitute this initial wave function into the integral transform in eq. (101), we obtain the final wave function of the point source (P.S.) as

$$\Psi_{P.S.}(\boldsymbol{\xi}, v) = \frac{C}{2\pi |\det \mathbf{B}|^{1/2}} \exp\left(\frac{i}{2} [\boldsymbol{\xi}^\top \mathbf{D} \mathbf{B}^{-1} \boldsymbol{\xi} - \pi]\right), \quad (118)$$

in its polar form  $\Psi_{P.S.}(\boldsymbol{\xi}, v) = \mathcal{R}_{P.S.} \exp(i\mathcal{S}_{P.S.})$ . Meaning, both the amplitude,

$$\mathcal{R}_{P.S.} = \frac{C}{2\pi |\det \mathbf{B}|^{1/2}}, \quad (119)$$

and the phase,

$$\mathcal{S}_{P.S.} = \frac{1}{2} [\boldsymbol{\xi}^\top \mathbf{D} \mathbf{B}^{-1} \boldsymbol{\xi} - \pi], \quad (120)$$

are real in this form.

In order to understand what the phase function  $\mathcal{S}_{P.S.}$  represents, let us consider the generic bundle transformation. Let us recall that the geometry of a null bundle can be studied via two linearly independent solutions,  $\vec{\xi}_\perp$  and  $\vec{\tilde{\xi}}_\perp$ , of the null geodesic deviation equation projected on a local 2–dimensional screen. Namely, for

$$\mathbf{Q} = \begin{bmatrix} \xi^1 & \tilde{\xi}^1 \\ \xi^2 & \tilde{\xi}^2 \end{bmatrix} \text{ and } \mathbf{P} = \begin{bmatrix} \dot{\xi}^1 & \dot{\tilde{\xi}}^1 \\ \dot{\xi}^2 & \dot{\tilde{\xi}}^2 \end{bmatrix}, \quad (121)$$

the wavefront curvature of the bundle can be obtained through  $\boldsymbol{\Gamma} = \mathbf{P} \mathbf{Q}^{-1}$  as outlined in Section II C. It is easy to check that  $\mathbf{Q}$  and  $\mathbf{P}$  obey the same phase space transformation rules, eq. (79), as the individual solutions  $\boldsymbol{\xi}$  and  $\tilde{\boldsymbol{\xi}}$ . That is,

$$\begin{aligned} \mathbf{Q} &= \mathbf{A} \mathbf{Q}' + \mathbf{B} \mathbf{P}', \\ \mathbf{P} &= \mathbf{C} \mathbf{Q}' + \mathbf{D} \mathbf{P}', \end{aligned} \quad (122)$$

where the  $2 \times 2$  matrices  $\mathbf{A}, \mathbf{B}, \mathbf{C}$  and  $\mathbf{D}$  are the sub-blocks of the ray bundle transformation matrix,  $\mathbf{T}$ , as before. The primed objects indicate the initial values. For the case of point sources we have  $\mathbf{Q}' = \mathbf{0}$ , as the initial deviation vectors are zero at a vertex point. Then,

$$\boldsymbol{\Gamma}_{P.S.} = \mathbf{P} \mathbf{Q}^{-1} = \mathbf{D} \mathbf{B}^{-1} \quad (123)$$

gives the wavefront curvature of a bundle initiated from a point source. Note that this term is exactly equal to the phase function  $\mathcal{S}_{P.S.}$  in eq. (120) in the so-called wavized case<sup>8</sup>. Let us recall that the deformation rate matrix,  $\Gamma_{ab}$ , relates the projected solutions of

<sup>8</sup> Indeed, there is also a  $\pi/2$  phase shift on which will discuss in the future.



the geodesic deviation equation to their derivatives, i.e.,  $\dot{\xi}_a = \langle \vec{s}_a, \xi^b \mathcal{D}_{\vec{s}_b} \vec{k} \rangle = \Gamma_{ab} \xi^b$ . Then, for null rays initiated from a point source,  $\mathbf{\Gamma}_{P.S.}$  is exactly equal to the deformation rate matrix given in eq. (32). Its components give the expansion and shear scalars of the bundle through eq. (33).

We now investigate what the amplitude,  $\mathcal{R}_{P.S.}$ , represents. From our previous discussions, we know that the determinant of  $\mathbf{Q}$  gives the cross-sectional area of a ray bundle. Then, for a bundle initiated from a point source, i.e.,  $\mathbf{Q}' = \mathbf{0}$ , we have

$$\delta \mathcal{X}_{P.S.} = \det \mathbf{Q} = \det (\mathbf{B}\mathbf{P}'). \quad (124)$$

Here,  $\mathbf{P}'$  is a constant matrix which gives the initial values of the derivatives of the deviation vectors. We remind that this is the matrix through which one calculates the the solid angles (See Section II E.). Then, we have

$$\mathcal{R}_{P.S.} \sim |\det \mathbf{B}|^{-1/2} \sim \delta \mathcal{X}_{P.S.}^{-1/2} \sim D_L^{-1}, \quad (125)$$

where the definition of the luminosity distance,  $D_L$ , was first presented earlier, in eq. (95). This means that the amplitude of the wave function is inversely proportional to the luminosity distance.

In summary, for a wavyed beam initiated from a point source, the phase function,  $\mathcal{S}_{P.S.}$ , gives the wavefront curvature matrix and it takes the same form as the one for a standard null bundle. The amplitude,  $\mathcal{R}_{P.S.}$ , of the wave function is inversely proportional to the square root of the cross-sectional area of the beam. In other words, it is inversely proportional to the luminosity distance.

## B. The evolution equations and the power conservation

We now analyze the pure imaginary and the real parts of the paraxial wave equation for a beam initiated at a point source. We start with the pure imaginary part which takes the form of a continuity equation, (110), for the intensity. For this, let us first write the intensity function for the point source case as,

$$I_{P.S.} = \Psi_{P.S.}^\dagger \Psi_{P.S.} = \left( \frac{C}{2\pi} \right)^2 |\det \mathbf{B}|^{-1}. \quad (126)$$

Then, we find the term that is interpreted as the effective momenta in the continuity equation as

$$\mathbf{p}_{P.S.} := \nabla \mathcal{S}_{P.S.} = \mathbf{\Gamma}_{P.S.} \boldsymbol{\xi}, \quad (127)$$

where  $\mathcal{S}_{P.S.}$  is given in eq. (120). The second equality in the above follows from the fact that  $\mathbf{\Gamma}_{P.S.} = \mathbf{D}\mathbf{B}^{-1}$  is symmetric<sup>9</sup>. Then it is easy to show that the continuity

equation takes the form,

$$\frac{dI_{P.S.}}{dv} = -\text{Tr} (\mathbf{\Gamma}_{P.S.}) I_{P.S.} = -2\theta I_{P.S.}, \quad (128)$$

where  $\theta$  is the expansion scalar<sup>10</sup> of the null bundle. We also realise this continuity equation is equivalent to the evolution equation of the squared amplitude of the electromagnetic wave in the leading order approximation of the JWKB-like method. That is, eq. (128) is equivalent to eq. (56) of the geometric optics limit.

It is known that in quantum mechanics, the Schrödinger equation preserves the norm of a wave function which is normalized to one. In our case, it is the paraxial wave equation, (105), that preserves the non-unit norm. Namely,

$$\mathcal{P} = \int_0^{\xi^*} (\Psi^\dagger \Psi) d^2 \boldsymbol{\xi}, \quad (129)$$

is invariant throughout the evolution. In our classical picture,  $\mathcal{P}$  corresponds to the integrated intensity over the cross-sectional area. It represents the power contained within a light beam.

In order to show that  $\mathcal{P}$  is conserved, we first consider the evolution equation for the cross-sectional area,  $\delta \mathcal{X}_{P.S.} = \det \mathbf{Q} = \det (\mathbf{B}\mathbf{P}')$ , of the beam. Once we take its derivative along the propagation direction,  $\vec{k}$ , we obtain

$$\frac{d(\det \mathbf{Q})}{dv} = \text{Tr} (\mathbf{\Gamma}_{P.S.}) (\det \mathbf{Q}), \quad (130)$$

by making use of the Hamilton's equations, (84), in the matrix form. Then, we observe that the power is indeed conserved, i.e.,

$$\frac{d\mathcal{P}_{P.S.}}{dv} = \frac{dI_{P.S.}}{dv} \delta \mathcal{X}_{P.S.} + I_{P.S.} \frac{d\delta \mathcal{X}_{P.S.}}{dv} = 0, \quad (131)$$

due to the evolution equations of intensity and the cross-sectional area, presented in eqs. (128) and (130) respectively. In other words, the imaginary part of the paraxial wave equation guarantees that the power is constant throughout the propagation. This means that the evolution equation of  $I_{P.S.}$  is a genuine continuity equation, rather than being a mere analogy. We should note that this result is also equivalent to the photon number conservation of the bundle which is sometimes referred to as the *area law* in the cosmological context, as given in eq. (58).

Let us now look into the real part of the paraxial wave equation. First thing to check is the value of the wave potential,  $\mathcal{W}$ , as it is the object that differentiates the evolution equations of a wavyed light

<sup>9</sup> This is due to the symplectic symmetry  $\mathbf{B}\mathbf{T}\mathbf{D} = \mathbf{D}\mathbf{T}\mathbf{B}$  of the ray bundle transformation matrix,  $\mathbf{T}$ , presented in eq. (83).

<sup>10</sup> As  $\mathbf{\Gamma}_{P.S.}$  is equal to the deformation rate matrix of the corresponding ray bundle, the trace of  $\mathbf{\Gamma}_{P.S.}$  gives twice the expansion scalar through eq. (33).

bundle from the Hamilton–Jacobi equation of the standard null bundle. By substituting the amplitude function  $\mathcal{R}_{P.S.} = C/(2\pi|\det\mathbf{B}|)^{1/2}$  in the definition of  $\mathcal{W}$  in eq. (112), we determine that the wave potential of a point source wave function is zero, i.e.,  $\mathcal{W}_{P.S.} = 0$ . This follows from the fact that the intensity of the wave is homogeneous on the observational screen and its value is same as the one of the electromagnetic field corresponding to the central null geodesic in the geometric optics limit.

Moreover, it is easy to show that the effective momenta,  $\mathbf{p}_{P.S.}$ , of the wavized beam given in eq. (127) are indeed equal to  $\dot{\boldsymbol{\xi}} = \mathbf{D}\mathbf{B}^{-1}\boldsymbol{\xi}$  which are the canonical momenta of the standard null bundle. Then, the real part of the paraxial wave equation is equal to the Hamilton–Jacobi equation, (92), of the ordinary thin null bundle formulation. Accordingly, the equations of motion of the wavized beam are same as the screen projected geodesic deviation equations,  $\dot{\boldsymbol{\xi}} = \mathcal{R}\boldsymbol{\xi}$ .

We should note that this result is directly related to the evolution equation of the wavefront curvature matrix. As  $\boldsymbol{\Gamma}_{P.S.}$  is equal to the deformation rate matrix, we expect it to satisfy the real, non–linear Riccati equation,

$$\dot{\boldsymbol{\Gamma}}_{P.S.} + \boldsymbol{\Gamma}_{P.S.}\boldsymbol{\Gamma}_{P.S.} - \mathcal{R} = 0. \quad (132)$$

We observe that the equation above is indeed satisfied once we make use of the matrix Hamiltonian eqs. (84) that govern the evolution of the ray bundle. Eventually, solving this evolution equation for  $\boldsymbol{\Gamma}_{P.S.}$  is equivalent to solving the Sachs optical equations of a standard bundle as we discussed in Section II C.

We complete this section by reaching the following conclusion. In the case of a perfect point source, the evolution equations of a wavized bundle involve the same information as the evolution equations of a standard ray bundle. No new information can be gained through the so–called wavization procedure. This situation is analogous to the propagation of almost–spherical waves in the paraxial Newtonian optics. In the next section, we explore more interesting solutions of the wavization procedure in which non–trivial results are obtained.

## VI. GAUSSIAN BEAMS

The connection between the paraxial ray optics and the mathematical formulation of Gaussian beams was established around the 1960s in the Newtonian optics community [65–68]. On the other hand, there is no a consensus in the literature on a unique method to obtain a Gaussian beam profile starting from the standard ray theory [61, 84]. The only common ground is the introduction of complex variables. For example, in the early works, it was stated that when the position and the direction of a ray take complex values, the curvature of the wavefront also becomes complex. This results in a transverse profile for the wave amplitude [68, 85, 86]. In that case, the Riccati equation that govern the evolution of the curvature matrix of the wavefront and which is real in the

ray optics scenario becomes complex [84, 87, 88]. For practical applications, authors independently consider a complex refractive index, a complex wave vector and a complex eikonal in order to study the Gaussian beams [89–92]. When the complex geometric optics was developed, it was argued that the light follows trajectories in a genuinely complex space and the initial values of a trajectory take complex values in order to create the wave effects [88, 93, 94]. We should also note that a unified view was established recently through the introduction of a complex Maxwell stress–energy tensor in the Newtonian optics [95].

The method we adopt in this work is aligned mostly with the works of Arnaud [68] and Cerveny [84, 96] where the authors focus on those rays whose displacement vectors take complex values when measured from an axis. In our case, it is the relative dynamics of the central null geodesic and the outer–most geodesic that shapes the physical observables. Therefore, the location at which the ray pierces a transverse screen is obtained through the geodesic deviation vector. In this respect, we focus on the complex sum of two real solutions of the geodesic deviation equation.

In the following sections, we suggest a geometric construction which results in a Gaussian beam profile for a narrow beam initiated from a small, yet a finite sized source. The characteristic parameters of this beam depend on the curvature of the underlying spacetime rather than random processes.

### A. On the complex wavefront curvature

For a generic beam, the amplitude of the intensity of light changes not only in the propagation direction but also in the transverse direction. For a Gaussian beam, the intensity is maximum at the center and it decays exponentially towards the edges of a  $v = \text{constant}$  surface. In order to have such an exponential decay, one requires a complex curvature matrix,  $\boldsymbol{\Gamma} = \boldsymbol{\Gamma}_{\mathbf{R}} + i\boldsymbol{\Gamma}_{\mathbf{I}}$  of the wavefront, where  $\boldsymbol{\Gamma}_{\mathbf{R}}$  and  $\boldsymbol{\Gamma}_{\mathbf{I}}$  are real. To be more specific, the corresponding wave function of the beam should be in the form

$$\Psi = \frac{\kappa}{(\det\mathbf{Q})^{1/2}} \exp\left(\frac{i}{2}\boldsymbol{\xi}^T\boldsymbol{\Gamma}_{\mathbf{R}}\boldsymbol{\xi}\right) \exp\left(\frac{-1}{2}\boldsymbol{\xi}^T\boldsymbol{\Gamma}_{\mathbf{I}}\boldsymbol{\xi}\right), \quad (133)$$

where  $\kappa = (I_0 \det\mathbf{Q}')^{1/2}$  is a constant with  $I_0$  being the initial intensity of the beam and  $\mathbf{Q}'$  being the initial value of the complex matrix  $\mathbf{Q}$ . Note that without the complex part,  $\boldsymbol{\Gamma}_{\mathbf{I}}$ , of the wavefront curvature matrix, the exponential decay of the amplitude is not possible. Here, we should also mention that  $\boldsymbol{\xi}$  is not representing the deviation vector of the outer–most geodesic of the bundle any longer. Rather, it is a variable on the 2–dimensional screen space. We also note that  $\det\mathbf{Q}$  is independent of  $\boldsymbol{\xi}$ . Its specification will be clear in a while.

In the previous sections, we only considered those curvature matrices which are real. This was because of the fact that we considered real solutions of the geodesic deviation equation to construct  $\mathbf{Q}$  and  $\mathbf{P}$  matrices. In order to obtain the aforementioned complex curvature matrix,  $\mathbf{\Gamma} = \mathbf{P}\mathbf{Q}^{-1}$ , one needs to consider complex solutions, or as we do here, complex combinations of real solutions of the geodesic deviation equation. Let us write them explicitly as,

$$\mathbf{Q} = \mathbf{Q}_R + i\mathbf{Q}_I, \quad \mathbf{P} := \dot{\mathbf{Q}} = \dot{\mathbf{Q}}_R + i\dot{\mathbf{Q}}_I. \quad (134)$$

In general, one can consider any four linearly independent solutions to construct the complex  $\mathbf{Q}$  (and  $\mathbf{P}$ ) matrices as long as certain criteria are satisfied. To be specific, in order for a Gaussian beam to be well defined throughout the propagation, it has to fulfill the following requirements [35]

- i) The matrix  $\mathbf{Q}$  should be regular for all values of the evolution parameter  $v$ . This means  $\det\mathbf{Q} \neq 0 \forall v$ ,
- ii)  $\mathbf{\Gamma}_I$  should be positive definite,
- iii) The complex curvature matrix,  $\mathbf{\Gamma}$ , should be symmetric. In other words, both  $\mathbf{\Gamma}_R$  and  $\mathbf{\Gamma}_I$  should be symmetric matrices.

It is known that as long as the criteria above are satisfied at the initial point, they are satisfied throughout the evolution [84].

In this subsection, we outlined the necessary conditions for a Gaussian beam to be well-defined. In the next one, we show how  $\mathbf{\Gamma}$  and  $\mathbf{Q}$  evolve, while the Gaussian intensity profile is preserved.

### B. Gaussian beams remain Gaussian

In order for the Gaussian wave function in eq. (133) to be a solution of the paraxial wave eq. (105) for each value of the affine parameter  $v$ , it has to preserve its form throughout the propagation. This imposes certain relationships: (i) between the initial,  $\mathbf{\Gamma}'$ , and the final,  $\mathbf{\Gamma}$ , values of the complex wavefront curvature; (ii) between the initial,  $\mathbf{Q}'$ , and final values of the complex matrix,  $\mathbf{Q}$ . Those are respectively given by [65, 68]

$$\mathbf{\Gamma} = (\mathbf{C} + \mathbf{D}\mathbf{\Gamma}')(\mathbf{A} + \mathbf{B}\mathbf{\Gamma}')^{-1} \quad (135)$$

and

$$\mathbf{Q} = \mathbf{Q}'(\mathbf{A} + \mathbf{B}\mathbf{\Gamma}'). \quad (136)$$

The relations above are known as the *ABCD law* in the Newtonian optics literature. Even though those results are a well-known, we provide a detailed proof of their derivation in Appendix A, for the completeness of the paper. We also would like to highlight that eqs. (135) and (136) hold due to the underlying symplectic symmetries of the ray bundle transformation matrix,  $\mathbf{T}$ .

### C. The principal curvatures and the widths

We know from Section II C that for light bundles whose deviation vector is in orthogonal correspondence with its propagation vector, the principal curvatures of the wavefront are found through the eigenvalues of a real curvature matrix,  $\mathbf{\Gamma}$ . The wavefront, in that case, is defined by a surface which represents *both* the constant phase *and* the constant amplitude surfaces of a wave field. For the Gaussian beams, the situation is different. Namely, the constant amplitude and the constant phase surfaces do not coincide. Accordingly, we need to define both the principal curvatures and the widths in order to characterize the geometry of the beam. This requires the simultaneous diagonalization of the real part,  $\mathbf{\Gamma}_R$ , and the imaginary part,  $\mathbf{\Gamma}_I$ , of the complex curvature matrix,  $\mathbf{\Gamma}$ . Essentially, we are looking for a non-singular, real transformation that takes the Sachs basis into a possibly non-orthonormal basis with respect to which the curvature matrix,  $\mathbf{\Gamma}$ , is diagonalized. We require this in order for the principal curvatures and the widths to be consistently defined.

Simultaneous diagonalization of two real matrices is not a trivial problem in mathematics. However, if those two matrices are symmetric and at least one of the matrices is positive definite, then the simultaneous diagonalization is possible [97]. In Section VI A, we mentioned that in order to have a well defined Gaussian beam, both  $\mathbf{\Gamma}_R$  and  $\mathbf{\Gamma}_I$  have to be symmetric. In addition,  $\mathbf{\Gamma}_I$  has to be positive definite. Thus, diagonalization of  $\mathbf{\Gamma}$  is possible.

In Appendix B, we outline the set of transformations one needs to apply on  $\mathbf{\Gamma}_R$  and  $\mathbf{\Gamma}_I$  in order to diagonalize them simultaneously. Essentially, we transform the Sachs basis,  $\vec{s}$ , into a new spatial, 2-dimensional, real screen basis,  $\vec{e}$ , via

$$\mathbf{s} = \mathcal{M}\mathbf{e}, \quad (137)$$

where  $\mathcal{M}$  is orthonormal. Then, the Sachs basis components,  $\xi$ , of the screen projected deviation vector are transformed via

$$\xi = \mathcal{M}\mathbf{r}, \quad (138)$$

where  $\mathbf{r}$  is the position vector on the 2-dimensional screen in the new basis. The procedure presented in Appendix B allows us to put the wave function of a generic Gaussian beam in eq. (133) into the following form,

$$\Psi = \frac{\kappa}{(\det\mathbf{Q})^{1/2}} \exp\left(\frac{i}{2}\mathbf{r}^\top\mathbf{\Lambda}_{\Gamma_R}\mathbf{r}\right) \exp\left(\frac{-1}{2}\mathbf{r}^\top\mathbf{\Lambda}_{\Gamma_I}\mathbf{r}\right). \quad (139)$$

Here,

$$\begin{aligned}\Lambda_{\Gamma_R} &= \mathcal{M}^\top \Gamma_R \mathcal{M} = \begin{bmatrix} K_1 & 0 \\ 0 & K_2 \end{bmatrix}, \\ \Lambda_{\Gamma_I} &= \mathcal{M}^\top \Gamma_I \mathcal{M} = \begin{bmatrix} W_1^{-2} & 0 \\ 0 & W_2^{-2} \end{bmatrix},\end{aligned}\quad (140)$$

with  $\{K_1(v), K_2(v)\}$  being the principal curvatures of the Gaussian beam and  $\{W_1(v), W_2(v)\}$  represent its widths given at some value of  $v$ .

## D. Finite sources

### 1. The geometric construction

In this section, we suggest a method which both fulfils the criteria (i)–(iii) of Section VIA for having a well-defined Gaussian beam and which allows one to obtain the physical parameters of a beam explicitly. We should note that the geometric construction we propose here formulates a Gaussian beam which initiates from a finite source. However, it should be noted that this is not a unique way of formulating a Gaussian beam and one might consider other options for different physical scenarios.

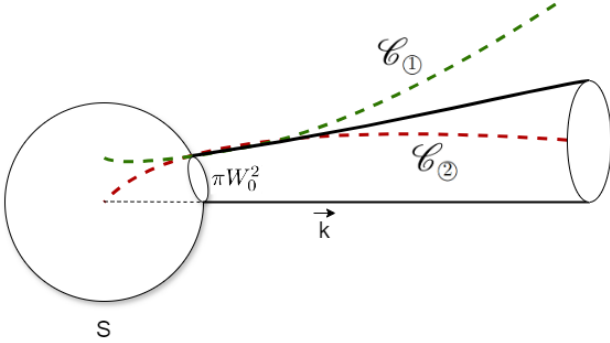


FIG. 3. Two null congruences,  $\mathcal{C}_1$ , and  $\mathcal{C}_2$  initiated from a finite source,  $S$ . Those are represented by dashed lines. The Gaussian beam is obtained through their complex sum and it is sketched in solid lines here.

Let us begin with considering two null congruences,  $\mathcal{C}_1$  and  $\mathcal{C}_2$ , which share the same central null geodesic with a tangent vector  $\vec{k}$  (See Fig. (3)). We denote the Sachs basis components of two linearly independent, real solutions of the geodesic deviation equation of  $\mathcal{C}_1$  as  $\eta$  and  $\tilde{\eta}$ . Similarly, the Sachs basis components of any two linearly independent, real solutions belonging to  $\mathcal{C}_2$  are denoted as  $\zeta$  and  $\tilde{\zeta}$  (See Fig. (4)). We use the deviation vectors of the first congruence,  $\mathcal{C}_1$ , to construct the matrix  $\mathbf{Q}_R$  and the ones of the second congruence,  $\mathcal{C}_2$ , to construct  $\mathbf{Q}_I$ , i.e.,

$$\mathbf{Q}_R = \begin{bmatrix} \eta^1 & \tilde{\eta}^1 \\ \eta^2 & \tilde{\eta}^2 \end{bmatrix}, \quad \mathbf{Q}_I = \begin{bmatrix} \zeta^1 & \tilde{\zeta}^1 \\ \zeta^2 & \tilde{\zeta}^2 \end{bmatrix}. \quad (141)$$

Next, for each congruence, we pick different initial conditions for the solutions of the geodesic deviation equation. Namely,

$$\begin{aligned}\{\eta' \neq 0, \dot{\eta}' = 0\} \text{ and } \{\tilde{\eta}' \neq 0, \dot{\tilde{\eta}}' = 0\} \text{ for } \mathcal{C}_1, \\ \{\zeta' = 0, \dot{\zeta}' \neq 0\} \text{ and } \{\tilde{\zeta}' = 0, \dot{\tilde{\zeta}}' \neq 0\} \text{ for } \mathcal{C}_2,\end{aligned}\quad (142)$$

We will see in a while that having a complex  $\mathbf{Q}$ , i.e.,  $\mathbf{Q} = \mathbf{Q}_R + i\mathbf{Q}_I$  as above allows us to extend the formalism from point sources to finite sources.

Those four solutions of the projected geodesic deviation equation are propagated as in eq. (79) via the symplectic transformation matrix,  $\mathbf{T}$ . Accordingly, so do the real and imaginary parts of  $\mathbf{Q}$  and  $\mathbf{P} := \mathbf{Q}$  matrices. Then, we have

$$\begin{aligned}\mathbf{Q}_R &= \mathbf{A}\mathbf{Q}'_R + \mathbf{B}\mathbf{P}'_R, \quad \mathbf{Q}_I = \mathbf{A}\mathbf{Q}'_I + \mathbf{B}\mathbf{P}'_I, \\ \mathbf{P}_R &= \mathbf{C}\mathbf{Q}'_R + \mathbf{D}\mathbf{P}'_R, \quad \mathbf{P}_I = \mathbf{C}\mathbf{Q}'_I + \mathbf{D}\mathbf{P}'_I.\end{aligned}$$

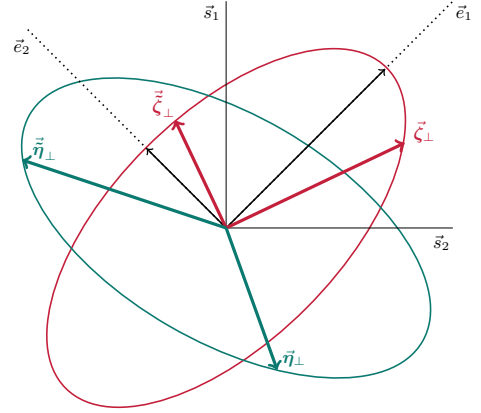


FIG. 4. Projected solutions of the geodesic deviation equation for congruences  $\mathcal{C}_1$  and  $\mathcal{C}_2$ .

Next, we calculate the complex curvature matrix as

$$\begin{aligned}\Gamma &= \mathbf{P}\mathbf{Q}^{-1} = (\mathbf{P}_R + i\mathbf{P}_I)(\mathbf{Q}_R + i\mathbf{Q}_I)^{-1}, \\ \Gamma &= (\mathbf{C}\mathbf{Q}'_R + i\mathbf{D}\mathbf{P}'_I)(\mathbf{A}\mathbf{Q}'_R + i\mathbf{B}\mathbf{P}'_I)^{-1},\end{aligned}\quad (143)$$

with the initial conditions (142), i.e.,  $\{\mathbf{P}'_R = \mathbf{0}, \mathbf{Q}'_I = \mathbf{0}\}$ . In addition, the initial values  $\mathbf{Q}'_R$  and  $\mathbf{P}'_I$  are chosen in such a way that they satisfy

$$\mathbf{Q}'_R = W_0^2 \mathbf{I}_2 \mathbf{P}'_I, \quad (144)$$

where  $W_0$  corresponds to the initial width of the beam that is sometimes referred to as the *waist* or the *spot size*. Such a choice of initial conditions allows one to study a beam which expands starting from its waist. It incorporates information about the initial area of a finite size from which light rays are initiated [61]. Substitution of the initial conditions in eq. (144) into the complex curvature matrix in eq. (143) gives

$$\Gamma_{G.B.} = (\tilde{\mathbf{C}} + i\mathbf{D})(\tilde{\mathbf{A}} + i\mathbf{B})^{-1}, \quad (145)$$

where we write  $\tilde{\mathbf{A}} = W_0^2 \mathbf{A}$  and  $\tilde{\mathbf{C}} = W_0^2 \mathbf{C}$  for simpler notation. Then, the curvature matrix can be written in the form  $\mathbf{\Gamma}_{G.B.} = \mathbf{\Gamma}_{\mathbf{R}} + i\mathbf{\Gamma}_{\mathbf{I}}$  with<sup>11</sup>

$$\mathbf{\Gamma}_{\mathbf{R}} = \left[ \tilde{\mathbf{C}}\tilde{\mathbf{A}}^\top + \mathbf{D}\mathbf{B}^\top \right] \left[ \tilde{\mathbf{A}}\tilde{\mathbf{A}}^\top + \mathbf{B}\mathbf{B}^\top \right]^{-1}, \quad (146)$$

$$\mathbf{\Gamma}_{\mathbf{I}} = W_0^2 \left[ \tilde{\mathbf{A}}\tilde{\mathbf{A}}^\top + \mathbf{B}\mathbf{B}^\top \right]^{-1}. \quad (147)$$

Note that all of the criteria required for a well-defined Gaussian beam propagation are fulfilled in this case. Meaning,

- i)  $\mathbf{Q} = \mathbf{A}\mathbf{Q}' + i\mathbf{B}\mathbf{P}'$  is regular everywhere,
- ii)  $\mathbf{\Gamma}_{\mathbf{I}}$  is positive definite,
- iii)  $\mathbf{\Gamma}_{\mathbf{R}}$  and  $\mathbf{\Gamma}_{\mathbf{I}}$  which are respectively given in eqs. (146) and (147) are symmetric matrices.

The proof of those results are presented in Appendix C.

## 2. Evolution equations and the power conservation

We now study the evolution equations of the Gaussian beam presented in the previous subsection. Let us recall that in the case of a beam initiated from a point source, the wavization procedure does not bring any new information to the standard null bundle evolution equations. Here, we identify certain wave-like properties of a Gaussian beam while keeping track of the differences between beams of point sources and finite sources.

In order to investigate the Gaussian beam evolution within the hydrodynamic analogy, we have to put the Gaussian wave function in eq. (133) into its polar form. However, it is not immediately obvious whether this is possible for a generic Gaussian wave function, as the determinant of  $\mathbf{Q}$  that appears inside the square root is complex. On the other hand, the geometric construction we presented in Section VID 1 allows us to perform the following manipulations.

We start with decomposing  $\det \mathbf{Q}^{1/2}$ , that appears on the denominator of the Gaussian wave function (133), into its real and pure imaginary parts. For this, we first substitute the initial conditions mentioned earlier into  $\mathbf{Q} = \mathbf{A}\mathbf{Q}' + i\mathbf{B}\mathbf{P}'$ . Then, its determinant follows as,

$$\det \mathbf{Q} = \det \left( \tilde{\mathbf{A}} + i\mathbf{B} \right) \det \mathbf{P}' \quad (148)$$

<sup>11</sup> In order to find the real and the pure imaginary parts of  $\mathbf{\Gamma}_{G.B.}$ , we first replace  $\left( \tilde{\mathbf{A}} + i\mathbf{B} \right)^{-1}$  in eq. (145) with

$$\left( \tilde{\mathbf{A}} - i\mathbf{B} \right)^\top \left[ \left( \tilde{\mathbf{A}} + i\mathbf{B} \right) \left( \tilde{\mathbf{A}} - i\mathbf{B} \right)^\top \right]^{-1}.$$

Then, we use the symplectic properties  $\mathbf{A}\mathbf{B}^\top = \mathbf{B}\mathbf{A}^\top$  and  $\mathbf{D}\mathbf{A}^\top - \mathbf{C}\mathbf{B}^\top = \mathbf{I}_2$  of the ray bundle transformation matrix given in eq. (83).

In that case, the Gaussian wave function can be rewritten as

$$\Psi = \frac{\beta}{\left( \det \left[ \tilde{\mathbf{A}} + i\mathbf{B} \right] \right)^{1/2}} \exp \left( \frac{i}{2} \boldsymbol{\xi}^\top \mathbf{\Gamma}_{\mathbf{R}} \boldsymbol{\xi} \right) \exp \left( \frac{-1}{2} \boldsymbol{\xi}^\top \mathbf{\Gamma}_{\mathbf{I}} \boldsymbol{\xi} \right). \quad (149)$$

Here, the  $(\det \mathbf{P}')^{-1/2}$  is absorbed in the constant  $\kappa$  of eq. (133), i.e.,  $\beta = \kappa (\det \mathbf{P}')^{-1/2} = I_0^{1/2} W_0^2$ .

Now, the problem reduces to finding the real and pure imaginary parts of  $(\det [\tilde{\mathbf{A}} + i\mathbf{B}])^{1/2}$ . For this, we will use the fact that there exists a unitary matrix<sup>12</sup>,

$$\mathbf{u} = \left[ \tilde{\mathbf{A}}\tilde{\mathbf{A}}^\top + \mathbf{B}\mathbf{B}^\top \right]^{-1/2} \left( \tilde{\mathbf{A}} + i\mathbf{B} \right), \quad (150)$$

associated with  $\left( \tilde{\mathbf{A}} + i\mathbf{B} \right)$ . It follows from the definition of the unitary matrices that,  $\mathbf{u}$  can be uniquely factorized as a product of two unitary matrices, i.e.,  $\mathbf{u} = \mathbf{u}_1 \mathbf{u}_2$ , where  $\mathbf{u}_1 = \exp(i\alpha/2) \mathbf{I}_2$  and  $\mathbf{u}_2 \in \text{SU}(2)$ . Then, taking the determinant of both sides of eq. (150) gives us<sup>13</sup>

$$\det \left( \tilde{\mathbf{A}} + i\mathbf{B} \right) = W_0^2 \exp(i\alpha) (\det \mathbf{\Gamma}_{\mathbf{I}})^{-1/2}. \quad (151)$$

Finally, we substitute equation above into eq. (149) and we obtain the Gaussian wave function in its polar form as,

$$\Psi_{G.B.} = \mathcal{R}_{G.B.} \exp(i\mathcal{S}_{G.B.}), \quad (152)$$

where

$$\mathcal{R}_{G.B.} = \frac{I_0^{1/2} W_0}{\det \mathbf{\Gamma}_{\mathbf{I}}^{-1/4}} \exp \left( -\frac{1}{2} \boldsymbol{\xi}^\top \mathbf{\Gamma}_{\mathbf{I}} \boldsymbol{\xi} \right), \quad (153)$$

and

$$\mathcal{S}_{G.B.} = \frac{1}{2} \boldsymbol{\xi}^\top \mathbf{\Gamma}_{\mathbf{R}} \boldsymbol{\xi} - \frac{\alpha}{2}. \quad (154)$$

Let us now investigate the physical observables associated with the Gaussian beam. We start with the intensity profile,

$$I_{G.B.} = \Psi_{G.B.}^\dagger \Psi_{G.B.} = \frac{I_0 W_0^2 \exp(-\boldsymbol{\xi}^\top \mathbf{\Gamma}_{\mathbf{I}} \boldsymbol{\xi})}{\det \mathbf{\Gamma}_{\mathbf{I}}^{-1/2}}. \quad (155)$$

The first thing we realise is that as opposed to the intensity profile,  $I_{P.S.} = I_{P.S.}(v)$ , of a point source given

<sup>12</sup> In Appendix C, we reminded the Iwasawa pre-decomposition via which the symplectic matrix,  $\mathbf{T}$ , can be factorized into three portions: the shearing matrix, the pure magnifier and the fractional Fourier transformer. We highlight that the unitary matrix in eq. (150) is a slight modification of the unitary matrix, (C4), that is associated with the fractional Fourier transformer part of  $\mathbf{T}$ . They are equal when the initial width is set to 1.

<sup>13</sup> Here we use eq. (147), and the symplectic condition  $\mathbf{A}\mathbf{B}^\top = (\mathbf{A}\mathbf{B}^\top)^\top$  given in eq. (83).

in eq. (126), the Gaussian beam intensity,  $I_{G.B.}(\xi, v)$ , changes along the transverse plane. Once we integrate the Gaussian beam intensity in eq. (155) along the transverse plane, we find the power contained in the Gaussian beam, i.e.,

$$\mathcal{P}_{G.B.} = \int_{-\infty}^{\infty} I_{G.B.} d^2\xi = \mathcal{P}_0, \quad (156)$$

where  $\mathcal{P}_0 = I_0 (\pi W_0^2)$  is a constant that gives the initial power contained within the beam. Thus, similar to the bundle initiated from a point source, the power is conserved within our Gaussian beam initiated at a finite extend.

Next, we look into the the evolution equations and we start our analysis with the imaginary part of the paraxial wave equation. For this, we first calculate  $\mathbf{p}_{G.B.}$  which can be interpreted as the representative effective momenta of the beam. Through its definition in eq. (109) it follows as

$$\mathbf{p}_{G.B.} = \nabla \mathcal{S}_{G.B.} = \mathbf{\Gamma}_R \xi. \quad (157)$$

Substitution of  $I_{G.B.}$  and  $\mathbf{p}_{G.B.}$  into the imaginary part of the paraxial wave equation, (110), gives an evolution equation for  $\mathbf{\Gamma}_I$  as,

$$\dot{\mathbf{\Gamma}}_I + \mathbf{\Gamma}_I \mathbf{\Gamma}_R + \mathbf{\Gamma}_R \mathbf{\Gamma}_I = 0. \quad (158)$$

Note that this equation is equivalent to,

$$\frac{d(\det \mathbf{\Gamma}_I)}{dv} = -2(\text{Tr} \mathbf{\Gamma}_R)(\det \mathbf{\Gamma}_I). \quad (159)$$

As the imaginary part of the wavefront curvature,  $\mathbf{\Gamma}_I$ , represents the widths of the beam after a proper diagonalization process, we reach the conclusion that the imaginary part of the paraxial wave equation determines how the widths of the beam evolve.

We now consider the real part of the paraxial wave equation, that is in the form of a Hamilton–Jacobi equation with an extra wave potential,  $\mathcal{W}$ . Accordingly, we first obtain the wave potential, by substituting  $\mathcal{R}_{G.B.}$  into its definition given in eq. (112). Then, we get

$$\mathcal{W}_{G.B.} = \frac{1}{2}(\text{Tr} \mathbf{\Gamma}_I + \xi^T \mathbf{\Gamma}_I \mathbf{\Gamma}_I \xi). \quad (160)$$

Finally, substitution of this result,  $\mathcal{S}_{G.B.}$  and  $\mathbf{p}_{G.B.}$  into the real part of the paraxial wave equation, (111), gives us

$$\dot{\mathbf{\Gamma}}_R + \mathbf{\Gamma}_R \mathbf{\Gamma}_R + \mathbf{\Gamma}_I \mathbf{\Gamma}_I - \mathcal{R} = 0, \quad (161)$$

with

$$\dot{\alpha} = \text{Tr} \mathbf{\Gamma}_I. \quad (162)$$

Here,  $\alpha$  is the argument of the determinant of the unitary matrix defined in eq. (150). As the principal curvatures of the wavefront are obtained via the diagonalization of the real part of the curvature matrix,  $\mathbf{\Gamma}_R$ , we conclude that the real part of the paraxial wave equation provides an evolution equation for the principal curvatures of the beam.

### 3. Comparison with point sources

The Gaussian beam of a finite source demonstrates some wave-like properties as opposed to the wave function of a beam initiated at a point source. We list those properties as the following:

- (i) One of the fundamental trait of wave-like phenomena in nature is that the amplitude and the phase functions of a wave are coupled. When we look into the evolution eqs. (158) and (161) we realise that  $\mathbf{\Gamma}_I$  and  $\mathbf{\Gamma}_R$ , which are essentially responsible for the intensity profile and the phase of the wave function respectively, are indeed coupled. The evolution equations of  $\mathbf{\Gamma}_R$  and  $\mathbf{\Gamma}_I$  can be studied under a single *complex* Riccati equation

$$\dot{\mathbf{\Gamma}}_{G.B.} + \mathbf{\Gamma}_{G.B.} \mathbf{\Gamma}_{G.B.} - \mathcal{R} = 0. \quad (163)$$

To be more specific, once we substitute  $\mathbf{\Gamma}_{G.B.} = \mathbf{\Gamma}_R + i\mathbf{\Gamma}_I$  in eq. (163), its imaginary part gives eq. (158) and its real part gives eq. (161). At this point, we recall from Section V that the wavefront curvature matrix,  $\mathbf{\Gamma}_{P.S.}$ , of the point source wave function also satisfies a non-linear Riccati equation,  $\dot{\mathbf{\Gamma}}_{P.S.} + \mathbf{\Gamma}_{P.S.} \mathbf{\Gamma}_{P.S.} - \mathcal{R} = 0$ . Only that this equation is real. Such an argument is also in line with the fact that constant-phase and constant-amplitude surfaces differ in Gaussian beams. Whereas, for a light bundle initiated from a point source, those two surfaces coincide.

- (ii) In Section IV C, we outlined that once the wavefunction of the beam is written in its polar form, the evolution equation of the phase function, eq. (111), takes the form of a Hamilton–Jacobi equation with an extra potential-like term,  $\mathcal{W}$ . We observe that for a point source wave function,  $\mathcal{W}_{P.S.} = 0$  holds. On the other hand, for a Gaussian wave function,  $\mathcal{W}_{G.B.} \neq 0$  and it is given via eq. (160). Note that the wave potential is solely responsible for the wave-like behaviour of a bundle via the modification it brings to the equations of motion. In this respect, the equations of motion of a point source bundle are same as the projected geodesic deviation equation of standard bundles. Whereas, the equations of motion of a Gaussian beam differs from the projected geodesic deviation equation. This brings us to the next argument.

- (iii) In this work, we denoted the momentum vector associated with the central geodesic of a bundle as,  $\vec{k}$ . On the other hand, null congruences are composed of many geodesics and they can be represented by the canonical momenta,  $\xi$ , of a standard null congruence. In addition, the wavization procedure introduces a new object,  $\mathbf{p}$ , that acts as an effective momenta of the beam. For point sources, we observe that  $\mathbf{p}_{P.S.} = \xi$  holds. However, for the case

of a Gaussian beam,  $\mathbf{p}_{G.B.}$  is not equal to  $\dot{\xi}$  and it is given through eq. (157). Mathematically speaking, this is due to the non-vanishing  $\mathcal{W}_{G.B.}$  term that acts like an extra potential in our harmonic-oscillator type problem. However, one should be careful in this analysis. Namely, the Gaussian beam is composed of two bundles,  $\{\mathcal{C}_{\odot}, \mathcal{C}_{\oplus}\}$ , and  $\mathbf{p}_{G.B.}$  keeps track of neither of the physical bundle trajectories. Rather, it is an object of statistical nature which emerges due to the superposition of two bundles. It acts like a stream-line momenta in the hydrodynamic analogy. Accordingly, we prefer to use the term *wave-like* effects to signal the underlying coarse-graining rather than claiming that those are associated with genuine wave effects.

There are also some similarities between the point source bundles and the Gaussian beams. For instance, the evolution of the term  $\det \mathbf{Q}$  along the beam follows the same relation as in the point source case. That is,

$$\frac{d(\det \mathbf{Q}_{G.B.})}{dv} = \text{Tr}(\mathbf{\Gamma}_{G.B.})(\det \mathbf{Q}_{G.B.}), \quad (164)$$

is similar to the evolution equation, (130), of  $\det \mathbf{Q}_{P.S.}$ . The difference is that the equation for the Gaussian beam is complex and the one for the point source is real. Nevertheless, the cross-sectional area of a beam can be obtained by the same object in either of the cases. That is

$$\delta \mathcal{X} := \det(\mathbf{Q}^\dagger \mathbf{Q})^{1/2}. \quad (165)$$

This brings us to the discussion of the point source limit of a Gaussian beam. This limit is obtained by taking the initial width of the beam to zero. Namely, when  $W_0 \rightarrow 0$ , we have

$$\begin{aligned} \mathbf{\Gamma}_I &\rightarrow 0, \\ \mathcal{W}_{G.B.} &\rightarrow 0, \\ \mathbf{p}_{G.B.} &\rightarrow \dot{\xi}, \\ \delta \mathcal{X}_{G.B.} &\rightarrow \delta \mathcal{X}_{P.S.}, \\ \psi_{G.B.} &\rightarrow \psi_{P.S.}, \\ \text{Complex } \mathbf{\Gamma}_{G.B.} &\rightarrow \text{Real } \mathbf{\Gamma}_{P.S.}, \\ \text{Complex Riccati eq. (163)} &\rightarrow \text{Real Riccati eq. (132)}. \end{aligned}$$

We then conclude with the following arguments. When a small yet a finite size source emits light, the corresponding wavefront is not expected to be perfectly spherical. Accordingly, a distant observer, who has access to a very small portion of this wavefront, is not anticipated to estimate a homogeneous intensity profile on his/her observational screen. Rather, the local wavefront can be modelled via the superposition of at least two congruences initiated from different points of the source. The associated intensity then takes a Gaussian profile which depends on the curvature of the underlying spacetime. Once the initial width of the beam is taken to be zero, the standard null bundle geometry is retrieved and the intensity profile is homogeneous on the observational screen.

## VII. IMPLICATIONS AND DISCUSSIONS

### A. Coherence vs. incoherence: Point, finite and extended sources

In astrophysical and cosmological applications, one usually considers two types of sources in general: (i) point sources which emit coherent light, such as massive stars, pulsars, supernova, etc. (ii) extended sources which are incoherent light sources, such as galaxies, clusters, or interstellar clouds. Observed images are put under one of those classes depending on the angular resolution of a given telescope.

The standard thin null bundle formalism of general relativity is relevant for point sources. In the current work, we suggested a framework to extend it to *finite sources*. The Gaussian beam introduced in Section VI initiates at a small yet finite extend at which the intensity is non-divergent. The idea was to model the local wavefronts of monochromatic, coherent sources while tackling the unrealistic mathematical singularities of hypothetical point sources. The corresponding beam mode is known as the *fundamental* Gaussian mode in the literature.

The mathematical construction we provide here is directly relevant when one studies collimated high energy sources such as pulsars. On the other hand, we will see in the next subsection that this method is (indirectly) relevant when modelling generic wavefronts or approximating the wave effects of light in general as well.

### B. Fourier transform vs. Gaussian beam decomposition

Finite and extended sources, in addition to the applications of wave optics have been inspiring interest among the gravitational lensing researchers for the last few decades [26, 98–115]. In gravitational lensing theory, one determines the properties of intervening lenses (or matter distributions) via the distortions they create on the cross-sectional area of an image with respect to a pre-defined background. Calculations of the magnification matrix and the flux of images are well studied for point sources. The underlying framework can be traced back to the standard thin bundle approximation.

On the other hand, enlarging the theory of gravitational lensing for extended sources is not an easy task. For this, one usually assumes a *weak field* regime such that the angular position of the unlensed source can be linked to the one of the image by adding the contributions associated with each point source that makes up the extended source in question [26]. Similarly, the magnification of an extended source can be obtained via the integration of point source magnifications on the source plane weighted by some surface brightness profile of liking. Those methods were criticized on the basis that the thin bundle approximation is an over-simplified assumption to mimic the light propagation in the real universe

[110, 113, 114]. The authors claim that one needs to consider the strong field regime of gravity and study thick bundles in order to model the extended source effect. We should note that since an extended source is usually considered as a collection of point sources, most formalisms break down when the caustics are introduced into the picture. Then, one has to go beyond the ray picture and introduce the wave effects into the problem.

The proper inclusion of wave effects to standard lensing studies is possible due to the assumption that the background is (conformally) flat. When combined with the conformal invariance property of the Maxwell field, this allows one to write the physical electromagnetic field as a Fourier transform of another field which is the solution of the *flat-space* Helmholtz equation [26]. Then, the field at the observer's plane is obtained via the Kirchhoff's integral of the flat-space solution [116] between the observer and the lens plane [26]. Note that this method would not work for generic backgrounds.

In the generic Fourier transform framework, an input field is decomposed into a set of plane waves that move in different directions. Accordingly, the input waveform can be decomposed into the ones of the point sources. Those are mathematically modeled by delta distributions which act as the elementary waveforms of the Fourier method. However, this framework becomes problematic when one wants to adopt it to generic curved spacetimes. On the other hand, the construction suggested in the current work might find its use in the aforementioned topics. This follows from a technique which is sometimes referred to as the *Gaussian beam decomposition* method in the Newtonian optics.

Gaussian beam decomposition can be traced back to the work of Gabor [117]. Superposition methods that involve Gaussian beams were mainly developed in [35, 96, 118–124] and recent improvements were given by [125–127]. Loosely speaking, in this method, one (i) decomposes the input field into a set of (possibly overlapping) Gaussian beams which act as elementary waveforms, (ii) propagates each Gaussian beam through the optical geometry, (iii) superposes the set of beams at the output plane to determine the propagated field in question. Note that this method allows for *any* wavefield to be decomposed into Gaussian beams. Even though those superposition techniques are essentially approximation schemes, they are highly accurate in modeling generic wavefronts in curved geometries [84, 127]. In the current work, we established the Gaussian beams of thin null bundles on generic curved spacetimes. Accordingly, the aforementioned summation methods of the Newtonian theory can in practice be implemented for field estimations of extended sources in gravity. What is more profound is that this method allows for propagating fields through caustics of the standard thin null bundle theory. Therefore, caustics can be avoided without the exact wave solutions of the Maxwell equations which we discuss now.

### C. Cosmological distances and caustic avoidance

In cosmology, the cross-sectional areas, through which the distances are estimated, are obtained through thin null bundles initiated at a point source. However, as we discussed earlier, point sources are hypothetical objects and their intensities are by definition divergent at the source point.

Previously, we showed that the cross-sectional area,  $\delta\mathcal{X}$ , of a beam is obtained through  $\delta\mathcal{X} := \det(\mathbf{Q}^\dagger \mathbf{Q})^{1/2}$  both for point source bundles and for the Gaussian beams. We remind that  $\mathbf{Q}$  is a  $2 \times 2$  matrix which involves the screen-projections of the null geodesic deviation equation. Once the initial conditions in Section V and in Section VI are implemented, the cross-sectional areas of point source beams,  $\delta\mathcal{X}_{P.S.}$ , and the finite source Gaussian beams,  $\delta\mathcal{X}_{G.B.}$ , are respectively found as

$$\delta\mathcal{X}_{P.S.} = \det\mathbf{P}_i \det\mathbf{B}, \quad (166)$$

$$\delta\mathcal{X}_{G.B.} = \det\mathbf{P}' \det(W_0^4 \mathbf{A}\mathbf{A}^\dagger + \mathbf{B}\mathbf{B}^\dagger)^{1/2}, \quad (167)$$

where  $W_0$  is the initial width of the beam. In order to compare the two situations, we consider a case where the solid angle calculated at the vertex of a standard null bundle is equal to the divergence angle of the Gaussian beam of a finite source, i.e.,  $\det\mathbf{P}_i = \det\mathbf{P}'$ . In that case, the Gaussian beam extends to a larger cross sectional area at a given  $v$  value when compared to a bundle initiated from a vertex. This follows from  $W_0^4 \mathbf{A}\mathbf{A}^\dagger$  being positive definite. Accordingly, by following the definition of the luminosity distance in eq. (59), we expect that

$$D_L^{G.B.} > D_L^{P.S.}, \quad (168)$$

i.e., the luminosity distance estimated through a Gaussian beam coming from a finite source is larger than the one obtained through the standard point source bundle approach. Another way of putting this result is the following. If the power contained in a bundle initiated from a vertex is assumed to be equal to the power contained in a Gaussian beam, then the average intensity of a Gaussian beam at the observer's screen is smaller than the homogeneous intensity of a vertex bundle. The magnitude of this effect, of course depends on the spacetime curvature through matrix  $\mathbf{A}$  and the initial value of the beam width,  $W_0$ . Given the fact that the typical sizes of coherent sources are very small compared to the distance travelled by light, the magnitude of this effect is expected to be tiny. A quantitative study on this argument is required nevertheless, which we leave to future studies.

This brings us to the discussion of caustics which are studied in two main categories regarding their global and local properties in general relativity: (i) null cone caustics, (ii) null bundle caustics. In the current work, we focus on the latter case. By null bundle caustics we refer to the caustics of an *instantaneous wavefront* which is defined through the intersection of the actual wavefront with a spacelike surface associated with the observer



[14, 15]. In our case, the instantaneous wavefront is given via the locally defined, transverse, observational screen. Let us recall from Section III D that in the standard thin null bundle framework, caustics are those catastrophes where the cross-sectional area of the bundle collapses to a point or a line. This means that caustics are defined via the singular points of the so-called Jacobi matrix. This matrix corresponds to the upper right block of our ray bundle transformation matrix,  $\mathbf{T}$ . Then,  $\det \mathbf{B} = 0$  is the required condition in order to define a caustic in the standard literature. By following eqs. (94) and (95), it is easy to show that one can not estimate cosmological distances to caustics points.

Coming back to the current work, we now compare the intensity of a bundle initiated from a vertex (point source) and the one of the Gaussian beam (finite source). We write them respectively as

$$I_{P.S.} \sim |\det \mathbf{B}|^{-1}, \quad (169)$$

$$I_{G.B.} \sim \det (W_0^4 \mathbf{A} \mathbf{A}^\top + \mathbf{B} \mathbf{B}^\top)^{-1/2}, \quad (170)$$

through eqs. (126) and (155). We realise that the intensity of the point source beam, i.e.,  $I_{P.S.} \rightarrow \infty$  when  $\det \mathbf{B} = 0$ . Accordingly, the wave function,  $\psi_{P.S.}$ , in eq. (118) is also singular. On the other hand, the wave function and the intensity profile of a Gaussian beam naturally avoid caustics. Meaning, we can study the propagation of light beams through the caustic points of standard bundles and calculate their finite intensity profiles. Another way of seeing this result is that the cross-sectional area of a Gaussian beam, (167), does not have singularities as opposed to the cross-sectional area of a point source bundle, (166). This follows from the facts that: (i) The determinant of symplectic matrices are unity. Therefore, we can never have a symplectic ray bundle transformation matrix,  $\mathbf{T}$ , with both  $\mathbf{A}$  and  $\mathbf{B}$  sub-blocks being zero; (ii) Symplectic property of  $\mathbf{T}$  also dictates that  $\mathbf{A} \mathbf{D}^\top - \mathbf{B} \mathbf{C}^\top = \mathbf{I}_2$  should hold. Therefore, the case with  $\mathbf{A} = \mathbf{0}_2$  and  $\det \mathbf{B} = 0$  is not allowed as long as  $\mathbf{T}$  remains symplectic; (iii) Since matrices  $W_0^4 \mathbf{A} \mathbf{A}^\top$  and  $\mathbf{B} \mathbf{B}^\top$  are both positive definite, one can never have  $W_0^4 \mathbf{A} \mathbf{A}^\top = -\mathbf{B} \mathbf{B}^\top$  either. Then,  $\delta \mathcal{X}_{G.B.} \neq 0$  should hold for each value of an affine parameter  $v$ .

We also would like to emphasize a profound property of metaplectic operators, which is at the core of the current work. For this, let us now consider even a stricter condition on the submatrix  $\mathbf{B}$  than  $\det \mathbf{B} = 0$ . We consider the case where  $\mathbf{B} = \mathbf{0}$ . It is known that even in such a case, the metaplectic operator used in this work acts on a wave function continuously. Namely, the kernel in eq. (104), takes the form [39, 128]

$$K(\boldsymbol{\xi}, v; \boldsymbol{\xi}', v') = \frac{1}{\sqrt{\det \mathbf{A}^{-1}}} \delta(\boldsymbol{\xi} - \mathbf{A} \boldsymbol{\xi}') \exp\left(\frac{i}{2} \boldsymbol{\xi}'^\top \mathbf{A}^\top \mathbf{C} \boldsymbol{\xi}'\right). \quad (171)$$

Thus, if we consider some arbitrary wave function,  $\tilde{\Psi}(\boldsymbol{\xi}')$ , that successfully represents a light beam, its integral

transform via the kernel above is given by [38, 78]

$$\Psi(\boldsymbol{\xi}; v) = \frac{1}{\sqrt{\det \mathbf{A}}} \tilde{\Psi}(\mathbf{A}^{-1} \boldsymbol{\xi}) \exp\left(\frac{i}{2} \boldsymbol{\xi}^\top \mathbf{C} \mathbf{A}^{-1} \boldsymbol{\xi}\right). \quad (172)$$

If we also have  $\mathbf{C} = 0$ , then the phase factor in eq. (172) vanishes. If we further have  $\mathbf{A} = \mathbf{I}_2$ , then the kernel becomes  $\delta(\boldsymbol{\xi} - \boldsymbol{\xi}')$  and the integral transform is an identity transform<sup>14</sup>. Meaning, the integral transform (101) never ceases to propagate the wave function.

We finish this discussion by adding that the treatment of caustics via generic phase space rotations has been revived lately by Lopez *et al.* [128–131] in a different context. We believe that the application of caustic avoidance methods to cosmological scenarios might shed new light on distance estimations in realistic inhomogeneous universe models [19, 20].

## VIII. CONCLUSIONS

In the current work, we extended the thin null bundle formalism, that is associated with point sources, to light beams initiated from a finite extend. The framework we present here follows from our previous work in which thin light bundles were studied on a reduced phase space [21]. In the aforementioned work, canonical coordinates and momenta were chosen as the observational screen projections of the geodesic deviation vector of the null bundle and their derivatives along the propagation direction. The underlying Hamiltonian formalism and the symplectic ray bundle transformation matrix are analogous to the ones in the Newtonian optics at the paraxial regime. This follows from the fact that only the linear part of the deviation is considered in almost all practical considerations, i.e., deviation vectors are represented by the Jacobi fields.

In the current work, we associated a classical wave function with a light beam and introduced the Schrödinger operators associated with the canonical coordinates and momenta. We then showed that the wave function is propagated by a unitary transformation. This integral transform propagates the wave function along the null propagation direction and it is defined via the metaplectic operator associated with the underlying symplectic transformation matrices of the phase space. We remind that this procedure is already well-know in the Newtonian optics and it is sometimes referred to as *wavization* [50, 63]. With this method, it can be shown that the classical wave function in question satisfies an equation which is in the form of a Schrödinger equation [50, 64–71]. We refer to this equation as the *paraxial wave*

<sup>14</sup> We remind that this situation corresponds to the initial conditions of the bundle transfer matrix which is  $\mathbf{T}(v_0, v_0) = \mathbf{I}_4$ , as discussed in Section (III C).

equation following the analogies between our thin bundle framework and the paraxial Newtonian optics.

We then used this construction to derive the wave function of light bundles initiated at a point source and at a finite source. We showed that the point source wave function and its evolution equation provide the same set of information as the standard thin bundle approach. Whereas, information contained in a finite source beam is richer. Namely, we found the Gaussian beam solutions of the paraxial wave equation. This was achieved via a complex superposition of two null congruences which obey certain initial conditions. We showed that Gaussian beam solutions satisfy evolution equations similar to the Hamilton–Jacobi equations of the geodesic deviation vector, with an extra term. This follows from the fact that the canonical coordinates are now associated with the deviation of the combined system of congruences rather than representing the location of the outer–most geodesic of the bundle. We should note that the Gaussian intensity profile of our beam is directly related to the underlying spacetime curvature and not to random processes.

The well–definedness of the Gaussian beam follows from the symplectic symmetries of the phase space. Finally, we showed that the Gaussian beams avoid caustics. To be specific, the intensity of a Gaussian beam does not diverge to infinity at the caustics of a standard null bundle. In other words, the cross–sectional area of the beam never collapses to a point (or a line).

In summary, we eliminated the mathematical singularities of the thin null bundle formalism as we replaced the hypothetical point sources with more realistic finite sources. In practice, the Gaussian beams presented in this work can be used to study coherent sources. On the other hand, the Gaussian beam decomposition techniques introduced in the optics literature [35, 96, 118–124], have been improved to a level that any wavefront can now be decomposed into its fundamental Gaussian modes [125–127]. If those methods can be successfully implemented to our framework, the extended source effect can be studied in generic curved spacetimes as well. We plan to investigate the validity and applicability of those claims elsewhere.

- 
- [1] C. W. Misner, K. S. Thorne, and J. A. Wheeler, *Gravitation* (W. H. Freeman, San Francisco, 1973).
- [2] A. M. Anile, *J. Math. Phys.* **17**, 576 (1976).
- [3] P. Gosselin, A. Bérard, and H. Mohrbach, *Phys. Rev. D* **75**, 084035 (2007).
- [4] V. P. Frolov and A. A. Shoom, *Phys. Rev. D* **84**, 044026 (2011).
- [5] A. I. Harte, *Gen. Rel. Grav.* **51**, 14 (2019), arXiv:1808.06203 [gr-qc].
- [6] A. I. Harte, *Gen. Rel. Grav.* **51**, 160 (2019), arXiv:1906.10708 [gr-qc].
- [7] V. P. Frolov, *Phys. Rev. D* **102**, 084013 (2020), arXiv:2007.03743 [gr-qc].
- [8] M. A. Oancea, J. Joudioux, I. Y. Dodin, D. E. Ruiz, C. F. Paganini, and L. Andersson, *Phys. Rev. D* **102**, 024075 (2020).
- [9] L. Andersson, J. Joudioux, M. A. Oancea, and A. Raj, *Phys. Rev. D* **103**, 044053 (2021), arXiv:2012.08363 [gr-qc].
- [10] S. R. Dolan, (2018), arXiv:1801.02273 [gr-qc].
- [11] S. M. Koksang and S. Räsänen, *Journal of Cosmology and Astroparticle Physics* **2022**, 030 (2022).
- [12] J. Sbierski, *Anal. Part. Diff. Eq.* **8**, 1379 (2015).
- [13] T. Torres, M. Lloyd, S. R. Dolan, and S. Weinfurter, *Phys. Rev. Res.* **4**, 033210 (2022).
- [14] V. Perlick, *Living Rev. Rel.* **7**, 9 (2004).
- [15] W. Hasse, M. Kriele, and V. Perlick, *Class. Quant. Grav.* **13**, 1161 (1996).
- [16] C. C. Dyer and L. M. Oattes, *Astrophys J.* **326**, 50 (1988).
- [17] D. E. Holz and R. M. Wald, *Phys. Rev. D* **58**, 063501 (1998).
- [18] F. Hadrovic and J. Binney, (1997), arXiv:astro-ph/9708110.
- [19] G. F. R. Ellis and D. M. Solomons, *Class. Quant. Grav.* **15**, 2381 (1998), arXiv:gr-qc/9802005.
- [20] G. F. R. Ellis, B. A. Bassett, and P. K. S. Dunsby, *Class. Quant. Grav.* **15**, 2345 (1998).
- [21] N. Uzun, *Class. Quant. Grav.* **37**, 045002 (2020), arXiv:1811.10917 [gr-qc].
- [22] H. Jeffreys, *Proceedings of the London Mathematical Society* **s2-23**, 428 (1925).
- [23] G. Wentzel, *Zeitschrift für Physik* **38**, 518 (1926).
- [24] H. A. Kramers, *Zeitschrift für Physik* **39**, 828 (1926).
- [25] L. Brillouin, *Compt. Rend. Hebd. Seances Acad. Sci.* **183**, 24 (1926).
- [26] P. Schneider, J. Ehlers, and E. E. Falco, *Gravitational Lenses*, 1st ed., Astronomy and Astrophysics Library (Springer-Verlag New York, 1992).
- [27] G. F. R. Ellis, R. Maartens, and M. A. H. MacCallum, *Relativistic Cosmology* (Cambridge University Press, 2012).
- [28] S. R. Dolan, *International Journal of Modern Physics D* **27**, 1843010 (2018).
- [29] V. Maslov, M. Shishkova, and A. Sossinsky, *The Complex WKB Method for Nonlinear Equations I: Linear Theory*, Progress in Mathematical Physics (Birkhäuser Basel, 1994).
- [30] J. Ralston, “Studies in partial differential equations,” (The Mathematical Association of America, Washington DC., 1982) Chap. Gaussian beams and the propagation of singularities, pp. 206–248.
- [31] C. S. Morawetz, *Proceedings of the Royal Society of London. Series A. Mathematical and Physical Sciences* **306**, 291 (1968).
- [32] E. T. Newman and G. Silva-Ortigoza, *Class. Quant. Grav.* **23**, 91 (2006), arXiv:gr-qc/0509086.
- [33] T. M. Adamo, C. N. Kozameh, and E. T. Newman, *Living Rev. Rel.* **12**, 6 (2009).
- [34] T. M. Adamo and E. T. Newman, *Class. Quant. Grav.* **27**, 075009 (2010).
- [35] M. M. Popov, *Wave Motion* **4**, 85 (1982).

- [36] J. Vines, *Gen. Rel. Grav.* **47**, 59 (2015).
- [37] M. Moshinsky and C. Quesne, *J. Math. Phys.* **12**, 1772 (1971).
- [38] K. Wolf, *Integral Transforms in Science and Engineering* (Springer New York, 1979).
- [39] R. G. Littlejohn, *Phys. Rept.* **138**, 193 (1986).
- [40] D. Dragoman, “Phase space correspondence between classical optics and quantum mechanics,” (Elsevier, 2002) p. 433.
- [41] R. Sachs, *Proceedings of Royal Society of London* **264**, 309 (1961).
- [42] S. Seitz, P. Schneider, and J. Ehlers, *Class. Quant. Grav.* **11**, 2345 (1994).
- [43] E. T. Newman and R. Penrose, *J. Math. Phys.* **3**, 566 (1962).
- [44] B. O’Neill, *The Geometry of Kerr Black Holes*, A. K. Peters Series (Taylor & Francis, Massachusetts, 1995).
- [45] R. Kantowski, *Journal of Mathematical Physics* **9**, 336 (1968).
- [46] W. O. Kermack, W. H. McCrea, and E. T. Whittaker, *Proceedings of the Royal Society of Edinburgh* **53**, 31–47 (1934).
- [47] J. L. Synge, *Relativity: the general theory*, Series in Physics (North Holland, 1960).
- [48] E. Poisson, *Living Rev. Rel.* **7**, 6 (2004).
- [49] J. Stewart and J. Stewart, *Advanced General Relativity*, Cambridge Monographs on Mathematical Physics (Cambridge University Press, 1993).
- [50] A. Torre, *Linear Ray and Wave Optics in Phase Space: Bridging Ray and Wave Optics via the Wigner Phase-Space Picture* (Elsevier Science, 2005).
- [51] P. Fleury, H. Dupuy, and J. P. Uzan, *Phys. Rev. D* **87**, 123526 (2013).
- [52] P. Fleury, *Journal of Cosmology and Astroparticle Physics* **06**, 054 (2014).
- [53] V. I. Arnol’d, *Mathematical Methods of Classical Mechanics*, Graduate Texts in Mathematics (Springer, New York, 1978).
- [54] M. A. de Gosson, *Symplectic Geometry and Quantum Mechanics* (Birkhäuser, Basel, 2006).
- [55] M. Korzyński and E. Villa, *Phys. Rev. D* **101**, 063506 (2020), arXiv:1912.04988 [gr-qc].
- [56] M. Grasso, M. Korzyński, and J. Serbenta, *Phys. Rev. D* **99**, 064038 (2019).
- [57] J. Serbenta and M. Korzyński, *Class. Quant. Grav.* **39**, 155002 (2022).
- [58] M. Korzyński and N. Uzun, (2024), arXiv:2405.05105 [gr-qc].
- [59] S. A. Collins, *J. Opt. Soc. Am.* **60**, 1168 (1970).
- [60] J. Mondragón and K. B. Wolf, *Lie Methods in Optics: Proceedings of the CIFMO-CIO Workshop on Lie Methods in Optics*, Lecture Notes in Physics 250 (Springer-Verlag, 1986).
- [61] A. Siegman, *Lasers*, Information and Interdisciplinary Subjects Series (University Science Books, 1986).
- [62] D. Dragoman and M. Dragoman, *Quantum-Classical Analogies*, The Frontiers Collection (Springer Berlin Heidelberg, 2013).
- [63] O. Castaños, E. López-Moreno, and K. B. Wolf, in *Lie Methods in Optics* (Springer, Berlin Heidelberg, 1986) p. 159.
- [64] V. A. Fock, *Electromagnetic Diffraction and Propagation Problems*, International series of monographs on electromagnetic waves (Pergamon Press, 1965).
- [65] H. Kogelnik, *Bell System Technical Journal* **44**, 455 (1965).
- [66] H. Kogelnik and T. Li, *Appl. Opt.* **5**, 1550 (1966).
- [67] J. A. Arnaud and H. Kogelnik, *Appl. Opt.* **8**, 1687 (1969).
- [68] J. A. Arnaud, *Bell System Technical Journal* **49**, 2311 (1970).
- [69] H. Bacry and M. Cadilhac, *Phys. Rev. A* **23**, 2533 (1981).
- [70] K. B. Wolf and E. V. Kurmyshev, *Phys. Rev. A* **47**, 3365 (1993).
- [71] M. De Gosson, *Emergence Of The Quantum From The Classical: Mathematical Aspects Of Quantum Processes* (World Scientific Publishing Company, 2017).
- [72] M. Nazarathy and J. Shamir, *J. Opt. Soc. Am.* **72**, 356 (1982).
- [73] A. Weil, *Acta Mathematica* **111**, 143 (1964).
- [74] J. H. Van Vleck, *Proc. Nat. Acad. Sci.* **14**, 178 (1928).
- [75] C. Morette, *Phys. Rev.* **81**, 848 (1951).
- [76] L. C. P. Van Hove, *Sur certaines représentations unitaires d’un groupe infini de transformations*, Ph.D. thesis, Bruxelles U. (1951).
- [77] P. Choquard and F. Steiner, *Helvetica Physica Acta* **69**, 636 (1996).
- [78] R. Simon and K. B. Wolf, *J. Opt. Soc. Am. A* **17**, 2368 (2000).
- [79] E. Madelung, *Zeitschrift fur Physik* **40**, 322 (1927).
- [80] L. de Broglie, *J. Phys. Rad.* **8**, 225 (1927).
- [81] D. Bohm, *Phys. Rev.* **85**, 166 (1952).
- [82] D. Bohm, *Phys. Rev.* **85**, 180 (1952).
- [83] A. Orefice, R. Giovanelli, and D. Ditto, *Foundations of Physics* **39**, 256 (2009).
- [84] V. Červený, “Seismic ray theory,” in *Geophysics* (Springer US, Boston, MA, 1990) pp. 1098–1108.
- [85] G. A. Deschamps, *Electronics Letters* **7**, 684 (1971).
- [86] J. Arnaud, *Appl. Opt.* **24**, 538 (1985).
- [87] P. Berczynski, K. Y. Bliokh, Y. A. Kravtsov, and A. Stateczny, *J. Opt. Soc. Am. A* **23**, 1442 (2006).
- [88] P. Berczynski, *Optics Communications* **295**, 208 (2013).
- [89] S. Choudhary and L. Felsen, *Proceedings of the IEEE* **62**, 1530 (1974).
- [90] L. B. Felsen, *J. Opt. Soc. Am.* **66**, 751 (1976).
- [91] E. Heyman and L. B. Felsen, *SIAM Journal on Applied Mathematics* **43**, 855 (1983).
- [92] S. Nowak and A. Orefice, *Physics of Fluids B: Plasma Physics* **5**, 1945 (1993).
- [93] J. B. Keller and W. Streifer, *J. Opt. Soc. Am.* **61**, 40 (1971).
- [94] Y. A. Kravtsov, G. W. Forbes, and A. A. Asatryan, *Progress in Optics* **39**, 1 (1999).
- [95] M. Nieto-Vesperinas and X. Xu, *Light: Science & Applications* **11**, 297 (2022).
- [96] V. Červený, L. Klimeš, and I. Pšenčík, *Physics of the Earth and Planetary Interiors* **51**, 25 (1988).
- [97] F. Hildebrand, *Methods of Applied Mathematics*, Dover Books on Mathematics (Dover Publications, 1952).
- [98] P. C. Peters, *Phys. Rev. D* **9**, 2207 (1974).
- [99] E. Herlt and H. Stephani, *International Journal of Theoretical Physics* **17**, 189 (1978).
- [100] T. T. Nakamura and S. Deguchi, *Progress of Theoretical Physics Supplement* **133**, 137 (1999).
- [101] T. Suyama, R. Takahashi, and S. Michikoshi, *Phys. Rev. D* **72**, 043001 (2005), arXiv:astro-ph/0505023.
- [102] N. Matsunaga and K. Yamamoto, *JCAP* **01**, 023 (2006),

- arXiv:astro-ph/0601701.
- [103] H. Yoshida, Monthly Notices of the Royal Astronomical Society **369**, 997 (2006).
- [104] C.-H. Lee, A. Riffeser, S. Seitz, and R. Bender, The Astrophysical Journal **695**, 200 (2009).
- [105] Y. Nambu, Journal of Physics: Conference Series **410**, 012036 (2013).
- [106] C.-M. Yoo, T. Harada, and N. Tsukamoto, Phys. Rev. D **87**, 084045 (2013), arXiv:1302.7170 [gr-qc].
- [107] Y. Nambu and S. Noda, Class. Quant. Grav. **33**, 075011 (2016), arXiv:1502.05468 [gr-qc].
- [108] R. Takahashi, Astrophysics Journal **835**, 103 (2017), arXiv:1606.00458 [astro-ph.CO].
- [109] S. G. Turyshev and V. T. Toth, Phys. Rev. D **96**, 024008 (2017).
- [110] P. Fleury, J. Larena, and J.-P. Uzan, Phys. Rev. Lett. **119**, 191101 (2017).
- [111] S. G. Turyshev and V. T. Toth, Physical Review A **97**, 033810 (2018).
- [112] N. Tsukamoto and Y. Gong, Phys. Rev. D **97**, 084051 (2018).
- [113] P. Fleury, J. Larena, and J.-P. Uzan, Phys. Rev. D **99**, 023525 (2019), arXiv:1809.03919 [astro-ph.CO].
- [114] P. Fleury, J. Larena, and J.-P. Uzan, Phys. Rev. D **99**, 023526 (2019).
- [115] D. L. Jow, S. Foreman, U.-L. Pen, and W. Zhu, Mon. Not. Roy. Astron. Soc. **497**, 4956 (2020), arXiv:2002.01570 [astro-ph.HE].
- [116] M. Born, E. Wolf, and A. Bhatia, *Principles of Optics* (Oxford : Pergamon press, 1970).
- [117] D. Gabor, Journal of the Institution of Electrical Engineers - Part III: Radio and Communication Engineering **93**, 429 (1946).
- [118] M. Bastiaans, Proceedings of the IEEE **68**, 538 (1980).
- [119] V. Červený, Geophysical Journal International **73**, 389 (1983).
- [120] R. Nowack and K. Aki, Journal of Geophysical Research: Solid Earth **89**, 7797.
- [121] A. W. Greynolds, in *Society of Photo-Optical Instrumentation Engineers (SPIE) Conference Series*, Vol. 560 (1986) pp. 33–51.
- [122] A. W. Greynolds, in *Current developments in optical engineering and diffraction phenomena*, Society of Photo-Optical Instrumentation Engineers (SPIE) Conference Series, Vol. 679 (1986) pp. 129–133.
- [123] B. S. White, A. Norris, A. Bayliss, and R. Burridge, Geophysical Journal International **89**, 579 (1987).
- [124] A. W. Greynolds, International Optical Design Conference 2014 **9293**, 92931U (2014).
- [125] J. E. Harvey, R. G. Irvin, and R. N. Pfisterer, Optical Engineering **54**, 035105 (2015).
- [126] N. G. Worku, R. Hambach, and H. Gross, J. Opt. Soc. Am. A **35**, 1091 (2018).
- [127] N. G. Worku and H. Gross, J. Opt. Soc. Am. A **37**, 98 (2020).
- [128] N. A. Lopez and I. Y. Dodin, J. Opt. Soc. Am. A **36**, 1846 (2019).
- [129] N. A. Lopez and I. Y. Dodin, New Journal of Physics **22**, 083078 (2020).
- [130] N. A. Lopez and I. Y. Dodin, Journal of Optics **23**, 025601 (2021).
- [131] N. A. Lopez and I. Y. Dodin, Physics of Plasmas **29**, 052111 (2022).
- [132] P. K. Aravind, American Journal of Physics **57**, 309 (1989).
- [133] K. Iwasawa, Ann. Math. **50**, 507 (1949).
- [134] Arvind, B. Dutta, N. Mukunda, and R. Simon, Prana **45**, 471 (1995).
- [135] K. B. Wolf, *Geometric Optics on Phase Space* (Springer, Berlin Heidelberg, 2004).

## ACKNOWLEDGEMENTS

Many thanks to Volker Perlick, Abraham Harte, Marius Oancea and Mikołaj Korzyński for the useful discussions in the making of this paper. The author also thanks to Nicolas A. Lopez for a technical clarification on the various notations of metaplectic operators.

This research is part of the project No. 2021/43/P/ST2/01802 co-funded by the National Science Centre and the European Union Framework Programme for Research and Innovation Horizon 2020 under the Marie Skłodowska-Curie grant agreement No. 945339. For the purpose of Open Access, the author has applied a CC-BY public copyright licence to any Author Accepted Manuscript (AAM) version arising from this submission.

## Appendix A: Evolution of $\Gamma$ and $Q$ of a Gaussian beam

In this section we prove eqs. (135) and (136). For this, let us substitute the initial Gaussian wave function,

$$\Psi_0(\xi', v') = \frac{\kappa}{(\det Q')^{1/2}} \exp\left(\frac{i}{2} \xi'^T \Gamma' \xi'\right)$$

in the linear transform (101) to study its evolution. Then, we obtain the final wave function as

$$\Psi = \frac{\kappa}{2\pi i} \frac{\exp\left(\frac{i}{2} (\xi^T D B^{-1} \xi)\right)}{(\det[Q'B])^{1/2}} \int \exp\left(\frac{i}{2} (\xi'^T m \xi' + 2\xi'^T n)\right) d^2 \xi', \quad (A1)$$

where

$$m = (B^{-1}A + \Gamma') \quad \text{and} \quad n = -(B^{-1})\xi. \quad (A2)$$

Note that  $m$  is symmetric as both  $\Gamma'$  and  $B^{-1}A$  are symmetric matrices. The latter follows from the symplectic symmetry  $AB^T = (AB^T)^T$  in eq. (83). Then, the exponent term in the integrand of (A1) can be put into a more convenient form, i.e.,

$$\xi'^T m \xi' + 2\xi'^T n = \xi''^T m \xi'' - n^T m^{-1} n, \quad (A3)$$

where  $\xi'' = \xi' + m^{-1}n$ . This allows us to rewrite the integral (A1) as,

$$\begin{aligned} \Psi &= \frac{\exp\left(\frac{i}{2} [\xi^T (DB^{-1}) \xi - n^T m^{-1} n]\right)}{\kappa^{-1} 2\pi i (\det[Q'B])^{1/2}} \int \exp\left(\frac{i}{2} (\xi''^T m \xi'')\right) d^2 \xi'' \\ &= \frac{\kappa \exp\left(\frac{i}{2} [\xi^T (DB^{-1}) \xi - n^T m^{-1} n]\right)}{(\det[Q'Bm])^{1/2}}. \end{aligned} \quad (A4)$$

Substitution of  $\mathbf{m}$  and  $\mathbf{n}$  given in eq. (A2) back into eq. (A4) gives,

$$\Psi = \frac{\kappa \exp \frac{i}{2} \boldsymbol{\xi}^\top \left( \mathbf{D}\mathbf{B}^{-1} - \mathbf{B}^{\top-1} (\mathbf{A} + \mathbf{B}\boldsymbol{\Gamma}')^{-1} \right) \boldsymbol{\xi}}{(\det[\mathbf{Q}' (\mathbf{A} + \mathbf{B}\boldsymbol{\Gamma}')] )^{1/2}} \quad (\text{A5})$$

Recall that  $\mathbf{B}^{-1}\mathbf{A} = (\mathbf{B}^{-1}\mathbf{A})^\top$  and the symplectic condition (83) gives  $\mathbf{D}\mathbf{A}^\top - \mathbf{C}\mathbf{B}^\top = \mathbf{I}$ . Then, it is easy to show that  $\mathbf{B}^{\top-1} = \mathbf{D}\mathbf{B}^{-1}\mathbf{A} - \mathbf{C}$  holds. We use this relation in order to simplify the term in the exponent of eq. (A5). Namely,

$$\begin{aligned} \mathbf{D}\mathbf{B}^{-1} - \mathbf{B}^{\top-1} (\mathbf{A} + \mathbf{B}\boldsymbol{\Gamma}')^{-1} &= \mathbf{D}\mathbf{B}^{-1} + (\mathbf{C} - \mathbf{D}\mathbf{B}^{-1}\mathbf{A}) (\mathbf{A} + \mathbf{B}\boldsymbol{\Gamma}')^{-1} \\ &= [\mathbf{D}\mathbf{B}^{-1} (\mathbf{A} + \mathbf{B}\boldsymbol{\Gamma}') + (\mathbf{C} - \mathbf{D}\mathbf{B}^{-1}\mathbf{A})] (\mathbf{A} + \mathbf{B}\boldsymbol{\Gamma}')^{-1} \\ &= (\mathbf{C} + \mathbf{D}\boldsymbol{\Gamma}') (\mathbf{A} + \mathbf{B}\boldsymbol{\Gamma}')^{-1}. \end{aligned} \quad (\text{A6})$$

With this result, we rewrite the wave function in eq. (A5) as,

$$\Psi = \frac{\kappa \exp \frac{i}{2} \boldsymbol{\xi}^\top \left( (\mathbf{C} + \mathbf{D}\boldsymbol{\Gamma}') (\mathbf{A} + \mathbf{B}\boldsymbol{\Gamma}')^{-1} \right) \boldsymbol{\xi}}{(\det[\mathbf{Q}' (\mathbf{A} + \mathbf{B}\boldsymbol{\Gamma}')] )^{1/2}}. \quad (\text{A7})$$

Comparing eq. (A7) with the generic form of the Gaussian wave function in eq. (133) shows that the relationship between the initial and the final values of  $\boldsymbol{\Gamma}$  and  $\mathbf{Q}$  are respectively given by,

$$\begin{aligned} \boldsymbol{\Gamma} &= (\mathbf{C} + \mathbf{D}\boldsymbol{\Gamma}') (\mathbf{A} + \mathbf{B}\boldsymbol{\Gamma}')^{-1}, \\ \mathbf{Q} &= \mathbf{Q}' (\mathbf{A} + \mathbf{B}\boldsymbol{\Gamma}'). \end{aligned}$$

Hence, eqs. (135) and (136) are satisfied.

### Appendix B: Determination of the principal curvatures and the widths

Here, we present the diagonalization procedure of the complex curvature matrix  $\boldsymbol{\Gamma} = \boldsymbol{\Gamma}_R + i\boldsymbol{\Gamma}_I$  which is equivalent to the simultaneous diagonalization of the two quadratic forms  $\boldsymbol{\xi}^\top \boldsymbol{\Gamma}_R \boldsymbol{\xi}$  and  $\boldsymbol{\xi}^\top \boldsymbol{\Gamma}_I \boldsymbol{\xi}$ . The steps we present here can be found in [97]. We remind that those quadratic forms define ellipses in 2-dimensions. One can refer to the pictorial representation in [132] for the visualization of the diagonalization procedure. We list the steps as follows:

- (i) Start with the positive definite matrix  $\boldsymbol{\Gamma}_I$ . Apply the following transformation on the transverse positions on the screen,  $\boldsymbol{\xi}$ , and on  $\boldsymbol{\Gamma}_I$ ,

$$\begin{aligned} \boldsymbol{\xi} &= \mathbf{F}\tilde{\boldsymbol{\xi}}, \\ \tilde{\boldsymbol{\Gamma}}_I &= \mathbf{F}^\top \boldsymbol{\Gamma}_I \mathbf{F}, \end{aligned} \quad (\text{B1})$$

where  $\mathbf{F}$  is the modal matrix of  $\boldsymbol{\Gamma}_I$  satisfying  $\mathbf{F}^\top = \mathbf{F}^{-1}$ . Then,  $\tilde{\boldsymbol{\Gamma}}_I$  is diagonal and  $\boldsymbol{\xi}^\top \boldsymbol{\Gamma}_I \boldsymbol{\xi} = \tilde{\boldsymbol{\xi}}^\top \tilde{\boldsymbol{\Gamma}}_I \tilde{\boldsymbol{\xi}}$

holds. In the mean time, the real part of the quadratic form becomes  $\boldsymbol{\xi}^\top \boldsymbol{\Gamma}_R \boldsymbol{\xi} = \tilde{\boldsymbol{\xi}}^\top \tilde{\boldsymbol{\Gamma}}_R \tilde{\boldsymbol{\xi}}$ , where  $\tilde{\boldsymbol{\Gamma}}_R = \mathbf{F}^\top \boldsymbol{\Gamma}_R \mathbf{F}$  is in general not in the diagonal form.

- (ii) Consider the matrix

$$\mathbf{E} = \begin{bmatrix} \frac{1}{\sqrt{\lambda_1}} & 0 \\ 0 & \frac{1}{\sqrt{\lambda_2}} \end{bmatrix}, \quad (\text{B2})$$

where  $\lambda_1$  and  $\lambda_2$  are the eigenvalues of  $\boldsymbol{\Gamma}_I$ . They are real and positive. This is due to  $\boldsymbol{\Gamma}_I$  being a real and positive definite matrix. Thus, one can always define such a matrix as  $\mathbf{E}$ . Now, apply the following scaling transformation,

$$\begin{aligned} \tilde{\boldsymbol{\xi}} &= \mathbf{E}\check{\boldsymbol{\xi}}, \\ \check{\boldsymbol{\Gamma}}_I &= \mathbf{E}^\top \tilde{\boldsymbol{\Gamma}}_I \mathbf{E}. \end{aligned} \quad (\text{B3})$$

As  $\tilde{\boldsymbol{\Gamma}}_I$  is already the matrix with eigenvalues of  $\boldsymbol{\Gamma}_I$  in its diagonal entities, transformation (B3) results in  $\check{\boldsymbol{\Gamma}}_I = \mathbf{I}_2$ . Thus, the imaginary part of the quadratic form becomes  $\check{\boldsymbol{\xi}}^\top \check{\boldsymbol{\Gamma}}_I \check{\boldsymbol{\xi}} = \check{\boldsymbol{\xi}}^\top \check{\boldsymbol{\Gamma}}_I \check{\boldsymbol{\xi}} = \check{\boldsymbol{\xi}}^\top \check{\boldsymbol{\xi}}$ . In the mean time, the real part of the quadratic form also scales as  $\check{\boldsymbol{\xi}}^\top \check{\boldsymbol{\Gamma}}_R \check{\boldsymbol{\xi}} = \check{\boldsymbol{\xi}}^\top \check{\boldsymbol{\Gamma}}_R \check{\boldsymbol{\xi}}$  where  $\check{\boldsymbol{\Gamma}}_R = \mathbf{E}^\top \tilde{\boldsymbol{\Gamma}}_R \mathbf{E}$ .

- (iii) Next step requires the diagonalization of  $\check{\boldsymbol{\Gamma}}_R$ . For this, apply the following transformation,

$$\begin{aligned} \check{\boldsymbol{\xi}} &= \mathbf{G}\boldsymbol{\xi}, \\ \check{\boldsymbol{\Gamma}}_R &= \mathbf{G}^\top \check{\boldsymbol{\Gamma}}_R \mathbf{G}, \end{aligned} \quad (\text{B4})$$

where  $\mathbf{G}$  is the orthonormal modal matrix of  $\check{\boldsymbol{\Gamma}}_R$ . Then,  $\check{\boldsymbol{\Gamma}}_R$  is a diagonal matrix and the real part of the quadratic form satisfies  $\boldsymbol{\xi}^\top \check{\boldsymbol{\Gamma}}_R \boldsymbol{\xi} = \boldsymbol{\xi}^\top \check{\boldsymbol{\Gamma}}_R \boldsymbol{\xi}$ . In the mean time, the imaginary part of the quadratic form transforms as  $\boldsymbol{\xi}^\top \check{\boldsymbol{\Gamma}}_I \boldsymbol{\xi} = \boldsymbol{\xi}^\top \check{\boldsymbol{\Gamma}}_I \boldsymbol{\xi}$  where  $\check{\boldsymbol{\Gamma}}_I = \mathbf{G}^\top \check{\boldsymbol{\Gamma}}_I \mathbf{G}$ . However, as  $\check{\boldsymbol{\Gamma}}_I$  is a unit matrix and  $\mathbf{G}^\top = \mathbf{G}^{-1}$  holds, the imaginary part of the quadratic form is unaffected by this transformation. At this point, both the real and the imaginary part of the quadratic form are diagonalized.

- (iv) Apply an additional re-scaling in order to undo the effect of Step (ii), i.e.,

$$\begin{aligned} \boldsymbol{\xi} &= \mathbf{E}^{-1} \boldsymbol{r}, \\ \boldsymbol{\Lambda}_{\Gamma_I} &= (\mathbf{E}^{-1})^\top \check{\boldsymbol{\Gamma}}_I \mathbf{E}^{-1}, \\ \boldsymbol{\Lambda}_{\Gamma_R} &= (\mathbf{E}^{-1})^\top \check{\boldsymbol{\Gamma}}_R \mathbf{E}^{-1}. \end{aligned} \quad (\text{B5})$$

With this transformation we have

$$\boldsymbol{\Lambda}_{\Gamma_I} = \tilde{\boldsymbol{\Gamma}}_I = \begin{bmatrix} \lambda_1 & 0 \\ 0 & \lambda_2 \end{bmatrix} = \begin{bmatrix} W_1^{-2} & 0 \\ 0 & W_2^{-2} \end{bmatrix}, \quad (\text{B6})$$

meaning the widths,  $\{W_1, W_2\}$ , of the Gaussian beam are obtained through the eigenvalues of  $\boldsymbol{\Gamma}_I$ .

The principal curvatures,  $\{K_1, K_2\}$ , are obtained through

$$\Lambda_{\Gamma_R} = \begin{bmatrix} K_1 & 0 \\ 0 & K_2 \end{bmatrix}, \quad (\text{B7})$$

as in transformation (B5).

Following steps (i)–(iv) we can collect the given transformation in each step to define a total transformation matrix  $\mathcal{M}$  introduced in Section VI C as

$$\mathcal{M} = \mathbf{FEGE}^{-1}. \quad (\text{B8})$$

### Appendix C: Well-definedness of the Gaussian beam for finite sources

In this section we show that the criteria required for a well-defined Gaussian beam evolution outlined in Section VI A are fulfilled for the Gaussian beam wave function given in eq. (133). Those Gaussian beams are represented by a complex curvature matrix,  $\Gamma$ , whose real and imaginary parts are respectively given by eqs. (146) and (147).

The first criterion of a well defined Gaussian wave function is  $\det \mathbf{Q} \neq 0 \forall v$ . We satisfy this by having a complex  $\mathbf{Q}$  matrix satisfying  $\det \mathbf{Q} = \det(\tilde{\mathbf{A}} + i\mathbf{B}) \det \mathbf{P}'$  with the initial conditions chosen as in Section VI D 1. Determinant of  $\mathbf{Q}$  is never singular as long as the ray bundle transformation matrix  $\mathbf{T}$  is symplectic. Namely, one can not have a symplectic transformation, with both  $\mathbf{A}$  and  $\mathbf{B}$  submatrices being zero. Also, according to the symplectic condition (83), we have  $\mathbf{A}\mathbf{D}^\top - \mathbf{B}\mathbf{C}^\top = \mathbf{I}_2$ . Meaning, even the case with  $\mathbf{A} = \mathbf{0}_2$  and  $\det \mathbf{B} = 0$  is not allowed due to the symplectic symmetries.

This fact can be used to argue the well-definedness from another point of view as well. Recall from eq. (84) that the initial values of  $\mathbf{A}$  and  $\mathbf{B}$  satisfy  $\mathbf{A}' = \mathbf{I}_2$  and  $\mathbf{B}' = \mathbf{0}_2$ . Thus, the initial singularity that exists for the intensity,  $I'_{P.S.} \propto |\det \mathbf{B}'|^{-1}$ , and the wavefront curvature,  $\Gamma'_{P.S.} = \mathbf{D}'\mathbf{B}'^{-1}$ , for a light bundle initiated at a point source does not appear for a Gaussian beam initiated at a finite waist.

According to the second criterion, the pure imaginary part,  $\Gamma_{\mathbf{I}} = W_0^2 [W_0^4 \mathbf{A}\mathbf{A}^\top + \mathbf{B}\mathbf{B}^\top]^{-1}$ , of the complex curvature matrix should be positive definite. This is required in order to have an exponential decay of intensity in the transverse plane. Note that a matrix multiplied with its transpose is a positive definite matrix as matrices  $\mathbf{A}\mathbf{A}^\top$  and  $\mathbf{B}\mathbf{B}^\top$  are. Scaling the result with a positive scalar or summing the result with another positive definite matrix does not change this property. Moreover, the inverse of a positive definite matrix is also positive definite. Then,  $\Gamma_{\mathbf{I}}$  given in eq. (147) is also positive definite.

The third criterion requires both  $\Gamma_{\mathbf{I}}$  and  $\Gamma_{\mathbf{R}}$  to be symmetric matrices. Indeed, it is easy to show that  $\Gamma_{\mathbf{I}}$  is symmetric. Namely, multiplication of a matrix with its

transpose results in a symmetric matrix. Moreover, summation of two symmetric matrices is symmetric and inverse of symmetric matrices are also symmetric. Thus,  $\Gamma_{\mathbf{I}}$  is a symmetric matrix.

Analysis of the symmetry properties of  $\Gamma_{\mathbf{R}}$  given in eq. (146) is more involved. Let us first consider the case where the initial width is set to unity, i.e., consider a situation where the waist size is given by  $W_0 = 1$ . In that case, the real part of the curvature matrix becomes  $\Gamma_{\mathbf{R}} = [\mathbf{C}\mathbf{A}^\top + \mathbf{D}\mathbf{B}^\top][\mathbf{A}\mathbf{A}^\top + \mathbf{B}\mathbf{B}^\top]^{-1}$ . We will now show that this matrix is symmetric given the ray bundle transformation matrix,  $\mathbf{T}$ , is symplectic. We follow [54] in our proof. For this, let us first introduce the Iwasawa factorization.

In [133], Iwasawa showed that any symplectic matrix belonging to  $Sp(2, \mathbb{R})$  can be decomposed into three parts belonging to: a nilpotent subgroup, an abelian subgroup and a maximally compact subgroup. The effects of those matrices on the phase space are respectively shearing, magnification and rotation. Accordingly, such transformations are interpreted as lenses, magnifiers and fractional Fourier transformers in optics.

The Iwasawa decomposition was generalized for higher dimensions in which case it is named as a factorization or a pre/modified-decomposition. For a symplectic matrix  $\mathbf{T} \in Sp(4, \mathbb{R})$  like ours, this pre-decomposition is given as [134, 135]

$$\begin{aligned} \mathbf{T} = \begin{bmatrix} \mathbf{A} & \mathbf{B} \\ \mathbf{C} & \mathbf{D} \end{bmatrix} &= \begin{bmatrix} \mathbf{I}_2 & \mathbf{0}_2 \\ -\mathbf{g} & \mathbf{I}_2 \end{bmatrix} \begin{bmatrix} \mathbf{s} & \mathbf{0}_2 \\ \mathbf{0}_2 & \mathbf{s}^{-1} \end{bmatrix} \begin{bmatrix} \text{Reu} & \text{Imu} \\ -\text{Imu} & \text{Reu} \end{bmatrix} \\ &= \mathbf{L}(\mathbf{g}) \quad \mathbf{M}(\mathbf{s}) \quad \mathbf{F}(\mathbf{u}), \end{aligned} \quad (\text{C1})$$

where  $\mathbf{L}(\mathbf{g})$  represents the shearing in phase space,  $\mathbf{M}(\mathbf{s})$  represents pure magnifications and  $\mathbf{F}(\mathbf{u})$  is a fractional Fourier transformer representing rotation-like effects. Here, the  $2 \times 2$  matrices that appear in (C1) are given in terms of the sub-blocks of the symplectic matrix,  $\mathbf{T}$ , as

$$\mathbf{g} = -(\mathbf{C}\mathbf{A}^\top + \mathbf{D}\mathbf{B}^\top)(\mathbf{A}\mathbf{A}^\top + \mathbf{B}\mathbf{B}^\top)^{-1}, \quad (\text{C2})$$

$$\mathbf{s} = (\mathbf{A}\mathbf{A}^\top + \mathbf{B}\mathbf{B}^\top)^{1/2}, \quad (\text{C3})$$

$$\mathbf{u} = (\mathbf{A}\mathbf{A}^\top + \mathbf{B}\mathbf{B}^\top)^{-1/2}(\mathbf{A} + i\mathbf{B}) \in U(2). \quad (\text{C4})$$

Now we realise that the negative of the matrix  $\mathbf{g}$  given in eq. (C2) is equal to the real part,  $\Gamma_{\mathbf{R}}$ , of our complex wavefront curvature matrix when the initial width of the beam is set to unity, i.e.,  $W_0 = 1$ . This matrix is responsible for the lensing effect in the Iwasawa factorization through  $\mathbf{L}(\mathbf{g})$  which also obeys the symplectic symmetry conditions given in eqs. (83). When those symplectic symmetry conditions are imposed, we see that four of those conditions are trivial. The remaining two conditions impose the same requirement which is  $\mathbf{g} = \mathbf{g}^\top$ . This means that  $\Gamma_{\mathbf{R}}$  is symmetric when  $W_0 = 1$ .

A similar connection with the Iwasawa factorization can be formed with the imaginary part of the complex curvature matrix when the initial width is set to one.

Namely,  $\mathbf{\Gamma}_I = W_0^2 [W_0^4 \mathbf{A}\mathbf{A}^\top + \mathbf{B}\mathbf{B}^\top]^{-1}$  becomes equal to  $\mathbf{s}^{-2}$  when  $W_0 = 1$ , where  $\mathbf{s}$  is given by eq. (C3). Note that  $\mathbf{s}$  is also symmetric. This can be proved either through the similar argument as we did for  $\mathbf{g}$ , or more trivially it being composed of addition of two symmetric matrices. In summary, the real part of the curvature matrix is responsible for the shearing effect in the phase space and the imaginary part is responsible for the phase space magnifications through the matrix  $\mathbf{M}(s)$ .

Now, let us return to the generic case when the initial widths are not necessarily set to unity. In that case,  $\mathbf{\Gamma}_I$  is still a symmetric matrix due to the aforementioned arguments. However, in order to show that  $\mathbf{\Gamma}_R$  is symmetric even when  $W_0 \neq 1$ , we need to take into account the following properties:

(i)  $\mathbf{\Gamma}_R = [W_0^4 \mathbf{C}\mathbf{A}^\top + \mathbf{D}\mathbf{B}^\top] [W_0^4 \mathbf{A}\mathbf{A}^\top + \mathbf{B}\mathbf{B}^\top]^{-1}$  is a  $2 \times 2$  matrix.

(ii)  $(\mathbf{C}\mathbf{A}^\top + \mathbf{D}\mathbf{B}^\top)(\mathbf{A}\mathbf{A}^\top + \mathbf{B}\mathbf{B}^\top)^{-1}$  is symmetric.

(iii) Even though  $\mathbf{C}\mathbf{A}^\top$  and  $\mathbf{D}\mathbf{B}^\top$  are not necessarily symmetric, they can be written as multiplication of symmetric matrices, i.e.,

$$\mathbf{C}\mathbf{A}^\top = (\mathbf{C}\mathbf{A}^{-1})(\mathbf{A}\mathbf{A}^\top), \quad (\text{C5})$$

$$\mathbf{D}\mathbf{B}^\top = (\mathbf{D}\mathbf{B}^{-1})(\mathbf{B}\mathbf{B}^\top). \quad (\text{C6})$$

Here,  $\mathbf{C}\mathbf{A}^{-1}$  is symmetric due to the symplectic condition  $\mathbf{A}^\top \mathbf{C} = (\mathbf{A}^\top \mathbf{C})^\top$  and  $\mathbf{D}\mathbf{B}^{-1}$  is symmetric due to the symplectic condition  $\mathbf{B}^\top \mathbf{D} = (\mathbf{B}^\top \mathbf{D})^\top$  in eqs. (83). Matrices  $\mathbf{A}\mathbf{A}^\top$  and  $\mathbf{B}\mathbf{B}^\top$  are obviously symmetric due to them being composed of multiplication of matrices with their transposes.

Finally, by taking (i), (ii) and (iii) into account, it can be shown with simple algebra that  $\mathbf{\Gamma}_R$  is symmetric for arbitrary values of the initial width.