

# Nuclear transparencies with a two-step process of the $A(e, e'\pi^+)$ reaction

Tae Keun Choi\*

*Department of Physics and Engineering Physics, Yonsei University, Wonju, 26493, Korea*

Kook-Jin Kong<sup>†</sup> and Byung-Geel Yu<sup>‡</sup>

*Research Institute of Basic Science, Korea Aerospace University, Goyang, 10540, Korea*

(Dated: September 12, 2024)

Nuclear transparency in pion-induced nuclear reactions has been investigated based on Glauber multiple scattering theory considering a two-step process within the framework of vector meson dominance (VMD). In the present context, the application of the quantum diffusion model (QDM) to the Glauber theory plays a role in explaining the dependence of the transparency on the four-momentum transfer squared  $Q^2$ . The short-range correlation (SRC) considered further gives the contribution to the magnitude of the transparency by a constant amount independent of the  $Q^2$  variation, and the results from the QDM and SRC overestimate the experimental data. The inclusion of the two-step process with the  $\rho N$  scattering cross section,  $\sigma_{\rho N} = 3$  mb has the effect of reducing the transparency and thus leads to a good agreement with the experimental data on the reaction  $A(e, e'\pi^+)$  for  $^{12}\text{C}$ ,  $^{27}\text{Al}$ ,  $^{63}\text{Cu}$  and  $^{197}\text{Au}$  nuclei.

PACS numbers: 11.80.La, 24.85.+p, 25.30.Rw, 13.60.Le

## I. INTRODUCTION

Nuclear transparency refers to the phenomenon in which hadrons, such as mesons and baryons, produced before and after a reaction, escape without interacting with the nucleus. It is similar to how light passes through glass. This is likely due to the fact that the hadrons produced in the nucleus are initially so small that they have little interaction with the nucleons in the nucleus and thus escape from the nucleus.

On the other hand, according to quantum chromodynamics (QCD), which takes into account the degrees of freedom of quarks and gluons, the size of the hadron produced in nuclei decreases inversely with  $Q$  in the transverse direction,  $b_{\perp} \approx 1/Q$ , while it undergoes a relativistic Lorentz contraction in the longitudinal direction. At very high momentum transitions,  $Q^2 \gg 1 \text{ GeV}^2$ , the quark structure of the produced hadron exhibits a point-like configuration (PLC) [1]. This PLC can expand to the size of a typical hadron, and the distance it travels is called the hadron formation or coherence length. During this distance, the interaction of the color-neutral PLC with the nucleons in the target nucleus is suppressed, which is known as the color transparency (CT) phenomenon. It is natural that the presence of CT will eventually manifest itself as nuclear transparency [2].

The nuclear transparency is simply defined as

$$T_A = \frac{\sigma_A}{A\sigma_N}, \quad (1)$$

where  $A$  is the mass number of the nucleus  $A$ ,  $\sigma_A$  is the total cross section of the reaction for the target nucleus

$A$  and  $\sigma_N$  is the total cross section of the reaction for a nucleon in free space.

If the nucleon were completely transparent, i.e. there were no interactions between hadrons and nucleons, the value of  $T_A$  would be close to 1. However, various studies have shown that it is significantly different from 1, and this study focuses on understanding why. The calculation of nuclear transparency gives different results when classical hadron models are used and when quantum chromodynamics (QCD) models are used. Thus, the study of nuclear transparency can provide insight into our understanding of the behavior of the produced hadrons in nuclear matter.

Moreover, Blattel *et al.* [3] argued that the nuclear transparency effect in mesons occurs in a relatively low energy region compared to baryons, because the quark and antiquark pairs form more easily than three quark pairs. Recent experimental data show that in the case of pions, the nuclear transparency effect occurs at the invariant energy  $W \approx 2.2 \text{ GeV}$  [4, 5], which is near the hadron-quark transition region. In this sense, the nuclear transparency of pions is important for studying the nature of the transition region.

We focus on electroproduction of charged pions, where coherent production is forbidden and only incoherent production is possible. Incoherent reactions occur when the state of the nucleus changes due to exciting, splitting, or other means, while coherent reactions maintain the same state of the nucleus before and after the reaction. Thus, charged pion electroproduction results in an incoherent reaction causing the nuclei to transform into different nuclides. Furthermore, it is worth noting that according to Glauber Theory (GT) [6], the transparency for incoherent reactions is determined solely by the nuclear density and the scattering cross sections of hadrons and nucleons. Since these are well known from experiments, it would be interesting to study how well

\* tkchoi@yonsei.ac.kr

† kong@kau.ac.kr

‡ bgyu@kau.ac.kr

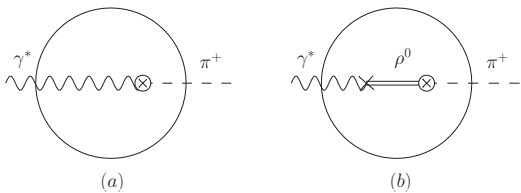


FIG. 1. Diagrams for one-step and two-step processes in the incoherent  $\pi^+$  electroproduction. The symbol  $\otimes$  represents the interaction of  $\gamma^*$  with  $\pi N$  and the symbol  $\times$  the  $\gamma^*$ - $\rho^0$  conjunction. (a) one-step  $\pi^+$  production. (b) two-step  $\pi^+$  production intermediated by  $\rho^0$  meson.

the theoretical nuclear transparency can explain the experimental values.

The nuclear transparency of the  $\pi^+$  meson in the  $A(e, e'\pi^+)$  reaction has been measured at JLab as a function of  $Q^2$  and the atomic mass number  $A$ , which shows an increasing trend in the range  $Q^2 = 1.1 - 4.7$  GeV<sup>2</sup>[4, 5].

Larson *et al.* [7] used a semiclassical formula for the final state interaction, while Cosyn *et al.* [8] presented a relativistic version of the Glauber model. Both studies utilized the empirical values  $\sigma_{\pi N}(p_\pi)$  from the parameterization of the Particle Data Group (PDG) and incorporate the CT using the QDM [9]. Kaskulov *et al.* [10] employed the string-breaking model to initially create hadrons, and the quantum-kinetic Giesen-Boltzmann-Ulling-Uhlenbeck (GiBUU) transport model to explain the final-state interactions of the produced hadrons. By separating the longitudinal and transverse cross sections on the nucleon when calculating the elementary pion production cross section, the CT incorporates only the transverse contribution. Larionov *et al.* [11] estimated the  $\pi$ CT in the  $\pi p \rightarrow \ell^+ \ell^- n$  and  $\gamma^* p \rightarrow \pi^+ n$  reactions. Das [12] has incorporated the CT of produced pions and the SRC of nucleons in the nucleus into the relativistic Glauber theory. The comparisons between with and without the SRC has given for each  $T_A(\pi^+)$  of Refs. [8, 10] in the range of  $Q^2 = 1.1 - 9.5$  GeV<sup>2</sup>.

## II. FORMALISM

The Glauber theory predicts various cross sections for the interaction of high energy particles with nuclei in terms of the more fundamental interactions between the constituent particles. With the VMD, the amplitude for the incoherent  $\pi^+$  electroproduction consists of the one-step and two-step processes, as shown in Fig. 1.

The nuclear transparency in Eq. (1) can be written as [11, 13] (see Ref. [14] for a pedagogical deduction)

$$T_A = \frac{1}{A} \int_0^\infty d^2b \int_{-\infty}^\infty dz \varrho(\mathbf{b}, z) \exp\left(-\sigma_{\pi N} \int_z^\infty dz' \varrho(\mathbf{b}, z')\right) \times \left| 1 - \int_{-\infty}^z dz'' \varrho(\mathbf{b}, z'') \frac{\sigma_{\rho N}}{2} (1 - i\alpha_{\rho N}) e^{i\Delta_l(z'' - z)} \right|^2 \times \exp\left[-\frac{\sigma_{\rho N}}{2} (1 - i\alpha_{\rho N}) \int_{z''}^z dz''' \varrho(\mathbf{b}, z''')\right], \quad (2)$$

where an integration is performed over the impact parameter  $\mathbf{b}$  and  $z$  coordinate along the direction of the incident photon. The nuclear density function is denoted by  $\varrho(\mathbf{b}, z)$ , normalized to the total number of nucleons  $A$ .  $\sigma_{\pi N(\rho N)}$  is the total  $\pi^+ N(\rho^0 N)$  cross section and  $\alpha_{\rho^0 N}$  is the ratio of the real to the imaginary part of the  $\rho^0 N$  forward scattering amplitude and  $\Delta_l$  the longitudinal momentum transfer for a virtual photon, respectively.

The damping factor in the first exponential term in Eq. (2) describes the absorption of the pion on its way out of the nucleus. Those terms in the square of the absolute value are interpreted as the presence of two interfering waves with 1 representing the photon and the integral term the  $\rho^0$ -meson wave incident on the nucleon at the position  $(\mathbf{b}, z)$ . The contribution of  $\rho^0 N$  term is non-negligible with the strong interaction strength of the  $\rho^0 \rightarrow \pi\pi$  decay. In this paper, we consider the two-step process to improve the insufficiency of the original version of the Glauber theory for the experiment as discussed in Ref. [5].

Thus, taking the high energy limit, the phase factor  $e^{i\Delta_l(z'' - z)} \approx 1$  [13] in Eq. (2) the second term in the square of the absolute value is further simplified as

$$1 - \exp\left[-\frac{1}{2}\sigma_{\rho N}(1 - i\alpha_{\rho N}) \int_{-\infty}^z \varrho(\mathbf{b}, y) dy\right], \quad (3)$$

and the full expression for  $T_A$  is reduced to

$$T_A = \frac{1}{A} \int_0^\infty d^2b \int_{-\infty}^\infty dz \varrho(\mathbf{b}, z) \times \exp\left[-\sigma_{\pi N} \int_z^\infty \varrho(\mathbf{b}, y) dy - \sigma_{\rho N} \int_{-\infty}^z \varrho(\mathbf{b}, y) dy\right]. \quad (4)$$

For simplicity of the model construction, the contributions from  $\omega$  and  $\phi$  vector mesons via the VMD are omitted, the cross section  $\sigma_{\rho N}$  is taken as a free parameter, and the ratio  $\alpha_{\rho N}$  is set to zero. Recall that the original version of the Glauber theory is the case of  $\sigma_{\rho N} = 0$ .

As we can see from Eq. (4),  $T_A$  depends only on the density function  $\varrho(r)$  and total cross section  $\sigma_{\pi N}$ . Since they are well established experimentally, the behavior

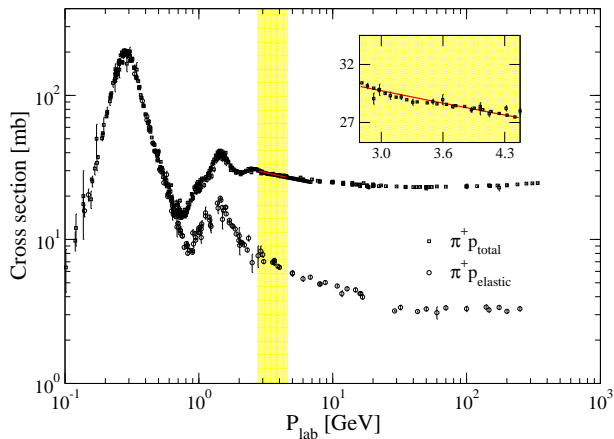


FIG. 2. Total cross section (upper) and elastic cross section (lower curve) for the  $\pi^+p$  scattering as a function of the pion momentum  $|\vec{p}_\pi|$  in the laboratory system. Data are taken from Ref. [15]. The solid line is the result from the  $\chi^2$  fit to the total cross section data in the kinematic region of Refs. [4, 5], which is shown as the shaded area.

of nuclear transparency which depends only on them seemed to have a clear theoretical basis. The determination of  $\sigma_{\pi N}$  in Eq. (4) is crucial for the present study. Conventionally, it is obtained from the scattering amplitude in the forward direction via the optical theorem [13], i.e.,

$$\sigma_{\pi N} = \frac{4\pi}{q_\pi} \text{Im} [\mathcal{T}(\pi N)], \quad (5)$$

where  $\mathcal{T}(\pi N)$  is normalized transition amplitude. For practical purposes, however, we use here a fit of the  $\sigma_{\pi N}$  to the PDG database [15] in which case it appears as the upper cross section in Fig. 2. The (red) curve as indicated in the box in Fig. 2 is applied to the current calculation in the pion momentum range considered.

As for the nuclei density  $\varrho(r)$ , the following two types are considered [16]. For nuclei with  $A > 16$ , the Wood-Saxon density function is employed,

$$\varrho(r) = \frac{\varrho_0}{1 + \exp[(r - R)/d]}, \quad (6)$$

with the nuclear radius being parameterized as  $R = 1.28A^{1/3} - 0.76 + 0.8A^{-1/3}$  fm, and the diffusion parameter given by  $d = \sqrt{3}/\pi$  fm. On the other hand, the density function of the Gaussian type is used for light nuclei with  $A \leq 16$

$$\varrho(r) = \frac{1}{(R\sqrt{\pi})^3} \left[ 4 + \frac{2(A-4)r^2}{3R^2} \right] \exp\left[-\frac{r^2}{R^2}\right], \quad (7)$$

where  $R = \sqrt{2.5}$  fm.

The dependence of  $T_A$  upon  $Q^2$  reveals an interesting aspect about the nuclear transparency. Experimental results show that  $T_A$  increases with increasing  $Q^2$ ,

indicating higher transparency. However, in the original Glauber theory the  $T_A$  calculated using the experimental value for  $\sigma_{\pi N}$  as aforementioned in Fig. 2 and the density functions in Eqs. (6) and (7) for  $\varrho(r)$ , remains nearly constant but reaches below the data, despite the change in  $Q^2$ . In order to compensate for the discrepancy, we first implement the colour transparency effect in the Glauber theory using the QDM of Refs. [7, 9, 17] and the SRC [18] in the standard way.

The QDM is expected to play a role to enhance the  $T_A$  depending on the  $Q^2$ . This is done by replacing the  $\sigma_{\pi N}$  in free space with the effective cross section  $\sigma_{\text{eff}}$ , which is now a function of the path length  $z' = z - y$  which is the distance the hadron travels after its production and the size of the three-momentum of the produced pion  $|\vec{p}_\pi|$ . Following Farrar et. al. [9],

$$\sigma_{\text{eff}}(z', |\vec{p}_\pi|) = \sigma_{\pi N}(|\vec{p}_\pi|) \left[ \left( \frac{n^2 \langle k_t^2 \rangle}{Q^2} \left( 1 - \frac{z'}{l_h} \right) + \frac{z'}{l_h} \right) \theta(l_h - z') + \theta(z' - l_h) \right], \quad (8)$$

where  $n$  is the number of valence quarks/antiquarks ( $n = 2$  for the pion).  $k_t$  is the transverse momentum of the quark/antiquark with the root-mean-squared value in the nucleus ( $\langle k_t^2 \rangle^{1/2} \simeq 0.35$  GeV). The quantity  $l_h$  is the formation length at which an expanding hadron reaches its normal hadronic size:  $2p_h/\Delta M^2$ , where  $p_h$  is the momentum of the proton and  $\Delta M^2 = 0.7$  GeV<sup>2</sup>.

The SRC can be taken into account by approximating the nuclear density distribution  $\varrho$  in Eq. (4) by

$$\varrho(\mathbf{b}, y) \rightarrow \varrho(\mathbf{b}, y) C(|z - y|), \quad (9)$$

where  $C(u)$  indicates the correlation function [18]. With the nuclear matter estimate, it can be written as

$$C(u) = \left[ 1 - \frac{h(u)^2}{4} \right]^{1/2} [1 + f(u)], \quad (10)$$

where  $h(u) = 3 \frac{j_1(k_F u)}{k_F u}$  and  $f(u) = -e^{-\alpha u^2} (1 - \beta u^2)$ . The parameters used to reproduce the nuclear matter correlation function are  $\alpha = 1.1$  fm<sup>-2</sup> and  $\beta = 0.68$  fm<sup>-2</sup>. The Fermi momentum  $k_F$  is chosen to be 1.36 fm<sup>-1</sup>.

Following Ref. [18] the value of  $z$  in the argument of the correlation function of Eq. (9) refers to either the lower (for  $\pi N$ ) or upper (for  $\rho^0 N$ ) limit of integration in Eq. (4).

### III. DATA ANALYSIS

All calculations are conducted within a laboratory system wherein the nuclear target is assumed to be stationary, and it is similarly assumed that the nucleons within the stationary nucleus are also stationary. In reality, the nucleons will be in Fermi motion inside the nucleus, but

TABLE I. The central kinematics of the pion transparency experiment [4, 5]. Here  $t_{min}$  denotes the four momentum transfer to the target for the parallel kinematics  $\vec{q} \parallel \vec{p}_\pi$  or  $\theta_\pi = 0$  where  $\theta_\pi$  is the angle between three momentum of the virtual photon and the emitted pion with three momentum  $\vec{p}_\pi$  in the laboratory system.

$Q^2$ [GeV $^2$ ]	$W$ [GeV]	$-t_{min}$ [GeV $^2$ ]	$ \vec{p}_\pi $ [GeV]	$\sigma_{\pi N}$ [mb]
1.10	2.26	0.050	2.793	29.81
2.15	2.21	0.158	3.187	28.99
3.00	2.14	0.289	3.418	28.58
3.91	2.26	0.413	4.077	27.45
4.69	2.25	0.527	4.412	27.04
2.16	2.21	0.164	3.187	28.98
4.01	2.14	0.441	3.857	27.83

their energy will be negligible compared to that of the nucleus, and thus we neglect their effect. This is equivalent to the application of the "proton-on-shell model" in the quasifree approximation of the struck proton, as described in Refs. [4, 5]. Given that the energy of the virtual photons is outside the resonance region and the scattering cross sections for protons and neutrons are almost identical, it is also assumed that all targets within the nucleus are protons, with the distinction between protons and neutrons being ignored.

In our Glauber theory, given the experimental kinematics of  $p(\gamma^*, \pi^+)n$  in Refs. [4, 5] which we demonstrate in Table I, the transparency  $T_A$  is calculated from Eq. (4) with the effect of the SRC and QDM included as discussed above for the target nuclei  $^{12}\text{C}$ ,  $^{64}\text{Al}$ ,  $^{64}\text{Cu}$  and  $^{197}\text{Au}$  in  $A(e, e'\pi^+)$  reaction.

The underlying reaction is

$$\gamma^*(q) + N(p) \rightarrow \pi^+(p_\pi) + N'(p'). \quad (11)$$

Pion electroproduction off a nucleon [19] is usually described by three Lorentz invariants,  $Q^2$ ,  $W$ , and  $t$  where  $q^2 = -Q^2$ ,  $W = \sqrt{M_p^2 + 2M_p\nu - Q^2}$ , and  $M_p$  is the proton mass and  $\nu$  the energy of the virtual photon.  $t = (p_\pi - q)^2$  is the four-momentum square of the momentum transferred to the nucleons. For each of  $|\vec{p}_\pi|$ , the values of the fitted total cross section  $\sigma_{\pi N}$  are listed in Table I.

### $Q^2$ - and $A$ -dependence of $T_A$

We first analyze the results considering only the one-step process, as the original Glauber theory is shown in Fig. 1 (a) with its consequence in the dotted line in Fig. 3. We then investigate the effect of a two-step process as illustrated in Fig. 1 (b) with the results in the solid line in Fig. 3. The  $Q^2$  dependence of  $T_A$  is considered to be a crucial indicator of the nuclear transparency effect. Those findings in experiments [4, 5] show that  $T_A$  has an upward trend with increasing  $Q^2$ , indicating an increase in transparency.

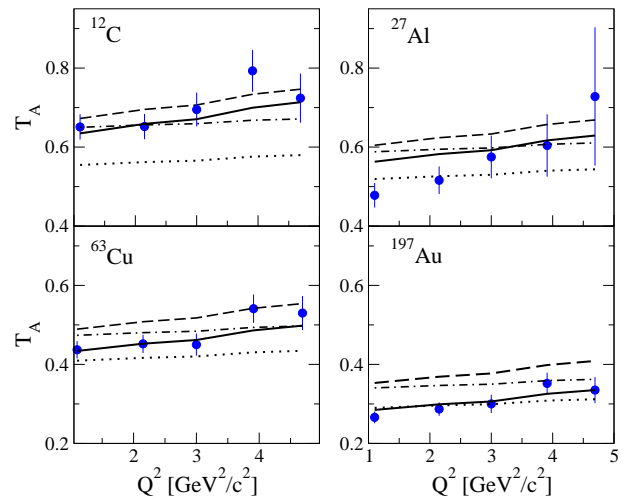


FIG. 3. Nuclear transparency  $T_A$  versus  $Q^2$  for four nuclei. The dotted line is from the original Glauber theory (GT), the dash-dotted from GT+SRC, and the dashed from GT+SRC+QDM. The contribution of the two-step process is calculated using Eq. (4) with  $\sigma_{\rho N} = 3$  mb chosen. The solid line describes our final result from the effect of the two-step process in addition to the GT+SRC+QDM. Data are taken from Refs. [4, 5].

In Fig. 3 we present the results with a two-step process calculated using Eq. (4). The calculations are done for  $\sigma_{\rho N} = 3$  mb as a free parameter. This is a reasonable value needed to reproduce the  $T_A$  data for four nuclei, although  $\sigma_{\rho N} = 25$  mb is known to be the experimental value in free space. In other words, Fig. 3 shows that  $\sigma_{\rho N}$  obtained in free space can no longer explain the experimental data, it must change inside the nucleus. It has long been argued that the masses and widths of hadrons measured in free space should undergo a modification in nuclear matter. In QCD sum rules, vector meson masses have been shown to decrease to about 10–20% in nuclear matter [20], and Friman, for example, observed a 9 MeV increase in the width  $\Gamma$  of the omega meson in nuclear matter [21].

The dotted line results from the Glauber theory with the  $\sigma_{\pi N}$  fitted to the experimental data reported in the PDG. It is far below the experimental value for the  $^{12}\text{C}$  nucleus and has a poor slope for all nuclei. These allow us to modify either the nuclear density  $\rho(r)$  or the cross section value  $\sigma_{\pi N}$ . The former has been partially improved by taking into account the SRC effect [12], while the latter has been enhanced through the QDM by taking into account the hadron generation time and the reaction length [9]. The dot-dashed line results from Glauber theory with the SRC taken into account. The dashed line is from Glauber theory with the QDM and SRC. The SRC effect increases  $T_A$  by a constant amount for  $Q^2$ , while the QDM effect alters the slope but overestimates the experimental data for four nuclei. The solid line which describes the effect of a two-step process on the basis of the SRC+QDM is in good agreement with the experi-

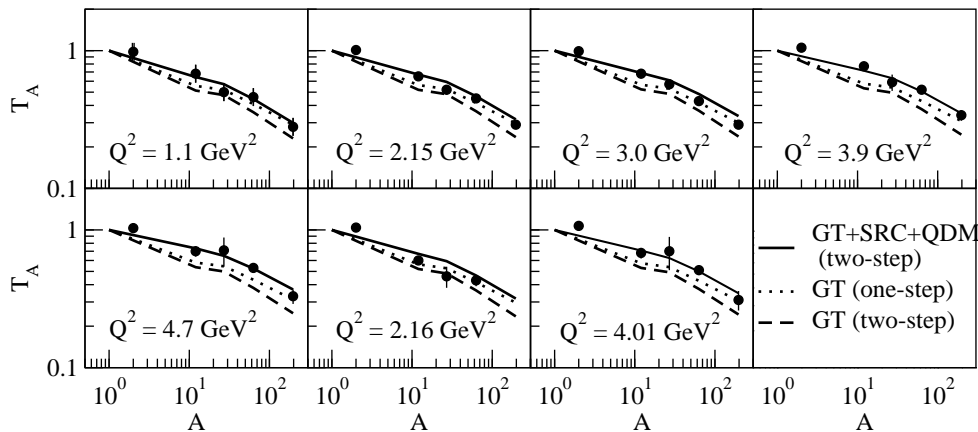


FIG. 4. Nuclear transparency  $T_A$  versus mass number  $A$ . In each panel the fixed value of  $Q^2$  is given. It is observed that the transparency decreases, as the mass number of nuclei increases, leading to an increase in opacity. The dotted and solid lines are the same as in Fig. 3, while the dashed line shows the additional two-step contribution to the GT. Data are taken from Refs. [4, 5].

mental data for four nuclei. As the atomic number  $A$  increases from  $^{12}\text{C}$  to  $^{197}\text{Au}$ , the effect of the two-step process becomes more pronounced, while the impact of the SRC and QDM diminishes.

Finally, the dependence of transparency  $T_A$  upon the mass number  $A$  is worth remarking. Figure 4 presents the dependence of the  $T_A$  upon the mass number  $A$  in several nuclei. It is natural that the transparency falls off as the mass number of the nucleus increases, since the population of nucleons in nuclei increases. This trend is well-illustrated in Fig. 4 for the transparency of nuclei. Fitting the transparency as  $T_A = A^{-\alpha}$  gives the scattering cross section of the nucleus, as  $\sigma_A = A^{1-\alpha}\sigma_N$ . According to Carrol [22], it has a value of  $A^{0.76}$ , a little more than  $A^{2/3}$ , which roughly means that  $\sigma_A$  increases in proportion to the area of the nucleus. However, the  $Q^2$  dependence is neglected in their fit, although the value of  $\alpha$  changes slightly with increasing values of  $Q^2$ , as can be seen in Fig. 4. We expect that more experimental results in the future will give us a hint to understand how the area of the nucleus depends on  $Q^2$ .

#### IV. CONCLUSION

The aim of this study is to elucidate the  $Q^2$  dependence of the nuclear transparency of pions in the

electroproduction process using the Glauber theory. However, the original version of this theory has been shown to be insufficient to explain the observed phenomenon of nuclei becoming more transparent with increasing  $Q^2$ . To address this challenge, we consider the SRC and QDM in the standard way. The QDM modifies the slope of the transparency as  $Q^2$  increases, while the SRC makes it increase by a constant amount. This results in an overestimation of the experimental data. Finally, we investigate the two-step process of the Glauber theory using  $\sigma_{\rho N} = 3$  mb and achieve a fair agreement of the  $Q^2$  and  $A$  dependences with the experiments.

#### ACKNOWLEDGMENTS

This work was supported by the grant NRF-2022R1A2B5B01002307 from the National Research Foundation (NRF) of Korea.

- 
- [1] S. J. Brodsky and A. H. Mueller, Phys. Lett. B **206**, 685 (1988).
  - [2] L. Frankfurt, G. A. Miller and M. Strikman, Comments Nucl. Part. Phys. **21**, 1 (1992).
  - [3] B. Blattel, G. Baym, L. L. Frankfurt and M. I. Strikman, Phys. Rev. Lett. **70**, 896 (1993).
  - [4] B. Clasie *et al.*, Phys. Rev. Lett. **99**, 242502 (2007).
  - [5] X. Qian *et al.*, Phys. Rev. C **81**, 055209 (2010).
  - [6] R. J. Glauber, Lectures in Theoretical Physics, edited by W. E. Brittin (Interscience, New York, 1959), Vol. I, p. 315.
  - [7] A. Larson, G. A. Miller, and M. Strikman, Phys. Rev. C **74**, 018201 (2006).

- [8] W. Cosyn, M. C. Marti'nez and J. Ryckebusch, Phys. Rev. C **77**, (2008) 034602.
- [9] G. R. Farrar, H. Liu, L. L. Frankfurt and M. I. Strikman, Phys. Rev. Lett. **61**, 686 (1988).
- [10] M. M. Kaskulov, K. Gallmeister and U. Mosel, Phys. Rev. C **79**, 015207 (2009).
- [11] A. B. Larionov, M. Strikman and M. Bleicher<sup>1</sup>, Phys. Rev. C **93**, 034618 (2016)
- [12] Swapan Das, Phys. Rev. C **105**, 035204 (2022).
- [13] T. Bauer, R. Spital, D. Yennie, F. Pipkin, Rev. of Mod. Phys. **50**, **261** (1978).
- [14] D. R. Yennie, Hadronic interactions of electrons and photons ; proceedings of the 11th session of the Scottish Universities Summer School in Physics, 1970 / Edited by J. Cumming and H. Osborn (Academic Press, 1971), p. 321.
- [15] S. Navas *et al.*(Particle Data Group), Phys. Rev. D **110**, 030001 (2024), <http://pdf.lbl.gov>.
- [16] A. Sibirtsev, H.-W. Hammer, U.-G. Meißner<sup>1</sup>, and A.W. Thomas, Eur. Phys. J. A **29**, 209 (2006)
- [17] L. L. Frankfurt, G. A. Miller and M. Strikman, Ann. Rev. Nucl. Part. Sci. **44**, 501 (1994)
- [18] T.-S. H. Lee and G. A. Miller, Phys. Rev. C **45**, 1863 (1992).
- [19] Tae Keun Choi, Kook Jin Kong and Byung Geel Yu, J. Korean Phys. Soc. **67**, 1089 - 1094 (2015).
- [20] T. Hatsuda, S. H. Lee, and H. Shiomi, Phys. Rev. C **52**, 3364 (1995).
- [21] B. Friman, Acta Phys. Pol. B **29**, 3195 (1998). [arXiv:nucl-th/9801053]
- [22] A.S. Carroll *et. al.*, Phys. Lett. B **80**, 319 (1979).