

Density and speed of sound of (iodobenzene + *n*-alkane) liquid mixtures at $T = (288.15 \text{ to } 308.15) \text{ K}$. Application of the Prigogine-Flory-Patterson model

Fernando Hevia^{*a}, Daniel Lozano-Martín^a, Juan Antonio González^a, Luis Felipe Sanza^a, Isaías García de la Fuente^a, José Carlos Cobos^a

^aGETEF. Departamento de Física Aplicada. Facultad de Ciencias. Universidad de Valladolid. Paseo de Belén, 7, 47011 Valladolid, Spain.

* Corresponding author, e-mail: luisfernando.hevia@uva.es

Abstract

(Iodobenzene + *n*-alkane) liquid mixtures have been studied experimentally, in terms of densities (ρ) and speeds of sound (c), and theoretically, by the application of the Prigogine-Flory-Patterson (PFP) model. The *n*-alkanes considered are *n*-heptane, *n*-decane, *n*-dodecane, and *n*-tetradecane. ρ and c measurements have been performed at a pressure $p = 0.1 \text{ MPa}$ and in the temperature range $T = (288.15 \text{ to } 308.15) \text{ K}$. Excess molar volumes (V_m^E) and excess isentropic compressibilities (κ_S^E) have been calculated and correlated by Redlich-Kister polynomials. $(\partial V_m^E / \partial T)_p$ curves at the same (p, T) conditions have been obtained from correlated V_m^E values. The mixtures are characterized by the following features: (i) V_m^E increases with the number of carbon atoms of the *n*-alkane (n), being negative for $n = 7$, small and S-shaped with positive and negative values for $n = 10$, and positive for $n = 12$ and $n = 14$; (ii) κ_S^E and $(\partial V_m^E / \partial T)_p$ are negative, increase with n and are very close to zero for $n = 14$. From these experimental results and the knowledge of the excess molar enthalpies of mixtures containing fluorobenzene, chlorobenzene or bromobenzene with *n*-alkanes, we have inferred the presence of structural effects, especially important for $n = 7$ and less relevant for volumetric properties as n increases. The V_m^E obtained are compared with those of other (halogenated benzene + *n*-alkane) liquid mixtures existing in the literature, namely systems with fluorobenzene, chlorobenzene, and bromobenzene. From this comparison and the analysis of the isobaric thermal expansion coefficients of the pure compounds, it is inferred that the interactional effects on V_m^E do not vary appreciably with the length of the *n*-alkane, so the observed V_m^E variation is fundamentally determined by the corresponding variation of the contribution from structural effects. Moreover, the application of the PFP model supports this interpretation, providing free volume contributions to V_m^E that vary parallelly to V_m^E with the length of the *n*-alkane, and interactional contributions that rest approximately constant independently of the *n*-alkane size.

Keywords: iodobenzene; *n*-alkane; density; speed of sound; isentropic compressibility; Prigogine-Flory-Patterson model.

1. Introduction

Aromatic halogenated compounds are used in the manufacturing of Li batteries [1], in medicinal chemistry as antidepressants or drugs to reduce cholesterol [2,3], and in the pharmaceutical industry due to the halogen bonding that they can form [4]. They are found in urban air arising from fuel combustion emissions [5]. Thus, it is interesting to study their thermophysical behavior and get a deeper view into their molecular interactions.

In earlier works, we have analyzed mixtures containing a fluorinated benzene and hydrocarbons [6] using thermodynamic properties from the literature and through the application of theoretical models, such as DISQUAC [7], and the concentration-concentration structure factor [8]. In a similar way, we have investigated the thermodynamics of mixtures containing chlorinated or brominated benzenes and alkanes [9]. As the next step, now we turn our attention to systems containing iodobenzene (IB). In this article, we report experimental densities (ρ) and speeds of sound (c) of (IB + *n*-heptane), (IB + *n*-decane), (IB + *n*-dodecane) and (IB + *n*-tetradecane) liquid mixtures at pressure $p = 0.1$ MPa and in the temperature range $T = (288.15 \text{ to } 308.15)$ K. From the measured data, excess molar volumes (V_m^E) and excess isentropic compressibilities (κ_S^E) are calculated and correlated. The temperature derivative of V_m^E , $(\partial V_m^E / \partial T)_p$, is also obtained. Interactions and structural effects in the mixtures are analyzed in terms of their excess properties and by the application of the Prigogine-Flory-Patterson model [10,11].

2. Materials and methods

2.1. Materials

Pure liquids were used without further purification. Information about their source and purity is displayed in Table 1. Table 2 lists the measured properties of the pure compounds. The comparison of the measured and literature values is fairly good.

2.2. Apparatus and procedure

The concentration of the liquid mixtures, given as a mole fraction of IB (x_1), was calculated from mass measurements. The masses were determined by weighing using an analytical balance (MSU125P, Sartorius) and correcting for buoyancy effects, with a standard uncertainty of $5 \cdot 10^{-5}$ g. Some cautions were taken: (i) to avoid absorption of moisture from air, pure *n*-alkanes were stored with 4 Å molecular sieves after checking that the speed of sound measurements were not affected; (ii) the density of the pure compounds was measured over time to check their stability, staying constant within the uncertainty of the measurements; and (iii) the measurement cells were appropriately filled and closed to avoid partial evaporation.

Pt-100 resistances, calibrated using the triple point of water and the melting point of Ga, were used to measure the temperature of the samples, with a standard uncertainty of 0.01 K.

A densimeter and sound analyzer (DSA 5000, Anton Paar) was employed to determine densities (by the vibrating U-tube method) and speeds of sound (using ultrasonic pulses at 3 MHz center frequency) of the liquid samples with a temperature stability of 0.001 K. More details about the technique and the calibration and test of the apparatus can be found elsewhere [12–14].

2.3. Uncertainty

Uncertainty under repeatability conditions. The number of digits reported for each of the measured properties has been based on the expanded uncertainty (with a coverage factor of 2) evaluated from the sample standard deviation of measured values obtained under repeatability conditions (U_1) [15]. These conditions include the same procedure, the same operators, the same measuring system, the same operating conditions, the same location, and the replicate measurements on samples prepared from the same source liquids over short periods of time. The contribution U_1 to the expanded uncertainty is therefore referred to our measurements only. The highest values encountered from measurements performed in this work are $U_1(T) = 0.02$ K, $U_1(p) = 10$ kPa, $U_1(x_1) = 0.00010$, $U_1(c) = 0.8$ m·s⁻¹, $U_1(\rho) = 0.00018$ g·cm⁻³ and $U_{1r}(\kappa_S) = [U_{1r}(\rho)^2 + U_{1r}(c)^2]^{1/2}$ for the relative expanded uncertainty (U_{1r}) of κ_S .

Uncertainty under reproducibility conditions. For $F = \rho$ and $F = c$ of pure liquids, we have evaluated the root-mean-square deviation $\sigma(F)$ of $N_{\text{lit}}(F)$ literature data points, $F_{\text{lit}}(T)$, from our experimental values, $F_{\text{exp}}(T)$:

$$\sigma(F) = \left[\frac{1}{N_{\text{lit}}(F) - 1} \sum_T \sum_{F_{\text{lit}}(T)} (F_{\text{lit}}(T) - F_{\text{exp}}(T))^2 \right]^{1/2} \quad (F = \rho, c) \quad (1)$$

where the sum is done for all the experimental temperatures T and for every literature data point $F_{\text{lit}}(T)$ at each T . These root-mean-square deviations for the pure liquids used in this work have been collected in Table 2. The $\sigma(F)$ values can be considered as estimations of the standard uncertainty evaluated under reproducibility conditions [15], including different locations, operators, measuring systems, measuring procedures, periods of time, and source liquids. Therefore, for pure liquids, the expanded uncertainty (with a coverage factor of 2) evaluated under reproducibility conditions (U_2) has been calculated as $U_2(F) = 2\sigma(F)$ and the corresponding relative expanded uncertainty (U_{2r}) for κ_S as $U_{2r}(\kappa_S) = [U_{2r}(\rho)^2 + U_{2r}(c)^2]^{1/2}$. A conservative estimate of the $U_2(F)$ for the mixtures is chosen to be the maximum value between those of the pure liquids involved (see Table 2).

Total uncertainty. The total expanded uncertainty (U) should ideally include other factors, such as the purity of the compounds, which is very hard to quantify. For the mole fraction of the mixtures, the total expanded uncertainty has been roughly estimated as $U(x_1) = 0.0010$. The total uncertainty of $F = \rho$ and $F = c$ can be estimated as (see Table 2):

$$U(F) = [U_1(F)^2 + U_2(F)^2]^{1/2} \quad (F = \rho, c) \quad (2)$$

The uncertainties of the excess functions (defined below) are estimated from a statistical analysis of measurements obtained under repeatability conditions and/or comparison with reference values of test systems, such as (cyclohexane + benzene) for the excess molar volume (V_m^E) and excess isentropic compressibility (κ_S^E) [16–18]. The expanded uncertainties (U) and relative expanded uncertainties (U_r) of V_m^E and κ_S^E , with a coverage factor of 2, are: $U(V_m^E) = 0.010 |V_m^E|_{\text{max}} + 0.005$ cm³·mol⁻¹, $U_r(\kappa_S^E) = 0.015$.

3. Equations

If dispersion and absorption of the acoustic wave are negligible, the Newton-Laplace equation allows to determine the isentropic compressibility (κ_S) from experimental measurements of ρ and c :

$$\kappa_S = \frac{1}{\rho c^2} \quad (3)$$

The isothermal compressibility (κ_T) can be calculated through general thermodynamic relations involving κ_S , the molar isobaric heat capacity (C_{pm}), the molar volume (V_m) and the isobaric thermal expansion coefficient (α_p):

$$\kappa_T = \kappa_S + \frac{TV_m\alpha_p^2}{C_{pm}} \quad (4)$$

The values F^{id} of the thermodynamic properties of an ideal mixture at the same temperature and pressure as the real mixture are computed from the well-established formulae from Benson and Kiyohara [19–21]:

$$F^{\text{id}} = x_1F_1 + x_2F_2 \quad (F = V_m, C_{pm}) \quad (5)$$

$$F^{\text{id}} = \phi_1F_1 + \phi_2F_2 \quad (F = \alpha_p, \kappa_T) \quad (6)$$

where F_i is the value of the property F of pure component i , x_i represents the mole fraction of component i , and $\phi_i = x_iV_{m,i}/V_m^{\text{id}}$ is the volume fraction of component i . Ideal values of κ_S are calculated using the equation [19]:

$$\kappa_S^{\text{id}} = \kappa_T^{\text{id}} - \frac{TV_m^{\text{id}}(\alpha_p^{\text{id}})^2}{C_{pm}^{\text{id}}} \quad (7)$$

Lastly, the excess quantities F^{E} are defined by:

$$F^{\text{E}} = F - F^{\text{id}} \quad (8)$$

4. Results

Some thermodynamic properties (V_m, κ_S, C_{pm}) of the pure liquids at $p = 0.1$ MPa are represented as polynomial functions of T of the form:

$$F = \sum_{q=0}^{\ell-1} B_q \left(\frac{T}{\text{K}}\right)^q \quad (F = V_m, \kappa_S, C_{pm}) \quad (9)$$

with $\ell \leq 4$. Parameters for $F = C_{pm}$ are taken from the literature [22–24] and are the only set including B_3 . For $F = V_m, \kappa_S$, only (B_0, B_1, B_2) are used, and these parameters are obtained by unweighted linear least-squares regressions to experimental values from Table 2. The values of the B_i parameters are listed in Table 3. Smoothed α_p, κ_T and c values of the pure compounds can be directly obtained by their definitions and equations (3–4) and (9). The number of parameters used to represent $F = V_m, \kappa_S$ has been chosen so that the calculated values from equation (9) match the experimental values within the uncertainty evaluated under repeatability conditions of measurement.

The experimental ρ and c values of (IB + n -alkane) liquid mixtures at $p = 0.1$ MPa and $T = (288.15 \text{ to } 308.15)$ K are included in Table 4. The corresponding κ_S values can be obtained directly from these using equation (3). The smoothed α_p and κ_T values of the pure compounds were used to compute κ_T^{id} and κ_S^{id} for the mixtures. V_m^{E} and κ_S^{E} are collected in Table 5 and represented in Figures 1, 2 and S1.

Some excess quantities ($F^{\text{E}} = V_m^{\text{E}}, \kappa_S^{\text{E}}$) are fitted to Redlich-Kister polynomials [25] with T -dependent coefficients:

$$F^E = x_1(1 - x_1) \sum_{i=0}^{k-1} A_i(T)(2x_1 - 1)^i \quad (F^E = V_m^E, \kappa_S^E) \quad (10)$$

$$A_i(T) = \sum_{j=0}^{m-1} A_{ij} \left(\frac{T}{K}\right)^j \quad (11)$$

The A_{ij} parameters were obtained by a two-step procedure that ensures the consistency of the obtained values. First, $A_i(T)$ for each property and temperature were obtained by unweighted linear least-squares regressions to equation (10), taking an appropriate number (k) of $A_i(T)$ coefficients with guidance from F-tests of additional term [26]. The results are collected in Table S1. Second, $A_i(T)$ values were fitted by unweighted linear least-squares regressions to equation (11), where the number (m) of necessary coefficients was chosen so that the T -dependence of F^E was correctly represented. For each system, the total number of A_{ij} parameters necessary is between 2 and 4 for V_m^E and between 6 and 8 for κ_S^E . They are listed in Table 6.

The root-mean-square deviation of the fit to equations (9) and (10-11), s , is defined by:

$$s = \left[\frac{1}{N - N_p} \sum_{j=1}^N (F_{\text{cal},j} - F_{\text{exp},j})^2 \right]^{1/2} \quad (F = V_m, \kappa_S, C_{pm}, V_m^E, \kappa_S^E) \quad (12)$$

where N_p stands for the number of B_i parameters of equation (9), or for the total number of A_i parameters in equation (10), or for the total number of A_{ij} parameters of equations (10-11), and j indexes the number N of experimental data points $F_{\text{exp},j}$ and calculated values $F_{\text{cal},j}$. The s values for every fit are included in Tables 3 and 6.

From the mentioned correlations, other properties of the mixtures can be computed as functions of x_1 and T using their definitions and equations (3-7), such as $(\partial V_m / \partial T)_p$, α_p or $(\partial V_m^E / \partial T)_p$. In particular, $(\partial V_m^E / \partial T)_p$ are depicted in Figures 3 and S2. For the mixtures, κ_T and κ_T^E cannot be evaluated because of the lack of C_{pm}^E data.

5. Discussion

In this section, if nothing else is specified, the values of the thermophysical properties are considered at $T = 298.15$ K and $x_1 = 0.5$ (Table 7). As before, we will denote by n the number of carbon atoms of the n -alkane.

5.1. (IB + n -alkane) mixtures

The V_m^E value of (IB + n -heptane) is negative, while V_m^E are positive for (IB + n -decane), (IB + n -dodecane), and (IB + n -tetradecane). To the best of our knowledge, there are no data on excess molar enthalpies (H_m^E) of the mixtures under study. However, H_m^E are available for other (halogenated benzene + n -alkane) systems, such as those containing fluorobenzene [27], chlorobenzene [28,29], and bromobenzene [30], and all of them are positive. Also, for a given n -alkane, $H_m^E(\text{chlorobenzene}) < H_m^E(\text{bromobenzene})$ [31], suggesting that H_m^E should be positive for the (IB + n -alkane) systems. The negative value of V_m^E for (IB + n -heptane) would indicate the presence of important structural effects. This is supported by the negative $(\partial V_m^E / \partial T)_p$ values of (IB + n -alkane) systems, larger in absolute value for the n -heptane mixture (see below).

Both V_m^E and $(\partial V_m^E/\partial T)_p$ of (IB + n -alkane) systems increase when n increases, suggesting that the positive contribution to V_m^E from the breaking of IB-IB interactions by the n -alkane gains importance against the negative contribution from structural effects as the length of the n -alkane increases.

Negative κ_S^E values are typical of mixtures where structural effects and the formation of interactions between unlike molecules are predominant. In the case of (IB + n -alkane) systems, κ_S^E values are negative and increase rapidly as n increases. For the n -tetradecane mixture, κ_S^E is very close to zero. The same happens with the $(\partial V_m^E/\partial T)_p$ value of this mixture. All these features suggest that the variation of the volumetric properties with n is governed by the decrease of the importance of structural effects as n increases. This statement is also supported by the application of the Prigogine-Flory-Patterson model (see below).

5.2. Comparison with experimental data of other (halogenated benzene + n -alkane) mixtures

Now, we shall consider mixtures containing other halogenated benzenes: bromobenzene (BrB), chlorobenzene (ClB) and fluorobenzene (FB). In Figures 4 and 5, respectively, we represent at $T = 298.15$ K and $p = 0.1$ MPa, and as a function of n : (i) the difference $(\alpha_{p,1} - \alpha_{p,2})$ between the isobaric thermal expansion coefficient of the pure halogenated benzene ($\alpha_{p,1}$) and the pure n -alkane ($\alpha_{p,2}$) (Table S2, [32,33]); and (ii) the V_m^E of these systems at equimolar composition (Table S3, [27,34–36]).

On the one hand, the trend observed for $(\alpha_{p,1} - \alpha_{p,2})$ of (IB + n -alkane) mixtures, with larger values for shorter n -alkanes (Table S2, Figure 4), suggests that the structural effects encountered in (IB + n -alkane) mixtures are, at least in part, due to free volume effects. Similar features are observed on (ClB + n -alkane) and (BrB + n -alkane) mixtures (Figure 4, [31]). On the other hand, Figures 4 and 5 remark the different behavior of (FB + n -alkane) systems, where $(\alpha_{p,1} - \alpha_{p,2})$ values are small for shorter n -alkanes and grow with n , pointing out to stronger structural effects for larger n . In contrast, (IB + n -alkane), (ClB + n -alkane), and (BrB + n -alkane) seem to show stronger structural effects for smaller n .

In any case, it is interesting to observe that the variation of $(\alpha_{p,1} - \alpha_{p,2})$ with n is parallel to the corresponding variation of V_m^E . This newly suggests that the V_m^E variation with n is fundamentally determined by the corresponding variation of the relevance of structural effects. Furthermore, for (ClB + n -alkane), (BrB + n -alkane), and (IB + n -alkane) mixtures, the V_m^E values are practically the same for $n = 14$. Since, for the latter systems, structural effects have a less relevant weight on V_m^E , this fact suggests that interactional effects do not change significantly with n . These conclusions are also well supported by the application of the Prigogine-Flory-Patterson model, as will be shown.

5.3. Prigogine-Flory-Patterson (PFP) model

The Flory model [37–41] is essentially a theory of the van der Waals type which includes free volume and attractive intermolecular interactions. The basic hypotheses of the model are summarized in earlier works [42]. Pure compounds are characterized by two independent reduction parameters, p^* and V_m^* (reduction pressure and molar core volume, respectively), which can be obtained from V_m , α_p , and κ_T of the pure compounds. When applied to mixtures, the thermodynamic properties are expressed in terms of one interaction parameter, X_{12} , and the most relevant feature is the random mixing hypothesis.

The X_{12} parameter can be easily estimated from one experimental V_m^E value using the Flory thermal equation of state and the mixing rules [42]. Patterson and co-workers [10,11] performed two series expansions to gain insight into some excess quantities derived from the model. Thus, to a good approximation, V_m^E can be expressed as the sum of three terms:

- The interactional term ($V_{m,int}^E$), proportional to X_{12} .
- The curvature term ($V_{m,curv}^E$), always negative and proportional to $-(\bar{V}_1 - \bar{V}_2)^2$, where \bar{V}_i are the reduced volumes of the pure compounds.
- The so-called p^* effect term (V_{m,p^*eff}^E), which is proportional to $(p_1^* - p_2^*)(\bar{V}_1 - \bar{V}_2)$.

The sum of the curvature and p^* effect terms is called the free volume contribution, $V_{m,fv}^E = V_{m,curv}^E + V_{m,p^*eff}^E$. We will not give here the equations resulting from the model, as they are summarized in the cited references.

The PFP model has been applied to gain insight into the volumetric properties of (halogenated benzene + n -alkane) systems. Parameters for IB and n -alkanes with $n = 7,10,12,14$ are listed in Table S2; parameters for FB, ClB, BrB, and n -alkanes with $n = 6,8,9,16$ are taken from earlier works [6,9,42]. The interaction parameter X_{12} has been estimated from correlated V_m^E values at equimolar composition (for the comparability of the results obtained from the model, the X_{12} values for mixtures containing FB, ClB, and BrB have been estimated in the same way).

The experimental V_m^E values and the results from the model are compared in Figure 6. The X_{12} values, together with the different contributions to V_m^E at equimolar composition, $T = 298.15$ K, and $p = 0.1$ MPa, are collected in Table S3 and represented in Figures 7 and S3.

The interaction parameter X_{12} is proportional to the difference between: (i) the mean intermolecular potential energy of attractive interaction between molecules of the same component, and (ii) the mean intermolecular potential energy of attractive interaction between molecules of different components. The positive X_{12} value of all (halogenated benzene + n -alkane) mixtures can be explained by the dipole-dipole interactions among the molecules of the halogenated benzene, whose intensity is higher than the dipole-induced dipole interactions between molecules of the halogenated benzene and the molecules of the n -alkane. For $n \geq 7$, its value does not appreciably change with the n -alkane size. In fact, it is seen that $V_{m,int}^E$ rests approximately constant as n increases, while $V_{m,fv}^E$ varies parallelly to V_m^E . We note here the similarity between the $V_{m,fv}^E$ and the $(\alpha_{p,1} - \alpha_{p,2})$ variations with n ; for mixtures with n -alkanes, $V_{m,fv}^E$ is relatively small for (ClB + n -alkane), (BrB + n -alkane), and (IB + n -alkane) mixtures, whereas it has a more significant value for (FB + n -alkane). For (IB + n -alkane) mixtures, $V_{m,fv}^E$ varies also parallelly to $(\partial V_m^E / \partial T)_p$. All these results are consistent with the analysis carried out above and support our previous statement about the dependence of volumetric properties with n being governed by the variation of the importance of structural effects.

Lastly, we compare the experimental results of $(\partial V_m^E / \partial T)_p$ with the ones obtained from the PFP model for (iodobenzene + n -alkane) mixtures. We will not consider here other halogenated benzenes for this comparison due to the lack of some experimental data. Values of this property and all the different contributions in the PFP model, $(\partial V_{m,int}^E / \partial T)_p$, $(\partial V_{m,p^*eff}^E / \partial T)_p$ and $(\partial V_{m,curv}^E / \partial T)_p$, are listed in Table S4. It is seen that $(\partial V_m^E / \partial T)_p$ is not correctly represented by the model for longer n -alkanes. This disagreement is not especially surprising, as the fundamental parameters of this model are temperature-independent and

random mixing is assumed. Also, in our estimation of the so-called geometrical parameter of the mixture [42], the molecules of the two components are assumed to have similar shapes and surface areas, a hypothesis that is less correct for higher n . However, although there is a quantitative disagreement between the experimental and modeled values of $(\partial V_m^E/\partial T)_p$, we note the qualitative agreement of the variation of the different $(\partial V_m^E/\partial T)_p$ contributions with the above analysis: the interactional contribution remains approximately constant, while the curvature and p^* effect contributions approach zero as n increases.

6. Conclusions

Densities and speeds of sound have been measured for (iodobenzene + n -alkane) liquid mixtures at $p = 0.1$ MPa and $T = (288.15$ to $308.15)$ K. V_m^E and κ_S^E have been calculated and correlated by Redlich-Kister polynomials. $(\partial V_m^E/\partial T)_p$ has been calculated from these correlations. Negative values of V_m^E are found for the n -heptane system, which have been attributed to a predominance of structural effects. V_m^E increase with the length of the n -alkane chain and become positive for the n -decane, n -dodecane, and n -tetradecane systems; κ_S^E and $(\partial V_m^E/\partial T)_p$ are negative and follow the same trend as V_m^E when the n -alkane becomes longer. This effect has been attributed to the decrease of the relevance of structural effects as n increases. The comparison with the V_m^E values of mixtures containing n -alkanes and other halogenated benzenes (bromobenzene, chlorobenzene, and fluorobenzene) and the application of the PFP model reveal that, in these (halogenated benzene + n -alkane) systems, the interactional effects on V_m^E do not vary appreciably with the length of the n -alkane, so the observed V_m^E variation is fundamentally determined by the corresponding variation of the contribution from structural effects.

Funding

This work was supported by Project PID2022-137104NA-I00 funded by MCIN/AEI/10.13039/501100011033/ and by FEDER Una manera de hacer Europa; and Consejería de Educación de Castilla y León, under Project VA100G19 (Apoyo a GIR, BDNS: 425389).

Table 1

Sample description.

Chemical name	CAS Number	Source	^a Initial purity	Purification method
iodobenzene	591-50-4	Sigma-Aldrich	0.999	none
<i>n</i> -heptane	142-82-5	Fluka	0.998	none
<i>n</i> -decane	124-18-5	Sigma-Aldrich	0.995	none
<i>n</i> -dodecane	112-40-3	Sigma-Aldrich	0.998	none
<i>n</i> -tetradecane	629-59-4	Fluka	0.995	none

^a In mole fraction. Initial purity certified by the supplier, measured by gas chromatography.

Table 2

Thermophysical properties of the pure liquids used in this work at temperature T and pressure $p = 0.1$ MPa: density (ρ), speed of sound (c), and isentropic compressibility (κ_S). $\sigma(F)$, root-mean-square deviation of the literature values from the experimental values, equation (1).

Compound	^a Property F	T/K					Literature	^a $\sigma(F)$
		288.15	293.15	298.15	303.15	308.15	References	
iodobenzene	$\rho/(\text{g}\cdot\text{cm}^{-3})$	1.83736	1.82972	1.82209	1.81447	1.80685	[43–47]	0.002
	$c/(\text{m}\cdot\text{s}^{-1})$	1126.8	1112.9	1099.2	1085.9	1072.5	[44,48–50]	1.1
<i>n</i> -heptane	$\rho/(\text{g}\cdot\text{cm}^{-3})$	0.68802	0.68382	0.67960	0.67534	0.67106	^b [51]	0.00002
	$c/(\text{m}\cdot\text{s}^{-1})$	1174.7	1152.8	1131.2	1109.9	1088.6	[50,52–60]	1.4
<i>n</i> -decane	$\rho/(\text{g}\cdot\text{cm}^{-3})$	0.73384	0.73009	0.72631	0.72253	0.71874	^b [61], [62–66]	0.0007
	$c/(\text{m}\cdot\text{s}^{-1})$	1274.7	1254.6	1234.8	1215.2	1195.7	[67–72]	0.4
<i>n</i> -dodecane	$\rho/(\text{g}\cdot\text{cm}^{-3})$	0.75257	0.74896	0.74534	0.74172	0.73809	^b [73], [65,74–76]	0.0004
	$c/(\text{m}\cdot\text{s}^{-1})$	1318.0	1298.5	1279.2	1260.1	1241.2	[58,67,71,77–81]	0.7
<i>n</i> -tetradecane	$\rho/(\text{g}\cdot\text{cm}^{-3})$	0.76634	0.76281	0.75929	0.75576	0.75223	[65,82–84]	0.0006
	$c/(\text{m}\cdot\text{s}^{-1})$	1350.3	1331.1	1312.1	1293.4	1275.0	[67,83,85,86]	0.3

^a Expanded uncertainties (U_1), with a coverage factor of 2, evaluated under repeatability conditions of measurement: $U_1(T) = 0.02$ K, $U_1(p) = 10$ kPa, $U_1(c) = 0.8$ m·s⁻¹, and $U_1(\rho) = 0.00018$ g·cm⁻³. Expanded uncertainties (U_2), with a coverage factor of 2, evaluated under reproducibility conditions of measurement: for $F = \rho$ and $F = c$, $U_2(F) = 2\sigma(F)$. Total expanded uncertainty (U): $U(F) = [U_1(F)^2 + U_2(F)^2]^{1/2}$.

^b Calculated using REFPROP 10 [87,88].

Table 3

Parameters B_i of equation (10) for molar volume (V_m), isentropic compressibility (κ_S), and molar isobaric heat capacity (C_{pm}), and root-mean-square deviation of the fit, (s , equation (12)), of the pure liquids used in this work in the temperature range $T = (288.15$ to $308.15)$ K and pressure $p = 0.1$ MPa.

Property	Compound	B_0	B_1	$B_2 \cdot 10^5$	$B_3 \cdot 10^7$	s
$V_m/(\text{cm}^3 \cdot \text{mol}^{-1})$	iodobenzene	90.214	0.052167	6.971		0.0002
	<i>n</i> -heptane	124.02	-0.026859	35.37		0.0008
	<i>n</i> -decane	159.46	0.040753	27.33		0.0014
	<i>n</i> -dodecane	184.62	0.072507	25.07		0.0005
	<i>n</i> -tetradecane	209.84	0.10234	23.55		0.0012
$\kappa_S/(\text{TPa})^{-1}$	iodobenzene	310.794	-1.660162	718.12		0.08
	<i>n</i> -heptane	3004.32	-22.64002	5507.3		0.22
	<i>n</i> -decane	1493.35	-10.68131	2918.4		0.09
	<i>n</i> -dodecane	1134.12	-7.832272	2273.5		0.02
	<i>n</i> -tetradecane	783.391	-5.228360	1732.9		0.01
^a $C_{pm}/(\text{J} \cdot \text{mol}^{-1} \cdot \text{K}^{-1})$	iodobenzene [23,49,89]	115.157	0.149952			2.7
	<i>n</i> -heptane [22,90,99–106,91–98]	211.300	-0.342236	151.405	-7.1543	0.30
	<i>n</i> -decane [24]	722.677	-4.54895	1517.30	-151.24	0.92
	<i>n</i> -dodecane [24]	1473.41	-11.3333	3732.70	-391.15	0.86
	<i>n</i> -tetradecane [24]	-235.655	6.54108	-2264.44	277.94	1.3

^a C_{pm} reference parameters recommended from the literature [22–24]. These parameters are valid in the range $T = (250$ to $320)$ K for iodobenzene, $T = (260$ to $400)$ K for *n*-heptane, $T = (247$ to $314)$ K for *n*-decane, $T = (267$ to $310)$ K for *n*-dodecane, $T = (283$ to $310)$ K for *n*-tetradecane.

Table 4

Density (ρ) and speed of sound (c) of (iodobenzene (1) + n -alkane (2)) liquid mixtures as function of the mole fraction of iodobenzene (x_1), at temperature T and pressure $p = 0.1$ MPa.^a

x_1	$\rho/(\text{g}\cdot\text{cm}^{-3})$					$c/(\text{m}\cdot\text{s}^{-1})$				
	$T = 288.15$ K	$T = 293.15$ K	$T = 298.15$ K	$T = 303.15$ K	$T = 308.15$ K	$T = 288.15$ K	$T = 293.15$ K	$T = 298.15$ K	$T = 303.15$ K	$T = 308.15$ K
(iodobenzene (1) + n -heptane (2))										
0.05629	0.73839	0.73398	0.72954	0.72508	0.72058	1159.2	1138.1	1117.2	1096.6	1076.1
0.09874	0.77724	0.77267	0.76807	0.76344	0.75879	1148.9	1128.3	1107.9	1087.9	1067.8
0.19314	0.86688	0.86195	0.85700	0.85203	0.84703	1129.9	1110.3	1091.0	1071.9	1053.0
0.29294	0.96627	0.96099	0.95567	0.95034	0.94499	1115.0	1096.4	1078.1	1060.1	1042.1
0.39390	1.07189	1.06624	1.06057	1.05489	1.04918	1104.8	1087.0	1069.6	1052.5	1035.4
0.49363	1.18191	1.17591	1.16990	1.16387	1.15783	1099.0	1082.1	1065.5	1049.2	1032.9
0.58767	1.29060	1.28428	1.27795	1.27161	1.26525	1097.4	1081.2	1065.3	1049.6	1034.0
0.69778	1.42526	1.41857	1.41188	1.40518	1.39848	1100.0	1084.5	1069.2	1054.3	1039.3
0.79863	1.55516	1.54814	1.54113	1.53411	1.52709	1106.2	1091.2	1076.5	1062.1	1047.7
0.88830	1.67723	1.66992	1.66263	1.65533	1.64804	1114.2	1099.7	1085.5	1071.6	1057.7
0.94693	1.76013	1.75265	1.74518	1.73771	1.73024	1120.5	1106.4	1092.4	1078.8	1065.2
(iodobenzene (1) + n -decane (2))										
0.04653	0.76374	0.75986	0.75596	0.75205	0.74813	1260.7	1241.1	1221.7	1202.5	1183.5
0.09596	0.79688	0.79286	0.78882	0.78477	0.78072	1246.5	1227.7	1209.0	1189.6	1170.5
0.19456	0.86761	0.86329	0.85896	0.85462	0.85026	1221.0	1202.5	1184.1	1165.9	1147.9
0.29276	0.94483	0.94020	0.93556	0.93091	0.92626	1198.2	1180.2	1162.5	1145.1	1127.7
0.39315	1.03190	1.02693	1.02195	1.01697	1.01198	1177.4	1160.1	1143.0	1126.3	1109.6
0.50843	1.14375	1.13837	1.13298	1.12758	1.12218	1157.4	1140.8	1124.4	1108.3	1092.3
0.59557	1.23821	1.23249	1.22675	1.22101	1.21527	1144.8	1128.7	1112.9	1097.4	1082.0
0.69601	1.35948	1.35334	1.34719	1.34104	1.33489	1134.1	1118.5	1103.1	1088.0	1073.1
0.79493	1.49435	1.48776	1.48117	1.47458	1.46799	1126.9	1111.9	1097.1	1082.7	1068.3
0.89813	1.65483	1.64773	1.64064	1.63356	1.62648	1124.8	1110.2	1096.2	1082.3	1068.4
0.94715	1.73927	1.73192	1.72458	1.71725	1.70993	1124.5	1110.4	1096.5	1083.0	1069.5
(iodobenzene (1) + n -dodecane (2))										
0.06418	0.78768	0.78392	0.78015	0.77637	0.77260	1299.2	1280.4	1261.5	1242.9	1224.4
0.10602	0.81186	0.80799	0.80412	0.80025	0.79637	1287.9	1269.1	1250.4	1232.0	1213.8
0.19398	0.86651	0.86242	0.85833	0.85423	0.85012	1264.2	1245.8	1227.7	1209.8	1192.1
0.31403	0.95046	0.94603	0.94159	0.93714	0.93270	1233.6	1215.9	1198.5	1181.3	1164.3
0.38937	1.00984	1.00517	1.00049	0.99581	0.99112	1215.4	1198.1	1181.1	1164.4	1147.7
0.49494	1.10318	1.09814	1.09310	1.08806	1.08300	1191.7	1175.1	1158.7	1142.5	1126.4
0.59464	1.20479	1.19936	1.19393	1.18850	1.18306	1171.6	1155.5	1139.6	1124.1	1108.6
0.69262	1.32026	1.31441	1.30855	1.30269	1.29682	1154.3	1138.8	1123.5	1108.5	1093.5
0.79710	1.46504	1.45866	1.45228	1.44591	1.43953	1139.6	1124.6	1109.9	1095.5	1081.1
0.89601	1.62852	1.62157	1.61462	1.60769	1.60075	1130.3	1115.9	1101.7	1087.8	1073.9
0.94745	1.72638	1.71910	1.71182	1.70456	1.69730	1127.7	1113.5	1099.5	1085.9	1072.3
(iodobenzene (1) + n -tetradecane (2))										
0.05065	0.79009	0.78646	0.78284	0.77921	0.77559	1336.4	1317.5	1298.8	1280.4	1262.1
0.10535	0.81733	0.81360	0.80986	0.80612	0.80238	1321.8	1303.1	1284.7	1266.5	1248.6
0.19841	0.86826	0.86431	0.86036	0.85642	0.85247	1296.6	1278.5	1260.5	1242.8	1225.3

0.25033	0.89942	0.89534	0.89127	0.88719	0.88311	1282.3	1264.4	1246.7	1229.3	1212.1
0.39034	0.99533	0.99087	0.98640	0.98194	0.97747	1245.9	1228.7	1211.8	1195.1	1178.5
0.49286	1.07924	1.07444	1.06964	1.06484	1.06003	1219.8	1203.1	1186.7	1170.6	1154.6
0.59492	1.17774	1.17255	1.16736	1.16217	1.15697	1195.0	1178.9	1163.0	1147.5	1131.9
0.69466	1.29264	1.28700	1.28137	1.27574	1.27009	1172.4	1156.8	1141.5	1126.5	1111.5
0.79647	1.43485	1.42868	1.42251	1.41634	1.41018	1152.0	1137.0	1122.3	1107.8	1093.4
0.84951	1.52210	1.51560	1.50910	1.50261	1.49611	1143.0	1128.3	1113.8	1099.6	1085.5
0.89660	1.60869	1.60186	1.59505	1.58824	1.58143	1136.2	1121.7	1107.5	1093.6	1079.7
0.94756	1.71369	1.70649	1.69930	1.69212	1.68494	1130.5	1116.3	1102.3	1088.7	1075.1

^aTotal expanded uncertainties (U) with a coverage factor of 2: $U(T) = 0.02$ K, $U(p) = 10$ kPa, $U(x_1) = 0.0010$. $U(c)$ and $U(\rho)$ are estimated as the maximum U value between those of the pure liquids involved (see Table 2).

Table 5

Excess molar volume (V_m^E) and excess isentropic compressibility (κ_S^E) of (iodobenzene (1) + n -alkane (2)) liquid mixtures as function of the mole fraction of iodobenzene (x_1), at temperature T and pressure $p = 0.1$ MPa. ^a

x_1	$V_m^E/(\text{cm}^3\cdot\text{mol}^{-1})$					$\kappa_S^E/(\text{TPa})^{-1}$				
	$T = 288.15$ K	$T = 293.15$ K	$T = 298.15$ K	$T = 303.15$ K	$T = 308.15$ K	$T = 288.15$ K	$T = 293.15$ K	$T = 298.15$ K	$T = 303.15$ K	$T = 308.15$ K
(iodobenzene (1) + n -heptane (2))										
0.05629	-0.074	-0.081	-0.087	-0.097	-0.104	-19.07	-20.81	-22.51	-24.40	-26.66
0.09874	-0.115	-0.126	-0.136	-0.149	-0.162	-31.79	-34.57	-37.41	-40.72	-44.15
0.19314	-0.239	-0.257	-0.276	-0.298	-0.320	-55.86	-60.52	-65.61	-70.99	-77.27
0.29294	-0.333	-0.359	-0.382	-0.411	-0.441	-74.49	-80.67	-87.40	-94.75	-102.79
0.39390	-0.381	-0.408	-0.436	-0.469	-0.501	-86.38	-93.33	-101.06	-109.47	-118.66
0.49363	-0.424	-0.452	-0.481	-0.514	-0.548	-91.32	-98.75	-106.85	-115.63	-125.24
0.58767	-0.396	-0.423	-0.451	-0.482	-0.513	-89.60	-96.85	-104.75	-113.15	-122.49
0.69778	-0.367	-0.390	-0.414	-0.440	-0.469	-79.75	-86.09	-92.89	-100.32	-108.35
0.79863	-0.263	-0.279	-0.297	-0.317	-0.337	-62.20	-66.99	-72.24	-77.84	-84.00
0.88830	-0.179	-0.188	-0.199	-0.211	-0.223	-39.31	-42.29	-45.59	-49.07	-52.93
0.94693	-0.095	-0.100	-0.106	-0.111	-0.117	-20.23	-21.82	-23.44	-25.20	-27.19
(iodobenzene (1) + n -decane (2))										
0.04653	0.025	0.024	0.021	0.020	0.019	-3.73	-4.19	-4.58	-4.98	-5.58
0.09596	0.045	0.043	0.039	0.037	0.032	-7.58	-8.92	-10.11	-10.04	-10.28
0.19456	0.067	0.065	0.058	0.053	0.050	-15.86	-17.19	-18.40	-19.68	-21.22
0.29276	0.084	0.080	0.072	0.065	0.057	-23.10	-24.69	-26.46	-28.47	-30.54
0.39315	0.086	0.081	0.072	0.063	0.054	-28.92	-30.95	-33.07	-35.58	-38.21
0.50843	0.075	0.068	0.057	0.049	0.038	-33.79	-36.11	-38.54	-41.22	-44.19
0.59557	0.056	0.048	0.040	0.031	0.021	-35.20	-37.57	-40.17	-43.03	-46.20
0.69601	0.040	0.032	0.024	0.016	0.007	-34.50	-36.71	-39.03	-41.55	-44.49
0.79493	0.024	0.018	0.011	0.005	-0.003	-29.34	-31.24	-33.25	-35.50	-37.95
0.89813	0.006	0.003	-0.001	-0.005	-0.010	-19.01	-20.07	-21.56	-22.92	-24.44
0.94715	0.007	0.005	0.003	0.000	-0.003	-10.49	-11.23	-12.01	-12.88	-13.89
(iodobenzene (1) + n -dodecane (2))										
0.06418	0.056	0.055	0.055	0.057	0.054	-1.85	-2.37	-2.56	-2.89	-3.14
0.10602	0.093	0.095	0.093	0.092	0.091	-3.84	-4.19	-4.44	-4.85	-5.30
0.19398	0.144	0.143	0.139	0.138	0.137	-7.33	-7.76	-8.38	-9.02	-9.75
0.31403	0.211	0.209	0.206	0.206	0.201	-11.88	-12.62	-13.55	-14.52	-15.65
0.38937	0.218	0.216	0.213	0.211	0.208	-14.44	-15.31	-16.37	-17.61	-18.75
0.49494	0.243	0.241	0.237	0.234	0.231	-17.46	-18.63	-19.90	-21.22	-22.61
0.59464	0.230	0.227	0.223	0.220	0.217	-19.52	-20.74	-22.06	-23.66	-25.26
0.69262	0.207	0.203	0.200	0.198	0.195	-19.91	-21.21	-22.61	-24.14	-25.71
0.79710	0.160	0.157	0.155	0.152	0.149	-17.95	-19.03	-20.30	-21.67	-23.10
0.89601	0.099	0.097	0.096	0.094	0.093	-12.35	-13.14	-13.99	-14.87	-15.83
0.94745	0.054	0.053	0.053	0.052	0.051	-7.33	-7.75	-8.19	-8.71	-9.31
(iodobenzene (1) + n -tetradecane (2))										
0.05065	0.067	0.067	0.066	0.066	0.063	-0.59	-0.69	-0.80	-0.93	-0.83
0.10535	0.149	0.145	0.147	0.145	0.144	-1.62	-1.73	-1.94	-2.06	-2.21
0.19841	0.230	0.228	0.228	0.224	0.221	-3.10	-3.45	-3.70	-3.99	-4.22

0.25033	0.270	0.268	0.266	0.265	0.263	-3.60	-3.92	-4.26	-4.64	-4.97
0.39034	0.355	0.351	0.351	0.347	0.345	-6.69	-7.17	-7.79	-8.36	-8.81
0.49286	0.378	0.374	0.373	0.370	0.369	-8.61	-9.15	-9.86	-10.62	-11.30
0.59492	0.365	0.362	0.361	0.358	0.358	-10.29	-10.98	-11.73	-12.65	-13.30
0.69466	0.319	0.317	0.315	0.313	0.313	-11.24	-11.93	-12.78	-13.68	-14.49
0.79647	0.260	0.257	0.256	0.254	0.251	-10.79	-11.48	-12.32	-13.08	-13.93
0.84951	0.193	0.191	0.190	0.189	0.188	-9.79	-10.41	-11.07	-11.74	-12.52
0.89660	0.135	0.134	0.133	0.132	0.131	-8.05	-8.50	-9.08	-9.64	-10.24
0.94756	0.088	0.087	0.087	0.086	0.085	-4.93	-5.21	-5.51	-5.85	-6.26

^a Total expanded uncertainties (U) and relative expanded uncertainties (U_r) with a coverage factor of 2: $U(T) = 0.02$ K, $U(p) = 10$ kPa, $U(x_1) = 0.0010$, $U(V_m^E) = 0.010 |V_m^E|_{\max} + 0.005$ cm³·mol⁻¹, $U_r(\kappa_S^E) = 0.015$.

Table 6

Parameters A_{ij} of equations (10-11) and root-mean-square deviation of the fit (s , equation (12)) for excess molar volume (V_m^E) and excess isentropic compressibility (κ_S^E) of (iodobenzene (IB) (1) + n -alkane (2)) liquid mixtures used in this work in the temperature range $T = (288.15 \text{ to } 308.15) \text{ K}$ and pressure $p = 0.1 \text{ MPa}$. N stands for the number of experimental points used for the fit.

Property	System	A_{00}	$A_{01} \cdot 10^2$	$A_{02} \cdot 10^4$	A_{10}	$A_{11} \cdot 10^2$	$A_{12} \cdot 10^2$	A_{20}	A_{21}	A_{30}	N	s
V_m^E /($\text{cm}^3 \cdot \text{mol}^{-1}$)	IB + n -heptane	-13.047	9.953	-2.0808							55	0.015
	IB + n -decane	2.3736	-0.7209		0.1913	-0.156					55	0.002
	IB + n -dodecane	1.6802	-0.2491								55	0.005
	IB + n - tetradecane	2.0562	-0.1922								60	0.008
κ_S^E /(TPa) ⁻¹	IB + n -heptane	-3548.4	2769.9	-577.95	-23.500			34.1	-0.185		55	0.09
	IB + n -decane	-1585.4	1168.0	-230.55	-1974.2	1355	-2.4056	79.1	-0.355		55	0.33
	IB + n -dodecane	-581.45	440.77	-91.424	148.92	-68.25		110	-0.465	-17	55	0.08
	IB + n - tetradecane	122.45	-54.434		97.486	-46.37		68.0	-0.323	-14	60	0.17

Table 7

Excess molar volume (V_m^E), temperature derivative of excess molar volume $(\partial V_m^E/\partial T)_p$, and excess isentropic compressibility (κ_S^E) of (iodobenzene (1) + *n*-alkane (2)) liquid mixtures at equimolar composition, at temperature $T = 298.15$ K and pressure $p = 0.1$ MPa.

System	$V_m^E/(\text{cm}^3\cdot\text{mol}^{-1})$	$(\partial V_m^E/\partial T)_p/(10^{-3}\cdot\text{cm}^3\cdot\text{mol}^{-1}\cdot\text{K}^{-1})$	$\kappa_S^E/(\text{TPa})^{-1}$
iodobenzene + <i>n</i> -heptane	-0.467	-6.14	-106.88
iodobenzene + <i>n</i> -decane	0.056	-1.80	-38.11
iodobenzene + <i>n</i> -dodecane	0.234	-0.62	-20.00
iodobenzene + <i>n</i> -tetradecane	0.371	-0.48	-9.95

Figure 1

Excess molar volume (V_m^E) of (iodobenzene (1) + *n*-alkane (2)) liquid mixtures as a function of the iodobenzene mole fraction (x_1) at temperature $T = 298.15$ K and pressure $p = 0.1$ MPa. Symbols, experimental values: (\square) *n*-heptane, (\diamond) *n*-decane, (\triangle) *n*-dodecane, (\times) *n*-tetradecane. Solid lines are calculated with equations (10-11) using the coefficients from Table 6.

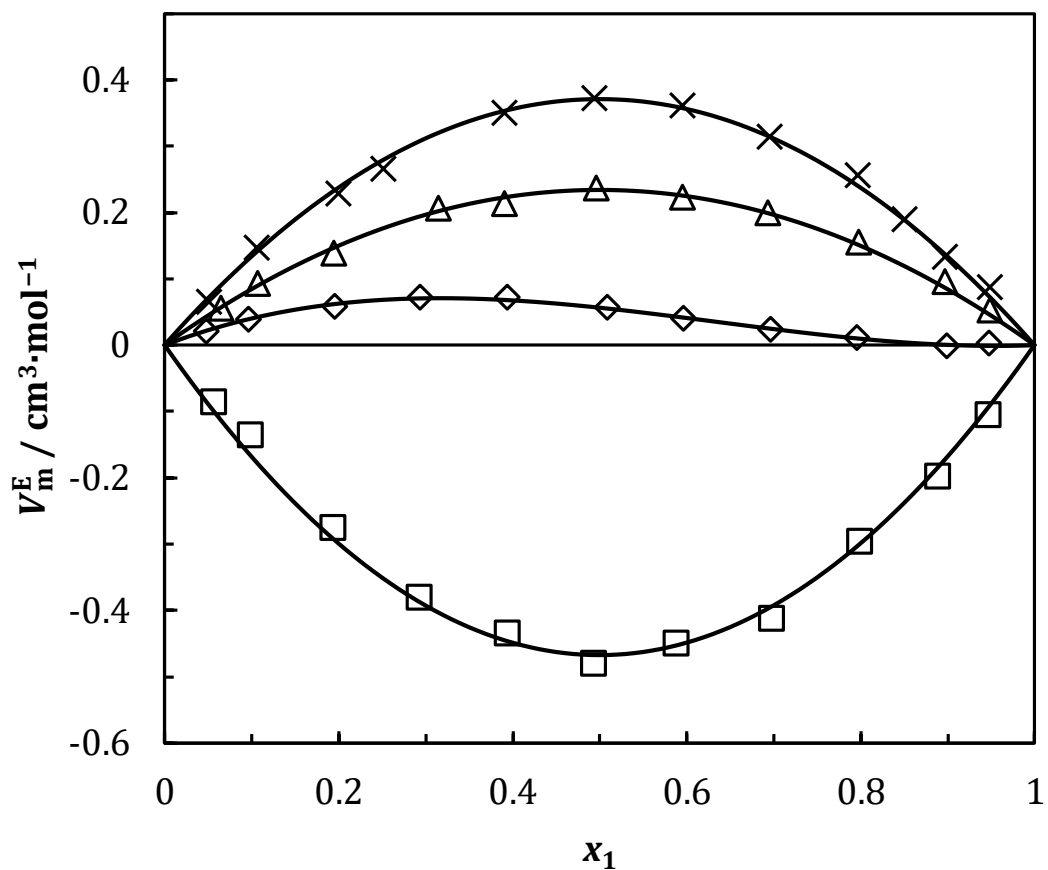


Figure 2

Excess isentropic compressibility (κ_S^E) of (iodobenzene (1) + *n*-alkane (2)) liquid mixtures as a function of the iodobenzene mole fraction (x_1) at temperature $T = 298.15$ K and pressure $p = 0.1$ MPa. Symbols, experimental values: (\square) *n*-heptane, (\diamond) *n*-decane, (\triangle) *n*-dodecane, (\times) *n*-tetradecane. Solid lines are calculated with equations (10-11) using the coefficients from Table 6.

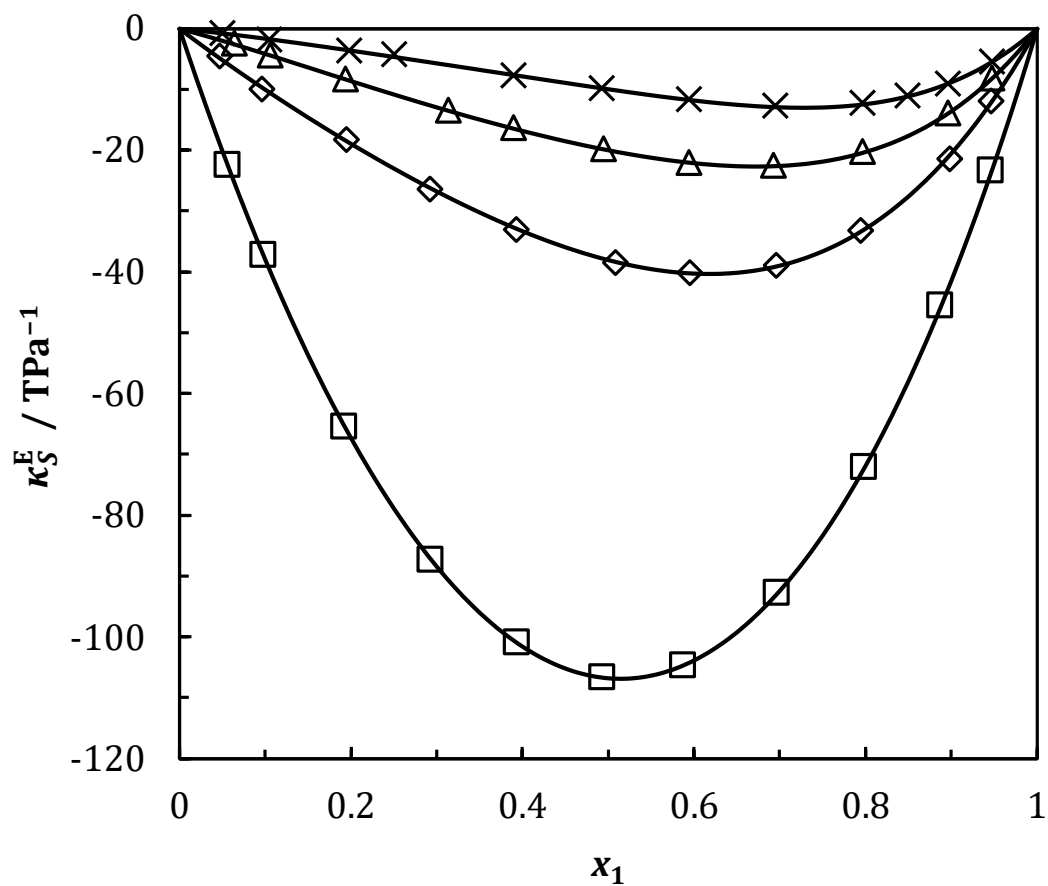


Figure 3

Smoothed curves of the temperature derivative of excess molar volumes $(\partial V_m^E/\partial T)_p$ of (iodobenzene (1) + *n*-alkane (2)) liquid mixtures as a function of the iodobenzene mole fraction (x_1) at temperature $T = 298.15$ K and pressure $p = 0.1$ MPa: (solid line) *n*-heptane, (dotted line) *n*-decane, (short-dashed line) *n*-dodecane, (long-dashed line) *n*-tetradecane. The calculations were performed from equations (10-11) using the coefficients from Table 6.

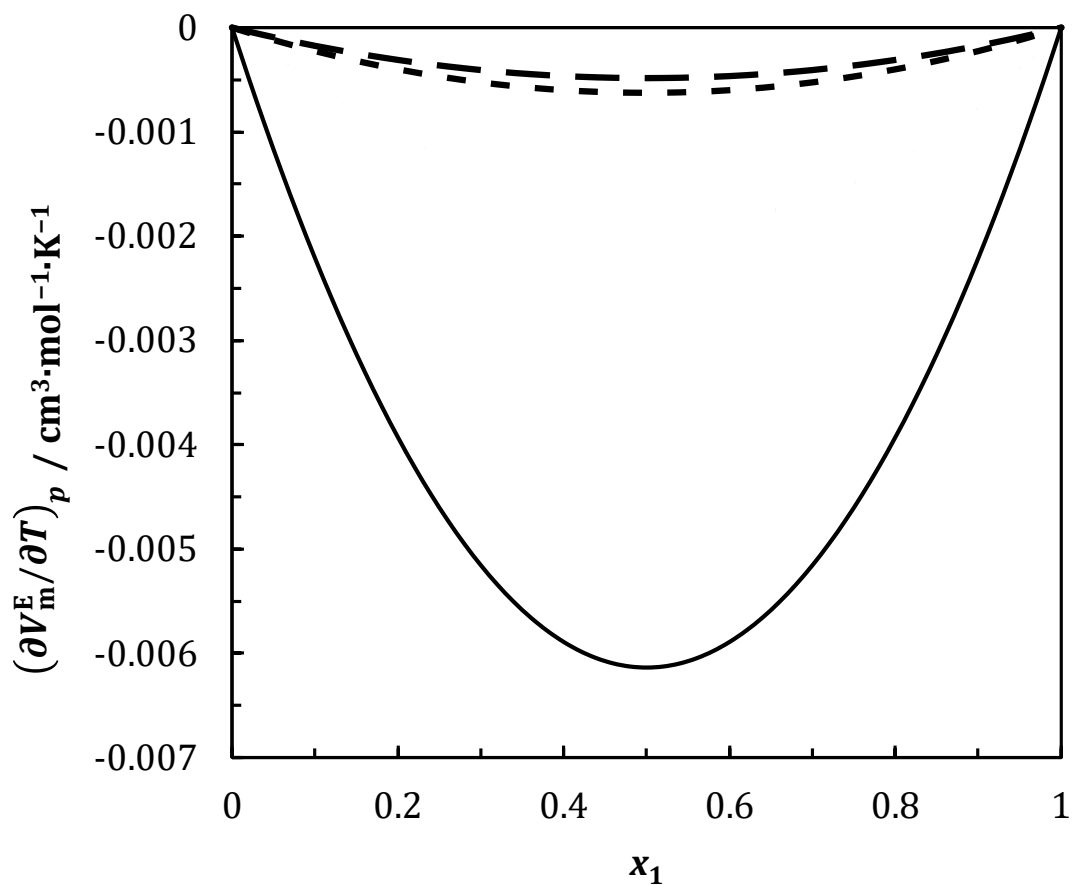


Figure 4

Isobaric thermal expansion coefficient difference ($\alpha_{p,1} - \alpha_{p,2}$) between the pure halogenated benzene (1) and the pure n -alkane (2) as a function of the number of carbon atoms of the n -alkane (n) at temperature $T = 298.15$ K and pressure $p = 0.1$ MPa. Symbols: (\times) fluorobenzene, (\triangle) chlorobenzene, (\diamond) bromobenzene, (\square) iodobenzene. For references see Table S2 and [32,33]. Dashed lines are drawn to aid the eye of the reader.

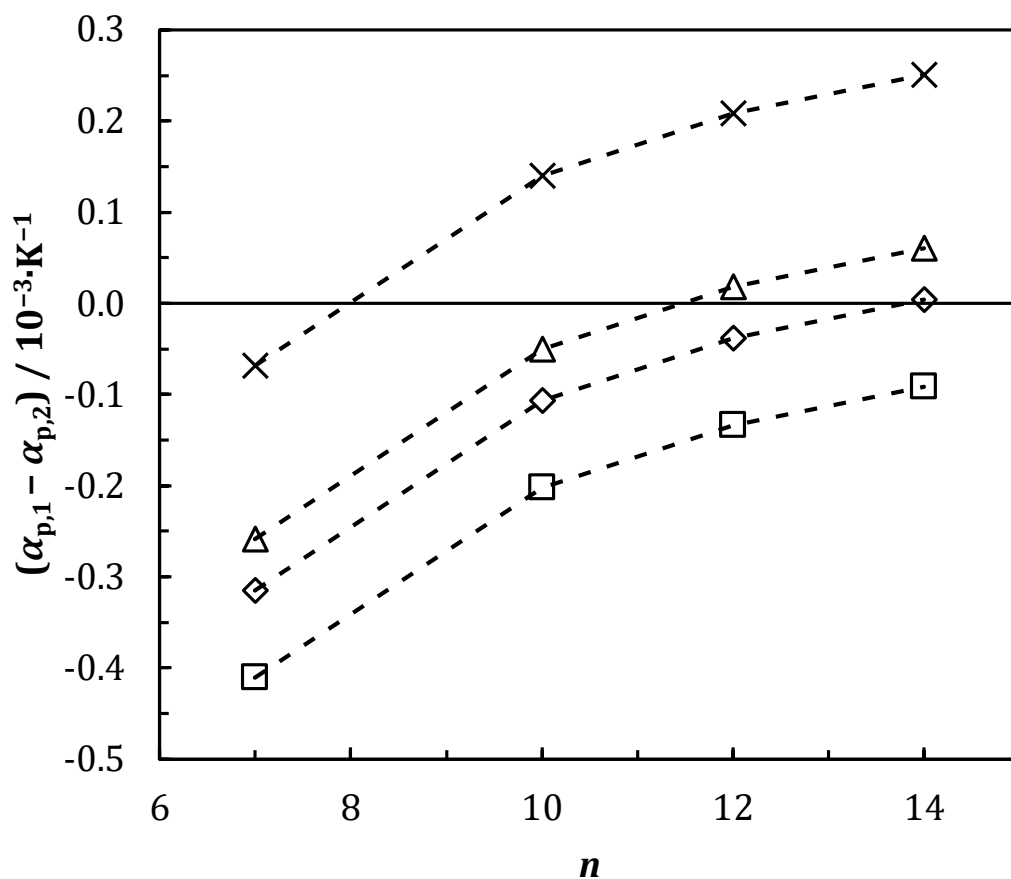


Figure 5

Excess molar volume (V_m^E) of (halogenated benzene (1) + n -alkane (2)) liquid mixtures as a function of the number of carbon atoms of the n -alkane (n), at equimolar composition, temperature $T = 298.15$ K and pressure $p = 0.1$ MPa. Symbols: (\times) fluorobenzene, (\triangle) chlorobenzene, (\diamond) bromobenzene, (\square) iodobenzene. For references see Table S3. Dashed lines are drawn to aid the eye of the reader.

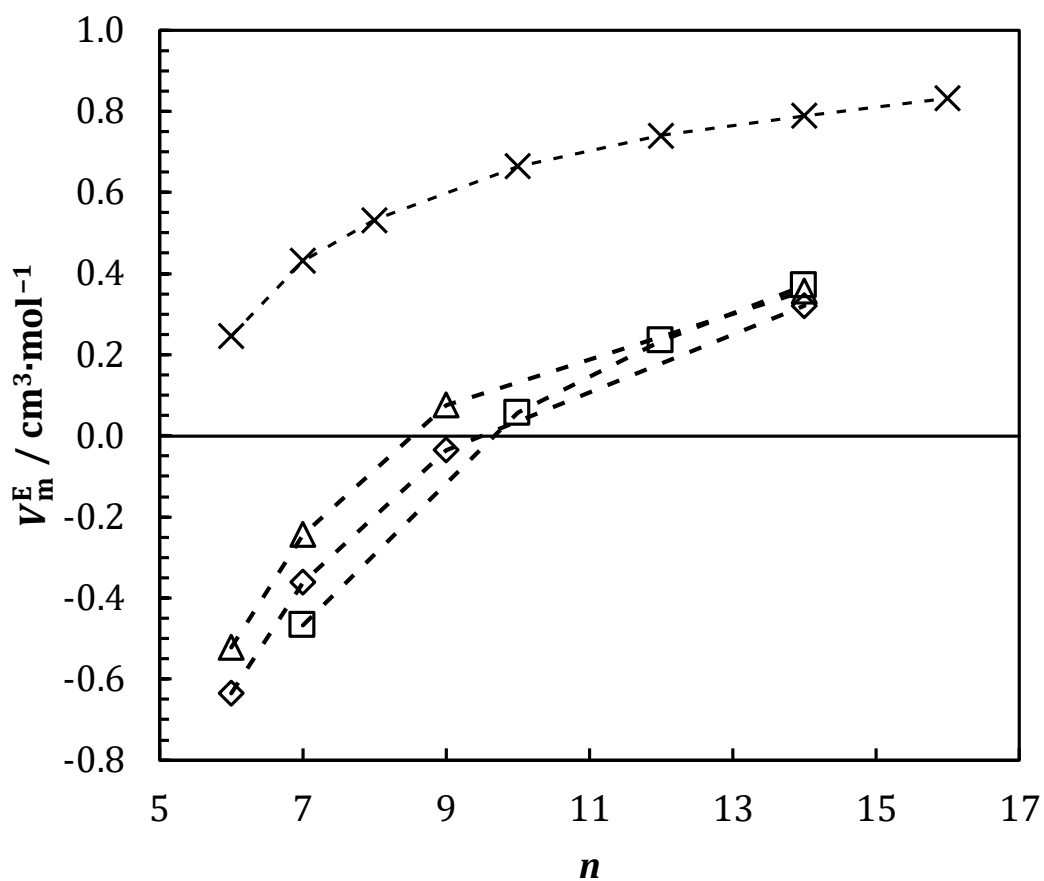


Figure 6

Prigogine-Flory-Patterson (PFP) model results on the excess molar volume (V_m^E) of (iodobenzene (1) + *n*-alkane (2)) liquid mixtures as a function of the iodobenzene mole fraction (x_1) at temperature $T = 298.15$ K and pressure $p = 0.1$ MPa. Symbols, experimental values: (\square) *n*-heptane, (\diamond) *n*-decane, (\triangle) *n*-dodecane, (\times) *n*-tetradecane. Solid lines, PFP calculations.

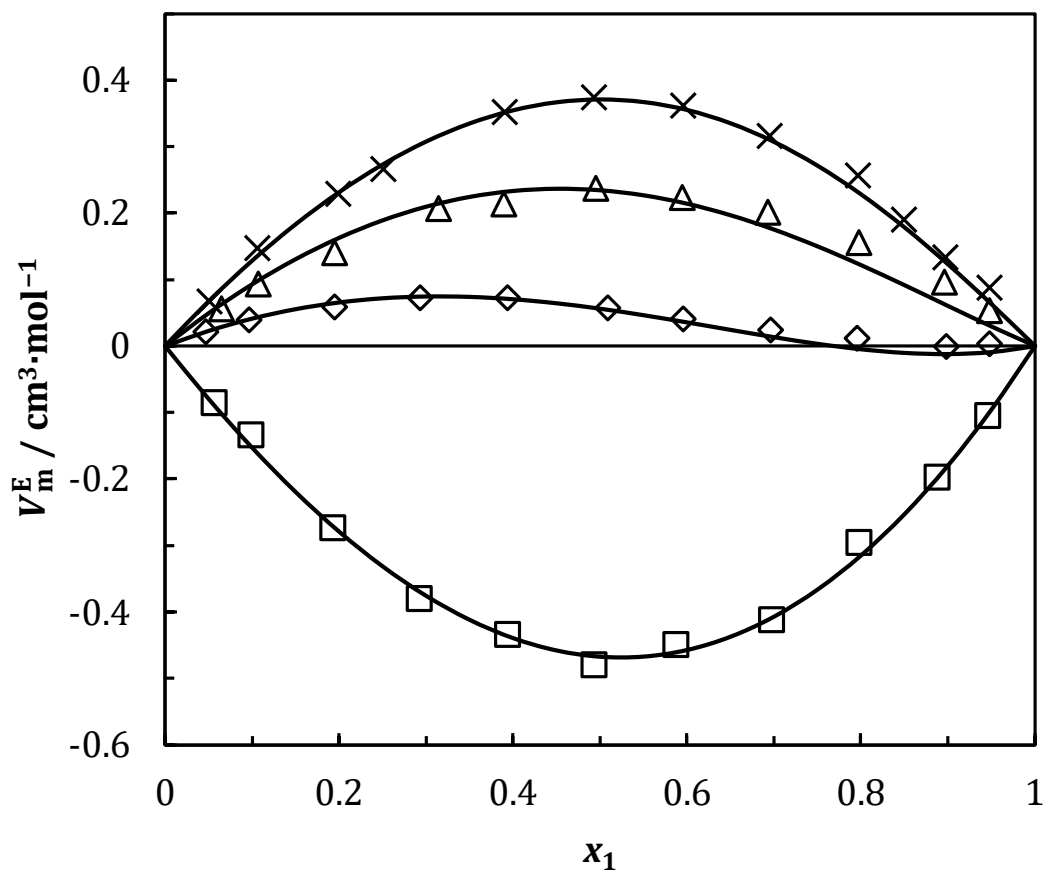
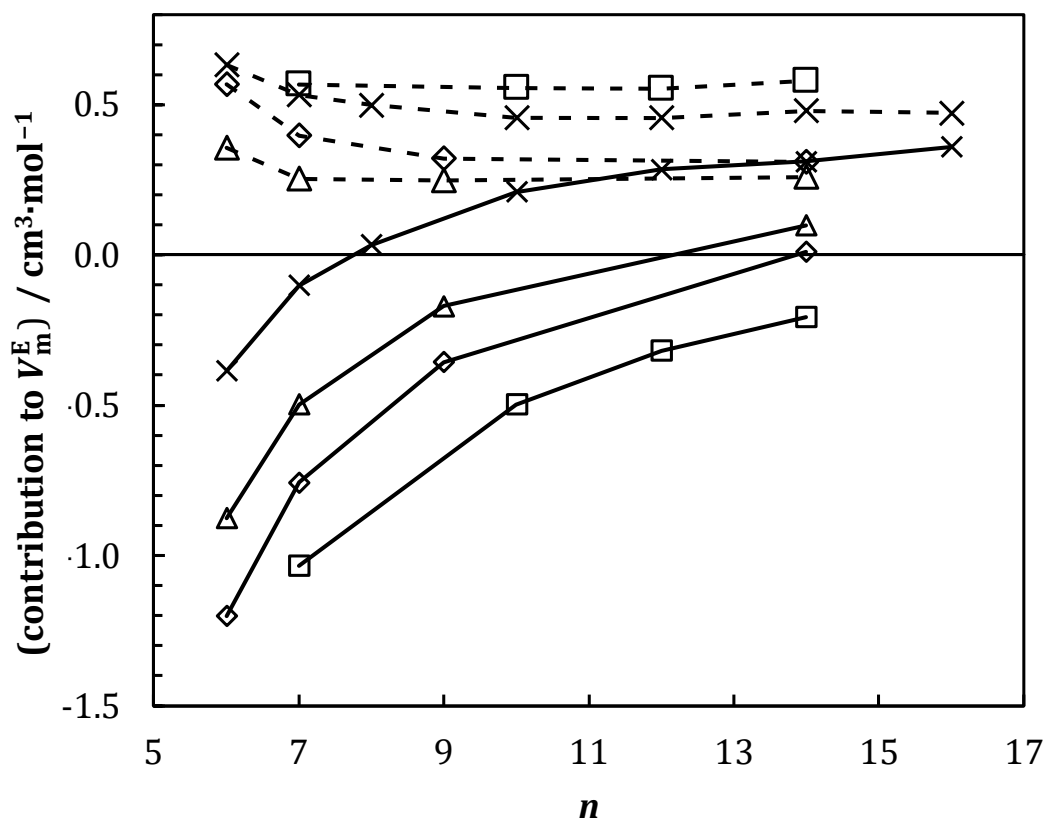


Figure 7

Contributions to the excess molar volume (V_m^E), obtained from the application of the Prigogine-Flory-Patterson (PFP) model to (halogenated benzene (1) + n -alkane (2)) liquid mixtures at equimolar composition, temperature $T = 298.15$ K and pressure $p = 0.1$ MPa, as functions of the number of carbon atoms of the n -alkane (n). Dashed lines, interactional term ($V_{m,int}^E$); solid lines, free volume term ($V_{m,fv}^E = V_{m,curv}^E + V_{m,p^*eff}^E$, sum of the curvature term and the p^* effect term). Symbols: (\times) fluorobenzene, (\triangle) chlorobenzene, (\diamond) bromobenzene, (\square) iodobenzene. For references, see Table S3.



References

- [1] Z. Jiang, Z. Zeng, X. Liang, L. Yang, W. Hu, C. Zhang, Z. Han, Fluorobenzene , A Low-Density , Economical , and Bifunctional Hydrocarbon Cosolvent for Practical Lithium Metal Batteries, 2005991 (2021) 1–9. <https://doi.org/10.1002/adfm.202005991>.
- [2] R. Wilcken, M.O. Zimmermann, A. Lange, A.C. Joerger, F.M. Boeckler, Principles and applications of halogen bonding in medicinal chemistry and chemical biology, *J. Med. Chem.* 56 (2013) 1363–1388. <https://doi.org/10.1021/jm3012068>.
- [3] M.D. Polêto, V.H. Rusu, B.I. Grisci, M. Dorn, R.D. Lins, H. Verli, Aromatic Rings Commonly Used in Medicinal Chemistry: Force Fields Comparison and Interactions With Water Toward the Design of New Chemical Entities, *Front. Pharmacol.* 9 (2018) 1–20. <https://doi.org/10.3389/fphar.2018.00395>.
- [4] K. Müller, C. Faeh, F. Diederich, Fluorine in Pharmaceuticals: Looking Beyond Intuition, *Science* (80-.). 317 (2007) 1881–1886. <https://doi.org/10.1126/science.1131943>.
- [5] M.P. Sulbaek Andersen, J.W. Lengkong, J. Wallberg, F. Hasager, K. Vo, S.T. Andersen, H.G. Kjaergaard, T.J. Wallington, O.J. Nielsen, Atmospheric chemistry of hexa- and penta-fluorobenzene: UV photolysis and kinetics and mechanisms of the reactions of Cl atoms and OH radicals, *Phys. Chem. Chem. Phys.* 20 (2018) 28796–28809. <https://doi.org/10.1039/C8CP05540H>.
- [6] J.A. González, L.F. Sanz, F. Hevia, I.G. de la Fuente, J.C. Cobos, Thermodynamics of mixtures containing a fluorinated benzene and a hydrocarbon, *J. Mol. Liq.* 335 (2021) 116506. <https://doi.org/10.1016/j.molliq.2021.116506>.
- [7] J.A. González, I.G. de la Fuente, J.C. Cobos, Chapter 21. Correlation and Prediction of Excess Molar Enthalpies Using DISQUAC, in: E. Wilhelm, T.M. Letcher (Eds.), *Enthalpy Intern. Energy*, Royal Society of Chemistry, Croydon, 2017: pp. 543–568. <https://doi.org/10.1039/9781788010214-00543>.
- [8] J.C. Cobos, An exact quasi-chemical equation for excess heat capacity with W-shaped concentration dependence, *Fluid Phase Equilib.* 133 (1997) 105–127. [https://doi.org/10.1016/s0378-3812\(97\)00012-5](https://doi.org/10.1016/s0378-3812(97)00012-5).
- [9] J. Antonio González, L. Felipe Sanz, F. Hevia, I. García de la Fuente, J. Carlos Cobos, Thermodynamics of chlorobenzene, or bromobenzene, or 1-chloronaphthalene or 1,2,4-trichlorobenzene + alkane mixtures, *J. Mol. Liq.* 348 (2022) 118282. <https://doi.org/10.1016/j.molliq.2021.118282>.
- [10] D. Patterson, G. Delmas, Corresponding states theories and liquid models, *Discuss. Faraday Soc.* 49 (1970) 98. <https://doi.org/10.1039/df9704900098>.
- [11] H. Van Tra, D. Patterson, Volumes of mixing and the P* effect: Part I. Hexane isomers with normal and branched hexadecane, *J. Solution Chem.* 11 (1982) 793–805. <https://doi.org/10.1007/BF00650519>.
- [12] J.A. González, I. Alonso, I. Mozo, I. García de la Fuente, J.C. Cobos, Thermodynamics of (ketone+amine) mixtures. Part VI. Volumetric and speed of sound data at (293.15, 298.15, and 303.15)K for (2-heptanone+dipropylamine, +dibutylamine, or +triethylamine) systems, *J. Chem. Thermodyn.* 43 (2011) 1506–1514. <https://doi.org/10.1016/j.jct.2011.05.003>.
- [13] D. Schneditz, T. Kenner, H. Heimel, H. Stabinger, A sound-speed sensor for the measurement of total protein concentration in disposable, blood-perfused tubes, *J. Acoust. Soc. Am.* 86 (1989) 2073–2080. <https://doi.org/10.1121/1.398466>.

- [14] F. Hevia, V. Alonso, J.A. González, L.F. Sanz, I. García de la Fuente, J.C. Cobos, Density, speed of sound, refractive index and relative permittivity of methanol, propan-1-ol or pentan-1-ol + aniline liquid mixtures. Application of the Kirkwood-Fröhlich model, *J. Mol. Liq.* 322 (2021) 114988. <https://doi.org/10.1016/j.molliq.2020.114988>.
- [15] JCGM 200, JCGM 200 : 2008 International vocabulary of metrology — Basic and general concepts and associated terms (VIM) Vocabulaire international de métrologie — Concepts fondamentaux et généraux et termes associés (VIM), Int. Organ. Stand. Geneva ISBN. 3 (2008) 104. http://www.bipm.org/utils/common/documents/jcgm/JCGM_200_2008.pdf.
- [16] E. Junquera, G. Tardajos, E. Aicart, Speeds of sound and isentropic compressibilities of (cyclohexane + benzene and (1-chlorobutane + n-hexane or n-heptane or n-octane or n-decane) at 298.15 K, *J. Chem. Thermodyn.* 20 (1988) 1461–1467. [https://doi.org/10.1016/0021-9614\(88\)90041-9](https://doi.org/10.1016/0021-9614(88)90041-9).
- [17] K. Tamura, K. Ohomuro, S. Murakami, Speeds of sound, isentropic and isothermal compressibilities, and isochoric heat capacities of $\{x\text{-C}_6\text{H}_{12}+(1-x)\text{C}_6\text{H}_6\}$, $x\{\text{CCl}_4+(1-x)\text{C}_6\text{H}_6\}$, and $x\{\text{C}_7\text{H}_{16}+(1-x)\text{C}_6\text{H}_6\}$ at 298.15 K, *J. Chem. Thermodyn.* 15 (1983) 859–868. [https://doi.org/10.1016/0021-9614\(83\)90092-7](https://doi.org/10.1016/0021-9614(83)90092-7).
- [18] K. Tamura, S. Murakami, Speeds of sound, isentropic and isothermal compressibilities, and isochoric heat capacities of $\{x\text{-C}_6\text{H}_{12} + (1 - x)\text{C}_6\text{H}_6\}$ from 293.15 to 303.15 K, *J. Chem. Thermodyn.* 16 (1984) 33–38. [https://doi.org/10.1016/0021-9614\(84\)90072-7](https://doi.org/10.1016/0021-9614(84)90072-7).
- [19] G.C. Benson, C.J. Halpin, A.J. Treszczanowicz, Excess volumes and isentropic compressibilities for (2-ethoxyethanol + n-heptane) at 298.15 K, *J. Chem. Thermodyn.* 13 (1981) 1175–1183. [https://doi.org/10.1016/0021-9614\(81\)90017-3](https://doi.org/10.1016/0021-9614(81)90017-3).
- [20] G. Douhéret, M.I. Davis, J.C.R. Reis, M.J. Blandamer, Isentropic Compressibilities— Experimental Origin and the Quest for their Rigorous Estimation in Thermodynamically Ideal Liquid Mixtures, *ChemPhysChem.* 2 (2001) 148–161. [https://doi.org/10.1002/1439-7641\(20010316\)2:3<148::AID-CPHC148>3.0.CO;2-J](https://doi.org/10.1002/1439-7641(20010316)2:3<148::AID-CPHC148>3.0.CO;2-J).
- [21] G. Douhéret, C. Moreau, A. Viallard, Excess thermodynamic quantities in binary systems of non electrolytes., *Fluid Phase Equilib.* 22 (1985) 277–287. [https://doi.org/10.1016/0378-3812\(85\)87027-8](https://doi.org/10.1016/0378-3812(85)87027-8).
- [22] M. Zábranský, V. Růžička, V. Majer, E.S. Domalski, Heat Capacity of Liquids: Critical Review and Recommended Values, American Chemical Society and American Institute of Physics, 1996.
- [23] M. Zábranský, V. Růžička, E.S. Domalski, Heat Capacity of Liquids: Critical Review and Recommended Values. Supplement I, *J. Phys. Chem. Ref. Data.* 30 (2001) 1199–1689. <https://doi.org/10.1063/1.1407866>.
- [24] M. Zábranský, Z. Kolská, V. Růžička, E.S. Domalski, Heat Capacity of Liquids: Critical Review and Recommended Values. Supplement II, *J. Phys. Chem. Ref. Data.* 39 (2010) 013103. <https://doi.org/10.1063/1.3182831>.
- [25] O. Redlich, A.T. Kister, Algebraic Representation of Thermodynamic Properties and the Classification of Solutions, *Ind. Eng. Chem.* 40 (1948) 345–348. <https://doi.org/10.1021/ie50458a036>.
- [26] P.R. Bevington, D.K. Robinson, Data Reduction and Error Analysis for the Physical

Sciences, McGraw-Hill, New York, 2000.

- [27] A.H. Roux, J.-P.E. Grolier, A. Inglese, E. Wilhelm, Excess Molar Enthalpies, Excess Molar Heat Capacities and Excess Molar Volumes of (Fluorobenzene + an n-Alkane), *Berichte Der Bunsengesellschaft Für Phys. Chemie.* 88 (1984) 986–992. <https://doi.org/10.1002/bbpc.19840881012>.
- [28] E. Wilhelm, A. Inglese, J.-P.E. Grolier, H. V. Kehiaian, Enthalpy of Mixing of Chlorobenzene, 1,2-Dichlorobenzene, and 1,3-Dichlorobenzene with Some n-Alkanes, *Berichte Der Bunsengesellschaft Für Phys. Chemie.* 82 (1978) 384–388. <https://doi.org/10.1002/bbpc.197800069>.
- [29] S. Freire, L. Segade, S. García-Garabal, J. Jiménez de Llano, M. Domínguez, E. Jiménez, The ternary system propyl propanoate+hexane+chlorobenzene at 298.15 K excess molar enthalpies, *J. Therm. Anal. Calorim.* 70 (2002) 243–250. <https://doi.org/10.1023/A:1020682423285>.
- [30] E. Wilhelm, A. Inglese, J.-P.E. Grolier, H.V. Kehiaian, Enthalpy of mixing of bromobenzene with n-alkanes, with cyclohexane, and with benzene, *Thermochim. Acta.* 31 (1979) 85–92. [https://doi.org/10.1016/0040-6031\(79\)80011-8](https://doi.org/10.1016/0040-6031(79)80011-8).
- [31] L.F. Sanz, J.A. González, F. Hevia, I. García de la Fuente, J. Carlos Cobos, Thermodynamics of mixtures containing amines. XVII. HmE and VmE measurements for benzylamine + heptane or + 1-alkanol mixtures at 298.15 K. Application of the DISQUAC and ERAS models, *Fluid Phase Equilib.* 558 (2022) 113460. <https://doi.org/10.1016/j.fluid.2022.113460>.
- [32] R.B. Sawant, Volumetric, Viscometric and Speed of Sound Studies of Binary Mixtures of Tert-butyl Acetate with Fluorobenzene, Chlorobenzene and Bromobenzene at (298.15 and 308.15) K and at Atmospheric Pressure 0.087 MPa, *J. Solution Chem.* 47 (2018) 787–795. <https://doi.org/10.1007/s10953-018-0752-x>.
- [33] J.A. Riddick, W.B. Bunger, T.K. Sakano, *Organic solvents: physical properties and methods of purification*, Wiley, New York, 1986.
- [34] A. Gayol, A. Touriño, M. Iglesias, Temperature dependence of the derived properties of mixtures containing chlorobenzene and aliphatic linear alkanes (C6-C12), *Phys. Chem. Liq.* 48 (2010) 661–681. <https://doi.org/10.1080/00319104.2010.481764>.
- [35] A. Domínguez, G. Tardajos, E. Aicart, S. Pérez-Casas, L.M. Trejo, M. Costas, D. Patterson, H. Van Tra, Van der Waals liquids, Flory theory and mixing functions for chlorobenzene with linear and branched alkanes, *J. Chem. Soc. Faraday Trans.* 89 (1993) 89–93. <https://doi.org/10.1039/FT9938900089>.
- [36] A. Inglese, A. Dell’atti, M. Castagnolo, A. de Giglio, Excess volumes of (bromobenzene + an n-alkane) at 298.15 K, *J. Chem. Thermodyn.* 15 (1983) 253–257. [https://doi.org/10.1016/0021-9614\(83\)90117-9](https://doi.org/10.1016/0021-9614(83)90117-9).
- [37] P.J. Flory, R.A. Orwoll, A. Vrij, Statistical Thermodynamics of Chain Molecule Liquids. I. An Equation of State for Normal Paraffin Hydrocarbons, *J. Am. Chem. Soc.* 86 (1964) 3507–3514. <https://doi.org/10.1021/ja01071a023>.
- [38] P.J. Flory, R.A. Orwoll, A. Vrij, Statistical Thermodynamics of Chain Molecule Liquids. II. Liquid Mixtures of Normal Paraffin Hydrocarbons, *J. Am. Chem. Soc.* 86 (1964) 3515–3520. <https://doi.org/10.1021/ja01071a024>.
- [39] P.J. Flory, Statistical Thermodynamics of Liquid Mixtures, *J. Am. Chem. Soc.* 87 (1965) 1833–1838. <https://doi.org/10.1021/ja01087a002>.

- [40] A. Abe, P.J. Flory, The Thermodynamic Properties of Mixtures of Small, Nonpolar Molecules, *J. Am. Chem. Soc.* 87 (1965) 1838–1846. <https://doi.org/10.1021/ja01087a003>.
- [41] R.A. Orwoll, P.J. Flory, Thermodynamic properties of binary mixtures of n-alkanes, *J. Am. Chem. Soc.* 89 (1967) 6822–6829. <https://doi.org/10.1021/ja01002a003>.
- [42] F. Hevia, J.A. González, C. Alonso-Tristán, I. García de la Fuente, L.F. Sanz, Orientational effects in alkanone, alkanal or dialkyl carbonate + alkane mixtures and in alkanone + alkanone or + dialkyl carbonate systems, *J. Mol. Liq.* 233 (2017) 517–527. <https://doi.org/10.1016/j.molliq.2017.03.014>.
- [43] S. Mallikarjun, N.E. Hill, Temperature dependence of viscosity and dielectric relaxation time in simple polar liquids, *Trans. Faraday Soc.* 61 (1965) 1389. <https://doi.org/10.1039/tf9656101389>.
- [44] R.T. Lagemann, D.R. McMillan, W.E. Woolf, Temperature Variation of Ultrasonic Velocity in Liquids, *J. Chem. Phys.* 17 (1949) 369–373. <https://doi.org/10.1063/1.1747261>.
- [45] N.G. Tsierkezos, M.M. Palaiologou, I.E. Molinou, Densities and Viscosities of 1-Pentanol Binary Mixtures at 293.15 K, *J. Chem. Eng. Data.* 45 (2000) 272–275. <https://doi.org/10.1021/je9902138>.
- [46] G. Korosi, E.S. Kovats, Density and surface tension of 83 organic liquids, *J. Chem. Eng. Data.* 26 (1981) 323–332. <https://doi.org/10.1021/je00025a032>.
- [47] B. Chawla, S.K. Mehta, R. V. Jasra, S.K. Suri, Excess volumes of binary mixtures of cyclohexanone with some monosubstituted benzenes at 298.15 K, *Can. J. Chem.* 61 (1983) 2147–2150. <https://doi.org/10.1139/v83-373>.
- [48] Y.A. Neruchev, M.F. Bolotnikov, V. V. Zotov, Investigation of Ultrasonic Velocity in Organic Liquids on the Saturation Curve, *Teplofiz. Vys. Temp.* 43 (2005) 274–316.
- [49] A.V. Shakhov, Acoustic and thermophysical properties of halogenobenzene, *Ul'trazvuk Termodin. Svoist. Veshchest.* 29 (2003) 112–118.
- [50] V. V. Zotov, Y.F. Melikhov, G.A. Mel'nikov, Y.A. Neruchev, Speed of sound in liquid hydrocarbons, 1995.
- [51] D. Tenji, M. Thol, E.W. Lemmon, R. Span, Fundamental Equation of State for n-Heptane, To Be Submitt. to *Int. J. Thermophys.* (2018).
- [52] L. Martínez-Baños, C. Rivas, J.M. Embid, S. Otín, Excess Molar Volumes and Speed of Sound in Bromotrichloromethane + n -Heptane, Dibromomethane + n -Heptane, Bromotrichloromethane + Dibromomethane, and Bromotrichloromethane + Bromochloromethane at Temperatures from (293.15 to 313.15) K, *J. Chem. Eng. Data.* 58 (2013) 248–256. <https://doi.org/10.1021/je300775u>.
- [53] M. (Ali) Basu, T. Samanta, D. Das, Volumetric and acoustic properties of binary mixtures of tri-n-butyl phosphate with n-hexane, cyclohexane, and n-heptane from T=(298.15 to 323.15)K, *J. Chem. Thermodyn.* 57 (2013) 335–343. <https://doi.org/10.1016/j.jct.2012.09.015>.
- [54] A. Przybyła, M. Chorążewski, E. Zorębski, W. Marczak, Thermodynamic and Acoustic Properties of Mixtures of Dibromomethane + Heptane, *Int. J. Thermophys.* 32 (2011) 852–866. <https://doi.org/10.1007/s10765-010-0773-1>.
- [55] F. Yebra, J. Troncoso, L. Romaní, Fully automatized apparatus for determining speed

- of sound for liquids in the temperature and pressure interval (283.15–343.15) K and (0.1–95) MPa, *J. Chem. Thermodyn.* 104 (2017) 102–109. <https://doi.org/10.1016/j.jct.2016.09.022>.
- [56] C.A. Cerdeiriña, C.A. Tovar, D. González-Salgado, E. Carballo, L. Romaní, Isobaric thermal expansivity and thermophysical characterization of liquids and liquid mixtures Electronic Supplementary Information available. See <http://www.rsc.org/suppdata/cp/b1/b104891k/>, *Phys. Chem. Chem. Phys.* 3 (2001) 5230–5236. <https://doi.org/10.1039/b104891k>.
- [57] M. Dzida, A. Žak, S. Ernst, Thermodynamic and acoustic properties of binary mixtures of alcohols and alkanes. I. Speed of sound in (ethanol+n-heptane) under elevated pressures, *J. Chem. Thermodyn.* 37 (2005) 405–414. <https://doi.org/10.1016/j.jct.2004.10.001>.
- [58] J.W.M. Boelhouwer, Sound velocities in and adiabatic compressibilities of liquid alkanes at various temperatures and pressures, *Physica.* 34 (1967) 484–492. [https://doi.org/10.1016/0031-8914\(67\)90016-X](https://doi.org/10.1016/0031-8914(67)90016-X).
- [59] E.B. Freyer, J.C. Hubbard, D.H. Andrews, Sonic Studies of the Physical Properties of Liquids. I. The Sonic Interferometer. The Velocity of Sound in Some Organic Liquids and Their Compressibilities, *J. Am. Chem. Soc.* 51 (1929) 759–770. <https://doi.org/10.1021/ja01378a014>.
- [60] A. Blanco, A. Gayol, D. Gómez, J.M. Navaza, Temperature dependence of thermophysical properties of ethanol + n -hexane + n -heptane, *Phys. Chem. Liq.* 51 (2013) 381–403. <https://doi.org/10.1080/00319104.2012.753601>.
- [61] E.W. Lemmon, R. Span, Short Fundamental Equations of State for 20 Industrial Fluids, *J. Chem. Eng. Data.* 51 (2006) 785–850. <https://doi.org/10.1021/je050186n>.
- [62] T. Regueira, W. Yan, E.H. Stenby, Densities of the Binary Systems n -Hexane + n -Decane and n -Hexane + n -Hexadecane Up to 60 MPa and 463 K, *J. Chem. Eng. Data.* 60 (2015) 3631–3645. <https://doi.org/10.1021/acs.jced.5b00613>.
- [63] A. Gayol, L.M. Casás, R.E. Martini, A.E. Andreatta, J.L. Legido, Volumetric properties of (dialkyl carbonate+n-alkane) mixtures at high pressures: Experimental measurement and Nitta–Chao model prediction, *J. Chem. Thermodyn.* 58 (2013) 245–253. <https://doi.org/10.1016/j.jct.2012.11.011>.
- [64] A. Zúñiga-Moreno, C.M. Reza-San Germán, O.G. Rojas-Valencia, E.P. Juárez-Camacho, Volumetric Properties for Binary Mixtures of Nonane + Decane at Temperatures from T=283.15 to 353.15 K and at p=0.7 atm, *J. Solution Chem.* 40 (2011) 621–631. <https://doi.org/10.1007/s10953-011-9678-2>.
- [65] J.L. Valencia, D. González-Salgado, J. Troncoso, J. Peleteiro, E. Carballo, L. Romaní, Thermophysical Characterization of Liquids Using Precise Density and Isobaric Heat Capacity Measurements As a Function of Pressure, *J. Chem. Eng. Data.* 54 (2009) 904–915. <https://doi.org/10.1021/je8006875>.
- [66] D.C. Landaverde-Cortes, G.A. Iglesias-Silva, M. Ramos-Estrada, K.R. Hall, Densities and Viscosities of MTBE + Nonane or Decane at p = 0.1 MPa from (273.15 to 363.15) K, *J. Chem. Eng. Data.* 53 (2008) 288–292. <https://doi.org/10.1021/je700428f>.
- [67] H. Dong, Q. Liu, W. Luan, W. Zhang, C. Wu, Z. Qu, Thermophysical Properties of Octamethylcyclotetrasiloxane with Various Alkanes (C10–C14) at Temperatures from 288.15 to 328.15 K, *J. Solution Chem.* 50 (2021) 851–866. <https://doi.org/10.1007/s10953-021-01093-4>.

- [68] A.M. Navarro, B. García, F.J. Hoyuelos, I.A. Peñacoba, J.M. Leal, Preferential solvation and mixing behaviour of the essential oil 1,8-cineole with short-chain hydrocarbons, *Fluid Phase Equilib.* 429 (2016) 127–136. <https://doi.org/10.1016/j.fluid.2016.08.035>.
- [69] G.P. Dubey, M. Sharma, Acoustic, thermodynamic, viscometric and volumetric studies in binary systems of 1-decanol with n-hexane, n-octane and n-decane with respect to temperature, *J. Mol. Liq.* 143 (2008) 109–114. <https://doi.org/10.1016/j.molliq.2008.06.015>.
- [70] M.L.L. Paredes, R.A. Reis, A.A. Silva, R.N.G. Santos, G.J. Santos, M.H.A. Ribeiro, P.B. Ximango, Densities, sound velocities, and refractive indexes of (tetralin +n-decane) and thermodynamic modeling by Prigogine–Flory–Patterson model, *J. Chem. Thermodyn.* 45 (2012) 35–42. <https://doi.org/10.1016/j.jct.2011.09.001>.
- [71] B. González, A. Dominguez, J. Tojo, Viscosities, densities and speeds of sound of the binary systems: 2-propanol with octane, or decane, or dodecane at T=(293.15, 298.15, and 303.15)K, *J. Chem. Thermodyn.* 35 (2003) 939–953. [https://doi.org/10.1016/S0021-9614\(03\)00047-8](https://doi.org/10.1016/S0021-9614(03)00047-8).
- [72] L. Mosteiro, E. Mascato, B.E. de Cominges, T.P. Iglesias,, J.L. Legido, Density, speed of sound, refractive index and dielectric permittivity of (diethyl carbonate+n -decane) at several temperatures, *J. Chem. Thermodyn.* 33 (2001) 787–801. <https://doi.org/10.1006/jcht.2000.0779>.
- [73] E.W. Lemmon, M.L. Huber, Thermodynamic Properties of n -Dodecane, *Energy & Fuels.* 18 (2004) 960–967. <https://doi.org/10.1021/ef0341062>.
- [74] M.A. Rivas, A.H. Buep, T.P. Iglesias, Study of the binary mixtures of {monoglyme+(hexane, cyclohexane, octane, dodecane)} by ECM-average and PFP models, *J. Chem. Thermodyn.* 89 (2015) 69–78. <https://doi.org/10.1016/j.jct.2015.05.006>.
- [75] M. Blahušiak, Š. Schlosser, Physical properties of phosphonium ionic liquid and its mixtures with dodecane and water, *J. Chem. Thermodyn.* 72 (2014) 54–64. <https://doi.org/10.1016/j.jct.2013.12.022>.
- [76] D. González-Salgado, C.A. Tovar, C.A. Cerdeiriña, E. Carballo, L. Romaní, Second-order excess derivatives for the 1,3-dichloropropane + n-dodecane system, *Fluid Phase Equilib.* 199 (2002) 121–134. [https://doi.org/10.1016/S0378-3812\(01\)00796-8](https://doi.org/10.1016/S0378-3812(01)00796-8).
- [77] M.L.L. Paredes, R.A. Reis, A.A. Silva, R.N.G. Santos, M.H.A. Ribeiro, P.F. Ayres, Thermodynamic modeling and experimental speeds of sound, densities, and refractive indexes of (tetralin+n-dodecane), *J. Chem. Thermodyn.* 54 (2012) 377–384. <https://doi.org/10.1016/j.jct.2012.05.023>.
- [78] J. Troncoso, J.L. Valencia, M. Souto-Caride, D. González-Salgado, J. Peleteiro, Thermodynamic Properties of Dodecane + 1-Butanol and + 2-Butanol Systems, *J. Chem. Eng. Data.* 49 (2004) 1789–1793. <https://doi.org/10.1021/je0497810>.
- [79] M. Dzida, M. Cempa, Thermodynamic and acoustic properties of (heptane+dodecane) mixtures under elevated pressures, *J. Chem. Thermodyn.* 40 (2008) 1531–1541. <https://doi.org/10.1016/j.jct.2008.05.014>.
- [80] M. (Ali) Basu, T. Samanta, D. Das, Thermodynamics of mixing for binary mixtures of 1-octanol and 1-decanol with n-dodecane and ternary mixture of (TBP+1-octanol+dodecane) at T=(298.15 to 323.15)K, *J. Chem. Thermodyn.* 90 (2015) 158–168. <https://doi.org/10.1016/j.jct.2015.06.029>.

- [81] L.M. Casás, A. Touriño, B. Orge, G. Marino, M. Iglesias, J. Tojo, Thermophysical Properties of Acetone or Methanol + n -Alkane (C 9 to C 12) Mixtures, *J. Chem. Eng. Data.* 47 (2002) 887–893. <https://doi.org/10.1021/je0103059>.
- [82] B. García, R. Alcalde, S. Aparicio, J.M. Leal, Thermophysical Behavior of Methylbenzoate + n -Alkanes Mixed Solvents. Application of Cubic Equations of State and Viscosity Models, *Ind. Eng. Chem. Res.* 41 (2002) 4399–4408. <https://doi.org/10.1021/ie020008c>.
- [83] J.M. Pardo, C.A. Tovar, D. González, E. Carballo, L. Romani, Thermophysical Properties of the Binary Mixtures Diethyl Carbonate + (n -Dodecane or n -Tetradecane) at Several Temperatures, *J. Chem. Eng. Data.* 46 (2001) 212–216. <https://doi.org/10.1021/je000197a>.
- [84] M.M. El-Banna, M.M. El-Batouti, Temperature dependence of the excess volumes of binary mixtures containing cyclohexane + some higher n-alkanes, *Can. J. Chem.* 76 (1998) 1860–1866. <https://doi.org/10.1139/cjc-76-12-1860>.
- [85] T.S. Khasanshin, A.P. Shchemelev, Sound Velocity in Liquid n-Alkanes, *High Temp.* 39 (2001) 60–67. <https://doi.org/10.1023/A:1004170530517>.
- [86] F. Plantier, J.-L. Daridon, B. Lagourette, C. Boned, Isentropic thermophysical properties of pure n-paraffins as a function of temperature and chain length, *High Temp. Press.* 32 (2000) 305–310. <https://doi.org/10.1068/htwu397>.
- [87] E.W. Lemmon, I.H. Bell, M.L. Huber, M.O. McLinden, NIST Standard Reference Database 23: Reference Fluid Thermodynamic and Transport Properties-REFPROP, Version 10.0, *Natl. Inst. Stand. Technol. Stand. Ref. Data Progr.* (2018). <https://doi.org/https://doi.org/10.18434/T4/1502528>.
- [88] M.L. Huber, E.W. Lemmon, I.H. Bell, M.O. McLinden, The NIST REFPROP Database for Highly Accurate Properties of Industrially Important Fluids, *Ind. Eng. Chem. Res.* 61 (2022) 15449–15472. <https://doi.org/10.1021/acs.iecr.2c01427>.
- [89] D. Hopfe, *Thermophysical data of Pure Substances*, 1990.
- [90] R. Páramo, V. Alonso, J.A. González, I.G. de la Fuente, C. Casanova, J.C. Cobos, Thermodynamics of mixtures containing amines. XIV. of benzylamine with heptane at 293.15K or with methanol, 1-propanol or 1-pentanol at 293.15–308.15K, *Thermochim. Acta.* 586 (2014) 75–79. <https://doi.org/10.1016/j.tca.2014.03.027>.
- [91] T.H. Syed, T.J. Hughes, K.N. Marsh, E.F. May, Isobaric Heat Capacity Measurements of Liquid Methane, Ethane, and Propane by Differential Scanning Calorimetry at High Pressures and Low Temperatures, *J. Chem. Eng. Data.* 57 (2012) 3573–3580. <https://doi.org/10.1021/je300762m>.
- [92] L.-Y. Dai, Q. Li, M. Lei, Y.-Q. Chen, Heat Capacities of Binary Mixtures of Acetic Acid with Acetic Anhydride and Methenamine at Different Temperatures, *J. Chem. Eng. Data.* 55 (2010) 1704–1707. <https://doi.org/10.1021/je9006579>.
- [93] M. Chorążewski, M. Tkaczyk, Heat Capacity, Speed of Ultrasound, and Density for 1,5-Dibromopentane + Heptane within the Temperature Range from 293.15 K to 313.15 K, *J. Chem. Eng. Data.* 51 (2006) 1825–1831. <https://doi.org/10.1021/je060200b>.
- [94] Z. Nan, B. Liu, Z. Tan, Calorimetric investigation of excess molar heat capacities for water + ethylene glycol from T= 273.15 to T= 373.15 K, *J. Chem. Thermodyn.* 34 (2002) 915–926. <https://doi.org/10.1006/jcht.2002.0945>.
- [95] K. Tamura, A. Osaki, Thermodynamic properties of the binary mixtures of

- cyclohexanone with globular species, *Thermochim. Acta.* 352–353 (2000) 11–17. [https://doi.org/10.1016/S0040-6031\(99\)00430-X](https://doi.org/10.1016/S0040-6031(99)00430-X).
- [96] E. Wilhelm, W. Egger, M. Vencour, A.H. Roux, M. Polednicek, J.-P.E. Grolier, Thermodynamics of liquid mixtures consisting of a very polar and a non-polar aromatic: (benzonitrile + benzene, or toluene), *J. Chem. Thermodyn.* 30 (1998) 1509–1532. <https://doi.org/10.1006/jcht.1998.0427>.
- [97] K. Nishikawa, K. Tamura, S. Murakami, Excess thermodynamic properties of { $x\text{-C}_6\text{H}_{10}\text{O}+(1-x)(\text{n-C}_7\text{H}_{16}\text{or-C}_6\text{H}_{12})$ } at $T=298.15\text{ K}$, *J. Chem. Thermodyn.* 30 (1998) 229–240. <https://doi.org/10.1006/jcht.1997.0296>.
- [98] G. Conti, P. Gianni, L. Lepori, E. Matteoli, M.L. D'Amico, Excess molar enthalpies and excess molar heat capacities of (2-methoxyethanol + tetrahydrofuran + cyclohexane) at the temperature 298.15 K, *J. Chem. Thermodyn.* 30 (1998) 855–868. <https://doi.org/10.1006/jcht.1997.0354>.
- [99] E. Calvo, P. Brocos, R. Bravo, M. Pintos, A. Amigo, A.H. Roux, G. Roux-Desgranges, Heat Capacities, Excess Enthalpies, and Volumes of Mixtures Containing Cyclic Ethers. 1. Binary Systems 1,4-Dioxane + n-Alkanes, *J. Chem. Eng. Data.* 43 (1998) 105–111. <https://doi.org/10.1021/je9701691>.
- [100] G. Conti, P. Gianni, L. Lepori, E. Matteoli, Excess enthalpies and excess heat capacities of the ternary system ethanol + N,N-dimethylformamide + tetrahydrofuran at 298.15 K, *Fluid Phase Equilib.* 108 (1995) 255–268. [https://doi.org/10.1016/0378-3812\(95\)02681-4](https://doi.org/10.1016/0378-3812(95)02681-4).
- [101] H. Nakai, H. Soejima, K. Tamura, H. Ogawa, S. Murakami, Y. Toshiyasu, Thermodynamic properties of 2,5,8-trioxanonane + n-octane mixture at 298.15 K, *Thermochim. Acta.* 183 (1991) 15–27. [https://doi.org/10.1016/0040-6031\(91\)80441-K](https://doi.org/10.1016/0040-6031(91)80441-K).
- [102] T.S. Banipal, S.K. Garg, J.C. Ahluwalia, Heat capacities and densities of liquid n-octane, n-nonane, n-decane, and n-hexadecane at temperatures from 318.15 K to 373.15 K and at pressures up to 10 MPa, *J. Chem. Thermodyn.* 23 (1991) 923–931. [https://doi.org/10.1016/S0021-9614\(05\)80173-9](https://doi.org/10.1016/S0021-9614(05)80173-9).
- [103] K. Yamanaka, H. Ogawa, S. Murakami, Excess molar isobaric heat capacities of mixtures of 2-propanone with heptane, benzene, and trichloromethane at 298.15 K, *Thermochim. Acta.* 169 (1990) 193–201. [https://doi.org/10.1016/0040-6031\(90\)80145-O](https://doi.org/10.1016/0040-6031(90)80145-O).
- [104] A. Saito, R. Tanaka, Excess volumes and heat capacities of binary mixtures formed from cyclohexane, hexane, and heptane at 298.15 K, *J. Chem. Thermodyn.* 20 (1988) 859–865. [https://doi.org/10.1016/0021-9614\(88\)90075-4](https://doi.org/10.1016/0021-9614(88)90075-4).
- [105] M. Pintos, R. Bravo, M.C. Baluja, M.I.P. Andrade, G. Roux-Desgranges, J.-P.E. Grolier, Thermodynamics of alkanoate + alkane binary mixtures. Concentration dependence of excess heat capacities and volumes, *Can. J. Chem.* 66 (1988) 1179–1186. <https://doi.org/10.1139/v88-193>.
- [106] E. Jimenez, G. Roux-Desgranges, J.-P.E. Grolier, E. Wilhelm, Thermodynamics of mixtures containing triethoxymethane, *Thermochim. Acta.* 151 (1989) 99–107. [https://doi.org/10.1016/0040-6031\(89\)85341-9](https://doi.org/10.1016/0040-6031(89)85341-9).

Density and speed of sound of (iodobenzene + *n*-alkane) liquid mixtures at $T = (288.15 \text{ to } 308.15) \text{ K}$. Application of the Prigogine-Flory-Patterson model

Supplementary Material

Fernando Hevia^{*,a}, Daniel Lozano-Martín^a, Juan Antonio González^a, Luis Felipe Sanza^a, Isaías García de la Fuente^a, José Carlos Cobos^a

^a G.E.T.E.F. Departamento de Física Aplicada. Facultad de Ciencias. Universidad de Valladolid. Paseo de Belén, 7, 47011 Valladolid, Spain.

* Corresponding author, e-mail: luisfernando.hevia@uva.es

Table S1

Parameters A_i of equation (10) and root-mean-square deviation of the fit, (s , equation (12)) for excess molar volume (V_m^E) and excess isentropic compressibility (κ_S^E) of (iodobenzene (IB) (1) + n -alkane (2)) liquid mixtures used in this work in the temperature range $T = (288.15 \text{ to } 308.15) \text{ K}$ and pressure $p = 0.1 \text{ MPa}$.

Property	System	T/K	A_0	A_1	A_2	A_3	s	
$V_m^E / \text{cm}^3 \cdot \text{mol}^{-1}$	IB + n -heptane	288.15	-1.64				0.017	
		293.15	-1.75				0.015	
		298.15	-1.87				0.015	
		303.15	-2.00				0.014	
		308.15	-2.13				0.014	
	IB + n -decane	288.15	0.292	-0.26				0.003
		293.15	0.265	-0.27				0.003
		298.15	0.225	-0.27				0.003
		303.15	0.190	-0.28				0.003
		308.15	0.150	-0.29				0.002
	IB + n -dodecane	288.15	0.962					0.006
		293.15	0.951					0.006
		298.15	0.937					0.006
		303.15	0.926					0.006
		308.15	0.912					0.005
	IB + n -tetradecane	288.15	1.50					0.008
		293.15	1.49					0.008
		298.15	1.49					0.008
		303.15	1.47					0.008
		308.15	1.46					0.008
$\kappa_S^E / (\text{TPa})^{-1}$	IB + n -heptane	288.15	-365.7	-23.7	-19.1		0.09	
		293.15	-395.2	-23.8	-20.8		0.08	
		298.15	-427.7	-23.9	-21.0		0.08	
		303.15	-462.7	-23.5	-21.6		0.10	
		308.15	-501.1	-22.6	-23.4		0.11	
	IB + n -decane	288.15	-134.0	-67.3	-20.9			0.4
		293.15	-142.8	-69.3	-22.6			0.2
		298.15	-152.2	-72.6	-30.3			0.3
		303.15	-163.4	-77.6	-28.3			0.3
		308.15	-175.4	-83.0	-28.5			0.4
	IB + n -dodecane	288.15	-70.53	-47.5	-24.3	-19		0.13
		293.15	-74.89	-51.6	-27.0	-16		0.08
		298.15	-79.97	-54.3	-28.8	-17		0.05
		303.15	-85.58	-58.1	-31.0	-16		0.05
		308.15	-91.28	-61.3	-34.0	-17		0.08
	IB + n -tetradecane	288.15	-34.58	-36.3	-25.1	-13		0.18
		293.15	-36.90	-38.2	-26.9	-13		0.18
		298.15	-39.71	-40.6	-28.6	-14		0.19
		303.15	-42.78	-43.4	-39.6	-13		0.19
		308.15	-45.25	-45.3	-31.8	-16		0.19

Table S2

Pure compound parameters used for the application of the Prigogine-Flory-Patterson model to (iodobenzene (1) + *n*-alkane (2)) liquid mixtures used in this work at temperature $T = 298.15$ K and pressure $p = 0.1$ MPa: molar volume (V_m), isobaric thermal expansion coefficient (α_p), isothermal compressibility (κ_T), molar core volume (V_m^*), and reduction pressure (p^*).

Compound	$V_m/(\text{cm}^3 \cdot \text{mol}^{-1})$	$\alpha_p/(10^{-3}\text{K}^{-1})$	$\kappa_T/(\text{TPa})^{-1}$	$V_m^*/(\text{cm}^3 \cdot \text{mol}^{-1})$	p^*/MPa
iodobenzene	111.96	0.837	600.58	92.28	611.5
<i>n</i> -heptane	147.44	1.248	1454.49	113.72	429.9
<i>n</i> -decane	195.90	1.040	1103.92	155.98	442.9
<i>n</i> -dodecane	228.53	0.971	991.01	184.04	450.3
<i>n</i> -tetradecane	261.28	0.929	918.44	211.91	458.3

Table S3

Contributions to the excess molar volume (V_m^E), obtained from the application of the Prigogine-Flory-Patterson model to (halogenated benzene (1) + *n*-alkane (2)) liquid mixtures at equimolar composition, temperature $T = 298.15$ K and pressure $p = 0.1$ MPa. The halogenated benzenes are: fluorobenzene (FB), chlorobenzene (ClB), bromobenzene (BrB) and iodobenzene (IB). X_{12} , interaction parameter estimated from correlated V_m^E values at the mentioned conditions; $V_{m,int}^E$, interactional term; V_{m,p^*eff}^E , p^* effect term; $V_{m,curv}^E$, curvature term.

System	V_m^E /(cm ³ ·mol ⁻¹)	X_{12} /MPa	$V_{m,int}^E$ /(cm ³ ·mol ⁻¹)	V_{m,p^*eff}^E /(cm ³ ·mol ⁻¹)	$V_{m,curv}^E$ /(cm ³ ·mol ⁻¹)
FB + <i>n</i> -hexane	0.246 [1]	29.93	0.632	-0.337	-0.049
FB + <i>n</i> -heptane	0.431 [1]	26.53	0.532	-0.095	-0.006
FB + <i>n</i> -octane	0.532 [1]	25.27	0.498	0.034	0.000
FB + <i>n</i> -decane	0.664 [1]	23.73	0.455	0.241	-0.032
FB + <i>n</i> -dodecane	0.740 [1]	24.24	0.456	0.363	-0.079
FB + <i>n</i> -tetradecane	0.789 [1]	25.83	0.479	0.431	-0.121
FB + <i>n</i> -hexadecane	0.832 [1]	25.83	0.472	0.540	-0.180
ClB + <i>n</i> -hexane	-0.521 [2]	17.27	0.356	-0.675	-0.202
ClB + <i>n</i> -heptane	-0.243 [2]	12.89	0.254	-0.400	-0.097
ClB + <i>n</i> -nonane	0.076 [2]	12.82	0.247	-0.156	-0.015
ClB + <i>n</i> -tetradecane	0.356 [3]	13.74	0.259	0.105	-0.008
BrB + <i>n</i> -hexane	-0.634 [4]	28.89	0.568	-0.927	-0.275
BrB + <i>n</i> -heptane	-0.361 [4]	20.90	0.397	-0.607	-0.151
BrB + <i>n</i> -nonane	-0.036 [4]	17.17	0.321	-0.315	-0.042
BrB + <i>n</i> -tetradecane	0.320 [4]	16.61	0.309	0.011	0.000
IB + <i>n</i> -heptane	-0.467	29.64	0.567	-0.761	-0.273
IB + <i>n</i> -decane	0.056	29.13	0.555	-0.413	-0.086
IB + <i>n</i> -dodecane	0.234	28.97	0.553	-0.278	-0.041
IB + <i>n</i> -tetradecane	0.371	30.29	0.579	-0.187	-0.021

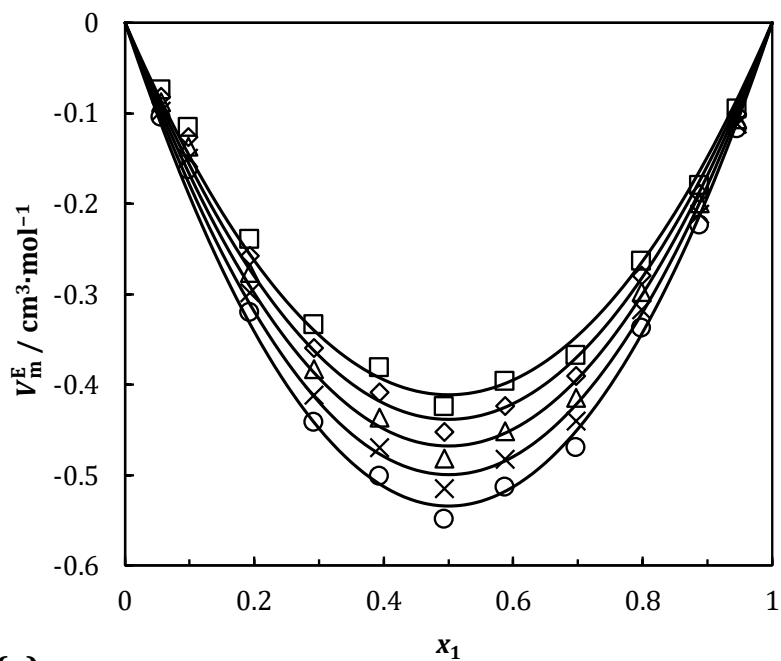
Table S4

Contributions to the temperature derivative of the excess molar volume $((\partial V_m^E/\partial T)_p)$, obtained experimentally and from the application of the Prigogine-Flory-Patterson (PFP) model to (iodobenzene (IB) (1) + *n*-alkane (2)) liquid mixtures at equimolar composition, temperature $T = 298.15$ K and pressure $p = 0.1$ MPa. $(\partial V_{m,int}^E/\partial T)_p$, interactional term; $(\partial V_{m,p^*eff}^E/\partial T)_p$ effect term; $(\partial V_{m,curv}^E/\partial T)_p$ curvature term.

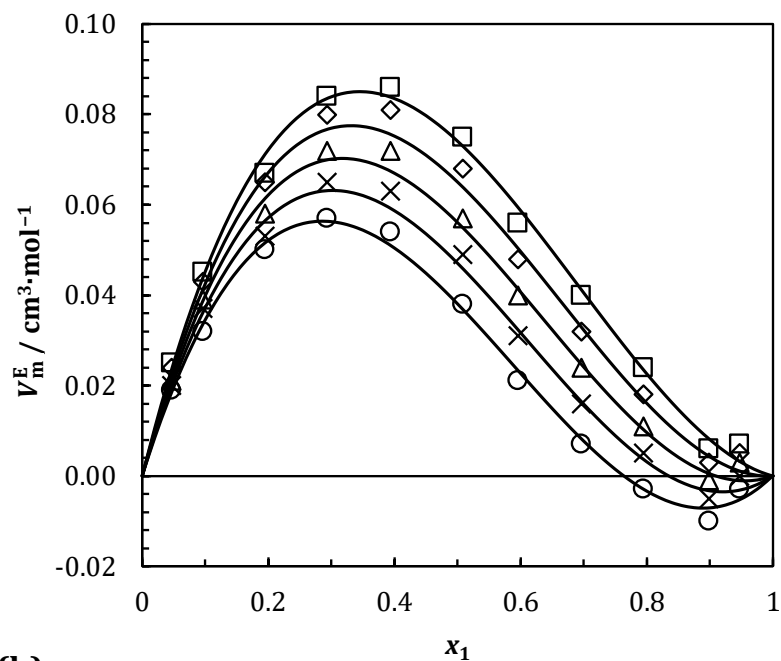
System	$(\partial V_m^E/\partial T)_p$ / $(10^{-3}\cdot\text{cm}^3\cdot\text{mol}^{-1}\cdot\text{K}^{-1})$		$(\partial V_{m,int}^E/\partial T)_p$ / $(10^{-3}\cdot\text{cm}^3\cdot\text{mol}^{-1}\cdot\text{K}^{-1})$	$(\partial V_{m,p^*eff}^E/\partial T)_p$ / $(10^{-3}\cdot\text{cm}^3\cdot\text{mol}^{-1}\cdot\text{K}^{-1})$	$(\partial V_{m,curv}^E/\partial T)_p$ / $(10^{-3}\cdot\text{cm}^3\cdot\text{mol}^{-1}\cdot\text{K}^{-1})$
	Experimental	PFP			
IB + <i>n</i> -heptane	-6.14	-5.53	4.18	-5.46	-4.25
IB + <i>n</i> -decane	-1.80	-0.21	3.86	-2.82	-1.25
IB + <i>n</i> -dodecane	-0.62	1.29	3.75	-1.87	-0.59
IB + <i>n</i> -tetradecane	-0.48	2.31	3.87	-1.27	-0.29

Figure S1

Excess molar volume (V_m^E) of (iodobenzene (1) + *n*-alkane (2)) liquid mixtures as a function of the iodobenzene mole fraction (x_1) at temperature T and pressure $p = 0.1$ MPa. Symbols, experimental values: (\square) $T = 288.15$ K, (\diamond) $T = 293.15$ K, (\triangle) $T = 298.15$ K, (\times) $T = 303.15$ K, (\circ) $T = 308.15$ K. Solid lines are calculated with equations (10-11) using the coefficients from Table 7. (a) *n*-heptane, (b) *n*-decane.



(a)



(b)

Figure S2

Temperature derivative of the excess molar volume $(\partial V_m^E/\partial T)_p$ of (iodobenzene (1) + *n*-heptane (2)) as a function of the iodobenzene mole fraction (x_1) at temperature T and pressure $p = 0.1$ MPa: (solid line) $T = 288.15$ K, (dotted line) $T = 293.15$ K, (short-dashed line) $T = 298.15$ K, (long-dashed line) $T = 303.15$ K, (square dotted line) $T = 308.15$ K. The calculations were performed from equations (10-11) using the coefficients from Table 7.

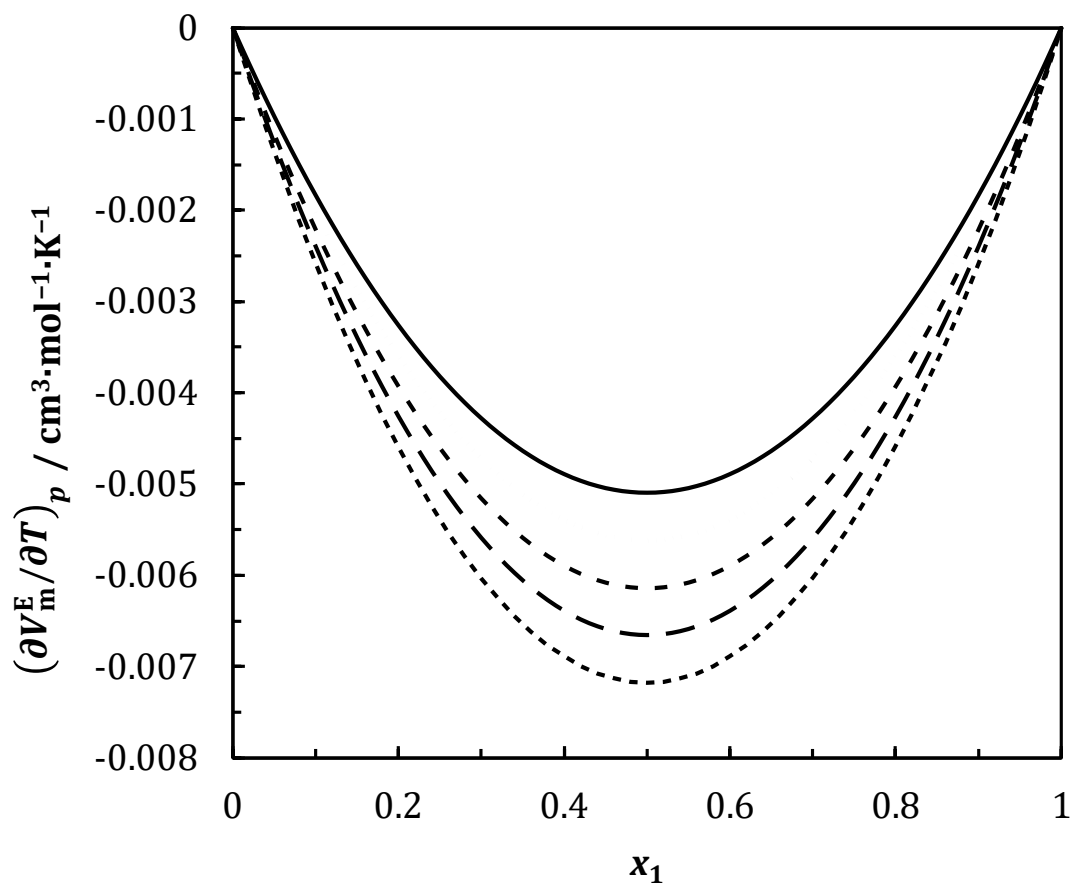
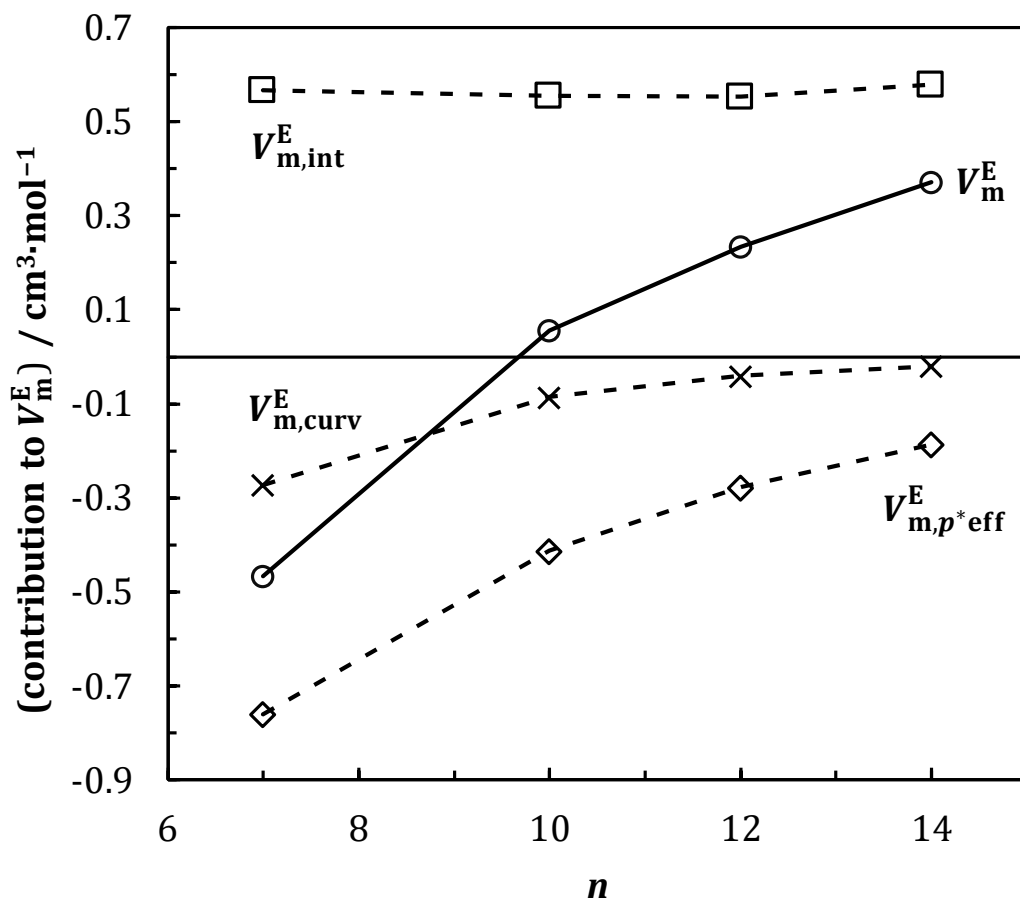


Figure S3

Contributions to the excess molar volume (V_m^E), obtained from the application of the Prigogine-Flory-Patterson (PFP) model to (iodobenzene (1) + n -alkane (2)) liquid mixtures at equimolar composition, temperature $T = 298.15$ K and pressure $p = 0.1$ MPa, as functions of the number of C atoms of the n -alkane (n). Symbols: (\square) $V_{m,int}^E$, interactional term; (\diamond) V_{m,p^*eff}^E , p^* effect term; (\times) $V_{m,curv}^E$, curvature term; (\circ) V_m^E . Lines are drawn to aid the eye of the reader.



References for supplementary material

- [1] A.H. Roux, J.-P.E. Grolier, A. Inglese, E. Wilhelm, Excess Molar Enthalpies, Excess Molar Heat Capacities and Excess Molar Volumes of (Fluorobenzene + an n-Alkane), *Berichte Der Bunsengesellschaft Für Phys. Chemie.* 88 (1984) 986–992. <https://doi.org/10.1002/bbpc.19840881012>.
- [2] A. Gayol, A. Touriño, M. Iglesias, Temperature dependence of the derived properties of mixtures containing chlorobenzene and aliphatic linear alkanes (C6-C12), *Phys. Chem. Liq.* 48 (2010) 661–681. <https://doi.org/10.1080/00319104.2010.481764>.
- [3] A. Domínguez, G. Tardajos, E. Aicart, S. Pérez-Casas, L.M. Trejo, M. Costas, D. Patterson, H. Van Tra, Van der Waals liquids, Flory theory and mixing functions for chlorobenzene with linear and branched alkanes, *J. Chem. Soc. Faraday Trans.* 89 (1993) 89–93. <https://doi.org/10.1039/FT9938900089>.
- [4] A. Inglese, A. Dell'atti, M. Castagnolo, A. de Giglio, Excess volumes of (bromobenzene + an n-alkane) at 298.15 K, *J. Chem. Thermodyn.* 15 (1983) 253–257. [https://doi.org/10.1016/0021-9614\(83\)90117-9](https://doi.org/10.1016/0021-9614(83)90117-9).