

# Emerging properties of the degree distribution in large non-growing networks

Jonathan Franceschi<sup>\*1</sup>, Lorenzo Pareschi<sup>†2,3</sup>, and Mattia Zanella<sup>‡1</sup>

<sup>1</sup>Department of Mathematics “F. Casorati”,  
University of Pavia, Pavia, Italy

<sup>2</sup>Maxwell Institute for Mathematical Sciences and Department of Mathematics,  
Heriot Watt University, Edinburgh, UK

<sup>3</sup>Department of Mathematics and Computer Science,  
University of Ferrara, Ferrara, Italy

September 11, 2024

## Abstract

The degree distribution is a key statistical indicator in network theory, often used to understand how information spreads across connected nodes. In this paper, we focus on non-growing networks formed through a rewiring algorithm and develop kinetic Boltzmann-type models to capture the emergence of degree distributions that characterize both preferential attachment networks and random networks. Under a suitable mean-field scaling, these models reduce to a Fokker-Planck-type partial differential equation with an affine diffusion coefficient, that is consistent with a well-established master equation for discrete rewiring processes. We further analyze the convergence to equilibrium for this class of Fokker-Planck equations, demonstrating how different regimes—ranging from exponential to algebraic rates—depend on network parameters. Our results provide a unified framework for modeling degree distributions in non-growing networks and offer insights into the long-time behavior of such systems.

**Keywords:** Network theory, degree distribution, Boltzmann equation, Fokker-Planck equation, mean-field scaling, Poisson distribution, power laws

## Contents

<b>1</b>	<b>Introduction</b>	<b>2</b>
<b>2</b>	<b>Kinetic models for non-growing networks formation</b>	<b>3</b>
2.1	Linear rewiring dynamics . . . . .	4
2.1.1	Mean-field approximation . . . . .	5
2.1.2	Evolution of first and second-order moments . . . . .	7
2.1.3	Large-time behavior . . . . .	7
2.2	Bilinear rewiring dynamics . . . . .	8
2.3	Consistency with the master equation of the rewiring algorithm . . . . .	11
<b>3</b>	<b>Trends to equilibrium for the Fokker-Planck rewiring equation</b>	<b>12</b>
3.1	Log-Sobolev inequalities for Fokker-Planck rewiring equation . . . . .	14

<sup>\*</sup>jonathan.franceschi01@universitadipavia.it

<sup>†</sup>L.Pareschi@hw.ac.uk

<sup>‡</sup>mattia.zanella@unipv.it

## 1 Introduction

Many objects in the physical, biological, and social sciences may be considered as a network, representing a large collection of nodes/vertices joined together through weighted lines/edges that synthesize the connection strength between subgroups of nodes. The observation of emerging connection patterns of networks, objects that are characterised by millions of vertices, is typically obtained through the extrapolation of statistical quantities encapsulating the macroscopic properties influencing the information flow. This simplified representation, reducing an interacting system to an abstract structure, had a tremendous impact in many scientific communities in both the pure and applied fields like social and information systems, epidemic dynamics, mobility and finance. Without intending to review the very huge literature on these topics, we refer the reader to [15, 16, 19, 20, 26, 27, 33, 34] and the references therein. The interest in networked systems gained also popularity in cognate areas where interactions in particle systems are mediated by underlying networks, see e.g. [6, 9, 10, 13, 14, 18] and the references therein.

Amongst the simplest network model, the Erdős-Rényi model describes a random graph where each node is connected with a given probability, leading to a Poisson connectivity distribution when the number of nodes becomes large. Nevertheless, many real world networks possess more complex degree distributions. In the last decades, several groundbreaking contributions shed light on network formation processes triggering the emergence of prescribed stylized facts in terms of degree distribution and centrality indices, see e.g. [17, 24]. In this direction, the observation of so-called scale-free networks, i.e. networks whose degree distribution is of power-law-type, has been of paramount importance. A variety of generative algorithms have been proposed capture the scale-free feature of growing networks as a result of two mechanisms

- (i) networks expand continuously through the addition of new nodes,
- (ii) the incoming nodes are connected preferentially to highly connected nodes.

We point the interested reader to [7, 8, 41] for further details. On the other hand, few algorithms have been proposed to mimic the formation of large scale-free networks without growth. In this direction we mention [28, 42] where the following rewiring algorithm has been proposed: we consider a network of  $N \gg 0$  nodes connected through a set of edges, at each iteration we perform the following two steps

- (i) select randomly an edge connecting two nodes and remove it
- (ii) add a connection preferentially between the disconnected node and a highly connected one.

As a result of the rewiring strategy the total number of nodes remains unchanged. We point the interested reader also to [1, 42] for more details. In the discrete case, where  $c \in [1, \dots, c_{max}] \subset \mathbb{N}$ , denoting by  $\rho(c, t)$  the degree distribution of the network with at time  $t \geq 0$ , in [3] the following master equation has been derived

$$\begin{aligned} \partial_t \rho(c, t) = & \frac{2V_a}{m + \alpha} [(c - 1 + \alpha)\rho(c - 1, t) - (c + \alpha)\rho(c, t)] \\ & + \frac{2V_r}{m} [(c + 1)\rho(c + 1, t) - c\rho(c, t)], \end{aligned} \quad (1)$$

where  $m > 0$  is the mean number of connections,  $V_a, V_r > 0$  are coefficients linked to the speed of attachment and removal, respectively, and  $\alpha \geq 0$  characterises the preferential process. It is worth noting that, as described in [3, 42], in the case  $V_a = V_r$ , the unique steady state of the master equation (1) is explicitly computable and reads

$$\rho^\infty(c) = \left(\frac{m}{m + \alpha}\right)^c \frac{1}{c!} \alpha(\alpha + 1) \dots (\alpha + c - 1) \left(\frac{\alpha}{\alpha + m}\right)^\alpha.$$

Furthermore, the obtained  $f^\infty(c)$  possesses two useful approximations, we get

$$\rho^\infty(c) \approx \frac{e^{-c}}{c!} m^c = \text{Pois}(m) \quad \text{if } \alpha \gg 1, \quad \text{and} \quad \rho^\infty(c) \approx \frac{\Lambda}{c} \quad \text{if } \alpha \ll 1, \quad (2)$$

where  $\Lambda$  is a normalization constant. In particular, in the case  $\alpha \rightarrow 0^+$ , the approximation can actually be simplified to

$$\rho^\infty(c) \approx \frac{(\log(c_{\max}) + \gamma)^{-1}}{c}, \quad \alpha \ll 1, \quad (3)$$

where  $\gamma$  is the Euler–Mascheroni constant. Therefore, at the mean-field level, the proposed algorithm is consistent with a random graph in a non-preferential regime, and with a scale-free network with fixed degree distribution, in the strongly preferential case.

In this paper, our goal is to develop an agent-based version of a large non-growing network starting from a kinetic point of view in a way that its mean-field limit is consistent with the mentioned master equation in suitable regimes. To this end, we formulate two distinct agent-based models (ABM) to derive from simple binary interaction rules the emerging graph topology in terms of Boltzmann-type equations. When the updates become quasi-invariant, we derive then a Fokker-Planck-type equation. This partial differential equation expresses the evolution of the contact distribution of the network and has computable equilibrium distribution.

Recalling classical results in kinetic theory, [12, 35], we establish the rate of convergence towards equilibrium. Through the study of the dissipation properties of the Shannon entropy functional, a phase transition occurs in terms of the parameter expressing the preferential attachment dynamics. Hence, a critical parameter, depending on macroscopic properties of the network, exists and differentiates the trends to equilibrium between exponential to algebraic. In recent years a growing interest has been devoted to Fokker-Planck equation with nonconstant coefficients [4, 22, 23, 37] or characterised by a subcritical confinement [25, 36].

The paper is organized as follows. In the next section, we introduce the agent-based binary dynamics and describe it using Boltzmann-type equations. We then derive its Fokker-Planck approximation, analyzing its key properties and long-term behavior. The different asymptotic states, including Poisson-type distributions and the emergence of power laws, are also discussed. We demonstrate that an alternative dynamics, which avoids the rejection mechanism, can be derived, and that its mean-field limit leads to the same Fokker-Planck equation as the original dynamics. Section 3 focuses on the long-term behavior of the limiting Fokker-Planck equation and establishes log-Sobolev-type inequalities for the convergence to equilibrium. In Section 4, we provide numerical evidence of the system’s behavior and its ability to accurately describe the emerging degree distribution profiles in various regimes. Finally, concluding remarks are presented in the last section.

## 2 Kinetic models for non-growing networks formation

Let us consider a network, which in this manuscript will be a connected undirected graph, with  $N$  nodes and  $E$  edges. We can assign to each node a variable  $c \in \mathcal{I} \subseteq \{x \in \mathbb{R} \mid x > 0\}$  representing the amount of nodes adjacent to it, i.e., the number of connections possessed by the node, or, as frequently encountered in graph-theoretical literature, its *degree*. In this section we describe a model for the evolution in time of the fraction of nodes having degree  $c$  at time  $t \geq 0$ , that we shall note with  $f(c, t)$ , which implies the conservation of the number of nodes on the network, while the number of connections is non-decreasing. We move within the framework of attachment models: nodes are selected based upon certain features they possess, e.g., their number of connections, and they gain or lose connections accordingly. In the following we design two possible Boltzmann-type rewiring dynamics based on binary transition schemes to determine the post-interaction connectivities  $(c', c'_*) \in \mathcal{I} \times \mathcal{I}$  and  $(c'', c''_*) \in \mathcal{I} \times \mathcal{I}$ , given the pre-interaction connectivities  $(c, c_*) \in \mathcal{I} \times \mathcal{I}$ .

## 2.1 Linear rewiring dynamics

In this section, we focus on the case where pairs of nodes are selected with frequency proportional to the degree of each element in the pair. Then, they both undergo one of two different processes: either they increase their degree by the fixed quantity  $\delta > 0$  or they decrease it by the same amount. In both cases, their updated number of connections also fluctuates due to the effect of a random variable with zero mean and bounded variance, to take into account the inherent unpredictability of the phenomenon we are modeling.

This translates into the following binary updates

$$\begin{aligned} c' &= c + \delta + \eta_a \\ c'_* &= c_* + \delta + \tilde{\eta}_a \end{aligned} \quad (4)$$

and

$$\begin{aligned} c'' &= c - \delta + \eta_r \\ c''_* &= c_* - \delta + \tilde{\eta}_r, \end{aligned} \quad (5)$$

respectively, where  $\eta_a, \tilde{\eta}_a, \eta_r, \tilde{\eta}_r$  are i.i.d. random variables with support  $\Omega \subseteq \mathbb{R}$ . In particular,  $\eta_a$  and  $\tilde{\eta}_a$  have probability density function  $\Theta(\cdot)$  such that its mean is zero and its variance is  $\sigma^2$ . Similarly, the density  $\Psi(\cdot)$  associated to the second pair  $\eta_r, \tilde{\eta}_r$  has zero mean and variance equal to  $\sigma^2$ , too.

The overall dynamics can be written as an integro-differential Boltzmann-type equation having the form

$$\partial_t f = Q_a(f, f) + Q_r(f, f),$$

where  $Q_a, Q_r$  are collisional operators encapsulating the binary updates (4)–(5), so that we can write

$$\begin{aligned} \partial_t f(c, t) &= \int_{\Omega^2} \int_{\mathcal{I}} \left( {}'\mathcal{B}_a \frac{1}{J_a} f('c, t) f('c_*, t) - \mathcal{B}_a f('c, t) f('c_*, t) \right) dc_* \eta_a \tilde{\eta}_a \\ &+ \int_{\Omega^2} \int_{\mathcal{I}} \left( {}''\mathcal{B}_r \frac{1}{J_r} f(''c, t) f(''c_*, t) - \mathcal{B}_r f(''c, t) f(''c_*, t) \right) dc_* \eta_r \tilde{\eta}_r, \end{aligned} \quad (6)$$

where  $('c, 'c_*)$  and  $(''c, ''c_*)$  are the pre-collisional numbers of connections given by the pair  $(c, c_*)$  after the update. Moreover, we indicate with  $J_a$  and  $J_r$  the Jacobian matrices associated to the transformation  $('c, 'c_*) \rightarrow (c, c_*)$  following interaction rules (4) and (5). We indicate with

$$\begin{aligned} \mathcal{B}_a(c, c_*) &:= \Phi(\eta_a) \Phi(\tilde{\eta}_a) V_a \frac{(c + \alpha)(c_* + \alpha)}{(m + \alpha)^2}, \\ \mathcal{B}_r(c, c_*) &:= \Psi(\eta_r) \Psi(\tilde{\eta}_r) \chi(c'' > 0) \chi(c''_* > 0) V_r \frac{(c + \beta)(c_* + \beta)}{(m + \beta)^2}, \end{aligned} \quad (7)$$

the so-called collisional kernels where  $m = m(t)$  is the average degree of the network at time  $t \geq 0$ ,  $\alpha, \beta \geq 0$  are nonnegative constants and  $V_a, V_r > 0$  are constant rates as in [3].

The presence of a noise term in equation (4) and especially in (5) can lead to nonpositive values for  $c'$  and  $c'_*$ , even for bounded choices of functions  $\Phi(\cdot)$  and  $\Psi(\cdot)$ . We can ensure that the post-interaction values  $c', c'_*$  belong to  $\mathcal{I}$  if we impose that  $|\eta_a| < \delta$  and  $|\tilde{\eta}_a| < \delta$ ; the same cannot be said for the removal update. In particular, in case of no diffusion, i.e.,  $\sigma = 0$ , interaction (5) would lead to a positive quantity only if  $c > \delta$ . Hence, to accept only physical updates we introduce a cut-off in the associated interaction kernel  $\mathcal{B}_r(\cdot, \cdot)$  in (7). This choice is consistent with existing approaches in kinetic-type modelling [38].

We can rewrite equation (6) in weak form (which is in general more favorable to work with) as

$$\begin{aligned} \frac{d}{dt} \int_{\mathcal{I}} f(c, t) \phi(c) dc &= \int_{\mathcal{I}} \int_{\mathcal{I}} \mathcal{B}_a(c, c_*) \langle \phi(c') - \phi(c) \rangle_a f(c, t) f(c_*, t) dc dc_* \\ &+ \int_{\mathcal{I}} \int_{\mathcal{I}} \mathcal{B}_r(c, c_*) \langle \phi(c'') - \phi(c) \rangle_r f(c, t) f(c_*, t) dc dc_*, \end{aligned} \quad (8)$$



where we note with  $\langle \cdot \rangle_a$  the expected value with respect to the random variable  $\eta_a$  linked to the attachment dynamics (4), and with  $\langle \cdot \rangle_r$  the expected value with respect to the random variable  $\eta_r$  linked to the removal dynamics (4)

The binary updates (4)–(5) are a generalization of the discrete algorithm proposed in [42] and adapted in a kinetic-theory framework in [2, 3]: there, a node is selected with probability weighted by  $V_a(c + \alpha)/(m(t) + \alpha)$  and, if admissible, a connection is added to it. The same procedure is performed to remove a connection, but this time the weight for the selection is given by  $V_r(c + \beta)/(m(t) + \beta)$ . These characteristics make it a *rewiring* algorithm, that is, the number of edges is preserved in time, along with the number of nodes. Moreover, if the relative importance of adding connections matches the one of removing them, i.e., if  $V_a = V_r$ , the average mean degree of the network is also preserved in time.

Our goal is to compare the properties of the generalized model (8) with the one enjoyed by the master equation (1). In particular, we can leverage the weak form (8) to study the behavior of some observable quantities: for instance, plugging  $\phi(c) \equiv 1$  in (8) leads to the conservation in time of the number of nodes in the network. The choice  $\phi(c) = c$ , instead, would give us the evolution in time of the average degree: the presence of the nonlinear indicator functions in (7), however, makes its computation unpractical, along with the analysis of moments of higher order of the solution  $f(c, t)$ . In order to overcome this difficulty and more in general in order to gain further insights on equation (8), like for example an explicit form for its large-time behavior, we consider in what follows its mean-field approximation obtained within the so-called quasi-invariant or *grazing-collision* limit. This procedure simplifies the integro-differential Boltzmann-type model (8) into a surrogate, Fokker–Planck-type model which should ease the computations.

### 2.1.1 Mean-field approximation

In order to derive a mean-field approximation of our model (8), we consider the scaling

$$\delta \rightarrow \epsilon\delta, \quad \sigma \rightarrow \sqrt{\epsilon}\sigma,$$

where  $\epsilon > 0$  is a suitable scaling coefficient. Due to the presence of the characteristic function in the interaction kernel, we may split our weak formulation as the sum of two pieces to be treated separately

$$\begin{aligned} \frac{d}{dt} \int_{\mathcal{I}} f_\epsilon(c, t) \phi(c) dc &= \frac{1}{\epsilon} \int_{\mathcal{I}} \int_{\mathcal{I}} \langle \phi(c') - \phi(c) \rangle \mathcal{B}_a(c, c_*) f_\epsilon(c, t) f_\epsilon(c_*, t) dc_* dc \\ &+ \frac{1}{\epsilon} \int_{\mathcal{I}} \int_{\mathcal{I}} \langle (\phi(c'') - \phi(c)) \rangle \mathcal{B}_r(c, c_*) f_\epsilon(c, t) f_\epsilon(c_*, t) dc_* dc \\ &= \frac{1}{\epsilon} \int_{\mathcal{I}} \int_{\mathcal{I}} \langle \phi(c') - \phi(c) \rangle \mathcal{B}_a(c, c_*) f_\epsilon(c, t) f_\epsilon(c_*, t) dc_* dc \\ &+ \frac{1}{\epsilon} \int_{\mathcal{I}} \int_{\mathcal{I}} \langle \phi(c'') - \phi(c) \rangle \mathcal{B}_r(c, c_*) f_\epsilon(c, t) f_\epsilon(c_*, t) dc_* dc \\ &+ \frac{1}{\epsilon} \int_{\mathcal{I}} \int_{\mathcal{I}} \langle (1 - \chi(c'' > \delta)) (\phi(c'') - \phi(c)) \rangle \mathcal{B}_r(c, c_*) f_\epsilon(c, t) f_\epsilon(c_*, t) dc_* dc \\ &= A_\epsilon[\phi](f_\epsilon, f_\epsilon) + R_\epsilon[\phi](f_\epsilon, f_\epsilon), \end{aligned}$$

where we noted with  $f_\epsilon(c, t)$  the solution to the scaled problem and we emphasized the dependence of the removal interaction kernel on the indicator function explicitly. Proceeding like in [39, 40], our aim is to show that  $R_\epsilon[\phi](f_\epsilon, f_\epsilon) \rightarrow 0$  in the limit  $\epsilon \rightarrow 0^+$ , so that the model is correctly approximated in the mean-field regime by the sole operator  $A_\epsilon$ , whose expression is investigated later on.

For the rest of the section, we take  $\phi \in C_c^\infty(\mathcal{I})$ , following [39]. We start by observing that

$$|R_\epsilon[\phi](f_\epsilon, f_\epsilon)| \leq \frac{1}{\epsilon} \left[ \int_{\mathcal{I}} \int_{\mathcal{I}} \langle (1 - \chi(c'' > \delta)) |\phi(c'') - \phi(c)| \rangle \mathcal{B}_r(c, c_*) f_\epsilon(c, t) f_\epsilon(c_*, t) dc_* dc \right]$$

and that we can represent  $\eta_r$  as  $\eta_r = \sqrt{\epsilon}Y$ , where  $Y$  is a random variable such that  $\langle Y \rangle = 0$ ,  $\langle Y^2 \rangle = 1$  and  $\langle |Y|^3 \rangle < +\infty$ . We may opt for an analogous choice for the variable  $\tilde{\eta}_r$ ; from now on we will focus only on  $\eta_r$ , and, consequently, on  $Y$  for convenience.

From interaction (5), scaled as  $\delta \rightarrow \epsilon\delta$ , we need

$$Y < \frac{c - 2\epsilon\delta}{\sqrt{\epsilon}} =: b_\epsilon(c)$$

so that

$$|Y| < b_\epsilon(c) \implies c'' \in \mathcal{I}.$$

If we expand in Taylor series  $\phi(c'')$  about the value  $c$  we obtain

$$\begin{aligned} |\phi(c'') - \phi(c)| &\leq |\phi'(c)|(\sqrt{\epsilon}|Y| + \epsilon\delta) \\ &\quad + |\phi''(c)|(\epsilon Y^2 + \epsilon^2\delta^2 + 2\sqrt{\epsilon}\delta|Y|) \\ &\quad + |\phi'''(\bar{c})|(\epsilon^{3/2}|Y|^3 + \epsilon^3\delta^3 + 3\epsilon^2\delta Y^2 + 3\epsilon^{5/2}\delta^2|Y|), \end{aligned} \quad (9)$$

where  $\bar{c} := \theta c + (1 - \theta)c''$  for a suitable  $\theta \in [0, 1]$ . In estimate (9) we can distinguish the terms which do not depend on  $|Y|$ : the only one that is not already a  $o(\epsilon)$  is  $\epsilon\delta$ . Due to the boundedness of  $\phi^{(k)}$  for  $k = 0, 1, \dots$ , we would just need to consider the expression<sup>1</sup>

$$\langle (1 - \chi(c'' > \delta))\epsilon\delta \rangle = \text{Prob}(Y \geq b_\epsilon(c))\epsilon\delta \leq \frac{\epsilon\delta}{b_\epsilon(c)^2} \lesssim Y\epsilon^2,$$

where the first inequality follows from Chebyshev's inequality and where the last inequality holds for  $\epsilon \leq 1/2$ . We get as a consequence that every term in estimate (9) that is independent on  $Y$  vanishes in the limit  $\lim_{\epsilon \rightarrow 0} |R_\epsilon[\phi](f_\epsilon, f_\epsilon)|$ .

Let us conclude by proving that the same holds for the other terms. This time, we leverage Hölder's inequality alongside Chebyshev's inequality to obtain the estimate

$$\langle (1 - \chi(c'' > \delta))|Y|^n \rangle \leq \langle |Y|^{np} \rangle^{1/p} \text{Prob}(Y \geq b_\epsilon(c))^{1/q} \lesssim \langle |Y|^{np} \rangle^{1/p} \epsilon^{1/q},$$

where  $n$  is a positive integer and  $p, q \in [1, +\infty)$  are Hölder-conjugates. Since we assume  $\langle |Y|^3 \rangle$  to be bounded, Hölder's inequality implies that  $\langle |Y|^{np} \rangle < +\infty$  for  $n = 1, 2$  and  $3$  (just take  $p \in [1, 3/n]$ ), and in particular it holds

$$\langle (1 - \chi(c'' > \delta))|Y| \rangle \lesssim \langle |Y|^3 \rangle^{1/3} \epsilon^{3/2} = o(\epsilon).$$

These computations show that  $|R_\epsilon[\phi](f_\epsilon, f_\epsilon)| \rightarrow 0^+$  when  $\epsilon \ll 1$ , as desired.

Hence, if we consider  $\epsilon \ll 1$ , we can expand in Taylor's series the difference  $\phi(c') - \phi(c)$  as follows

$$\phi(c') - \phi(c) = \phi'(c)(c' - c) + \frac{1}{2}\phi''(c)(c' - c)^2 + \frac{1}{6}\phi'''(\bar{c})(c' - c)^3,$$

where  $\bar{c} \in (\min\{c', c\}, \max\{c', c\})$ . Then, if we replace this expansion in the weak form (8) of the model, while considering the scaling  $t \rightarrow t/\epsilon$ , we get that

$$\begin{aligned} \frac{d}{dt} \int_{\mathbb{R}_+} f(c, t) \phi(c) dc &= \frac{V_a}{(m(t) + \alpha)} \int_{\mathbb{R}_+} (c + \alpha) \left[ \delta\phi'(c) + \frac{1}{2}\sigma^2\phi''(c) \right] f(c, t) dc \\ &\quad + \frac{V_r}{(m(t) + \beta)} \int_{\mathbb{R}_+} (c + \beta) \left[ -\delta\phi'(c) + \frac{1}{2}\sigma^2\phi''(c) \right] f(c, t) dc + O(\epsilon), \end{aligned}$$

where the remainder term  $O(\epsilon)$  comes from integrating on the whole  $\mathbb{R}_+$  rather than on the interval  $\mathcal{I}$ , and it vanishes when  $\epsilon \ll 1$ . Integrating back by parts, the equation translates into the Fokker-Planck equation

$$\partial_t f(c, t) = \delta\partial_c \left[ -\left( \frac{V_a(c + \alpha)}{m(t) + \alpha} - \frac{V_r(c + \beta)}{m(t) + \beta} \right) f(c, t) \right] + \frac{\sigma^2}{2} \partial_c^2 \left[ \left( \frac{V_a(c + \alpha)}{m(t) + \alpha} + \frac{V_r(c + \beta)}{m(t) + \beta} \right) f(c, t) \right], \quad (10)$$

<sup>1</sup>We use the notation  $a \lesssim b$  to indicate that there exists a positive constant  $C$ , independent on  $\epsilon$ , such that  $a \leq C \cdot b$ .

which needs to be complemented with the following no-flux boundary conditions

$$\begin{aligned}
-\delta \left( \frac{V_a(c+\alpha)}{m(t)+\alpha} - \frac{V_r(c+\beta)}{m(t)+\beta} \right) f(c,t) + \frac{\sigma^2}{2} \partial_c \left[ \left( \frac{V_a(c+\alpha)}{m(t)+\alpha} + \frac{V_r(c+\beta)}{m(t)+\beta} \right) f(c,t) \right] \Big|_{c=0} &= 0, \\
\partial_c \left[ \left( \frac{V_a(c+\alpha)}{m(t)+\alpha} + \frac{V_r(c+\beta)}{m(t)+\beta} \right) f(c,t) \right] \Big|_{c=0} &= 0.
\end{aligned} \tag{11}$$

The obtained Fokker-Planck-type equation is the continuous version of the master equation (1).

### 2.1.2 Evolution of first and second-order moments

The surrogate model obtained as equation (10) allows us to study the evolution of the first and second-order moments of its solution  $f(c,t)$ , without the complications given by the nonlinearities due to the presence of characteristic functions, needed to ensure that the boundaries are not violated.

First of all, integrating equation (10) with respect to  $c$  we have the preservation of the total number of nodes in the network, that is

$$\frac{d}{dt} \rho(t) = \frac{d}{dt} \int_{\mathcal{I}} f(c,t) dc = 0.$$

The evolution of the average number of connections can be obtained by multiplying equation (10) by  $c$  and integrate with respect to the variable  $c$

$$\begin{aligned}
\frac{d}{dt} m(t) &= \delta \int_{\mathcal{I}} c \partial_c \left[ - \left( \frac{V_a(c+\alpha)}{m(t)+\alpha} - \frac{V_r(c+\beta)}{m(t)+\beta} \right) f(c,t) \right] dc \\
&\quad + \frac{\sigma^2}{2} \int_{\mathcal{I}} c \partial_c^2 \left[ \left( \frac{V_a(c+\alpha)}{m(t)+\alpha} + \frac{V_r(c+\beta)}{m(t)+\beta} \right) f(c,t) \right] c dc \\
&= \delta (V_r - V_a),
\end{aligned}$$

in view of the boundary conditions (11). This implies that the average degree of the network is preserved if and only if  $V_a = V_r$ , i.e., if on average we have the same amount of connections and disconnections on the network. Otherwise, the mean number of connections will increase or decrease accordingly.

For what concerns the second order moment, instead, we can multiply equation (10) by  $c^2$  and integrate with respect to  $c$  to have

$$\begin{aligned}
\frac{d}{dt} E(t) &= \delta \int_{\mathcal{I}} c^2 \partial_c \left[ - \left( \frac{V_a(c+\alpha)}{m(t)+\alpha} - \frac{V_r(c+\beta)}{m(t)+\beta} \right) f(c,t) \right] dc \\
&\quad + \frac{\sigma^2}{2} \int_{\mathcal{I}} c^2 \partial_c^2 \left[ \left( \frac{V_a(c+\alpha)}{m(t)+\alpha} + \frac{V_r(c+\beta)}{m(t)+\beta} \right) f(c,t) \right] dc \\
&= 2\delta \left[ \left( \frac{V_a}{m+\alpha} - \frac{V_r}{m+\beta} \right) (E(t) - (\beta - \alpha)m(t)) \right] + \sigma^2 (V_a + V_r).
\end{aligned}$$

In particular, in the case we have conservation of the average degree, and also in absence of diffusion, i.e., we fix  $\sigma = 0$ , we have

$$\frac{d}{dt} E(t) = - \frac{V_a(\beta - \alpha)}{(m + \alpha)(m + \beta)} (E(t) - m^2),$$

which implies the vanishing of the variance and therefore the exponential convergence towards a Dirac's delta centered at the average degree of the network.

### 2.1.3 Large-time behavior

In the case  $V_a = V_r$  the mean number of connections is a conserved quantity and we can rewrite equation (10) by introducing the linear time scale

$$\tau = \frac{\delta}{(m + \alpha)(m + \beta)} t.$$

We obtain

$$\begin{aligned} \partial_\tau f(c, \tau) = \partial_c \left[ - \left( V_a(c + \alpha)(m + \beta) - V_r(c + \beta)(m + \alpha) \right) f(c, \tau) \right] \\ + \frac{\lambda}{2} \partial_c^2 \left[ \left( V_a(c + \alpha)(m + \beta) + V_r(c + \beta)(m + \alpha) \right) f(c, \tau) \right], \end{aligned} \quad (12)$$

where we define  $\lambda := \sigma^2/\delta$ . Following [3, 42], we are interested in the behavior of the steady state when  $V_a = V_r = 1$  and  $\beta = 0$ . Thus, equation (12) reduces to

$$\partial_\tau f(c, \tau) = \partial_c [\alpha(c - m)f(c, \tau)] + \frac{\lambda}{2} \partial_c^2 [(2m + \alpha)c + \alpha m] f(c, \tau), \quad (13)$$

from which we can compute the large time distribution as solution of the following differential equation

$$\alpha(c - m)f^\infty(c) + \frac{\lambda}{2} \partial_c [(2m + \alpha)c + \alpha m] f^\infty(c) = 0,$$

from which we get

$$f^\infty(c) = \mathcal{C}_{\alpha, \lambda, m} ((2m + \alpha)c + \alpha m)^{\frac{2\alpha((2m + \alpha)m + \alpha m)}{\lambda(2m + \alpha)^2} - 1} \exp\left(-\frac{2\alpha}{\lambda(2m + \alpha)}c\right), \quad (14)$$

where the following constant

$$\mathcal{C}_{\alpha, \lambda, m} = \frac{(2\lambda\alpha)^{\frac{\alpha((2m + \alpha)m + \alpha m)}{(2m + \alpha)^2}}}{\Gamma\left(\frac{2\alpha((2m + \alpha)m + \alpha m)}{\lambda(2m + \alpha)^2}, \frac{2\alpha^2 m}{\lambda(2m + \alpha)^2}\right) \lambda(2(2m + \alpha))^{\frac{4\alpha((2m + \alpha)m + \alpha m)}{\lambda(2m + \alpha)^2} - 1}} \exp\left(-\frac{2\alpha^2 m}{\lambda(2m + \alpha)^2}\right),$$

is such that  $\int_{\mathbb{R}^+} f^\infty(c) dc = 1$ .

*Remark 1.* We can observe that the equilibrium distribution (14) is a Gamma distribution. In detail, for  $\alpha \gg 1$  we get

$$f^\infty(c) = \mathcal{C}_{\infty, \lambda, m} (c + m)^{\frac{4m}{\lambda} - 1} e^{-\frac{2}{\lambda}c}.$$

On the other hand, in the regime  $\alpha \ll 1$

$$f^\infty(c) \sim \mathcal{C}_{\alpha, \lambda, m} \frac{1}{c},$$

exhibiting therefore power-law tails in the limit  $\alpha \rightarrow 0^+$ .

## 2.2 Bilinear rewiring dynamics

In this section we propose an alternate description to model (8), this time of Maxwellian type and we prove that the two models actually converge in the mean-field limit to the same Fokker–Planck equation (10).

The new approach is based on two different update schemes. The first one is

$$\begin{aligned} c' &= \left(1 - \frac{\delta V_a}{m + \alpha}\right) c - \frac{\alpha}{m} \frac{\delta V_a}{m + \alpha} c_* + \sqrt{\frac{V_a}{m + \alpha}} (c + \alpha) \eta_1, \\ c'_* &= \left(1 + \frac{\alpha}{m} \frac{\delta V_a}{m + \alpha}\right) c_* + \frac{\delta V_a}{m + \alpha} c + \sqrt{\frac{V_a}{m + \alpha}} (c_* + \alpha) \tilde{\eta}_1, \end{aligned} \quad (15)$$

where  $V_a, \delta, \alpha > 0$  are constants defined as in Section 2,  $m = m(t)$  is the mean number of connections and  $\eta_1, \tilde{\eta}_1$  are i.i.d. random variables with zero mean and finite variance  $\sigma^2$ .

The second one reads

$$\begin{aligned} c'' &= \left(1 + \frac{\delta V_r}{m + \beta}\right) c + \frac{\beta}{m} \frac{\delta V_r}{m + \beta} c_* + \sqrt{\frac{V_r}{m + \beta}} (c + \beta) \eta_2, \\ c''_* &= \left(1 - \frac{\beta}{m} \frac{\delta V_r}{m + \beta}\right) c_* - \frac{\delta V_r}{m + \beta} c + \sqrt{\frac{V_r}{m + \beta}} (c_* + \beta) \tilde{\eta}_2, \end{aligned} \quad (16)$$

where  $V_r, \beta > 0$  are constants,  $\eta_2, \tilde{\eta}_2$  are again i.i.d. random variables with zero mean and finite variance  $\sigma^2$ .

To keep the notation consistent, we say that the time evolution of  $f(c, t)$  depends on two new collisional operators, named  $Q_a^1$  and  $Q_r^1$ , such that in strong form we have

$$\partial_t f(c, t) = Q_a^1[f, f](c, t) + Q_r^1[f, f](c, t),$$

where we set

$$\begin{aligned} Q_a^1[f, f](c, t) &= \int_{\Omega^2} \int_{\mathcal{I}} \left( \mathcal{B}_a^1 \frac{1}{J_a^1} f('c, t) f('c_*, t) - \mathcal{B}_a^1 f(c, t) f(c_*, t) \right) dc_* d\eta_1 d\tilde{\eta}_1 \\ Q_r^1[f, f](c, t) &= \int_{\Omega^2} \int_{\mathcal{I}} \left( \mathcal{B}_r^1 \frac{1}{J_r^1} f(''c, t) f(''c_*, t) - \mathcal{B}_r^1 f(c, t) f(c_*, t) \right) dc_* d\eta_2 d\tilde{\eta}_2, \end{aligned}$$

where  $('c, 'c_*)$  and  $(''c, ''c_*)$  are the pre-collisional numbers of connections given by the pair  $(c, c_*)$  after the update. Moreover, we indicate with  $J_a^1$  and  $J_r^1$  the Jacobian matrices associated to the transformation  $('c, 'c_*) \rightarrow (c, c_*)$  following interaction rules (15) and (16). Finally, we consider the kernels  $\mathcal{B}_a^1$  and  $\mathcal{B}_r^1$  to be of the form

$$\begin{aligned} \mathcal{B}_a^1 &= \Theta(\eta_1) \Theta(\tilde{\eta}_1) \chi(c' > \delta) \chi(c'_* > \delta), \\ \mathcal{B}_r^1 &= \Xi(\eta_2) \Xi(\tilde{\eta}_2) \chi(c'' > \delta) \chi(c''_* > \delta), \end{aligned}$$

where  $\Theta$  and  $\Xi$  are symmetric probability densities with zero mean and variance  $\sigma^2$ .

If we consider the weak form of the model arising from the microscopic update rules (15)–(16) we obtain

$$\begin{aligned} \frac{d}{dt} \int_{\mathcal{I}} f(c, t) \phi(c) dc &= \frac{1}{2} \int_{\mathcal{I}} \int_{\mathcal{I}} \mathcal{B}_a^1 (\langle \phi(c') + \phi(c'_*) - \phi(c) - \phi(c_*) \rangle) f(c, t) f(c_*, t) dc dc_* \\ &+ \frac{1}{2} \int_{\mathcal{I}} \int_{\mathcal{I}} \mathcal{B}_r^1 (\langle \phi(c'') + \phi(c''_*) - \phi(c) - \phi(c_*) \rangle) f(c, t) f(c_*, t) dc dc_*. \end{aligned} \quad (17)$$

By replacing  $\phi(c) \equiv 1$  in equation (17) like done in Section 2, we can deduce again that the total number of connections is preserved in time. However, we face the same problem as before: we cannot easily study the evolution of the average degree of the network (or of higher order moments of  $f(c, t)$ ) because of the nonlinear indicator functions that intervene to prevent boundary violations.

If we perform the same computation steps of Section 2 on equation (17) and consider the following scaled quantities

$$\delta \rightarrow \epsilon \delta, \quad \sigma \rightarrow \sqrt{\epsilon} \sigma,$$

we can rewrite the weak form (17) as the sum of two pieces

$$\begin{aligned} \frac{d}{dt} \int_{\mathcal{I}} f_\epsilon(c, t) \phi(c) dc &= \frac{1}{\epsilon} \int_{\mathcal{I}} \int_{\mathcal{I}} \mathcal{B}_a^1(c, c_*) \langle \phi(c') - \phi(c) \rangle f_\epsilon(c, t) f_\epsilon(c_*, t) dc dc_* \\ &+ \frac{1}{\epsilon} \int_{\mathcal{I}} \int_{\mathcal{I}} \mathcal{B}_r^1(c, c_*) \langle \phi(c'') - \phi(c) \rangle f_\epsilon(c, t) f_\epsilon(c_*, t) dc dc_* \\ &= \frac{1}{\epsilon} \int_{\mathcal{I}} \int_{\mathcal{I}} \mathcal{B}_a^1(c, c_*) \langle \phi(c') - \phi(c) \rangle f_\epsilon(c, t) f_\epsilon(c_*, t) dc dc_* \\ &+ \underbrace{\frac{1}{\epsilon} \int_{\mathcal{I}} \int_{\mathcal{I}} \mathcal{B}_a^1(c, c_*) \langle (1 - \chi(c' > \delta)) \phi(c') - \phi(c) \rangle f_\epsilon(c, t) f_\epsilon(c_*, t) dc dc_*}_{R_\epsilon^a[\phi](f_\epsilon, f_\epsilon)} \\ &+ \frac{1}{\epsilon} \int_{\mathcal{I}} \int_{\mathcal{I}} \mathcal{B}_r^1(c, c_*) \langle \phi(c'') - \phi(c) \rangle f_\epsilon(c, t) f_\epsilon(c_*, t) dc dc_* \\ &+ \underbrace{\frac{1}{\epsilon} \int_{\mathcal{I}} \int_{\mathcal{I}} \mathcal{B}_r^1(c, c_*) \langle (1 - \chi(c'' > \delta)) \phi(c'') - \phi(c) \rangle f_\epsilon(c, t) f_\epsilon(c_*, t) dc dc_*}_{R_\epsilon^r[\phi](f_\epsilon, f_\epsilon)} \\ &= A_\epsilon^1[\phi](f_\epsilon, f_\epsilon) + R_\epsilon^a[\phi](f_\epsilon, f_\epsilon) + R_\epsilon^r[\phi](f_\epsilon, f_\epsilon), \end{aligned}$$

where again we highlight the explicit dependence of the kernels on the characteristic function. We proceed in the same spirit of Section 2 to show that  $R_\epsilon^a[\phi](f_\epsilon, f_\epsilon)$  and  $R_\epsilon^r[\phi](f_\epsilon, f_\epsilon)$  vanish in the limit  $\epsilon \rightarrow 0^+$ ; finally, we investigate the exact form of remaining operator.

In this case, in a fashion similar to our approach on the operator  $Q_1$  in Section 2, we can give sufficient conditions on the random variable  $\eta_2$  such that  $R_\epsilon^r[\phi](f_\epsilon, f_\epsilon) \rightarrow 0$  whenever  $\epsilon \rightarrow 0^+$ . Indeed, if we require  $|\eta_2| < \delta\sqrt{V_r}$  and  $|\tilde{\eta}_2| < \delta\sqrt{V_r}$  we have

$$\delta^3 V_r + \beta \delta^2 V_r + \delta \sqrt{V_r} (\delta + \beta) \eta_2 > 0,$$

which (recalling that  $m \geq \delta$  by definition of average) implies

$$c \left( 1 + \frac{\delta V_r}{m + \beta} \right) + \frac{\beta}{m} \frac{\delta V_r}{m + \beta} c_* + \sqrt{\frac{V_r}{m + \beta}} (c + \beta) \eta_2 > \delta,$$

i.e., using update (15),  $c' > \delta$ , or, equivalently,  $R_\epsilon^r[\phi](f_\epsilon, f_\epsilon) \rightarrow 0$  whenever  $\epsilon \ll 1$ .

Next, we investigate the term  $R_\epsilon^a[\phi](f_\epsilon, f_\epsilon)$ . This time we follow the same approach of the previous section and represent  $\eta_1$  as  $\eta_1 = \sqrt{\epsilon} Y_1$ , where again  $Y_1$  is a random variable such that  $\langle Y_1 \rangle = 0$ ,  $\langle Y_1^2 \rangle = 1$  and  $\langle Y_1^3 \rangle < +\infty$ . From update (16) we know that to have an admissible interaction we need

$$|Y_1| \leq \frac{\left( 1 - \frac{\epsilon \delta V_a}{m + \alpha} \right) c - \frac{\alpha}{m} \frac{\epsilon \delta V_a}{m + \alpha} c_*}{\epsilon \sqrt{\frac{V_a}{m + \alpha}} (c + \alpha)} =: \bar{b}_\epsilon(c)$$

Expanding in Taylor series  $\phi(c'')$  about the value  $c$  we have

$$\begin{aligned} |\phi(c'') - \phi(c)| &\lesssim |\phi'(c)| \left( \frac{\epsilon \delta V_a}{m + \alpha} \left( c + \frac{\alpha}{m} c_* \right) + \sqrt{\frac{V_a}{m + \alpha}} (c + \alpha) |Y_1| \right) \\ &+ |\phi''(c)| \left( \left( \frac{\epsilon \delta V_a}{m + \alpha} \right)^2 \left( c + \frac{\alpha}{m} c_* \right)^2 + \epsilon \frac{V_a}{m + \alpha} (c + \alpha) |Y_1|^2 \right. \\ &\quad \left. + 2\delta^2 \left( \frac{\epsilon V_a}{m + \alpha} \right)^{3/2} \left( c + \frac{\alpha}{m} c_* \right) (c + \alpha) |Y_1| \right) \\ &+ |\phi'''(c)| \left( \left( \frac{\epsilon \delta V_a}{m + \alpha} \right)^3 \left( c + \frac{\alpha}{m} c_* \right)^3 + \epsilon^3 \left( \frac{V_a}{m + \alpha} (c + \alpha) \right)^{3/2} |Y_1|^3 \right. \\ &\quad \left. + 3\delta^2 \left( \frac{\epsilon V_a}{m + \alpha} \right)^{3/2} \left( c + \frac{\alpha}{m} c_* \right)^2 \sqrt{(c + \alpha)} |Y_1| \right. \\ &\quad \left. + 3\delta \left( \frac{\epsilon V_a}{m + \alpha} \right)^2 \left( c + \frac{\alpha}{m} c_* \right) (c + \alpha) |Y_1|^2 \right). \end{aligned} \tag{18}$$

Now we proceed like we did in Section 2 and notice that the only term in estimate (18) that is both independent from  $|Y_1|$  and is not already a  $o(\epsilon)$  is  $\frac{\epsilon \delta V_a}{m + \alpha} \left( c + \frac{\alpha}{m} c_* \right)$  which can be regarded as satisfying

$$\frac{\epsilon \delta V_a}{m + \alpha} \left( c + \frac{\alpha}{m} c_* \right) \lesssim \frac{\epsilon \delta V_a}{m + \alpha}$$

since we can restrict ourselves in considering compactly supported test functions  $\phi(\cdot)$  like we did in the previous case. Then, we can apply once more Chebyshev's inequality to obtain

$$\left\langle (1 - \chi(c'' > \delta)) \frac{\epsilon \delta V_a}{m + \alpha} \right\rangle = \text{Prob}(Y_1 \geq \bar{b}_\epsilon(c)) \frac{\epsilon \delta V_a}{m + \alpha} \leq \frac{\epsilon \delta V_a}{m + \alpha} \frac{1}{\bar{b}_\epsilon(c)^2} \lesssim |Y_1| \epsilon^2.$$

This implies that we are left with the terms in estimate (18) that depend on  $|Y_1|$ . In the same fashion of Section 2, we may choose  $p \in [1, 3/n]$  and apply again Chebyshev's and Hölder inequalities on the term  $\langle |Y_1|^{np} \rangle$  for  $n = 1, 2, 3$  to obtain

$$\langle (1 - \chi(c'' > \delta)) |Y_1| \rangle \lesssim \langle |Y_1|^3 \rangle^{1/3} \epsilon^{3/2} = o(\epsilon),$$

since we are supposing that  $|\langle Y_1^3 \rangle|$  is bounded.

This way we proved that every term in estimate (18) is a  $o(\epsilon)$  and therefore  $|R_\epsilon^a[\phi](f_\epsilon, f_\epsilon)| \rightarrow 0$  in the limit  $\epsilon \rightarrow 0^+$ , as desired.

We proceed as in the previous section and take  $\epsilon \ll 1$ , so we can expand in Taylor's series the difference  $\phi(c') - \phi(c)$  as

$$\phi(c') - \phi(c) = \phi'(c)(c' - c) + \frac{1}{2}\phi''(c)(c' - c)^2 + \frac{1}{6}\phi'''(\tilde{c})(c' - c)^3,$$

where  $\tilde{c} \in (\min\{c', c\}, \max\{c', c\})$ . Then, if we replace this expansion in the weak form (17) of the model, while considering the scaling  $t \rightarrow t/\epsilon$ , we get

$$\begin{aligned} \frac{d}{dt} \int_{\mathbb{R}_+} f(c, t) \phi(c) dc &= \int_{\mathbb{R}_+} \left[ -\frac{\delta V_a}{m + \alpha} \phi'(c) \left( c + \frac{\alpha}{m} \right) + \frac{\sigma^2}{2} \phi''(c) \left( \frac{V_a(c + \alpha)}{m + \alpha} \right) \right] f(c_*, t) f(c, t) dc_* dc \\ &\quad \int_{\mathbb{R}_+} \left[ \frac{\delta V_r}{m + \beta} \phi'(c) \left( c + \frac{\beta}{m} \right) + \frac{\sigma^2}{2} \phi''(c) \left( \frac{V_r(c + \beta)}{m + \beta} \right) \right] f(c_*, t) f(c, t) dc_* dc \end{aligned}$$

Integrating back by parts, the equation translates precisely into the Fokker–Planck equation (10)

$$\partial_t f(c, t) = \delta \partial_c \left[ -\left( \frac{V_a(c + \alpha)}{m(t) + \alpha} - \frac{V_r(c + \beta)}{m(t) + \beta} \right) f(c, t) \right] + \frac{\sigma^2}{2} \partial_c^2 \left[ \left( \frac{V_a(c + \alpha)}{m(t) + \alpha} + \frac{V_r(c + \beta)}{m(t) + \beta} \right) f(c, t) \right],$$

which needs again to be complemented with the same no-flux boundary conditions (11)

$$\begin{aligned} -\delta \left( \frac{V_a(c + \alpha)}{m(t) + \alpha} - \frac{V_r(c + \beta)}{m(t) + \beta} \right) f(c, t) + \frac{\sigma^2}{2} \partial_c \left[ \left( \frac{V_a(c + \alpha)}{m(t) + \alpha} + \frac{V_r(c + \beta)}{m(t) + \beta} \right) f(c, t) \right] \Big|_{c=0} &= 0, \\ \partial_c \left[ \left( \frac{V_a(c + \alpha)}{m(t) + \alpha} + \frac{V_r(c + \beta)}{m(t) + \beta} \right) f(c, t) \right] \Big|_{c=0} &= 0. \end{aligned}$$

Now that we have shown that both a linear kinetic rewiring process and a bilinear model originate the same mean-field limit in the form of the Fokker–Planck equation (10). Hence, in the mean field limit, the equation of the main moments in Section 2.1.2 is consistent in both the considered modelling approaches.

### 2.3 Consistency with the master equation of the rewiring algorithm

Let us consider the following one-dimensional Fokker–Planck equation

$$\partial_t u(c, t) = \partial_c [A(c, t)u(c, t)] + \partial_c^2 [D(c, t)u(c, t)] \quad (19)$$

with general drift and diffusion coefficients  $A(c, t)$  and  $D(c, t)$  and let us discretize it using grid steps  $\Delta c, \Delta t > 0$  using the schemes

$$\begin{aligned} \partial_t u &= \frac{u_i^{n+1} - u_i^n}{\Delta t}, \\ \partial_c [Au] &= \frac{A_{i+1}^n u_{i+1}^n - A_{i-1}^n u_{i-1}^n}{2\Delta c}, \\ \partial_c^2 [Du] &= \frac{D_{i+1}^n u_{i+1}^n - 2D_i^n u_i^n + D_{i-1}^n u_{i-1}^n}{(\Delta c)^2}. \end{aligned}$$

We obtain

$$\frac{u_i^{n+1} - u_i^n}{\Delta t} = \frac{A_{i+1}^n u_{i+1}^n - A_{i-1}^n u_{i-1}^n}{2\Delta c} + \frac{D_{i+1}^n u_{i+1}^n - 2D_i^n u_i^n + D_{i-1}^n u_{i-1}^n}{(\Delta c)^2}, \quad (20)$$

where  $u_i^n = u(c_0 + i\Delta c, t_0 + n\Delta t)$ . We have that equation (19) corresponds to equation (10) with

$$\begin{aligned} u(c, t) &= f(c, t) \\ A(c, t) &= -\delta \left( \frac{V_a(c + \alpha)}{m(t) + \alpha} - \frac{V_r(c + \beta)}{m(t) + \beta} \right) \\ D(c, t) &= \frac{\sigma^2}{2} \left( \frac{V_a(c + \alpha)}{m(t) + \alpha} + \frac{V_r(c + \beta)}{m(t) + \beta} \right). \end{aligned}$$



Replacing those terms in equation (20) and choosing  $\Delta c = \delta = \sigma = 1$  and with  $c \in \{1, 2, \dots, c_{\max}\}$ , we obtain exactly the master equation (1), as desired.

To further support this derivation, we report in Figure 1 the results of simulating the discretized equation (20): it shows the convergence of the large-time behavior of the numerical solution to the steady states computed in (2)–(3) for large and small values of the parameter  $\alpha$ . We considered as initial datum a Dirac's Delta function centered at the initial average degree  $m = 30$ , with discretization steps  $\Delta c = 1$  and  $\Delta t = 10^{-4}$ .

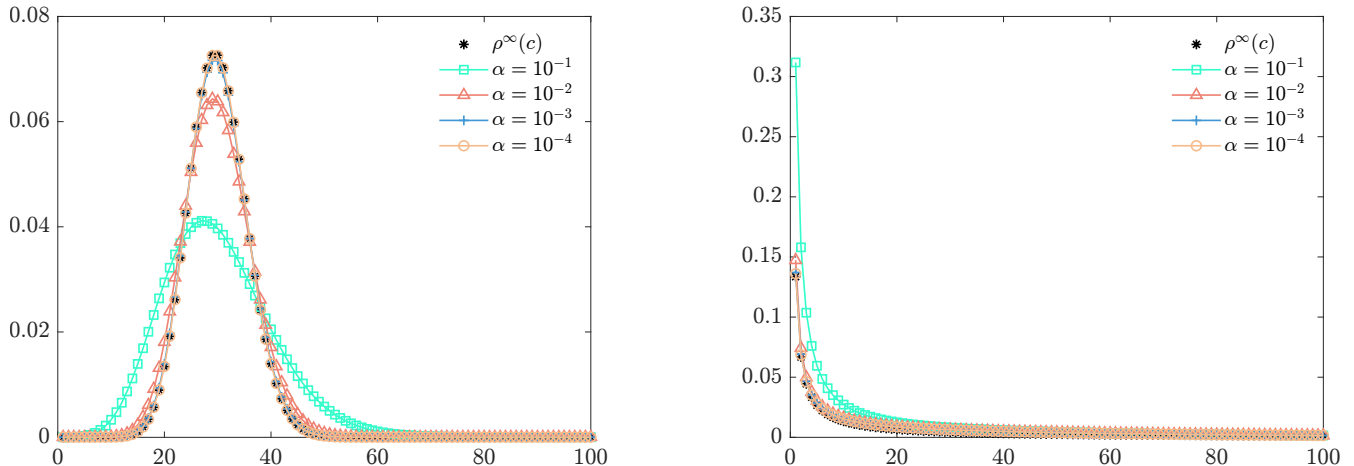


Figure 1: Comparison of the large time-behavior of the discretization (20) of equation (19) with the approximations given by (2) and (3). In both cases we fixed  $V_a = V_r = 1$ ,  $\beta = 0$ ,  $m = 30$  and  $c_{\max} = 1000$ . On the left, convergence toward the Poisson distribution  $\text{Pois}(m)$  for large values of  $\alpha$ . On the right, convergence toward the power-law distribution (3) for small values of  $\alpha$ .

Equation (8) is not the only one that can generate the mean-field limit (10). Model (8) is of non-Maxwellian type, i.e., the frequency of interactions between nodes is weighted by a function of their degrees, while the update is constant. On the other hand, we can consider a model in which the frequency of interactions is constant, while the update consists of a (nonlinear) function of their degrees. This is known as a Maxwellian model.

### 3 Trends to equilibrium for the Fokker-Planck rewiring equation

The obtain mean-field equation (10) may be rewritten in a simplified form as follows

$$\partial_t f(c, t) = A \partial_c [(c - \mu) f(c, t)] + \partial_c^2 [(Bc + C) f(c, t)], \quad (21)$$

where

$$\begin{aligned} A &= V_a(m + \beta) - V_r(m + \alpha), & B &= V_a(m + \beta) + V_r(m + \alpha), \\ C &= \alpha V_a(m + \beta) + \beta V_r(m + \alpha), & \mu &= -\frac{\alpha V_a(m + \beta) + \beta V_r(m + \alpha)}{V_a(m + \beta) - V_r(m + \alpha)}. \end{aligned} \quad (22)$$

coupled to the following no-flux boundary conditions

$$\begin{aligned} A(c - \mu) f(c, t) + \partial_c [(Bc + C) f(c, t)] \Big|_{c=0} &= 0, \\ \partial_c [(Bc + C) f(c, t)] \Big|_{c=0} &= 0 \end{aligned}$$

Next, we investigate the trend to equilibrium of solutions of (21). In doing so, we are interested in the evolution in time of its Shannon entropy relative to the steady-state density  $f^\infty(c)$  defined in (14).

Following [22], given two densities  $f(c, t)$ ,  $g(c)$ ,  $c \in \mathbb{R}_+$  we can define the Shannon entropy as follows

$$H(f | f^\infty)(t) = \int_{\mathbb{R}_+} f(c, t) \log \frac{f(c, t)}{f^\infty(c)} dc.$$

We observe that  $H(f | f^\infty) \geq 0$  and  $H(f | f^\infty) = 0$  if and only if  $f(x) = f^\infty(x)$ . Hence, to prove the convergence towards the equilibrium density we can typically observe that, if  $f(c, t)$  solution to (21) is sufficiently regular

$$\frac{d}{dt} H(f | f^\infty)(t) = \int_{\mathbb{R}_+} \left( 1 + \log \frac{f(c, t)}{f^\infty(c)} \right) \partial_t f(c, t) dc = -I_H(f | f^\infty)(t), \quad (23)$$

being  $I_H(\cdot | \cdot)$  the Fisher information. Following Theorem 7 in [22] we can further prove that the entropy production term is given by

$$I_H(f | f^\infty)(t) = 4 \int_{\mathbb{R}_+} (Bc + C) f^\infty(c) \left( \partial_c \sqrt{\frac{f(c, t)}{f^\infty(c)}} \right)^2 dc,$$

which guarantees a monotone decay of the entropy.

Next, if we define the Hellinger distance between two densities  $f(c, t)$ ,  $f^\infty(c)$  as follows

$$d_H^2(f, f^\infty) = \int_{\mathbb{R}_+} \left( \sqrt{f(c, t)} - \sqrt{f^\infty(c)} \right)^2 dc.$$

If  $f(c, t) \geq 0$  is solution to (21), the evolution of the Hellinger distance can be obtained from Theorem 7 of [22] and reads

$$\frac{d}{dt} d_H^2(f | f^\infty) = -8 \int_{\mathbb{R}_+} (Bc + C) f^\infty(c) \left( \partial_c \sqrt{\frac{f(c, t)}{f^\infty(c)}} \right)^2 \leq 0, \quad (24)$$

which provides monotone decay of  $d_H^2$ . From the Cauchy-Schwarz inequality we can also bound the introduced distance as follows

$$d_H^2(f | f^\infty) \leq 2 \left( 1 - \left( \int_{\mathbb{R}_+} \sqrt{f(c, t) f^\infty(c)} dc \right)^2 \right). \quad (25)$$

Following [22] we can prove that a weighted Poincaré inequality is available, from which we get

$$I_H(f | f^\infty) \geq 4 \left( 1 - \left( \int_{\mathbb{R}_+} \sqrt{f(c, t) f^\infty(c)} dc \right)^2 \right), \quad (26)$$

Hence, coupling (25) with (26) we get

$$I_H(f | f^\infty) \geq 2d_H^2(f | f^\infty). \quad (27)$$

Inequality (27) coupled with (23) allows to conclude that

$$\frac{d}{dt} H(f | f^\infty) \leq -2d_H^2(f | f^\infty).$$

Hence, after time integration we get

$$2 \int_0^t d_H^2(s) ds < H(f | f^\infty)(0),$$

and therefore  $d_H^2 \in L^1([0, +\infty])$  and from (24) is monotonically decreasing. Finally, we get that  $d_H^2(f | f^\infty)$  is  $o(t^{-1})$  which provides at least algebraic decay towards the steady state. It is worth to notice that the convergence of  $d_H$  implies the convergence in  $L^1(\mathbb{R}_+)$  since from the Cauchy-Schwartz inequality we have

$$\int_{\mathbb{R}_+} |f(c, t) - f^\infty(c)| dc \leq 2d_H(f | f^\infty).$$

We can actually achieve far better convergence rate, provided log-Sobolev inequality is available for the Fokker-Planck equation of interest.

### 3.1 Log–Sobolev inequalities for Fokker–Planck rewiring equation

The idea is to follow [5, 22, 37] and leverage log-Sobolev inequalities arising from Fokker–Planck type equations with general drift coefficient but constant diffusion. Indeed, it is known ([29]) that the Shannon entropy of the solution relative to the steady state can be bounded by the unitary Fisher information, provided that the potential associated to the drift coefficient of the Fokker–Planck type equation is uniformly convex. In other words, if we have the following equation

$$\partial_t h(x, t) = \partial_x^2 h(x, t) + \partial_x(a'(x)h(x, t)), \quad x \in \mathbb{R}_+,$$

and such that the potential  $a(x)$  satisfy

$$h^\infty(x) = Ce^{-a(x)},$$

for a suitable normalizing constant  $C > 0$ , and at the same time we have

$$a''(x) \geq \rho > 0,$$

then the following log-Sobolev-type inequality holds

$$H(h | h^\infty) \leq \frac{1}{2\rho} I_H(h | h^\infty).$$

Such bound, coupled with inequality (23), allows to obtain a Gronwall-type inequality for the derivative of the Shannon relative entropy of the solution, proving thus exponential convergence to equilibrium density. Therefore, our goal is to work with a Fokker–Planck type equation with constant diffusion related to our affine equation (21) such that they are of equivalent form and such that the resulting potential for the drift term of this new equation is also uniformly convex.

We start by introducing the adjoint equation to (21): in particular, we consider the function  $F(x, t) := f(c, t)/f^\infty(c)$  which is solution to

$$\partial_t F(c, t) = -A(c - \mu)\partial_c F(c, t) + (Bc + C)\partial_c^2 F(c, t). \quad (28)$$

Now we introduce a change of variable, see [21, 22], with the aim to obtain an equation with constant diffusion. To this end, we may consider the following change of variables

$$y(c) := \frac{2\sqrt{Bc + C}}{B}, \quad c(y) = \frac{B^2 y^2 - 4C}{4B}, \quad B > 0, \quad (29)$$

and its associate distribution  $G(y, t)$ , which we impose to satisfy  $G(y, t) = F(x, t)$ . Hence, we compute

$$\begin{aligned} \partial_c F(c, t) &= \frac{\partial G(y, t)}{\partial y} \frac{dy(c)}{dc} = \partial_y G(y, t) \frac{1}{\sqrt{Bc + C}}, \\ \partial_c^2 F(c, t) &= \partial_c(\partial_c F(c, t)) = \partial_y^2 G(y, t) \frac{1}{Bc + C} - \partial_y G(y, t) \frac{B}{2(Bc + C)^{3/2}}, \end{aligned}$$

Plugging the obtained terms into equation (28) we obtain

$$\partial_t G(y, t) = -\frac{2A(c - \mu) + B}{2\sqrt{Bc + C}} \partial_y G(y, t) + \partial_y^2 G(y, t),$$

or equivalently

$$\partial_t G(y, t) = -\frac{2A(B^2 y^2 - 4C - 4B\mu) + 4B^2}{4B^2 y} \partial_y G(y, t) + \partial_y^2 G(y, t). \quad (30)$$

Equation (30) can then be rewritten in the form

$$\partial_t G(y, t) = \partial_y(-W'G(y, t) + \partial_y G(y, t)), \quad (31)$$

where  $W'$  is the associated potential

$$W' := \frac{A}{2}y - \frac{2AC + B(2A\mu - B)}{B^2 y}.$$

*Remark 2.* The change of variable (29) implies that  $y(c)$  belongs to the ray  $[2\sqrt{C}/B, +\infty)$ , so that the steady state of equation (31)  $g_\infty(y) = K \exp(-W(y))$ , up to a suitable multiplicative positive constant  $K$ , is defined on the complete manifold  $[2\sqrt{C}/B, +\infty)$ .

Now, in order to leverage the argument of Bakry and Emery [5] we need to prove that the potential  $W$  is strictly convex. If we differentiate again the function  $W$  with respect to  $y$  we have

$$W'' = \frac{A}{2} + \frac{2AC + B(2A\mu - B)}{B^2} \frac{1}{y^2}. \quad (32)$$

The minimum of  $W''$  depends on the fraction on the right of (32), which in turn depends on the quantity  $2\sqrt{C}/B$ , that is the minimum value attainable by  $y$ . If we study the sign of the numerator on the right in (32), in order for it to be non-negative we obtain the following condition on  $A$

$$A \geq \frac{1}{2} \frac{B^2}{B\mu + C}. \quad (33)$$

If the condition (33) holds, then the potential  $W(y)$  is strictly convex with constant  $\kappa = A/2$ , attained in the limit for vanishing values of  $y$ .

Recalling the parameters in (22), the potential is strictly convex if  $\alpha$  is such that

$$\alpha \geq \bar{\alpha} := \frac{2m(\lambda - 2m + 2\sqrt{\lambda m + m^2})}{8m - \lambda} > 0, \quad (34)$$

since we are considering that  $m > \lambda$ . Therefore, in all the regimes where (34) holds, the following log-Sobolev inequality holds

$$H(f | f^\infty) \leq \frac{4}{\alpha} I_H(f | f^\infty),$$

from which we get

$$\frac{d}{dt} H(f | f^\infty) \leq -\frac{\alpha}{4} H(f | f^\infty).$$

and from the Gronwall inequality

$$H(f | f^\infty) \leq e^{-\frac{\alpha}{4}t} H(f | f^\infty)(0)$$

The previous considerations allow us to conclude that the solution to our mean-field model (10) converges exponentially to its equilibrium density provided that (34) holds.

## 4 Numerical results

In this section we present several numerical tests to complement the theoretical findings we described in the previous parts of the manuscript. We start by showing that the both the Maxwellian and the non-Maxwellian, Boltzmann-type models (8)–(17) are consistent with the mean-field limit (10) for values of the scaling parameter  $\epsilon$  small enough and for various values of the parameter  $\alpha$ . This is done resorting to the direct simulation Monte-Carlo method (DSMC) where we leverage the Nanbu-Babovsky algorithm to simulate both the model with and without interaction kernel and comparing the numerical solutions obtained for large times with the analytical steady states (14). Next, we look at the different transients originated by the Maxwellian and the non-Maxwellian case, i.e., we show the evolution in time of the numerical distributions for various values for  $\epsilon$  and  $\alpha$ . Finally, we compute the evolution in time of the Shannon entropy of the numerical solution relative to the analytical steady state, in order to investigate its decay for the same values of the parameter  $\alpha$ , all consistent with the bound (34) which implies exponential convergence toward equilibrium. This is done within a deterministic setting, leveraging an asymptotic-preserving numerical scheme capable of simulate the density  $f(c, t)$  with arbitrary precision. The results are then compared among them to highlight the role of the parameter  $\alpha$  in the decay rate.

## Test 1: Consistency of the mean-field limit

For this test we leverage direct simulation Monte Carlo methods for the Boltzmann equation; we refer to [30, 31] and references therein for further details. In particular, we focus on model (8), whose implementation is more challenging due to the presence of a non-constant interaction kernel.

We start describing our method by rewriting its strong form (6) as a sum of gain and loss parts:

$$\begin{aligned} \partial_t f(c, t) &= \int_{\Omega^2} \int_{\mathcal{I}} \left( {}'\mathcal{B}_a \frac{1}{J_a} f('c, t) f('c_*, t) - \mathcal{B}_a f('c, t) f('c_*, t) \right) dc_* \eta_a \tilde{\eta}_a \\ &+ \int_{\Omega^2} \int_{\mathcal{I}} \left( {}''\mathcal{B}_r \frac{1}{J_r} f(''c, t) f(''c_*, t) - \mathcal{B}_r f(''c, t) f(''c_*, t) \right) dc_* \eta_r \tilde{\eta}_r, \end{aligned}$$

We indicate with  $Q_a^\Sigma$  and  $Q_r^\Sigma$  the operators obtained replacing the interaction kernels  $\mathcal{B}_a(c, c_*)$  and  $\mathcal{B}_r(c, c_*)$  with their approximated versions  $\mathcal{B}_a^\Sigma(c, c_*)$  and  $\mathcal{B}_r^\Sigma(c, c_*)$  given by

$$\mathcal{B}_i^\Sigma(c, c_*) := \min\{\mathcal{B}_i(c, c_*), \Sigma\}, \quad i \in \{a, r\},$$

where  $\Sigma$  is an upper bound for  $\mathcal{B}_i(c, c_*)$  over  $\mathcal{I}^2$ . If we now highlight the gain and loss parts of  $Q_a^\Sigma$  and  $Q_r^\Sigma$ , we have

$$\begin{aligned} \partial_t f(c, t) &= \left[ Q_a^{\Sigma+}(f, f) + f(c, t) \left\langle \int (\Sigma - \mathcal{B}^\Sigma(c, c_*)) f(c_*, t) dc_* \right\rangle - \Sigma f(c, t) \right] \\ &+ \left[ Q_r^{\Sigma+}(f, f) + f(c, t) \left\langle \int (\Sigma - \mathcal{B}^\Sigma(c, c_*)) f(c_*, t) dc_* \right\rangle - \Sigma f(c, t) \right], \end{aligned}$$

where we define

$$\begin{aligned} Q_a^{\Sigma+} &:= \left\langle \int \mathcal{B}^\Sigma(c, c_*) \left( \frac{1}{J_a} f('c, t) f('c_*, t) \right) dc_* \right\rangle, \\ Q_r^{\Sigma+} &:= \left\langle \int \mathcal{B}^\Sigma(c, c_*) \left( \frac{1}{J_r} f(''c, t) f(''c_*, t) \right) dc_* \right\rangle. \end{aligned}$$

Then, we discretize the time interval  $[0, T]$  with time step  $\Delta t > 0$  and denote as  $f^n(c)$  the time approximation  $f(c, n\Delta t)$  to consider the forward-Euler-type scheme

$$f^{n+1} = (1 - \Sigma \Delta t) f^n + \Sigma \Delta t \frac{\mathcal{S}(f^n, f^n)}{\Sigma},$$

where we define

$$\begin{aligned} \mathcal{S}(f, f) &:= \left[ Q_a^{\Sigma+}(f, f) + f(c, t) \left\langle \int (\Sigma - \mathcal{B}^\Sigma(c, c_*)) f(c_*, t) dc_* \right\rangle - \Sigma f(c, t) \right] \\ &+ \left[ Q_r^{\Sigma+}(f, f) + f(c, t) \left\langle \int (\Sigma - \mathcal{B}^\Sigma(c, c_*)) f(c_*, t) dc_* \right\rangle - \Sigma f(c, t) \right]. \end{aligned}$$

We remark that under the condition  $\Sigma \Delta t \leq 1$ ,  $f^{n+1}$  is well-defined as a probability density.

All the simulations performed for this test were carried out using  $N = 10^5$  nodes, setting  $V_a = V_r = 1$ ,  $\beta = 0$ ,  $\delta = \epsilon$  and  $\sigma^2 = \sqrt{\delta/10}$ . The initial datum is distributed uniformly on the interval  $[7, 13]$ , i.e.,

$$f(c, 0) = \frac{1}{2} \chi(c \in [7, 13]),$$

and the scaling parameter  $\epsilon$  is set equal to  $10^{-1}$ ,  $10^{-2}$  and  $10^{-3}$ , while for the parameter  $\alpha$  we choose values equal to 100, 1 and 0.04, where we remark that for our choice of parameters, the value of the threshold  $\bar{\alpha}$  in estimate (34) is  $\bar{\alpha} \approx 0.05000123810$ .

In Figure 2 we report the comparison between the numerically approximated density  $f(c, T_\alpha)$  at different final times  $T_\alpha$  and the analytical solution for the steady state (14) of the surrogate model (10). We see that as the scaling parameter  $\epsilon$  approaches zero, the large-time density approximates with ever increasing accuracy the theoretical solution, implying the consistency of the mean-field approximation of the Boltzmann-type model.

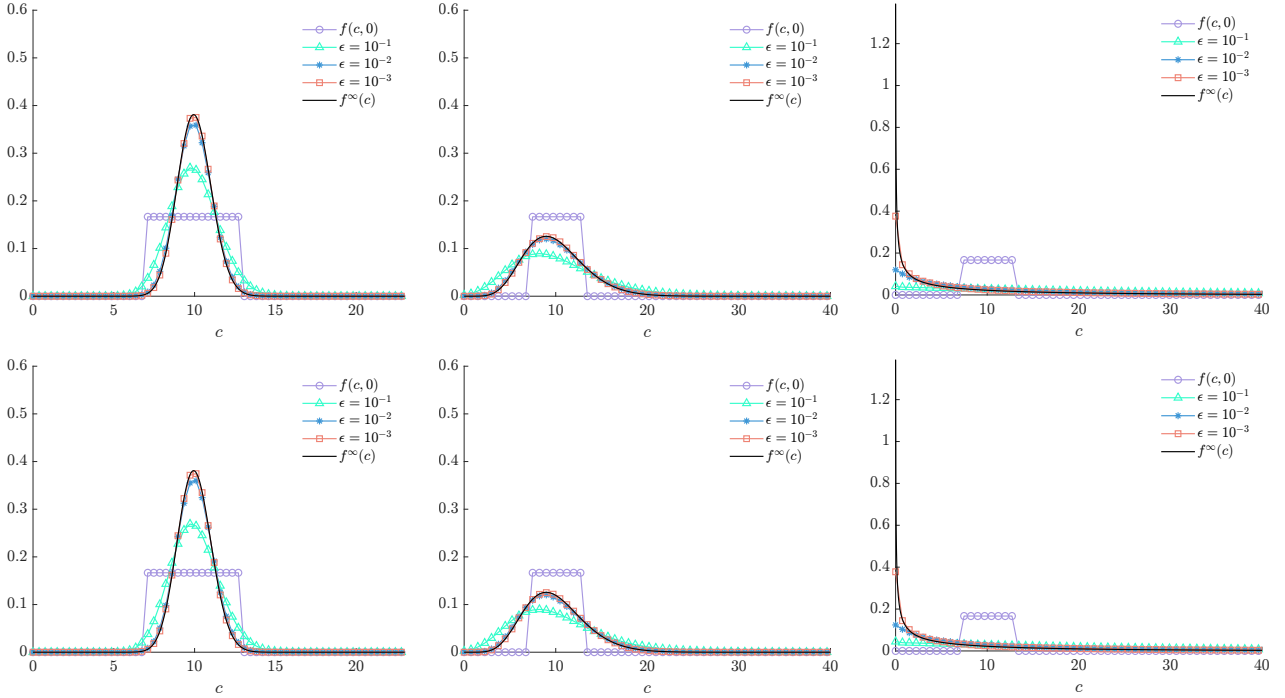


Figure 2: Consistency of the mean-field approximation: the top (respectively, bottom) row shows the direct Monte Carlo simulations of the Boltzmann-type model (17) (respectively, model (8) for various values of  $\alpha$ : 100, 1, and 0.04, from left to right. We can see that in the limit for  $\epsilon \rightarrow 0^+$  the steady state of the surrogate Fokker–Planck model is approximated accurately by the simulations of the particle models.

## Test 2: rate of convergence toward equilibrium

In this test we leverage a deterministic numerical scheme of high accuracy in order to compute the approximate evolution in time of the Shannon relative entropy of the solution to the mean-field model (10). We refer to the same model parameters and settings as in the previous simulations. We report in Figure 3 the results in semi-log scale: we see that the parameter  $\alpha$  strongly influences the speed of convergence, which gets lower as  $\alpha$  decreases. In particular, when  $\alpha \geq \bar{\alpha}$  the results confirm the exponential decay of the relative entropy to zero, implying exponential relaxation toward equilibrium, while when  $\alpha = 0.04 < \bar{\alpha}$  the decay slows down at a sub-exponential rate.

We conclude this test by describing the structure-preserving numerical scheme employed in the simulation showcased in Figure 3.

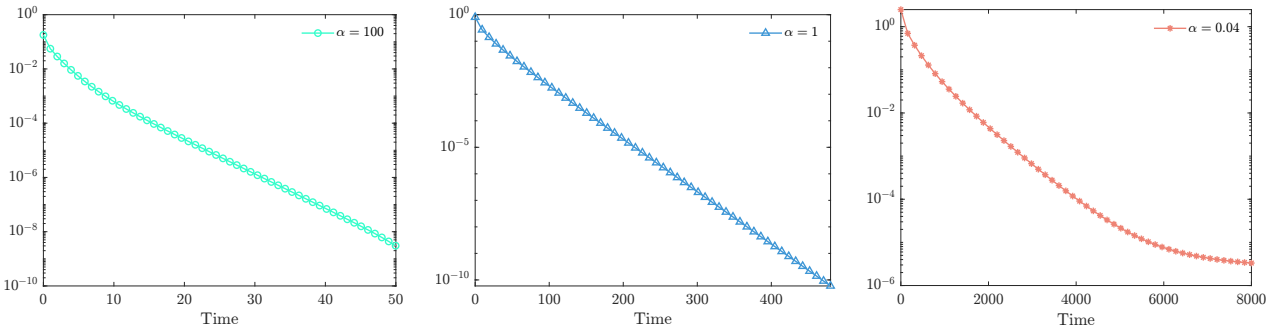


Figure 3: Exponential convergence of the relative entropy for various values of  $\alpha$ : 100, 1 and 0.04, from left to right in semi-logarithmic scale. We can see that a decrease in the value of  $\alpha$  implies a significantly lower convergence rate, until the loss of the exponential decay.

The scheme [32] has been devised to preserve features of the solution (such as its vior, i.e., asymptotic preservation) to equations of the form

$$\begin{cases} \partial_t f(x, t) = \nabla_x \cdot [\mathcal{B}[f](x, t)f(x, t) + \nabla_x(D(x)f(x, t))], & x \in \mathbb{R}^d, \\ f(x, 0) = f_0(x). \end{cases} \quad (35)$$

We start by rewriting equation (10) as

$$\partial_\tau f(c, \tau) = \partial_c \mathcal{F}[f](c, \tau),$$

where  $\mathcal{F}[\cdot]$  is the Fokker–Planck flux operator

$$\mathcal{F}[f](c, \tau) = \alpha \partial_c [(c - m)f(c, \tau)] + \frac{\lambda}{2} \partial_c^2 [((2m + \alpha)c + \alpha m)f(c, \tau)],$$

where we applied the settings for the reduced Fokker–Planck equation (13). If we set  $(x, c) = (c, \tau) \in \mathbb{R}_+ \times \mathbb{R}_+$  and

$$\begin{aligned} \mathcal{B}[f](c, \tau) &= \alpha [(c - m)f(c, \tau)], \\ D(c) &= \frac{\lambda}{2} [((2m + \alpha)c + \alpha m)], \end{aligned}$$

we see that our mean-field equation (13) can be rewritten within the more general framework of equation (35). Next we consider a spatially-uniform grid  $c_i \in \mathcal{I}$ , such that  $c_{i+1} - c_i = \Delta c$ , and if denote  $c_{i\pm 2} = c_i \pm \Delta c/2$ , we have that the discretization of (13) can be obtained by [32]

$$\frac{\partial f(c, \tau)}{\partial \tau} = \frac{\mathcal{F}_{i+1/2}(t) - \mathcal{F}_{i-1/2}(t)}{\Delta c},$$

where

$$\begin{aligned} \mathcal{F}_{i+1/2} &= \mathcal{C}_{i+1/2} \tilde{f}_{i+1/2} + D_{i+1/2} \frac{f_{i+1} - f_i}{\Delta c}, \\ \mathcal{C}_{i+1/2} &= \frac{D_{i+1/2}}{\Delta c} \int_{c_i}^{c_{i+1}} \frac{\mathcal{B}[f](c, \tau) + \partial_c D(c)}{D(c)} dc, \\ \tilde{f}_{i+1/2} &= (1 - \delta_{i+1/2}) f_{i+1} + \delta_{i+1/2} f_i, \\ \delta_{i+1/2} &= \frac{1}{\lambda_{i+1/2}} + \frac{1}{1 - \exp(\lambda_{i+1/2})}, \\ \lambda_{i+1/2} &= \int_{c_i}^{c_{i+1}} \frac{\mathcal{B}[f](c, \tau) + \partial_c D(c)}{D(c)} dc. \end{aligned}$$

Integration with respect to number of connections variable  $c$  was performed with a sixth-order quadrature rule over a grid on  $N_p = 801$  points on the interval  $[0, 40]$ , where we imposed no-flux conditions on the left and the quasi-stationary conditions on the right

$$\frac{f_{N+1}(t)}{f_N(\tau)} = \exp \left\{ \int_{c_N}^{c_{N+1}} \frac{\mathcal{B}[f](c, t) + \partial_c D(c)}{D(x)} dc \right\}.$$

On the other hand, time integration was performed using an explicit 4<sup>th</sup>-order Runge-Kutta method, with parabolic condition  $\Delta \tau = (\Delta c)^2/2$  to ensure the nonnegativity of the solution.

### Test 3: Sampling networks from the model

In this test we show how the continuous models (8)–(17) can be leveraged to obtain simple networks. The test is carried out as follows: we fix a value for the parameter  $\alpha$  and we perform a DSMC simulation of model (17) with  $N = 10^5$  particles until convergence to the steady state. Then, we sample from the resulting set of  $N$  values a subset of  $n = 10^5$  values uniformly: this subset contains  $n$  continuous values of



nodes' degrees. In order to construct a simple (i.e., unweighted) network we need to transform this subset of  $n$  continuous values in a sequence of discrete numbers. To this end, we round the values stochastically under the following rule

$$\llbracket x \rrbracket := \begin{cases} \lfloor x \rfloor & \text{with probability } \lceil x \rceil - x, \\ \lceil x \rceil & \text{with probability } x - \lfloor x \rfloor, \end{cases}$$

to obtain a degree sequence  $S$ , removing possible isolated nodes to ensure global connectedness.

The final step is to build a realization of a network with the prescribed degree sequence  $S$ . We use the configuration model (see e.g., [26] and references therein for an exposition on the model): it gives us a realization of a multigraph with degree sequence  $S$ . The last step is consider the associate simple graph, obtained by removing self-loops and parallel edges.

We use the network analysis and visualization software Gephi [11] to display the results: in particular we opt for a radial axis layout, where each node is gathered by its degree. We report the results in Figures 4–5.

The initial conditions and parameters are the exact same of Test 1: we report one sample for every value of  $\alpha = 100, 1$  and  $0.04$ , while we also display one sample for the initial datum. The radial axis layout is useful to show the degree sequence of the network graphically: both the color temperature and radius of each node in the graph are linearly proportional to its degree (the higher the degree, the greater the radius and the hotter the color temperature). Each network realization is also paired to the reconstruction of the associated degree sequence, which is itself compared to the analytical steady state: for all values of  $\alpha$ , the sampled network exhibit a degree sequence that accurately matches the predicted distribution  $f^\infty(c)$ .

## 5 Conclusions

In this work, we examine the formation of degree distributions in non-growing networks generated by a rewiring algorithm, using the framework of kinetic Boltzmann-type models. Our approach connects the microscopic dynamics of agent-based models to mean-field representations through the derivation of a Fokker-Planck-type partial differential equation (PDE). This PDE, with an affine diffusion coefficient, aligns with known master equations from discrete rewiring processes. The results offer a comprehensive framework to describe the evolution of both random and preferential attachment networks, capturing key features of scale-free behavior.

In particular, we showcased how the preferential attachment mechanism, a critical aspect of many real-world networks, can emerge naturally from a kinetic approach. By analyzing the limiting behavior of the Fokker-Planck equation, we verified that the steady-state solutions recover well-known degree distributions, such as the Poisson distribution for random graphs and the power-law distribution for scale-free networks. These results provide a robust mathematical foundation to better understand the structure of networks that do not grow in size but undergo continuous rewiring.

Furthermore, we investigated the convergence properties of the derived Fokker-Planck equation towards equilibrium. Through entropy dissipation techniques, we identified a phase transition based on the preferential attachment parameter. This transition delineates different regimes for the rate of convergence, either exponential or algebraic, depending on network characteristics. This finding enriches the understanding of the long-term behavior of non-growing networks and offers insights into how the underlying dynamics influence their stability and structure.

Future research could explore more generalized settings, such as dynamic or time-varying networks, and examine the impact of more intricate rewiring algorithms. Additionally, the framework presented here opens up possibilities for further theoretical developments in the study of non-constant diffusion processes and their applications to large-scale network phenomena.

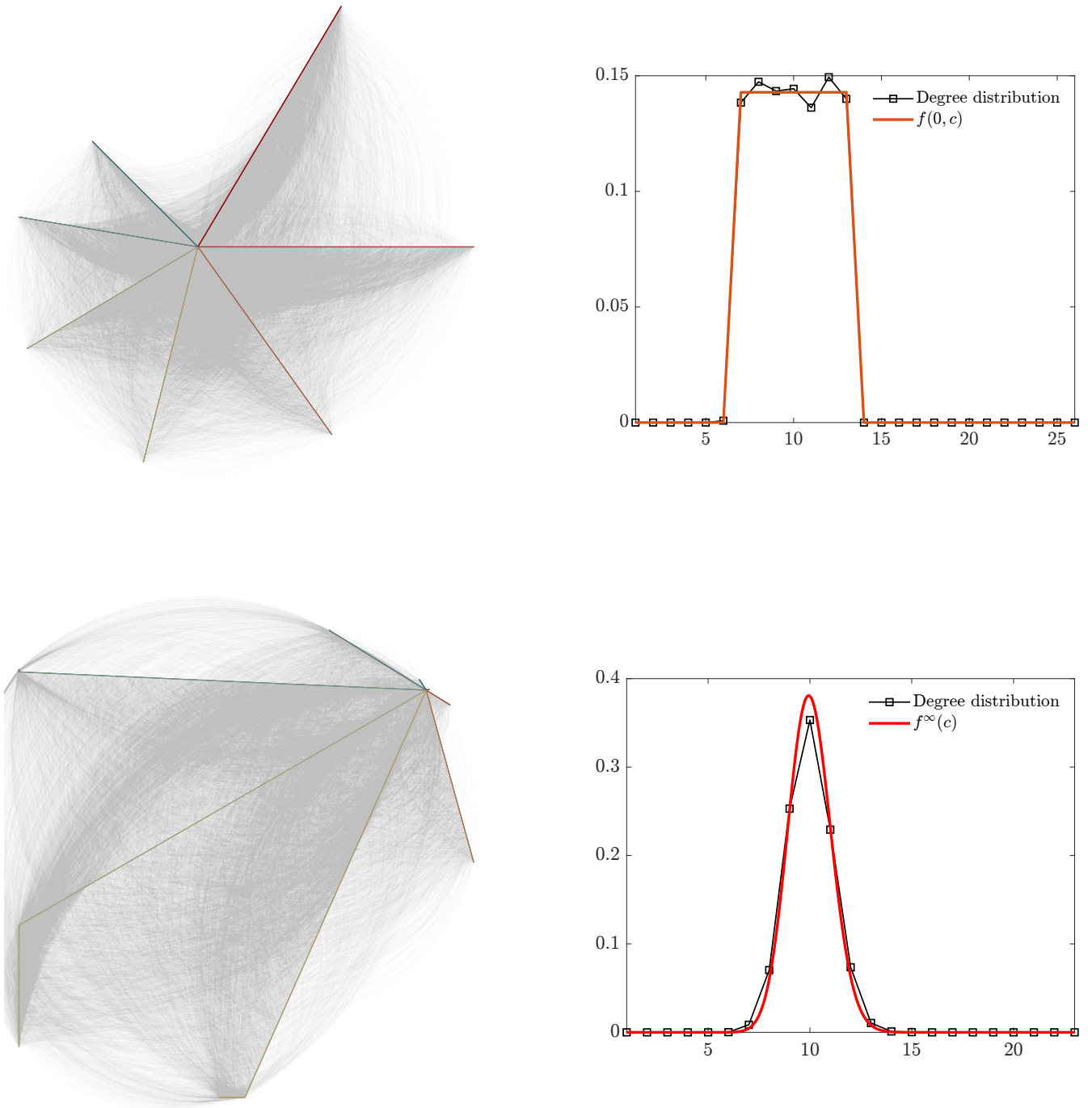


Figure 4: Network realization and associated degree sequence. Top row: initial datum. Bottom row:  $10^5$ -nodes sample from the steady state for model (17) and  $\alpha = 100$ . The length of each axis in the network layout on the left column is proportional to the number of nodes sharing the same degree in the network. We see accordance between the sample degree sequence and its predicted distribution.

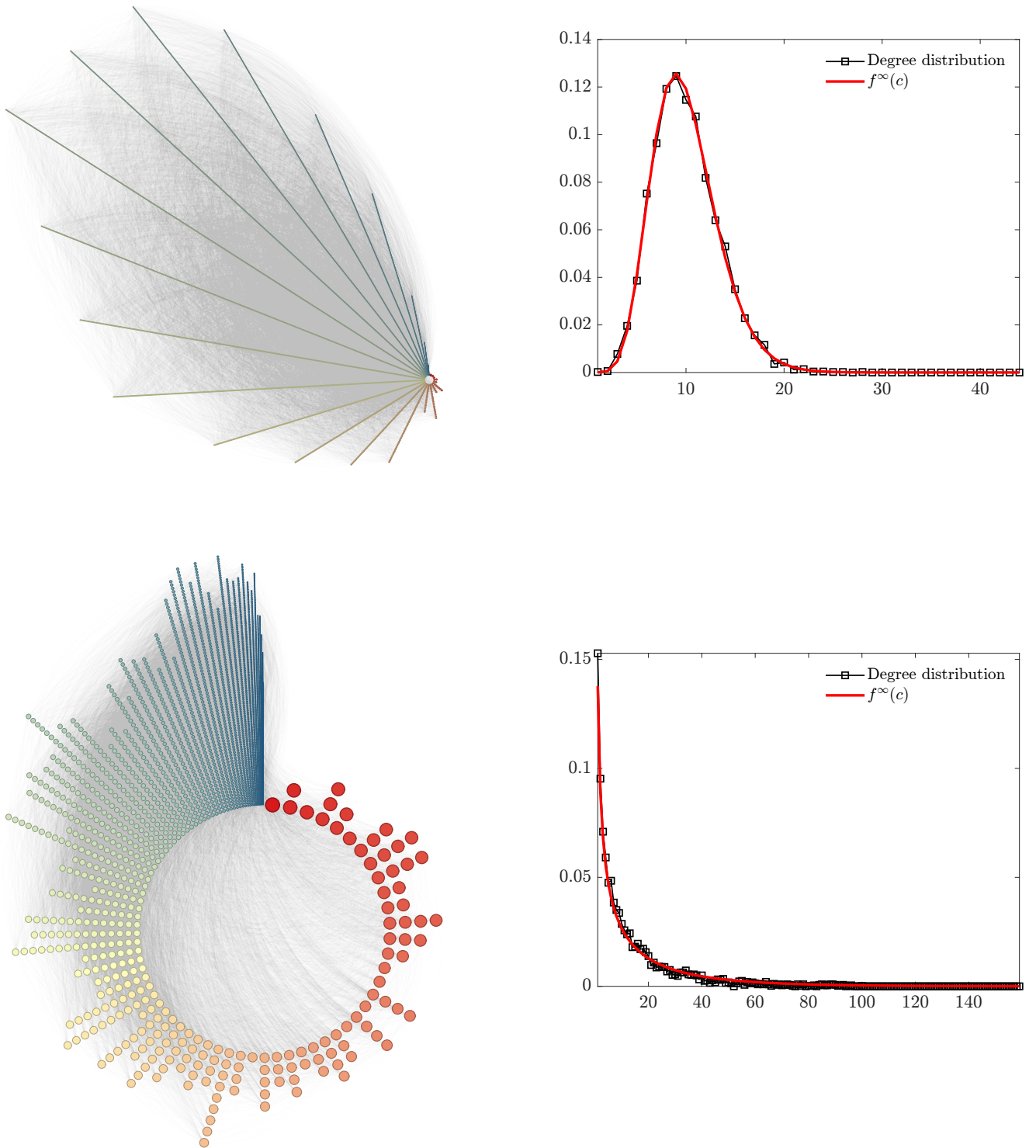


Figure 5: Network realization and associated degree sequence. Top row:  $10^5$ -nodes sample from the steady state for model (17) and  $\alpha = 1$ . Bottom row:  $10^5$ -nodes sample from the steady state for model (17) and  $\alpha = 0.04$ . The length of each axis in the network layout on the left column is proportional to the number of nodes sharing the same degree in the network. We see accordance between the sample degree sequence and its predicted distribution. In particular, the case  $\alpha = 0.04$  shows the creation of a power-law profile, with a non-negligible portion of nodes with a very high number of connections.

## Acknowledgments

This work has been written within the activities of the GNCS and GNFM groups of INdAM. J.F. and M.Z. acknowledge the support of the Italian Ministry of University and Research (MUR) through the PRIN-2022PNRR project (No. P2022Z7ZAJ). The research of L.P. has been supported by the Royal Society under the Wolfson Fellowship “Uncertainty quantification, data-driven simulations and learning of multiscale complex systems governed by PDEs” and by the Italian Ministry of University and Research (MUR) through the PRIN-2022 project (No. 2022KKJP4X). The partial support by ICSC – Centro Nazionale di Ricerca in High Performance Computing, Big Data and Quantum Computing, funded by European Union – NextGenerationEU is also acknowledged by M.Z. and L.P.

## References

- [1] G. Albi, L. Pareschi, and M. Zanella. “On the Optimal Control of Opinion Dynamics On Evolving Networks”. In: *System Modeling and Optimization. CSMO 2015*. IFIP Advances in Information and Communication Technology. 2016.
- [2] G. Albi and L. Pareschi. “Binary Interaction Algorithms for the Simulation of Flocking and Swarming Dynamics”. In: *Multiscale Modeling & Simulation* 11.1 (2013), pp. 1–29.
- [3] G. Albi, L. Pareschi, and M. Zanella. “Opinion Dynamics Over Complex Networks: Kinetic Modeling and Numerical Methods”. In: *Kinetic and Related Models* 10.1 (2017), pp. 1–32. ISSN: 1937-5093.
- [4] F. Auricchio, G. Toscani, and M. Zanella. “Trends To Equilibrium for a Nonlocal Fokker-Planck Equation”. In: *Appl. Math. Lett.* 145 (2023), p. 108746.
- [5] D. Bakry and M. Émery. *Séminaire De Probabilités XIX 1983/84*. 1985.
- [6] M. K. Banda, M. Herty, and A. Klar. “Gas Flow in Pipeline Networks”. In: *Netw. Heterog. Media* 1.1 (2006), pp. 41–56.
- [7] A.-L. Barabási and R. Albert. “Emergence of Scaling in Random Networks”. In: *Science* 509-512 (1999).
- [8] A.-L. Barabási, R. Albert, and H. Jeong. “Meanfield Theory for Scale-Free Random Networks”. In: *Phys. A* 272 (1999), pp. 173–187.
- [9] J. Barré, J. A. Carrillo, D. Peurichard, and E. Zatorska. “Particle Interactions Mediated by Dynamical Networks: Assessment of Macroscopic Descriptions”. In: *J. Nonlin. Sci.* 28 (2017), pp. 235–268.
- [10] J. Barré, P. Degond, and E. Zatorska. “Kinetic Theory of Particle Interactions Mediated by Dynamical Networks”. In: *Multiscale Modeling & Simulation* 15.3 (2017), pp. 1294–1323.
- [11] M. Bastian, S. Heymann, and M. Jacomy. “Gephi: An Open Source Software for Exploring and Manipulating Networks”. In: (2009).
- [12] A. V. Bobylev and G. Toscani. “On the Generalization of the Boltzmann H-Theorem for a Spatially Homogeneous Maxwell Gas”. In: *J. Math. Phys.* 33 (1992), pp. 2578–2586.
- [13] B. Bonnet, N. Pouradier Duteil, and M. Sigalotti. “Consensus Formation in First-Order Graphon Models With Time-Varying Topologies”. In: *Math. Mod. Meth. Appl. Sci.* 32.11 (2022), pp. 2121–2188.
- [14] R. Borsche and A. Klar. “Asymptotic Methods for Kinetic and Hyperbolic Evolution Equations On Networks”. In: *Trails in Kinetic Theory: Foundational Aspects and Numerical Methods*. Ed. by G. Albi, S. Merino-Aceituno, A. Nota, and M. Zanella. Vol. 25. Springer International Publishing, 2021.
- [15] G. Caldarelli. *Scale-Free Networks: Complex Webs in Nature and Technology*. Oxford University Press, 2007.

- [16] V. Colizza, A. Barrat, M. Barthélemy, and A. Vespignani. “The Role of Airline Transportation Network in the Prediction and Predictability of Global Epidemics”. In: *Proc. Natl. Acad. Sci.* 103.7 (2006), pp. 2015–2020.
- [17] A. Das, S. Gollapudi, and K. Munagala. “Modeling Opinion Dynamics in Social Networks”. In: *WSDM '14: Proceedings of the 7th ACM International Conference On Web Search and Data Mining*. Association for Computing Machinery New York, NY, United States, 2014, pp. 403–412.
- [18] B. Düring, J. Franceschi, M.-T. Wolfram, and M. Zanella. “Breaking Consensus in Kinetic Opinion Formation Models On Graphons”. In: *J. Nonlin. Sci.* 34 (2024), p. 79.
- [19] B. Düring, P. Markowich, J.-F. Pietschmann, and M.-T. Wolfram. “Boltzmann and Fokker–Planck Equations Modelling Opinion Formation in the Presence of Strong Leaders”. In: *Proceedings of the Royal Society A: Mathematical, Physical and Engineering Sciences* 465.2112 (2009), pp. 3687–3708.
- [20] R. Dutta, A. Mira, and J.-P. Onnela. “Bayesian Inference of Spreading Processes On Networks”. In: *Proceedings of the Royal Society A: Mathematical, Physical and Engineering Sciences* 474.2215 (2018), p. 20180129.
- [21] W. Feller. “The Parabolic Differential Equations and the Associated Semi-Groups of Transformations”. In: *Annals of Mathematics* (1952), pp. 468–519.
- [22] G. Furioli, A. Pulvirenti, E. Terraneo, and G. Toscani. “Fokker–Planck Equations in the Modeling of Socio-Economic Phenomena”. In: *Mathematical Models and Methods in Applied Sciences* 27.01 (2017), pp. 115–158.
- [23] G. Furioli, A. Pulvirenti, E. Terraneo, and G. Toscani. “One-Dimensional Fokker–Planck Equations and Functional Inequalities for Heavy Tailed Densities”. In: *Milan Journal of Mathematics* 90.1 (2022), pp. 177–208.
- [24] M. Jackson. *Social and Economic Networks*. Princeton University Press, 2008.
- [25] O. Kaviani, S. Mischler, and M. Ndao. “The Fokker-Planck Equation With Subcritical Confinement Force”. In: *J. Math. Pures Appl.* 151 (2021), pp. 171–211.
- [26] M. E. J. Newman. “The Structure and Function of Complex Networks”. In: *SIAM Rev.* 45.2 (2003), pp. 167–256.
- [27] M. E. J. Newman. *Networks: An Introduction*. Oxford University Press, 2010.
- [28] J. Ohkubo and T. Horiguchi. “Complex Networks by Non-Growing Model With Preferential Rewiring Process”. In: *J. Phys. Soc. Jpn.* 74.4 (2005), pp. 1334–1340.
- [29] F. Otto and C. Villani. “Generalization of an Inequality by Talagrand and Links With the Logarithmic Sobolev Inequality”. In: *Journal of Functional Analysis* 173.2 (2000), pp. 361–400.
- [30] L. Pareschi and G. Toscani. *Interacting Multiagent Systems: Kinetic Equations and Monte Carlo Methods*. OUP Oxford, 2013.
- [31] L. Pareschi, G. Toscani, A. Tosin, and M. Zanella. “Hydrodynamic Models of Preference Formation in Multi-Agent Societies”. In: *J. Nonlin. Sci.* 29 (2019), pp. 2761–2796.
- [32] L. Pareschi and M. Zanella. “Structure Preserving Schemes for Nonlinear Fokker–Planck Equations and Applications”. In: *J. Sci. Comput* 74.3 (2018), pp. 1575–1600.
- [33] R. Pastor-Satorras, C. Castellano, P. Van Mieghem, and A. Vespignani. “Epidemic Processes in Complex Networks”. In: *Rev. Mod. Phys.* 87 (2015), p. 925.
- [34] R. Pastor-Satorras and A. Vespignani. “Epidemic Spreading in Scale-Free Networks”. In: *Phys. Rev. Lett.* 86.14 (2001), p. 3200.
- [35] G. Toscani. “Entropy Production and the Rate of Convergence To Equilibrium for the Fokker-Planck Equation”. In: *Quart. Appl. Math.* LVII.3 (1999), pp. 521–541.

- [36] G. Toscani and M. Zanella. “On a Class of Fokker-Planck Equations With Subcritical Confinement”. In: *Atti Accad. Naz. Lincei Rend. Lincei Mat. Appl.* 32 (2021), pp. 471–496.
- [37] G. Toscani. “Entropy-Type Inequalities for Generalized Gamma Densities”. In: *Ricerche Di Matematica* 70.1 (2021), pp. 35–50.
- [38] A. Tosin and M. Zanella. “Boltzmann-Type Description With Cutoff of Follow-The-Leader Traffic Models”. In: *Trails in Kinetic Theory: Foundational Aspects and Numerical Methods*. Ed. by G. Albi, S. Merino-Aceituno, A. Nota, and M. Zanella. Vol. 25. Springer International Publishing, 2021.
- [39] A. Tosin and M. Zanella. “Boltzmann-Type Description With Cutoff of Follow-The-Leader Traffic Models”. In: *Trails in Kinetic Theory: Foundational Aspects and Numerical Methods*. Cham: Springer International Publishing, 2021, pp. 227–251. ISBN: 978-3-030-67104-4.
- [40] A. Tosin and M. Zanella. “Uncertainty Damping in Kinetic Traffic Models by Driver-Assist Controls”. In: *Mathematical Control and Related Fields* 11.3 (2021), pp. 681–713. ISSN: 2156-8472.
- [41] P. Whigham, G. Dick, and M. Parry. “Network Rewiring Dynamics With Convergence Towards a Star Network”. In: *Proceedings of the Royal Society A: Mathematical, Physical and Engineering Sciences* 472.2194 (2016), p. 20160236.
- [42] Y.-B. Xie, T. Zhou, and B.-H. Wang. “Scale-Free Networks Without Growth”. In: *Physica A: Statistical Mechanics and Its Applications* 387.7 (2008), pp. 1683–1688.