

# Many-sample tests for the equality and the proportionality hypotheses between large covariance matrices

Tianxing Mei<sup>1</sup>, Chen Wang<sup>\*1</sup> and Jianfeng Yao<sup>2</sup>

<sup>1</sup> *Department of Statistics and Actuarial Science, The University of Hong Kong, e-mail: [meitx@connect.hku.hk](mailto:meitx@connect.hku.hk); [stacw@hku.hk](mailto:stacw@hku.hk)*

<sup>2</sup> *School of Data Science, The Chinese University of Hong Kong (Shenzhen), e-mail: [jeff Yao@cuhk.edu.cn](mailto:jeff Yao@cuhk.edu.cn)*

**Abstract:** This paper proposes procedures for testing the equality hypothesis and the proportionality hypothesis involving a large number of  $q$  covariance matrices of dimension  $p \times p$ . Under a limiting scheme where  $p$ ,  $q$  and the sample sizes from the  $q$  populations grow to infinity in a proper manner, the proposed test statistics are shown to be asymptotically normal. Simulation results show that finite sample properties of the test procedures are satisfactory under both the null and alternatives. As an application, we derive a test procedure for the Kronecker product covariance specification for transposable data. Empirical analysis of datasets from the Mouse Aging Project and the 1000 Genomes Project (phase 3) is also conducted.

**MSC2020 subject classifications:** Primary 62H15; secondary 62H10.

**Keywords and phrases:** Many-sample test, Equality hypothesis, Multivariate analysis, Hypothesis testing, Proportionality hypothesis, Large covariance matrix,  $U$ -statistics, Transposable data.

## Contents

1	Introduction . . . . .	2
2	Testing of proportionality . . . . .	5
	2.1 Basic settings and assumptions . . . . .	5
	2.2 Unbiased estimation of the distance . . . . .	6
	2.3 Test statistic and its asymptotic normality . . . . .	9
	2.4 Power of the proposed test . . . . .	11
	2.5 Simulation results . . . . .	15
3	A specification test for transposable data . . . . .	18
	3.1 A specification test for Kronecker product dependence structure . . . . .	18
	3.2 Comparison with test in [37] . . . . .	19
	3.3 Analysis of the mouse aging data . . . . .	21
4	Testing of equality . . . . .	25
	4.1 Basic settings . . . . .	25
	4.2 Unbiased estimation of the distance . . . . .	25
	4.3 The test statistic and its asymptotic normality . . . . .	26

---

\*Corresponding author.

4.4	Power under alternative hypothesis . . . . .	27
4.5	Simulation results . . . . .	30
4.6	The 1000 Genomes Project (phase 3) . . . . .	32
	Acknowledgments . . . . .	34
	Funding . . . . .	34
	Supplementary Material . . . . .	34
	References . . . . .	35
A	Auxiliary Lemmas . . . . .	1
B	Proofs in Section 2.2 . . . . .	3
	B.1 Proof of Lemma 2.2 . . . . .	3
	B.2 Proof of Lemma 2.3 . . . . .	4
C	Proofs in Section 2.3 . . . . .	6
	C.1 Proofs of Theorem 2.4 . . . . .	6
	C.2 Proof of Corollary 2.5 . . . . .	10
	C.3 Proof of Theorem 2.6 . . . . .	10
D	Proof of Theorem 2.7 . . . . .	12
E	Proof of Lemma 3.1 . . . . .	12
F	Proofs in Section 4.3 . . . . .	14
	F.1 Proof of Theorem 4.1 . . . . .	14
	F.2 Proof of Theorem 4.3 . . . . .	16
G	Proof of Theorem 4.4 . . . . .	16
H	Proofs of Auxiliary Lemmas . . . . .	17
	H.1 Auxiliary Covariance Formulas . . . . .	17
	H.2 Proof of Equation (A.4) . . . . .	18
	H.3 Proof of Equation (A.5) . . . . .	21
	H.4 Proof of Equation (A.6) . . . . .	24
	H.5 Proof of Equation (A.9) . . . . .	27
	H.6 Proof of Equation (A.10) . . . . .	27

## 1. Introduction

Large sample covariance matrices serve as a building block of multivariate analysis such as principal component analysis, data classification, factor modeling, or regression analysis. However, in such a high-dimensional setting, many traditional statistical methods no longer work, or show very poor performance, assuming a fixed dimension  $p$ . Therefore, inference on large sample covariance matrices is of crucial importance. This paper examines some hypothesis testing problems in this regard.

In the one-sample situation, consider a  $p$ -dimensional population  $\mathbf{x} \in \mathbf{R}^p$  with covariance matrix  $\mathbf{\Sigma}$ . Given a sample from the population, some typical hypotheses about  $\mathbf{\Sigma}$  include: (a) the identity hypothesis: “ $\mathbf{\Sigma} = \mathbf{I}_p$ ”; (b) the sphericity hypothesis: “ $\mathbf{\Sigma} = c\mathbf{I}_p$ ”, with  $c > 0$  unspecified; and (c) the diagonality hypothesis: “ $\mathbf{\Sigma}$  is diagonal”. The two-sample situation involves two  $p$ -dimensional populations, say population  $\mathbf{x}$  as above, and another population  $\mathbf{y} \in \mathbf{R}^p$  with covariance matrix  $\mathbf{\Sigma}'$ . Given samples from both populations, we

are interested to test hypotheses on the relationship between  $\Sigma$  and  $\Sigma'$ . Typical hypotheses include: (d) the equality hypothesis: “ $\Sigma = \Sigma'$  ”; (e) the proportionality hypothesis: “ $\Sigma = c\Sigma'$  ”, with  $c > 0$  unspecified; and (f) the over-dispersion hypothesis: “ $\Sigma - \Sigma'$  is non-negative definite”.

Over the last two decades, tremendous attention has been paid to testing large covariance matrices where the dimension  $p$  is allowed to be large in comparison with the sample sizes. Among the vast literature, most work constructs the test statistic based on some distance function between the sample covariance matrices and their targets under the null hypothesis. We give below a few representative papers and class them into three categories according to the mathematical tools employed in deriving the asymptotic null distribution: (a) work based on the theory of  $U$ -statistics or standard central limit theorems: [19], [31, 32], [10], [14], [33, 34], [23], [30], [18], [12], [1], [17], [11], [16] and [7]; (b) work based on random matrix theory: [5], [39], [24], [26], [35] and [42]; (c) work based on nonparametric statistics: [9], [15] and [25]. However, almost all of this literature deals with the one-sample or the two-sample situations. Only a few go beyond two samples and consider several populations. Among the above long list, only [12], [1], [7] and [42] indeed consider several populations, which show that research on such several-sample testing for large covariance matrices is rather scarce.

The present paper is devoted to the hypothesis testing problem for a large number of populations. Consider  $q$   $p$ -dimensional populations  $\mathbf{x}_1, \dots, \mathbf{x}_q$ , with respective mean  $\mathbf{m}_i$  and covariance matrix  $\Sigma_i$ ,  $i = 1, \dots, q$ . Given  $q$  samples from the populations, each with sample size  $n_i$ , we aim to test hypotheses about the relationship among the  $q$  covariance matrices  $\Sigma_i$ . The key novelty is that the number of populations  $q$  is allowed to be large in comparison with the dimension  $p$  and the sample sizes  $n_i$ .

Our study is motivated by a few modern genetics data analysis problems where the number of the populations is indeed large. Two such datasets are analyzed in the paper, namely the Mouse Aging Project dataset [36, 37] and a subset of the well-known 1000 Genomes Project phase 3 dataset [13]. The first data set has  $q = 16$  populations,  $p = 46$  variables, and the 16 sample sizes are  $n_1 = \dots = n_{16} = 40$ ; and the second (sub)dataset has  $q = 26$  populations,  $p = 112515$  genes and the 26 sample sizes  $n_i$ 's vary between 64 and 108 (more details on the datasets are given in Sections 3.3 and 4.6, respectively). For the first dataset, it is important to know whether the 16 population covariance matrices of dimension  $46 \times 46$  are proportional, while for the second dataset, an important hypothesis to check is whether the 26 covariance matrices of dimension  $112515 \times 112515$  are identical. In both situations, the number of populations  $q$  is not small in comparison with the sample sizes, so the existing procedures for several-sample testing cannot be applied. Addressing such many-population problems is the motivation of this research. For definiteness, we call this new framework many-sample hypothesis testing for large covariance matrices.

To the best of our knowledge, we are unaware of any existing method for such a many-sample testing problem on large covariance matrices, allowing the number of populations to grow with the dimension and sample sizes. We will

consider the following hypotheses: (g) the many-sample equality hypothesis:  $\Sigma_1 = \dots = \Sigma_q$ ; and (h) the many-sample proportionality hypothesis:  $\Sigma_i = a_{ij}\Sigma_j$ , for  $i \neq j$ , with  $a_{ij} > 0$  unspecified.

In both scenarios, we construct a generalized  $U$ -statistics involving the  $q$  sample covariance matrices to estimate a distance among the  $q$  population covariance matrices. The distance is zero under the null hypothesis and increases along the deviation from the null. Under a proper limiting scheme, we derive an asymptotic normal distribution for the test statistic under both the null hypothesis and the alternative. The power analysis of the test procedures is also studied under several representative examples. Simulation results show satisfactory properties of the test procedures in finite samples under both the null and alternatives.

From a technical point of view, the proposed statistics have a complex structure. First of all, the data vectors are high-dimensional with a growing dimension so we do not have a single kernel function but a sequence of kernel functions depending on the growing dimension (in some literature this is called a high-dimensional  $U$ -statistic). Secondly, the statistics involve  $q$  samples with different sample sizes  $\{n_i\}$ , and both the number of populations  $q$  and the sample sizes  $\{n_i\}$  grow to infinity. That is, the asymptotic analysis is developed under a simultaneous limiting scheme where all the parameters  $p$ ,  $q$ , and  $\{n_i\}$  tending to infinity, which adds great difficulty.

We also apply our procedures to the two genomics datasets mentioned above. For the Mouse Aging Project, our test strongly rejects the hypothesis of proportionality of the 16 covariance matrices (the normalized test statistic is 13.999 to be compared with the standard normal under the null). The same dataset has also been analyzed in [37], where the proportionality hypothesis is accepted which seemingly contradicts our finding. A closer look reveals that their procedure in fact tests an independence hypothesis among the columns of the data matrix. This independence hypothesis is equivalent to the proportionality hypothesis if the dataset has a Kronecker product covariance structure. Combining their result and ours thus reveals that the  $q$  columns of the dataset are independent but their covariance matrices are not proportional. So there is no contradiction; rather, the Kronecker product covariance structure assumed in [37] is unlikely satisfied by this dataset.

The other application to the 1000 Genomes Project phase 3 dataset [13] checks whether the within-genes covariance matrices are identical across the 26 populations, which is strongly rejected by our procedure. Note that a widely used model for such gene expression datasets is ANOVA which assumes the equality of these covariance matrices. Our test result implies that conclusions from such ANOVA analysis might be questionable.

The rest of the paper is organized as follows. In Section 2, we develop our many-sample testing procedure for the proportionality hypothesis. In Section 3, we apply the procedure to general transposable data possessing a Kronecker product covariance structure and propose a specification test. In Section 4, we establish a many-sample testing procedure for the equality hypothesis and apply it to the 1000 Genomes Project phase 3 dataset. Detailed proofs of theorems and

lemmas and information about the dataset are provided in the supplementary material.

## 2. Testing of proportionality

### 2.1. Basic settings and assumptions

Let  $\mathbf{x}_1, \dots, \mathbf{x}_q$  be  $q$   $p$ -dimensional populations with covariance matrix  $\Sigma_i = \Sigma_{ip} = \text{Cov}(\mathbf{x}_i)$ ,  $i = 1, \dots, q$ . Consider testing the following hypothesis:

$$H_0 : \Sigma_i = w_i \Sigma \quad i = 1, \dots, q,$$

for some non-specified matrix  $\Sigma$  and factors  $w_i > 0$ . The following distance is adopted to characterize the proportionality of two matrices: for two  $p \times p$  matrices  $\mathbf{A}$  and  $\mathbf{B}$ ,

$$d_{\text{prop}}(\mathbf{A}, \mathbf{B}) := \frac{1}{p^2} \text{tr} [\text{tr}(\mathbf{B})\mathbf{A} - \text{tr}(\mathbf{A})\mathbf{B}]^2. \quad (2.1)$$

It is easy to see that  $d_{\text{prop}}(\mathbf{A}, \mathbf{B}) = 0$  if and only if  $\mathbf{A} = w\mathbf{B}$  for some constant  $w$ . Furthermore, we define

$$M_p = \binom{q}{2}^{-1} \sum_{i < j} d_{\text{prop}}(\Sigma_i, \Sigma_j). \quad (2.2)$$

Note that  $M_p$  is non-negative, and  $M_p$  vanishes if and only if all  $\Sigma_j$ 's are mutually proportional. In other words, the testing problem can be equivalently reformulated as

$$H_0 : M_p = 0 \quad \text{versus} \quad H_1 : M_p > 0. \quad (2.3)$$

Inspired by this observation, we propose a test statistic for  $H_0$  based on an unbiased estimator  $U_p$  in (2.3) of  $M_p$  by samples, of which the key step is to derive an unbiased estimation for the distance  $d_{\text{prop}}(\Sigma_i, \Sigma_j)$ . We will elaborate on this topic in the following Section 2.2.

For each population  $\mathbf{x}_i$ ,  $i = 1, \dots, q$ , suppose that we have a sample of size  $n_i$ , denoted by  $\mathbf{x}_{i,1}, \mathbf{x}_{i,2}, \dots, \mathbf{x}_{i,n_i}$ . Let  $\mathbf{X}_{ip} = (\mathbf{x}_{i,1}, \dots, \mathbf{x}_{i,n_i})$  be the  $p \times n_i$  data matrix from the  $i$ th population. The corresponding sample covariance matrix is

$$\mathbf{S}_{i,p} = \frac{1}{n_i} \mathbf{X}_{ip} \mathbf{X}_{ip}^T = \frac{1}{n_i} \sum_{k=1}^{n_i} \mathbf{x}_{i,k} \mathbf{x}_{i,k}^T.$$

Moreover, the  $q$  samples are assumed to be independent of each other.

The following assumptions are made.

*Assumption 1.* For  $i = 1, \dots, q$ ,  $\mathbf{x}_i = \Sigma_i^{1/2} \mathbf{z}_i$ , where  $\mathbf{z}_i$  has independent and identically distributed (i.i.d.) entries with zero mean, unit variance, fourth moment  $\nu_{4,i}$ , and finite eighth moment. In addition, the  $q$  fourth moments  $\{\nu_{4,i}\}$  are bounded uniformly for all  $q$ , that is, there exists a positive constant  $\nu_0$  such that  $\sup_p \max_{1 \leq i \leq q} \nu_{4,i} \leq \nu_0$ .

*Assumption 2.* There exist two positive constants  $C$  and  $c$  independent of  $p$  and  $q$  such that

$$\sup_p \max_{1 \leq i \leq q} \|\boldsymbol{\Sigma}_i\| \leq C \quad \text{and} \quad \sup_p \frac{1}{pq} \sum_{j=1}^q \text{tr}(\boldsymbol{\Sigma}_j) \geq c, \quad (2.4)$$

where  $\|\cdot\|$  denotes the operator norm of matrices.

*Assumption 3.* For each  $i = 1, \dots, q$ ,  $n_i = n_i(p) \rightarrow \infty$  as  $p \rightarrow \infty$  such that  $c_{ip} := p/n_i \rightarrow c_i \in (c_0, C_0)$  for some positive constants  $c_0$  and  $C_0$ .

*Assumption 4.* The number of populations  $q = q(p) \rightarrow \infty$  as  $p \rightarrow \infty$ .

The independent component structure in Assumption 1, as a natural extension of multivariate normal distribution, has been commonly adopted in large random matrix theory and related statistical problems; see, for example, [? 10, 40]. The uniform boundedness condition in Assumption 2 helps control the order of the remainder terms in variance calculations. The other condition in (2.4) ensures the asymptotic variances of our test statistics do not degenerate. These assumptions are technical and can potentially be relaxed in future work. The scheme given in Assumption 3 is always referred to as the *large-dimensional asymptotics*. According to the discussion in [20, 40], a statistical problem with a dimension-to-size ratio between 0.1 and 10 is usually viewed as a large-dimensional statistical problem. Assumption 4 specifies our many-sample setting, where the number of populations is growing rather than being fixed.

## 2.2. Unbiased estimation of the distance

This section is devoted to developing the unbiased estimation of  $d_{\text{prop}}(\boldsymbol{\Sigma}_i, \boldsymbol{\Sigma}_j)$  for any  $i \neq j$ . We denote

$$\mu_{i,1} = \frac{1}{p} \text{tr}(\boldsymbol{\Sigma}_i), \quad \mu_{i,2} = \frac{1}{p} \text{tr}(\boldsymbol{\Sigma}_i^2).$$

and

$$\gamma_{ij} = \gamma_{ji} = \left( \frac{1}{p} \text{tr}(\boldsymbol{\Sigma}_i) \right) \left( \frac{1}{p} \text{tr}(\boldsymbol{\Sigma}_i \boldsymbol{\Sigma}_j) \right) \left( \frac{1}{p} \text{tr}(\boldsymbol{\Sigma}_j) \right).$$

Recall the definition (2.1). It holds that

$$d_{\text{prop}}(\boldsymbol{\Sigma}_i, \boldsymbol{\Sigma}_j) = p \{ \mu_{i,2} \mu_{j,1}^2 + \mu_{j,2} \mu_{i,1}^2 - 2\gamma_{ij} \}. \quad (2.5)$$

We construct an unbiased estimator for the distance by estimating terms  $\mu_{i,2}$ ,  $\mu_{j,2}$ ,  $\mu_{i,1}^2$ ,  $\mu_{j,1}^2$  and  $\gamma_{ij}$ , respectively. The following proposition provides the detailed construction of the unbiased estimators.

**Proposition 2.1.** For any  $i = 1, \dots, q$ , let

$$\mathbf{R}_{i,12} = \frac{n_i}{p(n_i - 1)} \text{tr}(\mathbf{S}_{i,p}) \mathbf{S}_{i,p} - \frac{1}{pn_i(n_i - 1)} \mathbf{X}_{ip} \mathcal{D}(\mathbf{X}_{ip}^T \mathbf{X}_{ip}) \mathbf{X}_{ip}^T, \quad (2.6)$$

$$\mathbf{R}_{i,2} = \frac{n_i}{n_i - 1} \mathbf{S}_{i,p}^2 - \frac{1}{n_i(n_i - 1)} \mathbf{X}_{ip} \mathcal{D}(\mathbf{X}_{ip}^T \mathbf{X}_{ip}) \mathbf{X}_{ip}^T, \quad (2.7)$$

where  $\mathcal{D}(\mathbf{B})$  denotes the diagonal matrix made by the diagonal entries of a matrix  $\mathbf{B}$ . We define, for any  $i = 1, \dots, q$ ,

$$\hat{\mu}_{i,12} = \frac{1}{p} \text{tr}(\mathbf{R}_{i,12}), \quad \hat{\mu}_{i,2} = \frac{1}{p} \text{tr}(\mathbf{R}_{i,2}). \quad (2.8)$$

In addition, for  $1 \leq i \neq j \leq q$ , we define

$$\hat{\gamma}_{ij} = \hat{\gamma}_{ji} = \frac{1}{p} \text{tr}(\mathbf{R}_{i,12} \mathbf{R}_{j,12}). \quad (2.9)$$

Then, under Assumption 1,  $\hat{\mu}_{i,12}$ ,  $\hat{\mu}_{i,2}$ ,  $\hat{\gamma}_{ij}$  are the respective unbiased estimators for  $\mu_{i,1}^2$ ,  $\mu_{i,2}$  and  $\gamma_{ij}$ . Consequently, let

$$h(\mathbf{X}_{ip}, \mathbf{X}_{jp}) = p \{ \hat{\mu}_{i,2} \hat{\mu}_{j,12} + \hat{\mu}_{j,2} \hat{\mu}_{i,12} - 2 \hat{\gamma}_{ij} \}. \quad (2.10)$$

Then,  $h(\mathbf{X}_{ip}, \mathbf{X}_{jp})$  is an unbiased estimator for the distance  $d_{\text{prop}}(\boldsymbol{\Sigma}_i, \boldsymbol{\Sigma}_j)$ .

The rest of this section specifies the idea of constructing the unbiased estimators given in the above proposition. The proof of Proposition 2.1 can be directly established based on Lemmas 2.2 and 2.3 below.

The main difficulty in constructing an unbiased estimation of the distance is to estimate the cross-term  $\gamma_{ij}$  in (2.5) unbiasedly since it mixes the inner product and the normalized traces of  $\boldsymbol{\Sigma}_i$  and  $\boldsymbol{\Sigma}_j$ . To resolve the issue, we introduce the following notation

$$\mu_{i,12}(\mathbf{A}) = \left( \frac{1}{p} \text{tr}(\boldsymbol{\Sigma}_i) \right) \left( \frac{1}{p} \text{tr}(\boldsymbol{\Sigma}_i \mathbf{A}) \right),$$

where  $\mathbf{A}$  stands for any  $p \times p$  symmetric matrix. Note that when  $\mathbf{A} = \mathbf{I}_p$ ,  $\mu_{i,12}(\mathbf{I}_p) = \mu_{i,1}^2$ . Furthermore, since samples from different populations are mutually independent, if we fix  $\boldsymbol{\Sigma}_j$  and denote

$$\widetilde{\boldsymbol{\Sigma}}_j = \left( \frac{1}{p} \text{tr}(\boldsymbol{\Sigma}_j) \right) \boldsymbol{\Sigma}_j, \quad (2.11)$$

then the cross-term can be further simplified as  $\gamma_{ij} = \mu_{i,12}(\widetilde{\boldsymbol{\Sigma}}_j)$ . Therefore, we first establish an unbiased estimate for  $\mu_{i,12}(\mathbf{A})$  for any deterministic matrix  $\mathbf{A}$  and then utilize the independence of different populations to build an unbiased estimator for  $\gamma_{ij}$ .

Let  $\mathbf{A}$  be a deterministic symmetric matrix of size  $p$ . The quantity  $\mu_{i,12}(\mathbf{A})$  is closely related to the followings:

$$\mu_{i,2}(\mathbf{A}) = \frac{1}{p} \text{tr}(\boldsymbol{\Sigma}_i^2 \mathbf{A}), \quad \mu_{i,4}(\mathbf{A}) = \frac{(\nu_{4,i} - 3)}{p} \text{tr}(\mathcal{D}(\boldsymbol{\Sigma}_i) \mathcal{D}(\boldsymbol{\Sigma}_i^{1/2} \mathbf{A} \boldsymbol{\Sigma}_i^{1/2})).$$

In particular, when  $\mathbf{A} = \mathbf{I}_p$ ,  $\mu_{i,2}(\mathbf{I}_p) = \mu_{i,2}$ . These three quantities are connected through the expectations of the following statistics:

$$\begin{aligned}\widehat{\nu}_{i,12}(\mathbf{A}) &= \left(\frac{1}{p}\text{tr}(\mathbf{S}_{i,p})\right) \left(\frac{1}{p}\text{tr}(\mathbf{S}_{i,p}\mathbf{A})\right), & \widehat{\nu}_{i,2}(\mathbf{A}) &= \frac{1}{p}\text{tr}(\mathbf{S}_{i,p}^2\mathbf{A}), \\ \widehat{\nu}_{i,4}(\mathbf{A}) &= \frac{1}{pn_i(n_i-1)} \sum_{r<s} (\mathbf{x}_{i,r}^T\mathbf{x}_{i,r} - \mathbf{x}_{i,s}^T\mathbf{x}_{i,s})(\mathbf{x}_{i,r}^T\mathbf{A}\mathbf{x}_{i,r} - \mathbf{x}_{i,s}^T\mathbf{A}\mathbf{x}_{i,s}).\end{aligned}$$

The following lemma provides the details of the relationship, and its proof is provided in Appendix B.1.

**Lemma 2.2.** *For any  $p \times p$  deterministic symmetric matrix  $\mathbf{A}$ , under Assumption 1, it holds that*

$$\mathbb{E} \begin{pmatrix} \widehat{\nu}_{i,2}(\mathbf{A}) \\ \widehat{\nu}_{i,12}(\mathbf{A}) \\ \widehat{\nu}_{i,4}(\mathbf{A}) \end{pmatrix} = \begin{pmatrix} 1 + \frac{1}{n_i} & c_{ip} & \frac{1}{n_i} \\ \frac{2}{pn_i} & 1 & \frac{1}{pn_i} \\ 2 & 0 & 1 \end{pmatrix} \begin{pmatrix} \mu_{i,2}(\mathbf{A}) \\ \mu_{i,12}(\mathbf{A}) \\ \mu_{i,4}(\mathbf{A}) \end{pmatrix} \quad (2.12)$$

From the above lemma, we see that though the statistics  $\widehat{\nu}_{i,12}(\mathbf{A})$  and  $\widehat{\nu}_{i,2}(\mathbf{A})$  are structurally similar to  $\mu_{i,12}(\mathbf{A})$  and  $\mu_{i,2}(\mathbf{A})$ , they are not unbiased estimators of  $\mu_{i,12}(\mathbf{A})$  and  $\mu_{i,2}(\mathbf{A})$  due to the high-dimensional effects  $p/n_i \rightarrow c_i$ . Fortunately, expectations of these three statistics form a closed linear system with respect to  $\mu_{i,12}(\mathbf{A})$ ,  $\mu_{i,2}(\mathbf{A})$  and  $\mu_{i,4}(\mathbf{A})$ . In addition, the coefficient matrix in (2.12) is non-random, invertible, and depends only on the dimension  $p$  and the sample size  $n_i$ . Hence, by solving the system of equations, we obtain unbiased estimators for these three quantities. More importantly, the corresponding unbiased estimators  $\widehat{\mu}_{i,12}(\mathbf{A})$ ,  $\widehat{\mu}_{i,2}(\mathbf{A})$  and  $\widehat{\mu}_{i,4}(\mathbf{A})$  are matrix inner products of matrices  $\mathbf{A}$  and the corresponding  $\mathbf{R}_{i,12}$ ,  $\mathbf{R}_{i,2}$  and  $\mathbf{R}_{i,4}$  defined, respectively, in (2.6), (2.7) and (2.13). We summarize the results as the lemma below.

**Lemma 2.3.** *Let  $\mathbf{R}_{i,12}$ ,  $\mathbf{R}_{i,2}$  be the matrices given by (2.6) and (2.7) respectively. In addition, define*

$$\begin{aligned}\mathbf{R}_{i,4} &= \frac{n_i+2}{n_i(n_i-1)} \mathbf{X}_{ip} \mathcal{D}(\mathbf{X}_{ip}^T \mathbf{X}_{ip}) \mathbf{X}_{ip}^T - \frac{2n_i}{n_i-1} \mathbf{S}_{i,p}^2 \\ &\quad - \frac{n_i}{n_i-1} \text{tr}(\mathbf{S}_{i,p}) \mathbf{S}_{i,p}.\end{aligned} \quad (2.13)$$

For any  $p \times p$  deterministic symmetric matrix  $\mathbf{A}$ , we define

$$\widehat{\mu}_{i,12}(\mathbf{A}) = \frac{1}{p} \text{tr}(\mathbf{A}\mathbf{R}_{i,12}), \quad \widehat{\mu}_{i,2}(\mathbf{A}) = \frac{1}{p} \text{tr}(\mathbf{A}\mathbf{R}_{i,2}), \quad \widehat{\mu}_{i,4}(\mathbf{A}) = \frac{1}{p} \text{tr}(\mathbf{A}\mathbf{R}_{i,4}).$$

Then, under Assumption 1,  $\widehat{\mu}_{i,12}(\mathbf{A})$ ,  $\widehat{\mu}_{i,2}(\mathbf{A})$  and  $\widehat{\mu}_{i,4}(\mathbf{A})$  are unbiased estimators for  $\mu_{i,12}(\mathbf{A})$ ,  $\mu_{i,2}(\mathbf{A})$ , and  $\mu_{i,4}(\mathbf{A})$ , respectively.

The proof of this lemma is provided in Appendix B.2. With the help of the lemma, by letting  $\mathbf{A} = \mathbf{I}_p$ , it is easy for us to verify that  $\widehat{\mu}_{i,12}$  and  $\widehat{\mu}_{i,2}$  in (2.8) are indeed unbiased estimators to  $\mu_{i,1}^2$  and  $\mu_{i,2}$ , respectively.



Moreover, with the estimation for  $\mu_{i,12}(\mathbf{A})$  in the above lemma, we next verify that  $\widehat{\gamma}_{ij}$  is an unbiased estimator for the cross-term  $\gamma_{ij}$  in (2.5). Recall that  $\gamma_{ij} = \mu_{i,12}(\widetilde{\boldsymbol{\Sigma}}_j)$ . From the definition of  $\widetilde{\boldsymbol{\Sigma}}_j$  in (2.11), we see that

$$\widehat{\mu}_{i,12}(\widetilde{\boldsymbol{\Sigma}}_j) = \left( \frac{1}{p} \text{tr}(\boldsymbol{\Sigma}_j) \right) \left( \frac{1}{p} \text{tr}(\boldsymbol{\Sigma}_j \mathbf{R}_{i,12}) \right) = \mu_{j,12}(\mathbf{R}_{i,12}).$$

Thus, we recall the definition of  $\widehat{\gamma}_{ij}$  in (2.9) to see that

$$\widehat{\gamma}_{ij} = \frac{1}{p} \text{tr}(\mathbf{R}_{i,12} \mathbf{R}_{j,12}) = \widehat{\mu}_{i,12}(\mathbf{R}_{j,12}) = \widehat{\mu}_{j,12}(\mathbf{R}_{i,12}).$$

Due to the independence of the  $i$ th and  $j$ th population, it holds that

$$\begin{aligned} \mathbb{E}[\widehat{\gamma}_{ij}] &= \mathbb{E}[\widehat{\mu}_{j,12}(\mathbf{R}_{i,12})] = \mathbb{E}[\mu_{j,12}(\mathbf{R}_{i,12})] \\ &= \mathbb{E}[\widehat{\mu}_{i,12}(\widetilde{\boldsymbol{\Sigma}}_j)] = \mu_{i,12}(\widetilde{\boldsymbol{\Sigma}}_j) = \gamma_{ij}. \end{aligned}$$

In other words,  $\widehat{\gamma}_{ij}$  is indeed unbiased to  $\gamma_{ij}$ .

Combining the discussion above, we finally see that  $h(\mathbf{X}_{ip}, \mathbf{X}_{jp})$  in (2.10) is indeed an unbiased estimator for the distance  $d_{\text{prop}}(\boldsymbol{\Sigma}_i, \boldsymbol{\Sigma}_j)$ .

### 2.3. Test statistic and its asymptotic normality

The proposed test statistic is defined as follows:

$$U_p = \binom{q}{2}^{-1} \sum_{i < j} h(\mathbf{X}_{ip}, \mathbf{X}_{jp}).$$

As mentioned in the Introduction, the statistic  $U_p$  is a high-dimensional  $U$ -statistic with the data vectors (and thus the kernel function) depending on the growing dimension  $p$ , which complicates our analysis. Another challenge is that we have many samples with different sample sizes, and both the number of populations  $q$  and the sample sizes  $\{n_i\}$  also grow to infinity.

An immediate consequence of the discussion in the last section is that  $U_p$  is unbiased to the quantity  $M_p$  defined in (2.2), i.e.,  $\mathbb{E}[U_p] = M_p$ . In particular, when  $H_0$  holds, we have  $d_{\text{prop}}(\boldsymbol{\Sigma}_i, \boldsymbol{\Sigma}_j) = 0$  for all possible pairs of  $i$  and  $j$  and thus  $\mathbb{E}[U_p] = M_p = 0$  in the null case.

To reduce the computational times and complexities in practice, we utilize Equations (2.8), (2.9) and (2.10) in the last section to provide an explicit expression of our  $U_p$ :

$$\begin{aligned} U_p &= \frac{2pq}{q-1} \left\{ \left( \frac{1}{q} \sum_{i=1}^q \widehat{\mu}_{i,2} \right) \left( \frac{1}{q} \sum_{i=1}^q \widehat{\mu}_{i,12} \right) - \frac{1}{p} \text{tr} \left( \frac{1}{q} \sum_{i=1}^q \mathbf{R}_{i,12} \right)^2 \right\} \\ &\quad - \frac{2p}{q-1} \left\{ \left( \frac{1}{q} \sum_{i=1}^n \widehat{\mu}_{i,2} \widehat{\mu}_{i,12} \right) - \frac{1}{p} \text{tr} \left( \frac{1}{q} \sum_{i=1}^q \mathbf{R}_{i,12}^2 \right) \right\}. \end{aligned} \quad (2.14)$$

in which the matrix  $\mathbf{R}_{i,12}$  is defined as in (2.6). It is worth noting that the above expression only involves the calculation of the mean of  $q$  numbers or matrices rather than the summation over two distinct indices. Thus, the computational efficiency is significantly improved.

Next, we focus on the asymptotic distribution of  $U_p$ . To elaborate on the conclusion, we denote  $\langle \mathbf{A}, \mathbf{B} \rangle = p^{-1} \text{tr}(\mathbf{A}\mathbf{B}^T)$ , the inner product of  $p \times p$  matrices and introduce the notation for a fixed  $\Sigma_i$ :

$$\begin{aligned} \langle \mathbf{A}, \mathbf{B} \rangle_{\Sigma_i} &= 2\langle \Sigma_i^{1/2} \mathbf{A} \Sigma_i^{1/2}, \Sigma_i^{1/2} \mathbf{B} \Sigma_i^{1/2} \rangle \\ &+ (\nu_{4,i} - 3) \langle \mathcal{D}(\Sigma_i^{1/2} \mathbf{A} \Sigma_i^{1/2}), \mathcal{D}(\Sigma_i^{1/2} \mathbf{B} \Sigma_i^{1/2}) \rangle. \end{aligned} \quad (2.15)$$

It is easy to see that  $\langle \cdot, \cdot \rangle_{\Sigma_i}$  is also an inner product of matrices and thus is non-negative definite, i.e.,  $\langle \mathbf{A}, \mathbf{A} \rangle_{\Sigma_i} \geq 0$ . The structure represented by the new inner product  $\langle \cdot, \cdot \rangle_{\Sigma_i}$  frequently appears in the calculation of the expectation and variance of products of the quadratic forms related to  $\mathbf{x}_i$ ; see Appendix A and H.1 for more details. This notation will help compute the asymptotic variance of  $U_p$  and simplify its expression.

The following theorem shows the asymptotic normality of our  $U$ -statistic under both null and alternative cases.

**Theorem 2.4.** *For any  $i = 1, \dots, q$ , denote*

$$\begin{aligned} \alpha_{i,p} &= \frac{1}{q-1} \sum_{j:j \neq i} \mu_{j,1}^2, & \beta_{i,p} &= \frac{1}{q-1} \sum_{j:j \neq i} \mu_{j,2}, \\ \Lambda_{i,p} &= \frac{1}{q-1} \sum_{j:j \neq i} \mu_{j,1} \Sigma_j, & \kappa_{1,i} &= \frac{1}{p} \text{tr}(\Lambda_{i,p} \Sigma_i). \end{aligned} \quad (2.16)$$

In addition, let

$$\Gamma_{i,p} = \alpha_{i,p} \Sigma_i - \mu_{i,1} \Lambda_{i,p} + (\mu_{i,1} \beta_{1,i} - \kappa_{1,i}) \mathbf{I}_p. \quad (2.17)$$

Then, under Assumptions 1–4, it holds that

$$\frac{\sqrt{q}(U_p - M_p)}{\sigma_p} \xrightarrow{d} \mathcal{N}(0, 1),$$

where the asymptotic variance satisfies  $\sigma_p^2 = \frac{4}{q} \sum_{i=1}^q \sigma_{i,p}^2$  with

$$\sigma_{i,p}^2 = 4c_{ip}^2 \alpha_{i,p}^2 \mu_{i,2}^2 + 4c_{ip} \langle \Gamma_{i,p}, \Gamma_{i,p} \rangle_{\Sigma_i}.$$

Theorem 2.4 is proved by adopting the classical Hajék projection to the current specific context, and its proof is provided in Appendix C.1.

According to Theorem 2.4, the asymptotic mean of our statistic  $U_p$  is  $M_p$ , and the rate of convergence of  $U_p - M_p$  is of order  $O_p(q^{-1/2})$ . Moreover, denote

$$\sigma_{0,p}^2 = \frac{16}{q} \sum_{i=1}^q c_{i,p}^2 \alpha_{i,p}^2 \mu_{i,2}^2, \quad \sigma_{\tau,p}^2 = \frac{16}{q} \sum_{i=1}^q c_{i,p} \langle \Gamma_{i,p}, \Gamma_{i,p} \rangle_{\Sigma_i}. \quad (2.18)$$

Under Assumptions 2 and 3, it is easy to see that the first term  $\sigma_{0,p}^2$  has a positive lower bound. Hence, we can decompose the asymptotic variance  $\sigma_p^2$  into a positive term  $\sigma_{0,p}^2$  plus a non-negative term  $\sigma_{r,p}^2$ . In particular, under the null  $H_0$ , it can be proved that both the mean  $M_p$  and the term  $\sigma_{r,p}^2$  in the variance vanish. Consequently, the null distribution for  $U_p$  is given as follows.

**Corollary 2.5.** *Suppose that  $H_0$  in (2.1) holds. Then, under Assumptions 1–4, we have*

$$\frac{\sqrt{q}U_p}{\sigma_{0,p}} \xrightarrow{d} \mathcal{N}(0, 1).$$

The critical step of the proof is to verify that all matrices  $\{\mathbf{\Gamma}_{i,p}\}$  are equal to zero. We leave the detailed calculations in Appendix C.2.

To estimate for the asymptotic variance  $\sigma_{0,p}^2$ , observe that

$$\sigma_{0,p}^2 = 16 \left\{ \frac{1}{q} \sum_{i=1}^q c_{ip}^2 \mu_{i,2}^2 \right\} \left\{ \frac{1}{q} \sum_{i=1}^q \mu_{i,1}^2 \right\}^2 + O\left(\frac{1}{q}\right). \quad (2.19)$$

Define

$$\hat{\sigma}_p^2 = 16 \left\{ \frac{1}{q} \sum_{i=1}^q c_{ip}^2 \hat{\mu}_{i,2}^2 \right\} \left\{ \frac{1}{q} \sum_{i=1}^q \hat{\mu}_{i,1,2} \right\}^2,$$

where  $\hat{\mu}_{i,1,2}$  and  $\hat{\mu}_{i,2}$  are given in (2.8). We have the following result.

**Theorem 2.6.** *Under Assumptions 1–4,  $\hat{\sigma}_p^2$  is consistent to  $\sigma_{0,p}^2$ , i.e.,  $\hat{\sigma}_p^2 \xrightarrow{p} \sigma_{0,p}^2$ . Consequently, under  $H_0$ , it holds that*

$$\frac{\sqrt{q}U_p}{\hat{\sigma}_p} \xrightarrow{d} \mathcal{N}(0, 1).$$

The proof of Theorem 2.6 is given in Appendix C.3.

In summary, to test  $H_0$  in (2.1) with an significant level  $\alpha$ , we use the test statistic  $U_p$  defined in (2.3) and reject  $H_0$  if  $q^{1/2}U_p/\hat{\sigma}_p > z_\alpha$ , where  $z_\alpha$  is the  $\alpha$ th upper-quantile of the standard normal.

#### 2.4. Power of the proposed test

In this section, we study the performance of our proposed test procedure under the alternative  $H_1$  in (2.3) where population covariance matrices are not proportional to each other. Recall that Theorem 2.4 suggests the test statistic  $U_p$  is asymptotically normal under both  $H_0$  and  $H_1$  with a mean drift  $\sqrt{q}M_p$ . Based on these results, the next theorem provides the asymptotic representation of the power function and a sufficient and necessary condition for a strong rejection.

**Theorem 2.7.** *Suppose that Assumptions 1–4 holds. For any given significant level  $\alpha \in (0, 1)$ , let  $\Phi$  and  $z_\alpha$  be the distribution function and the  $\alpha$ th upper-quantile of the standard normal, respectively. Then, the power function satisfies*

$$\mathbb{P}_{H_1} \left( \frac{\sqrt{q}U_p}{\hat{\sigma}_p} > z_\alpha \right) = \Phi \left( \frac{\sqrt{q}M_p}{\sigma_p} - \frac{\sigma_{0,p}}{\sigma_p} z_\alpha \right) + o(1), \quad (2.20)$$

where  $\sigma_p^2$  is defined in Theorem 2.4 and  $\sigma_{0,p}^2$  is given in (2.18). In addition, the power function tends to 1 if and only if  $\sqrt{q}M_p \rightarrow \infty$ .

The detailed proof of the theorem is given in Appendix D.

*Remark 2.1.* Let  $d_{\max,q} = \max_{i < j} d_{\text{prop}}(\boldsymbol{\Sigma}_i, \boldsymbol{\Sigma}_j)$ . Under the alternative,  $d_{\max,q}$  is always positive when  $q$  is fixed, but it might decrease to zero as  $q$  varies. Observe that  $\sqrt{q}d_{\max,q} \geq \sqrt{q}M_p$ . We immediately find that our test will lose the power if  $d_{\max,q} = o(q^{-1/2})$ . In other words, a necessary condition to ensure the power is that the convergence rate of  $d_{\max,q}$  to 0 cannot be faster than  $q^{-1/2}$ .

In what follows, we exhibit several examples to investigate which factors will influence the mean drift  $\sqrt{q}M_p$  and derive corresponding sufficient conditions for a significant power. The first one is a particular alternative that significantly deviates from the null.

*Example 2.1* ( $q$  matrices without proportional pair). Suppose that for any  $1 \leq i \neq j \leq q$ ,  $\boldsymbol{\Sigma}_i$  and  $\boldsymbol{\Sigma}_j$  are not proportional to each other, i.e.,  $d_{\text{prop}}(\boldsymbol{\Sigma}_i, \boldsymbol{\Sigma}_j) > 0$ . In addition, we denote  $d_{1,q} := \min_{i < j} d_{\text{prop}}(\boldsymbol{\Sigma}_i, \boldsymbol{\Sigma}_j)$ . The setting in this example ensures that  $d_{0,q}$  is positive for any  $q$  fixed. But, it may vary to zero as  $q$  increases. Hence, the converge rate of  $d_{1,q}$  influences the performance of the power.

Observe that the mean drift  $\sqrt{q}M_p \geq \sqrt{q}d_{1,q}$ . According to Theorem 2.7, if  $\sqrt{q}d_{1,q} \rightarrow \infty$ , then the power function tends to 1.  $\square$

The above example is rare. In fact, if there are two mutually proportional populations,  $d_{1,q}$  can always be zero for all  $q$ . A more likely scenario is when  $q$  populations can be divided into several sub-groups, with populations within the same group being proportional and populations in different groups not being proportional. We will discuss this situation in the next example.

*Example 2.2* (Non-proportional subgroups without dominant group). Let  $m = m(q)$  be a positive integer smaller than  $q$  and may vary as  $q$  increases. Suppose that  $\{1, \dots, q\}$  can be split into  $m$  non-empty disjoint subsets  $I_1, \dots, I_m$ . We denote  $q_i = |I_i|$ , the number of elements in  $I_i$ ,  $i = 1, \dots, m$ . Under our settings, we allow  $q_i$ 's to vary as  $q$  grows. The ratio  $q_i/q$  represents the proportion of the  $i$ th group  $I_i$  in the total  $q$  populations. In this example, we assume that

$$\theta_0 := \sup_q \max_{1 \leq i \leq m} \frac{q_i}{q} < 1. \quad (2.21)$$

It implies that none of the  $m$  groups will be dominant.

We assume that populations within the same group are mutually proportional, that is, for  $i = 1, \dots, m$ ,  $\{\boldsymbol{\Sigma}_r : r \in I_i\}$  are proportional to certain basis matrix  $\boldsymbol{\Lambda}_i$ . Here, by taking  $p^{-1}\text{tr}(\boldsymbol{\Lambda}_i) = 1$  for  $i = 1, \dots, m$ , the basis matrix is uniquely determined and we also have  $\boldsymbol{\Sigma}_r = \mu_{r,1}\boldsymbol{\Lambda}_i$  for all  $r \in I_i$ . We denote, for  $i = 1, \dots, m$ ,  $W_i = q_i^{-1} \sum_{r \in I_i} \mu_{r,1}^2$ , and let  $W_{\min,q}$  be the lower bound for  $W_i$ 's. Moreover, the  $m$  bases  $\boldsymbol{\Lambda}_1, \dots, \boldsymbol{\Lambda}_m$  are not mutually proportional, that is,  $d_{\text{prop}}(\boldsymbol{\Lambda}_i, \boldsymbol{\Lambda}_j) > 0$  for any  $i \neq j$ . We denote  $d_{2,q} := \min_{1 \leq i < j \leq m} d_{\text{prop}}(\boldsymbol{\Lambda}_i, \boldsymbol{\Lambda}_j)$ . Note that for any  $q$  fixed,  $d_{2,q}$  is positive, but it may decrease to zero as  $q$  increases.

Next, we show that the divergence of the mean drift  $M_p$  is determined by  $d_{2,q}$ ,  $W_{\min,q}$  and  $\theta_0$ . In fact, we observe that

$$\begin{aligned}
M_p &= \frac{1}{q(q-1)} \sum_{r \neq s} d_{\text{prop}}(\boldsymbol{\Sigma}_r, \boldsymbol{\Sigma}_s) \\
&= \frac{1}{q(q-1)} \sum_{i \neq j} \sum_{r \in I_i, s \in I_j} d_{\text{prop}}(\boldsymbol{\Sigma}_r, \boldsymbol{\Sigma}_s) \\
&= \frac{1}{q(q-1)} \sum_{i \neq j} d_{\text{prop}}(\boldsymbol{\Lambda}_i, \boldsymbol{\Lambda}_j) q_i q_j W_i W_j \\
&\geq W_{\min,q}^2 d_{2,q} \sum_{i=1}^m \frac{q_i}{q} \left(1 - \frac{q_i}{q}\right) \\
&\geq W_{\min,q}^2 d_{2,q} (1 - \theta_0).
\end{aligned}$$

Consequently, if, in addition,  $W_{\min,q}$  has a positive lower bound, a sufficient condition to ensure the power is  $\sqrt{q}d_{2,q} \rightarrow \infty$ . In other words, when there is no dominant subgroup and the first-order spectral moments of populations are not too small, to ensure a significant power, the convergence rate of distances between basis matrices  $\{\boldsymbol{\Lambda}_j\}$  should be slower than  $q^{-1/2}$ .  $\square$

The condition (2.21) in the last example indicates that there will not be any group among the  $m$  groups that occupy a significant majority. When the condition fails, i.e.,  $\theta_0 = 1$ , there comes a more complicated case: the majority of the  $q$  populations are mutually proportional with a small number of outliers, which will be discussed in the next example.

*Example 2.3* (One dominant group with a few outliers). Suppose that there exists a non-empty subset  $I_0 \subset \{1, \dots, q\}$  and an un-specified basis matrix  $\boldsymbol{\Sigma}$  such that populations outside  $I_0$  is proportional to  $\boldsymbol{\Sigma}$ , but within the subset, populations are not. The populations in  $I_0$  will be hereafter referred to as *outliers*. We denote the minimum distance between outliers and the basis  $\boldsymbol{\Sigma}$  as  $d_{3,q} = \min_{j \in I_0} d_{\text{prop}}(\boldsymbol{\Sigma}_j, \boldsymbol{\Sigma})$ . Here,  $d_{3,q}$  are positive for any  $q$  fixed but may decrease to zero as  $p, q$  and  $\{n_j\}$  grow.

Let  $K = |I_0|$  be the number of elements in  $I_0$ . In this example, we focus on the following small- $K$  assumption:  $K = K(q) = o(q)$ , which, in particular, allows  $K$  to be finite. A direct consequence of the assumption is that the term  $\sigma_{r,p}^2$  in (2.18) is of order  $o(1)$  and thus  $\sigma_p^2 = \sigma_{0,p}^2 + o(1)$ . In other words, the asymptotic variance  $\sigma_p^2$  under a small- $K$  alternative approximates the null variance  $\sigma_{0,p}^2$ . Therefore, the power function in (2.20) can be further simplified as

$$\mathbb{P}_{H_1} \left( \frac{\sqrt{q}U_p}{\widehat{\sigma}_p} > z_\alpha \right) = \Phi \left( \frac{\sqrt{q}M_p}{\sigma_{0,p}} - z_\alpha \right) + o(1). \quad (2.22)$$

Without loss of generality, we assume  $p^{-1}\text{tr}(\boldsymbol{\Sigma}) = 1$  so that  $\boldsymbol{\Sigma}_i = \mu_{i,1}\boldsymbol{\Sigma}$  for any  $i \in I_0^c$ . Let

$$W_{1,q} = \frac{1}{q-K} \sum_{i \in I_0^c} \mu_{i,1}^2, \quad W_{2,q} = \frac{1}{q-K} \sum_{i \in I_0^c} c_{ip}^2 \mu_{i,1}^4.$$

Under Assumption 3 and the small- $K$  condition, it is easy to show that both  $W_{1,q}$  and  $W_{2,q}$  have positive lower bounds. Further, denote  $\mu_2 = p^{-1}\text{tr}(\Sigma^2)$ . We see from (2.18) that the asymptotic variance can be simplified as  $\sigma_{0,p}^2 = 16\mu_2^2 W_{1,q}^2 W_{2,q}^{1/2}$ .

Observe that

$$\begin{aligned} M_p &= \frac{2}{q(q-1)} \left\{ \sum_{\{i,j\} \subset I_0} d_{\text{prop}}(\Sigma_i, \Sigma_j) + \sum_{i \in I_0^c} \sum_{j \in I_0} d_{\text{prop}}(\Sigma_i, \Sigma_j) \right\} \\ &\geq \frac{2}{q(q-1)} \sum_{i \in I_0^c} \sum_{j \in I_0} d_{\text{prop}}(\Sigma_i, \Sigma_j) \\ &\geq \frac{2K(q-K)}{q(q-1)} d_{3,q} W_{1,q}. \end{aligned}$$

Therefore, in (2.22), we have

$$\frac{\sqrt{q}M_p}{\sigma_{0,p}} \geq \frac{(q-K)Kd_{3,q}}{2(q-1)\mu_2\sqrt{q}W_{2,q}}$$

Consequently, if  $Kd_{3,q}/\sqrt{q} \rightarrow \infty$ , then  $\sqrt{q}M_p \rightarrow \infty$  and thus the power will eventually tend to 1. To summarize, under the conditions

$$K = o(q) \quad \text{and} \quad Kd_{3,q}/\sqrt{q} \rightarrow \infty, \quad (2.23)$$

the power of the test will tends to 1.

In particular, when  $K$  is finite, the above condition reduces to  $d_{3,q}/\sqrt{q} \rightarrow \infty$ , that is, the distances between outliers and the major group should diverge at a rate not slower than  $q^{1/2}$ . This is understandable because when the number of outliers is limited, to distinguish  $H_1$  from  $H_0$ , the difference between these two must be significant. In this example, this difference is reflected in the divergence of  $d_{3,q}$  at a rate faster than  $q^{1/2}$ .  $\square$

At the end of this section, we consider the problem of ‘‘finding a needle in a haystack’’, where there is only a single outlier group ( $K = 1$ ) among a growing number of populations. On the one hand, this example itself is quite complicated since, with only one outlier, the alternative and the null are very close to each other. On the other hand, unlike in Example 2.3 where we could only obtain lower bound estimates for the mean drift and the power function when there is only one outlier, we can derive an accurate expression of the mean drift and the power function. This enables us to validate our theoretical results in the simulation part (Section 2.5).

*Example 2.4* (Finding a needle in a haystack). Consider a special case of  $H_1$  as follows:

$$H_1^{(\beta)} : \Sigma_i = \begin{cases} w_i \Sigma, & i = 1, \dots, q-1; \\ \Sigma + \sqrt{\beta} \mathbf{\Lambda}, & i = q, \end{cases} \quad (2.24)$$

where  $w_i > 0$  are non-specified factors and the matrix  $\mathbf{\Lambda}$  is not proportional to  $\mathbf{\Sigma}$ , i.e.,  $d_{\text{prop}}(\mathbf{\Sigma}, \mathbf{\Lambda}) > 0$ . Here, we introduce a non-negative variable  $\beta$  to control the degree of deviation of  $H_1^{(\beta)}$  from  $H_0$ . In fact, when  $\beta = 0$ ,  $H_1^{(0)} = H_0$ ; and as  $\beta$  increase,  $H_1^{(\beta)}$  gradually deviates from  $H_0$ . Without loss of generality, we assume  $p^{-1}\text{tr}(\mathbf{\Sigma}) = 1$  so that  $w_i = \mu_{i,1}$  for  $i = 1, \dots, q-1$ .

For  $\beta > 0$ , since there is only a single outlier, we have

$$\begin{aligned} d_{3,q} &= d_{\text{prop}}(\mathbf{\Sigma}, \mathbf{\Sigma} + \sqrt{\beta}\mathbf{\Lambda}) \\ &= \text{tr} \left[ \mathbf{\Sigma} \left( \frac{1}{p}\text{tr}(\mathbf{\Sigma}) + \sqrt{\beta}\frac{1}{p}\text{tr}(\mathbf{\Lambda}) \right) - (\mathbf{\Sigma} + \sqrt{\beta}\mathbf{\Lambda}) \left( \frac{1}{p}\text{tr}(\mathbf{\Sigma}) \right) \right]^2 \\ &= \beta d_{\text{prop}}(\mathbf{\Sigma}, \mathbf{\Lambda}). \end{aligned}$$

In addition, the mean drift

$$\sqrt{q}M_p = \frac{2\sqrt{q}}{q(q-1)} \sum_{i=1}^{q-1} d_{\text{prop}}(\mathbf{\Sigma}_q, \mathbf{\Sigma}_i) = \frac{2}{\sqrt{q}} \beta d_{\text{prop}}(\mathbf{\Sigma}, \mathbf{\Lambda}) W_{1,q}$$

Meanwhile, we also have  $\sigma_{0,p}^2 = 16\mu_2^2 W_{1,p}^2 \sqrt{W_{2,p}}$  and

$$\frac{\sqrt{q}M_p}{\sigma_{0,p}} = \beta \frac{d_{\text{prop}}(\mathbf{\Sigma}, \mathbf{\Lambda})}{2\sqrt{q}W_{2,q}\mu_2}.$$

Combining with (2.22), the power function now becomes

$$\mathbb{P}_{H_1} \left( \frac{\sqrt{q}U_p}{\hat{\sigma}_p} > z_\alpha \right) = \Phi \left( \beta \frac{d_{\text{prop}}(\mathbf{\Sigma}, \mathbf{\Lambda})}{2\sqrt{q}W_{2,q}\mu_2} - z_\alpha \right) + o(1). \quad (2.25)$$

Therefore, if we assume

$$\liminf_{p,q \rightarrow \infty} \frac{d_{\text{prop}}(\mathbf{\Sigma}, \mathbf{\Lambda})}{\sqrt{q}} > 0,$$

then, as  $\beta$  increases, the value of the power function will gradually tend to one.  $\square$

### 2.5. Simulation results

In this section, we conduct a numerical study to evaluate the finite-sample performance of our test. The simulation design follows the setting in Example 2.4 with dimensions  $p = 100$ , the number of populations  $q = 50, 100, 150$ , and the sample sizes  $\{n_j\}$  randomly picked from  $\{50, \dots, 150\}$ . The populations have the structure  $\mathbf{x}_i = \mathbf{\Sigma}^{1/2}\mathbf{z}_i$  as in Assumption 1, where the noise  $\mathbf{z}$  has i.i.d. entries with zero mean and unit variance. Moreover, we consider two different types of noises, namely the standard normal noise  $z_{ij} \sim \mathcal{N}(\mathbf{0}, \mathbf{I}_p)$  and the Gamma noise  $z_{ij} \sim \text{Gamma}(4, 2) - 2$ .

TABLE 1  
Empirical sizes of the many-sample proportionality test.

	Case (a)		Case (b)	
	Normal	Gamma	Normal	Gamma
$q = 50$	0.053	0.056	0.052	0.054
$q = 100$	0.046	0.048	0.045	0.054
$q = 150$	0.055	0.053	0.050	0.053

Recall that in Example 2.4, the last population is a single outlier ( $K = 1$ ). In this section, we set  $\Sigma_q = \Sigma_0 + \sqrt{\beta}\Lambda_0$ , and the other populations are all proportional to  $\Sigma_0$ . Here, the variable  $\beta$  will vary from 0 to a positive number  $\beta_{\max}$ , which is selected according to different settings to control a proper increasing rate of the power. Given two non-negative definite matrices  $\Lambda$  and  $\Sigma$ , we define

$$\Sigma_0 = \Sigma / (p^{-1}\text{tr}(\Sigma)) \quad \text{and} \quad \Lambda_0 = \Lambda / \sqrt{p^{-1}d_{\text{prop}}(\Lambda, \Sigma)},$$

which are the respective normalizations of  $\Sigma$  and  $\Lambda$ . The aim of the normalization procedure is to ensure  $p^{-1}\text{tr}(\Sigma_0) = 1$  and  $p^{-1}d_{\text{prop}}(\Sigma_0, \Lambda_0) = 1$ , which helps reduce the theoretic curve of power in (2.25) to be

$$\mathbb{P}_{H_1} \left( \frac{\sqrt{q}U_p}{\hat{\sigma}_p} > z_\alpha \right) = \Phi \left( \frac{\beta p}{2\mu_2 \sqrt{q}W_{2,q}} \right) + o(1), \quad (2.26)$$

where  $\mu_2 = p^{-1}\text{tr}(\Sigma_0^2)$  and  $W_{2,q} = (q-1)^{-1} \sum_{i=1}^{q-1} c_{ip}^2 \mu_{i,1}^4$ .

The following combinations of  $\Sigma$  and  $\Lambda$  are considered:

(a)  $\Sigma = \mathbf{I}_p$ , and  $\Lambda = \mathbf{U} \text{diag}\{\sqrt{\beta}, \dots, \sqrt{\beta}, 0, \dots, 0\} \mathbf{U}^T$ , where the first  $p/2$  entries equal to  $\sqrt{\beta}$  and  $\mathbf{U}$  is a randomly chosen orthogonal matrix;

(b)  $\Sigma = \mathbf{U}_1 \mathbf{D}_1 \mathbf{U}_1^T$  and  $\Lambda = \mathbf{U}_2 \mathbf{D}_2 \mathbf{U}_2^T$ , where  $\mathbf{U}_1$  and  $\mathbf{U}_2$  are two independently and randomly chosen orthogonal matrices,  $\mathbf{D}_1$  and  $\mathbf{D}_2$  are diagonal matrices with their entries randomly picked from the interval  $(e^{-3}, e^3)$ , respectively.

For  $i = 1, \dots, q-1$ , we randomly pick a factor  $w_i$  uniformly from (0.5, 1.5) and set  $\Sigma_i = w_i \Sigma_0$ . For each  $\beta$  from 0 to  $\beta_{\max}$  with step size 0.1, we repeat simulations 1000 times for the two cases of  $(\Sigma, \Lambda)$ , each with two different noises, and compute the empirical size and power. The empirical sizes under  $H_0$  (or equivalently,  $\beta = 0$ ) are shown in Table 1, and the curves of both theoretical and empirical powers are displayed in Figure 1. It can be observed that our proposed testing statistic controls the size well under the null case and effectively rejects  $H_0$  when the outlier covariance matrix  $\Sigma_0 + \sqrt{\beta}\Lambda_0$  gradually deviate from  $\Sigma_0$ . Also, the empirical power curves approximate the theoretical ones closely, which supports our previous theoretical analysis.



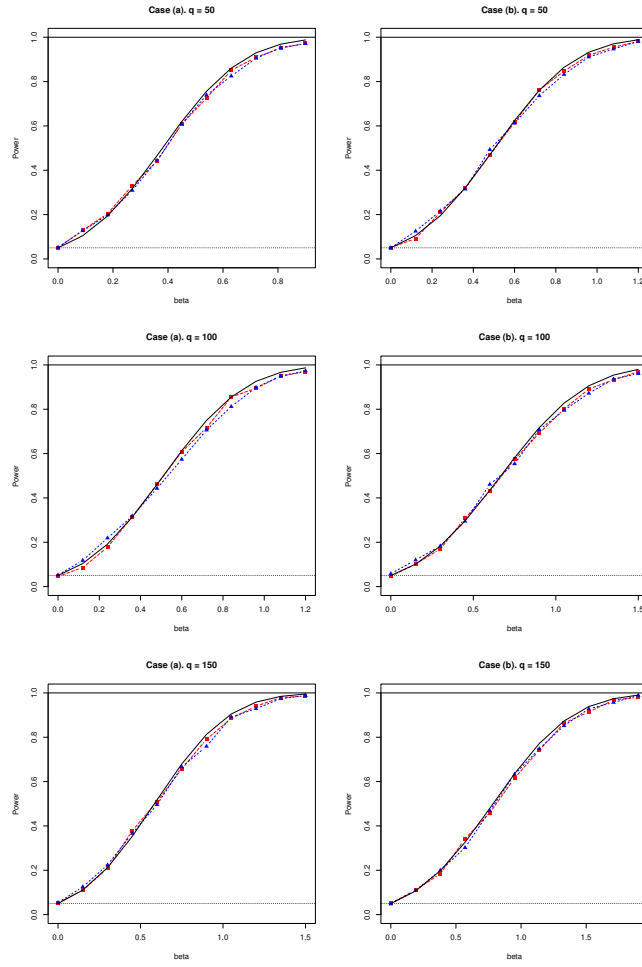


FIG 1. Empirical power plot of the many-sample proportionality test. Two cases for the pair  $(\Sigma, \Lambda)$  with two different noises, normal noise (red square) and Gamma noise (blue triangle), under three different settings:  $q = 50, 100,$  and  $150$ . The black dash lines stand for the theoretical power curves given in (2.26).

### 3. A specification test for transposable data

#### 3.1. A specification test for Kronecker product dependence structure

Transposable data is a special class of matrix-valued data whose rows and columns represent two different sets of variables [3, 4]. Recent studies of transposable data can be found in various areas such as genomics analysis and longitudinal data in financial markets, for example [27, 36, 22, 21].

Modeling dependence between rows and columns has primary importance in transposable data analysis. A widely adopted model for this purpose is the *Kronecker product dependence structure*, where the  $p \times q$  transposable data  $\tilde{\mathbf{X}}$  satisfies

$$\tilde{\mathbf{X}} = \Sigma_R^{1/2} \mathbf{Z} \Sigma_C^{1/2}, \quad (3.1)$$

where  $\Sigma_R$  is a  $p \times p$  row covariance matrix,  $\Sigma_C$  is a  $q \times q$  column covariance matrix, and  $\mathbf{Z}$  is a  $p \times q$  random matrices having i.i.d. entries with zero mean and unit variance. Note that for  $r_1, r_2 \in \{1, \dots, p\}$  and  $c_1, c_2 \in \{1, \dots, q\}$ ,  $\text{cov}(\tilde{\mathbf{X}}_{r_1, c_1}, \tilde{\mathbf{X}}_{r_2, c_2}) = (\Sigma_R)_{r_1, r_2} (\Sigma_C)_{c_1, c_2}$ . Hence, the covariance matrix of the vectorization  $\text{vec}(\tilde{\mathbf{X}})$  of the transposable data is  $\Sigma = \Sigma_C \otimes \Sigma_R$ , namely the Kronecker product of row and column covariance matrices (this covariance structure is also referred as separable covariance model in some other fields). According to [37], "... the matrix-variate normal distribution ... is widely used to model high-dimensional transposable data" (p.1310), and this type of distribution does have the Kronecker product covariance structure. Readers are referred to [37] for more justifications of the Kronecker product structure assumption.

There is an unexpectedly interesting relationship between the Kronecker dependence structure and the framework of many-sample tests we consider in the paper. To see this, let us enlarge the model into a generic *independent component model* (ICM) is defined as follows. A  $p \times q$  transposable data  $\tilde{\mathbf{X}}$  follows an ICM if  $\text{vec}(\tilde{\mathbf{X}}) = \Gamma^{1/2} \mathbf{z}$ , where  $\Gamma$  is a  $(p \times q) \times (p \times q)$  non-negative definite matrix and  $\mathbf{z}$  is a  $p \times q$ -dimensional random vector having i.i.d. entries with zero mean and unit variance. Clearly, the Kronecker product structure model is a sub-model of ICM with  $\mathbf{z} = \text{vec}(\mathbf{Z})$  and  $\Gamma = \Sigma = \Sigma_C \otimes \Sigma_R$ .

An important problem for transposable data is to test the following hypothesis

$$H_0^* : \tilde{\mathbf{X}} \text{ satisfies (3.1) with a diagonal } \Sigma_C. \quad (3.2)$$

This is referred to as the diagonal hypothesis for the between-column covariance matrix  $\Sigma_C$ , see [37]. Lemma 3.1 below establishes the connection between this diagonal hypothesis under Kronecker product structure and the many-sample proportionality test introduced in Section 2.

**Lemma 3.1.** *Suppose that a  $p \times q$  transposable data  $\tilde{\mathbf{X}}$  follows ICM. Then, the following three statements are equivalent.*

- (i)  $\tilde{\mathbf{X}}$  satisfies (3.1) with a diagonal  $\Sigma_C$ ;
- (ii)  $\tilde{\mathbf{X}}$  satisfies (3.1) with independent columns;
- (iii) The columns of  $\tilde{\mathbf{X}}$  are independent and their covariance matrices are proportional to each other.

The proof of the lemma is provided in Appendix E. By Lemma 3.1, the diagonality hypothesis  $H_0^*$  (item (i)) under the Kronecker product structure is equivalent to the proportionality hypothesis  $H_0$  we considered in Section 2 for independent columns (item (iii)). This connection enables the use of our test for the diagonality hypothesis  $H_0^*$ . Recall that one advantage of our test is that both dimensions  $p$  and  $q$  are allowed to grow to infinity with the sample size  $n$ .

Let  $\tilde{\mathbf{X}}_1, \dots, \tilde{\mathbf{X}}_n$  be an i.i.d. sample from a  $p \times q$  transposable population  $\tilde{\mathbf{X}}$ . By Lemma 3.1, our procedure of testing for the hypothesis  $H_0^*$  (3.2) is summarized as follows:

(1) Let  $\tilde{\mathbf{x}}_{i,j}$  be the  $i$ th column of  $\tilde{\mathbf{X}}_j$ , for  $i = 1, \dots, q$  and  $j = 1, \dots, n$ . Define  $\mathbf{X}_{ip} = (\tilde{\mathbf{x}}_{i,1}, \dots, \tilde{\mathbf{x}}_{i,n})$ ,  $i = 1, \dots, q$ .

(2) Compute the value of the test statistic  $U_p$  and the asymptotic variance estimate  $\hat{\sigma}_p^2$  defined in Section 2.3.

(3) With significance level  $\alpha \in (0, 1)$ , reject  $H_0$  if  $q^{1/2}U_p/\hat{\sigma}_p > z_\alpha$ , where  $z_\alpha$  is the  $\alpha$ th upper-quantile of the standard normal.

### 3.2. Comparison with test in [37]

The procedure proposed in [37] for the diagonality hypothesis  $H_0^*$  (3.2) is based on the key fact that under  $H_0^*$ ,  $\tilde{\mathbf{X}}$  has independent columns. Let  $\tilde{\mathbf{x}}_j$  be the  $j$ th column of  $\tilde{\mathbf{X}}$ . Note that under the Kronecker product structure, we have  $\text{cov}(\tilde{\mathbf{x}}_j, \tilde{\mathbf{x}}_k) = (\boldsymbol{\Sigma}_C)_{jk} \boldsymbol{\Sigma}_R$  for any  $j, k \in \{1, \dots, q\}$ . Thus, under  $H_0^*$ ,

$$r_{jk} := \frac{1}{p} \text{tr}\{\text{cov}(\tilde{\mathbf{x}}_j, \tilde{\mathbf{x}}_k)\} = \frac{1}{p} \mathbb{E}[\tilde{\mathbf{x}}_k^T \tilde{\mathbf{x}}_j] = \frac{1}{p} (\boldsymbol{\Sigma}_C)_{kj} \text{tr}(\boldsymbol{\Sigma}_R) = 0,$$

for any  $j \neq k$ . In other words, the between column covariance matrix  $\mathbf{R} = (r_{jk})_{1 \leq j, k \leq q}$  is diagonal. Based on this observation, [37] proposed a test statistic  $W_n = T_{2n} - T_{3n}$  as an unbiased estimator for the sum of squares of the off-diagonal elements of  $\mathbf{R}$ , namely,

$$\mathbb{E}[W_n] = \text{tr}(\mathbf{R}^2) - \text{tr}(\mathbf{R} \circ \mathbf{R}) = \sum_{j \neq k} r_{jk}^2,$$

where  $\circ$  stands for the Hadamard product of matrices,

$$\begin{aligned} T_{2n} &= \frac{1}{p^2 n(n-1)} \sum_{i \neq j} \text{tr}(\tilde{\mathbf{X}}_i^T \tilde{\mathbf{X}}_i \tilde{\mathbf{X}}_j^T \tilde{\mathbf{X}}_j) - \frac{2}{p^2 \binom{n}{3}} \sum_{(i,j,k)} \text{tr}(\tilde{\mathbf{X}}_i^T \tilde{\mathbf{X}}_i \tilde{\mathbf{X}}_j^T \tilde{\mathbf{X}}_k) \\ &\quad + \frac{1}{p^2 \binom{n}{4}} \sum_{(i,j,k,l)} \text{tr}(\tilde{\mathbf{X}}_i^T \tilde{\mathbf{X}}_j \tilde{\mathbf{X}}_k^T \tilde{\mathbf{X}}_l), \text{ and} \\ T_{3n} &= \frac{1}{p^2 n(n-1)} \sum_{i \neq j} \text{tr}[(\tilde{\mathbf{X}}_i^T \tilde{\mathbf{X}}_i) \circ (\tilde{\mathbf{X}}_j^T \tilde{\mathbf{X}}_j)] - \frac{2}{p^2 \binom{n}{3}} \sum_{(i,j,k)} \text{tr}[(\tilde{\mathbf{X}}_i^T \tilde{\mathbf{X}}_i) \circ (\mathbf{X}_j^T \mathbf{X}_k)] \\ &\quad + \frac{1}{p^2 \binom{n}{4}} \sum_{(i,j,k,l)} \text{tr}[(\tilde{\mathbf{X}}_i^T \tilde{\mathbf{X}}_j) \circ (\tilde{\mathbf{X}}_k^T \tilde{\mathbf{X}}_l)]. \end{aligned}$$

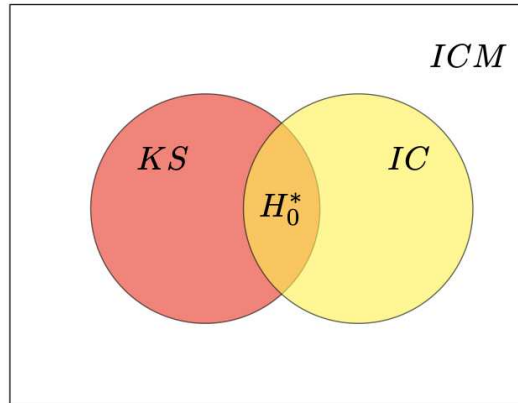


FIG 2. The relationship among different types of transposable data.  $ICM$  = the independent component model.  $KS$  = the data with the Kronecker product dependence structure.  $IC$  = the data with independent columns.  $H_0^*$  = the data satisfies the hypothesis  $H_0^*$  (3.2).

Although both our procedure and the test in [37] are valid for testing the hypothesis  $H_0^*$ , the two tests have different focuses. Our test statistic focuses on detection of non-proportionality of column covariance matrices while the test statistic  $W_n$  is more sensible to detect dependence between columns. The Venn diagram in Figure 2 helps further illustrate this difference.

Our procedure is more sensible of alternatives lying in the yellow region where the transposable data has independent columns whose covariance matrices are not mutually proportional (this implies that the data does not follow the Kronecker product structure). In this region, the procedure in [37] might accept  $H_0^*$  since  $W_n$  is likely to have low values for independent columns. On the other hand, the procedure with  $W_n$  is more powerful for the detection of alternatives in the red region where the transposable data does have the Kronecker product structure with however dependent columns. Indeed in this situation, our test statistic based on non-proportionality between column covariance matrices will show a low value and is more likely to accept  $H_0^*$  because the column covariance matrices are still proportional under the Kronecker product structure. To summarize, for testing the hypothesis  $H_0^*$ , if one believes that the covariance matrices of columns are not proportional, then our procedure is preferable. Otherwise, the proportionality of column covariance matrices is accepted and the procedure in [37] is preferable.

To support our assertions, we conduct a simulation study under the following setting:  $p = 100$ ,  $q = 50$ , and the common sample size  $n = 150$ . The following two scenarios are considered.

- **Case I:** The  $p \times q$  matrix-valued population  $\mathbf{X} = (\mathbf{x}_1, \dots, \mathbf{x}_q)$  consists of  $q$  mutually independent columns with  $\mathbf{x}_i = \Sigma_i^{1/2} \mathbf{z}_i$  as in Assumption 1.

The population covariance matrix  $\Sigma_i = w_i[(1 - \beta)\mathbf{\Lambda}_0 + \beta\mathbf{\Lambda}_i]$ , in which, for  $j = 0, \dots, q$ , the basis  $\mathbf{\Lambda}_j = \mathbf{U}_j^\top \mathbf{D}_j \mathbf{U}_j$  with  $\mathbf{U}_j$  a random orthogonal matrix and  $\mathbf{D}_j$  a diagonal matrix with entries randomly picked from  $(e^{-3}, e^3)$  such that  $\mathbf{\Lambda}_0, \dots, \mathbf{\Lambda}_q$  are non-proportional, and  $\{w_j\}$  are randomly selected positive weights in  $(0.5, 1.5)$ . When  $\beta = 0$ , the  $q$  populations are proportional to  $\mathbf{\Lambda}_0$  so  $H_0$  holds. When  $\beta$  deviates from 0, the  $q$  populations become non-proportional.

- **Case II:** The  $p \times q$  matrix-valued population  $\mathbf{X} = (\mathbf{x}_1, \dots, \mathbf{x}_q)$  satisfies the Kronecker product dependence structure  $\mathbf{X} = \Sigma_R^{1/2} \mathbf{Z} \Sigma_C^{1/2}$ , where  $\Sigma_C^{1/2} = \text{diag}(\mathbf{w}) + \beta(\mathbf{e}_1 \mathbf{e}_2^\top + \mathbf{e}_2 \mathbf{e}_1^\top)$  with  $\mathbf{w} = \{w_j\}$  positive weights in  $(0.5, 1.5)$  and  $\mathbf{e}_j$  a  $q$ -dimensional vector having its  $j$ th position one and rest positions zero,  $j = 1, 2$ . When  $\beta = 0$ ,  $\Sigma_C^{1/2}$  is diagonal, implying that all these  $q$  columns are mutually independent with their covariance matrices proportional to each other. When  $\beta > 0$ , columns become dependent but keep the column covariance matrices mutually proportional.

In summary, Case I maintains column independence but alters the proportionality of column covariance matrices, whereas Case II changes column dependence but keeps the proportionality of column covariance matrices unchanged. Besides, two different types of noises are also considered: the normal noise  $z_{ij} \sim \mathcal{N}(0, 1)$  and the gamma noise  $z_{ij} \sim \text{Gamma}(4, 2) - 2$ .

Under these two scenarios with two different types of noise, we computed both our test statistic and the one in [37] over 1000 iterations and the empirical power curves plotted in Figure 3. In Case I, our test shows significant power, while the power of the test in [37] fluctuates around 0.05 even when the alternative does not hold. This indicates the sensitivity of the many-sample proportionality test to covariance proportionality. In Case II, our test is not sensitive to the variations in column dependence, keeping its power around 0.05. However, the test in [37] efficiently detects the change in column dependence and demonstrates significant power. These results support our previously mentioned assertions.

### 3.3. Analysis of the mouse aging data

Following [37], we analyze the gene dataset of Mouse Aging Project collected in [41], which measures gene expression levels from  $p = 46$  genes in up to 16 tissues for 40 mice ( $n = 40$ ). [37] examined the dependence structure of genes expression levels among 9 tissues ( $q = 9$ ) by testing the diagonality of  $\Sigma_C$ , assuming the Kronecker product dependence structure (3.1). Their test accepted the diagonality hypothesis  $H_0^*$  (3.2). However, applying our specification test presented in Section 3.1 to this hypothesis  $H_0^*$  leads to the statistics value  $\sqrt{q}U_p/\hat{\sigma}_p = 13.592$ , which is much larger than the 95% standard normal quantile; so the hypothesis  $H_0^*$  is strongly rejected. Therefore, the two tests lead to significantly contradictory conclusions!

To elucidate this, according to the discussion in Section 3.2, we see that the procedure in [37] essentially tests the hypothesis that the  $q = 9$  columns from the

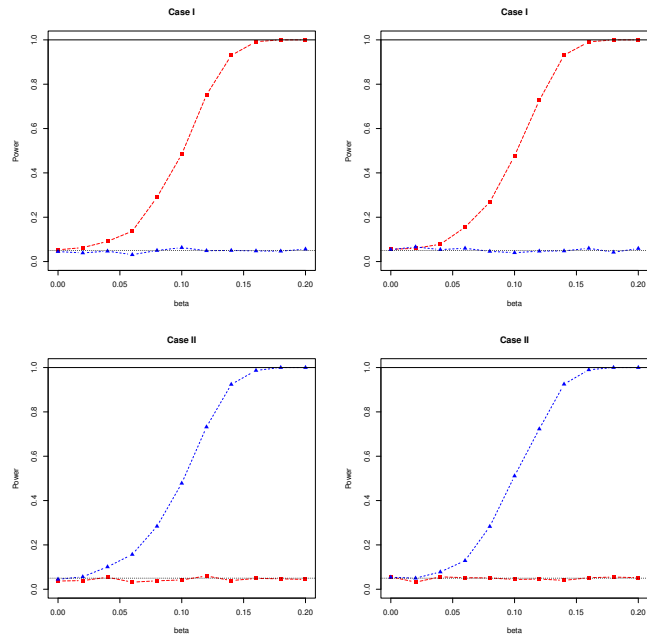


FIG 3. Empirical power plot of the comparison of the many-sample proportionality test (red square) and the diagonality test (blue triangle) in [37] under two cases, I and II, with two different noises, normal noise (left panel) and Gamma noise (right panel).

TABLE 2  
Empirical sizes of the many-sample proportionality test, with  $p, q, n$  matching those in [37].

Case (a)		Case (b)	
Normal	Gamma	Normal	Gamma
0.051	0.046	0.054	0.053

tissues are independent; so their conclusion is indeed to accept the independence of the columns. According to Lemma 3.1, if, in addition, the Kronecker product structure (3.1) is also true, then the  $q$  column covariance matrices must be proportional, which is a fact strongly rejected by our test. Therefore, the only plausible explanation is that the  $q = 9$  tissue populations are independent while the whole data set does not follow the Kronecker product structure (3.1). To recap, we conclude that gene expression levels among tissues are independent but their covariance matrices are not proportional, and the Kronecker product covariance model (3.1) is not appropriate for this mouse aging data set although the model is widely used in many studies about the dataset.

*Remark 3.1.* One may wonder that the number of mouse groups is  $q = 9$  (number of samples) which is not very large and that our asymptotic results for the specification test might not be accurate. Following the recent literature in high-dimensional statistics [6, 40], high-dimensional effects take place if the ratio of dimension-to-sample-size is away from zero even though both the dimension and the sample size are not very large. In our situation, the effects of many samples can be visible if the ratio  $q/n$  of sample number to sample size is away from zero: here we have  $q/n = 9/40 = 0.225$  indeed. It can be expected that the asymptotic results assuming fixed  $q$  might be less accurate than our many-sample asymptotic results that consider  $q$  and  $n$  growing to infinity in comparable magnitude.

To further verify that our specification test is already accurate enough even for relatively small population number and sample sizes, we conduct a small simulation experiment with dimensions and sample sizes matching those of the mouse aging data, namely,  $p = 46$ ,  $q = 9$  and  $n_1 = \dots = n_9 = 40$ , where other design parameters follow those of the experiments (a) and (b) in Section 2.5. The empirical sizes of the test under different settings are reported in Table 2. It can be observed that our proposed test controls the size well under the null. This thus confirms the accuracy of the asymptotic null distribution of the test statistic we derived under the many-sample framework even though the sample number and the sample sizes are not very large.

*Remark 3.2.* For the case of a small number of populations ( $q = 9$ ), it is of special interest to compare our proposed method with existing methods for a fixed number of populations. Here, we make the comparison with a recent study [2] that addresses multi-sample tests for the proportionality of large-dimensional covariance matrices. In [2], the author proposed a  $(q - 1)$ -dimensional random vector  $\mathbf{T}_0$  to characterize the mutual proportionality among groups and proved that the null distribution of  $\mathbf{T}_0$  asymptotically follows a  $(q - 1)$ -dimensional standard normal distribution. Thus, the inner product  $t_0 := \mathbf{T}_0^\top \mathbf{T}_0$  converges to a chi-square distribution  $\chi_{q-1}^2$  with  $q - 1$  degrees of freedom under the null.

TABLE 3  
Empirical sizes of the many-sample proportionality test and the [2]'s test, with  $p, q, n$  matching those in [37].

many-sample test		proportionality test in [2]	
Normal	Gamma	Normal	Gamma
0.047	0.049	0.112	0.121

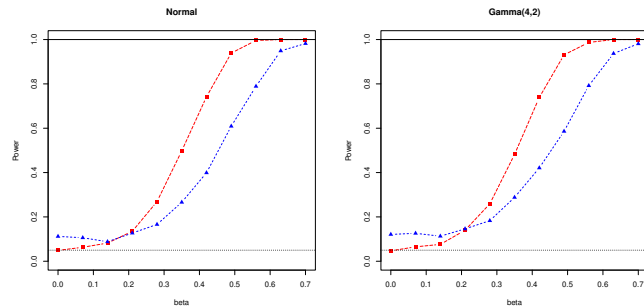


FIG 4. Empirical power plot of the comparison of the many-sample proportionality test (red square) and the proportionality test in [2] (blue triangle) with two different noises, normal noise (left) and Gamma noise (right).

In the simulation, we evaluate both size control and power by comparing our proportionality test with the method in [2] under the same settings:  $p = 46, q = 9$ , and  $n = 40$  as in the mouse aging data. We keep  $q$  populations  $\mathbf{x}_1, \dots, \mathbf{x}_q$  to be mutually independent and the  $i$ th population satisfies the structure  $\mathbf{x}_i = \Sigma_i^{1/2} \mathbf{z}_i$  as in Assumption 1, with two different types of noises  $z_{ij}$ :  $\mathcal{N}(0, 1)$  and  $\text{Gamma}(4, 2) - 2$ . For  $i = 1, \dots, q$ , the population covariance matrix  $\Sigma_i = w_i[(1 - \beta)\mathbf{\Lambda}_0 + \beta\mathbf{\Lambda}_i]$ , where for  $j = 0, \dots, q, \mathbf{\Lambda}_j = \mathbf{U}_j^\top \mathbf{D}_j \mathbf{U}_j$  with  $\mathbf{U}_j$  a random orthogonal matrix and  $\mathbf{D}_j$  a diagonal matrix with entries randomly picked from  $(e^{-3}, e^3)$  such that  $\mathbf{\Lambda}_0, \dots, \mathbf{\Lambda}_q$  are not proportional to each other, and  $\{w_j\}$  are randomly selected positive weights in  $(0.5, 1.5)$ . It can be easily seen that the covariance matrices of these  $q$  populations are proportional to  $\mathbf{\Lambda}_0$  when  $\beta = 0$ . As  $\beta$  increases, the  $q$  covariance matrices become non-proportional.

Under both the normal and the gamma noise settings, we compute both our test statistic and the statistic  $t_0 = \mathbf{T}_0^\top \mathbf{T}_0$  in [2] repeatedly for 1000 iterations and derive the empirical sizes table in Table 3 and the empirical power curves plotted in Figure 4. The results demonstrate that, although the number of populations is small, our test effectively controls the size, whereas the method in [2] fails to do so. Additionally, our test procedure shows a faster increase in power towards one as it deviates from the null hypothesis compared to the method in [2]. These findings validate the efficiency of our many-sample test procedure.



## 4. Testing of equality

### 4.1. Basic settings

Let  $\mathbf{x}_1, \dots, \mathbf{x}_q$  be  $q$   $p$ -dimensional random vectors with covariance matrix  $\Sigma_i$ ,  $i = 1, \dots, q$ . Consider the following equality test:

$$H_0 : \quad \Sigma_i = \Sigma, \quad i = 1, \dots, q,$$

for some unknown non-negative definite matrix  $\Sigma$ . For two  $p \times p$  matrices  $\mathbf{A}$  and  $\mathbf{B}$ , define  $d_0(\mathbf{A}, \mathbf{B}) = \text{tr}[(\mathbf{A} - \mathbf{B})^2]$ . It is easy to see that  $d_0$  characterizes the equality of two matrices. Similar to Section 2, we define

$$m_p = \binom{q}{2}^{-1} \sum_{i < j} d_0(\Sigma_i, \Sigma_j). \quad (4.1)$$

Then, the testing problem can be equivalently transferred to

$$H_0 : \quad m_p = 0 \quad \text{versus} \quad H_1 : \quad m_p > 0. \quad (4.2)$$

We construct the test statistic  $V_p$  in (4.3) based on an unbiased estimation of the distances  $d_0(\Sigma_i, \Sigma_j)$ 's and the quantity  $m_p$ .

Testing the equality hypothesis (4.2) is, in fact, simpler than testing the proportionality hypothesis analyzed in the previous sections. By repeating a similar analysis, we can construct a test statistic for the many-sample testing of the equality hypothesis. The same Assumptions 4–1 given in Section 2 will be used. For each  $i = 1, \dots, q$ , assume that there are  $n_i$  independent observations  $\mathbf{x}_{i,1}, \dots, \mathbf{x}_{i,n_i}$  from population  $\mathbf{x}_i$ . Let  $\mathbf{X}_{ip} = (\mathbf{x}_{i,1}, \dots, \mathbf{x}_{i,n_i})$  be the data matrix and the sample covariance matrix  $\mathbf{S}_{i,p}$  defined as in (2.1).

### 4.2. Unbiased estimation of the distance

The subsection parallels Section 2.2. Hence, we omit the details and directly state the final result.

Recall that, for any  $i \neq j$ ,

$$d_0(\Sigma_i, \Sigma_j) = p \{ \mu_{i,2} + \mu_{j,2} - 2\text{tr}(\Sigma_i \Sigma_j) \},$$

where  $\mu_{i,2} = p^{-1}\text{tr}(\Sigma_i^2)$  for  $i = 1, \dots, q$ . It should be noted that the second-order spectral moment of the sample covariance matrix is biased to that of the corresponding population covariance matrix due to the high-dimensional effects  $p/n_i \rightarrow c_i \in (0, \infty)$ . Hence, we apply the unbiased estimator  $\hat{\mu}_{i,2}$  in (2.8) and define

$$g(\mathbf{X}_{ip}, \mathbf{X}_{jp}) = p \left\{ \hat{\mu}_{i,2} + \hat{\mu}_{j,2} - 2\frac{1}{p}\text{tr}(\mathbf{S}_{ip}\mathbf{S}_{jp}) \right\} \quad (4.3)$$

It is easy to see from the discussion in Lemma 2.3 and the fact  $\mathbb{E}[\text{tr}(\mathbf{S}_{ip}\mathbf{S}_{jp})] = \text{tr}(\Sigma_i, \Sigma_j)$  that  $g(\mathbf{X}_{ip}, \mathbf{X}_{jp})$  is indeed an unbiased estimator for the distance  $d_0(\Sigma_i, \Sigma_j)$ .

### 4.3. The test statistic and its asymptotic normality

The proposed test statistic is given as

$$V_p = \binom{q}{2}^{-1} \sum_{i < j} g(\mathbf{X}_{ip}, \mathbf{X}_{jp}).$$

An immediate consequence of the discussion in Section 4.2 is that  $V_p$  is an unbiased estimator of the quantity  $m_p$ , i.e.,  $\mathbb{E}[V_p] = m_p$ . In particular, when  $H_0$  holds, all distances  $d_0(\boldsymbol{\Sigma}_i, \boldsymbol{\Sigma}_j) = 0$  and this  $\mathbb{E}[V_p] = m_p = 0$ .

To optimize the computational complexities, an explicit representation of  $V_p$  is also given as follows:

$$\begin{aligned} V_p &= \frac{1}{q(q-1)} \sum_{i \neq j} p \{ \hat{\mu}_{i,2} + \hat{\mu}_{j,2} - 2 \frac{1}{p} \text{tr}(\mathbf{S}_{ip} \mathbf{S}_{jp}) \} \\ &= \frac{2}{q} \sum_{i=1}^q p \hat{\mu}_{i,2} - \frac{2q}{(q-1)} \text{tr} \left( \frac{1}{q} \sum_{i=1}^q \mathbf{S}_{ip} \right)^2 + \frac{2}{q-1} \left( \frac{1}{q} \sum_{i=1}^q \text{tr}(\mathbf{S}_{ip}^2) \right). \end{aligned} \quad (4.4)$$

It can be seen from the expression that the summations over two distinct indices are reduced, and the final result only involves mean values of  $q$  numbers or matrices. So, the computational time is significantly shortened.

The following theorem reveals the asymptotic normality of our proposed statistic  $V_p$  under both the null and the alternative.

**Theorem 4.1.** *Let*

$$\tilde{\boldsymbol{\Gamma}}_{i,p} = \boldsymbol{\Sigma}_i - \frac{1}{q-1} \sum_{j:j \neq i} \boldsymbol{\Sigma}_j, \quad i = 1, \dots, q. \quad (4.5)$$

Then, under Assumptions 1–4, it holds that

$$\frac{\sqrt{q}(V_p - m_p)}{\lambda_p} \xrightarrow{d} \mathcal{N}(0, 1).$$

The asymptotic variance  $\lambda_p^2 = \frac{4}{q} \sum_{i=1}^q \lambda_{i,p}^2$  with

$$\lambda_{i,p}^2 = 4c_{ip}^2 \mu_{i,2}^2 + 4c_{ip} \langle \tilde{\boldsymbol{\Gamma}}_{i,p}, \tilde{\boldsymbol{\Gamma}}_{i,p} \rangle_{\boldsymbol{\Sigma}_i},$$

where the inner product  $\langle \cdot, \cdot \rangle_{\boldsymbol{\Sigma}_i}$  is defined as in (2.15).

The proof of the theorem is provided in Appendix F.1. From the above theorem, we see that the asymptotic variance can be decomposed into two parts  $\lambda_p^2 = \lambda_{0,p}^2 + \lambda_{r,p}^2$ , in which

$$\lambda_{0,p}^2 = \frac{16}{q} \sum_{i=1}^q c_{ip}^2 \mu_{i,2}^2, \quad \lambda_{r,p}^2 = \frac{16}{q} \sum_{i=1}^q c_{ip} \langle \tilde{\boldsymbol{\Gamma}}_{i,p}, \tilde{\boldsymbol{\Gamma}}_{i,p} \rangle_{\boldsymbol{\Sigma}_i}. \quad (4.6)$$

Under Assumptions 1–3,  $\lambda_{0,p}^2$  is always positive and has both upper and lower bounds. The remainder  $\lambda_{r,p}^2$  remains non-negative. In particular, when  $H_0$  holds, we see directly from (4.5) that  $\tilde{\Gamma}_{i,p} = \mathbf{O}$  for all  $i = 1, \dots, q$  and thus  $\lambda_{r,p}^2$  vanishes. Thus, as a direct consequence of Theorem 4.1, we have

**Corollary 4.2.** *Suppose that  $H_0$  in (4.2) holds. Then, under Assumptions 1–4,*

$$\frac{\sqrt{q}V_p}{\lambda_{0,p}} \xrightarrow{d} \mathcal{N}(0, 1).$$

To estimate the asymptotic variance  $\lambda_{0,p}^2$ , we define

$$\hat{\lambda}_p^2 = \frac{16}{q} \sum_{i=1}^q c_{ip}^2 \hat{\mu}_{i,2}^2.$$

**Theorem 4.3.** *Under Assumptions 1–4,  $\hat{\lambda}_p^2$  is always consistent to  $\lambda_{0,p}^2$ . Consequently, under  $H_0$ , it holds that*

$$\frac{\sqrt{q}V_p}{\hat{\lambda}_p} \xrightarrow{d} \mathcal{N}(0, 1).$$

The detailed proof of Theorem 4.3 is given in Appendix F.2.

In summary, the procedure for testing  $H_0$  in (4.2) at significance level  $\alpha$  is to reject  $H_0$  if  $q^{1/2}V_p/\hat{\lambda}_p > z_\alpha$ , where  $z_\alpha$  is the  $\alpha$ th upper-quantile of the standard normal.

#### 4.4. Power under alternative hypothesis

This section is devoted to analyzing the power of our proposed test procedure under the alternative  $H_1$  in (4.2). The next theorem reveals the asymptotic representation of the power function and a sufficient and necessary condition for a strong rejection.

**Theorem 4.4.** *Assume that Assumptions 1–4 holds. For any significant level  $\alpha \in (0, 1)$ , the power function satisfies*

$$\mathbb{P}_{H_1} \left( \frac{\sqrt{q}V_p}{\hat{\lambda}_p} > z_\alpha \right) = \Phi \left( \frac{\sqrt{q}m_p}{\lambda_p} - \frac{\lambda_{0,p}}{\lambda_p} z_\alpha \right) + o(1). \quad (4.7)$$

Consequently, the power function tends to 1 as  $p, q, \{n_j\}$  increase if and only if  $\sqrt{q}m_p \rightarrow \infty$ .

The proof of the theorem is mainly based on the previous Theorems 4.1 and 4.3 and is provided in Appendix G.

*Remark 4.1.* Similar to Remark 2.1, we define  $d'_{\max,q} = \max_{i < j} d_0(\Sigma_i, \Sigma_j)$ . Then, the testing power vanishes if  $d'_{\max,q} = o(q^{-1/2})$ . In other words, a necessary condition to ensure the power is that the convergence rate of  $d'_{\max,q}$  to 0 cannot be faster than  $q^{-1/2}$ .

Theorem 4.4 that the divergence of the mean drift  $\sqrt{q}m_p$  guarantees the power. Thus, we investigate examples parallel to those in Section 2.4 to get respective sufficient conditions.

*Example 4.1* ( $q$  matrices without equal pair). Suppose that for any  $1 \leq i \neq j \leq q$ ,  $d_{\text{PROP}}(\Sigma_i, \Sigma_j) > 0$ . Let  $d'_{1,q} := \min_{i < j} d_0(\Sigma_i, \Sigma_j)$ . Then, the converge rate of  $d'_{1,q}$  influences the power. Since  $\sqrt{q}M_p \geq \sqrt{q}d_{1,q}$ , according to Theorem 4.4, the power function tends to 1 when  $\sqrt{q}d_{1,q} \rightarrow \infty$ .  $\square$

The next example focuses on the case where the  $q$  populations can be divided into  $m$  subgroups, where populations within the same group are equal to each other while populations from different groups are not.

*Example 4.2* (Unequal subgroups without dominant group). Let  $m = m(q)$  be a positive integer smaller than  $q$  and may vary as  $q$  increases. Suppose that  $\{1, \dots, q\}$  can be split into  $m$  non-empty disjoint subsets  $I_1, \dots, I_m$ . Furthermore, we assume that there are  $m$  distinct  $p \times p$  non-negative definite matrices  $\Lambda'_1, \dots, \Lambda'_m$  such that  $\Sigma_r = \Lambda'_i$  if  $r \in I_i$ . We denote  $d'_{2,q} := \min_{1 \leq i < j \leq m} d_0(\Lambda'_i, \Lambda'_j)$ . Still,  $d'_{2,q}$  is positive for fixed  $q$ , but it can decrease to zero as  $q$  varies. Same as Example 2.2, we use  $q_i$  stands for the number of elements in  $I_i$ , and assume that condition (2.21) holds, which suggests It implies that none of the  $m$  groups will be dominant.

We show that the divergence of the mean drift is determined by  $d'_{2,q}$  and  $\theta_0$ . Observe that

$$\begin{aligned} m_p &= \frac{1}{q(q-1)} \sum_{r \neq s} d_0(\Sigma_r, \Sigma_s) \\ &= \frac{1}{q(q-1)} \sum_{i \neq j} \sum_{r \in I_i, s \in I_j} d_0(\Lambda'_i, \Lambda'_j) \\ &= \frac{1}{q(q-1)} \sum_{i \neq j} d_0(\Lambda'_i, \Lambda'_j) q_i q_j \\ &\geq d'_{2,q} \sum_{i=1}^m \frac{q_i}{q} \left(1 - \frac{q_i}{q}\right) \\ &\geq d'_{2,q} (1 - \theta_0). \end{aligned}$$

Thus, if  $\sqrt{q}d'_{2,q} \rightarrow \infty$ , the value of our power function will tend to 1.  $\square$

The next example considers the scenario with  $\theta_0 = 1$ , in which the total  $q$  populations consist of a dominant subgroup with a small number of outliers.

*Example 4.3* (One dominant group with a few outliers). Suppose that there exists a non-empty subset  $I_0 \subset \{1, \dots, q\}$  and an un-specified basis matrix  $\Sigma$  such that populations outside  $I_0$  all equal to  $\Sigma$ , but within the subset, populations are not. We denote  $d'_{3,q} = \min_{j \in I_0} d_0(\Sigma_j, \Sigma)$ . Here,  $d'_{3,q}$  is positive for any  $q$  fixed but may decrease to zero as  $q$  grows.

We still focus on the small- $K$  setting:  $K = K(q) = o(q)$ , where  $K = |I_0|$  is the number of elements in  $I_0$ . This assumption causes that the term  $\lambda_{r,p}^2 = o(1)$

in (4.6) and thus  $\lambda_p^2 = \lambda_{0,p}^2 + o(1)$ . It then follows that (4.7) can be further simplified as

$$\mathbb{P}_{H_1} \left( \frac{\sqrt{q}V_p}{\widehat{\lambda}_p} > z_\alpha \right) = \Phi \left( \frac{\sqrt{q}m_p}{\lambda_{0,p}} - z_\alpha \right) + o(1). \quad (4.8)$$

We denote  $\mu_2 = p^{-1}\text{tr}(\Sigma^2)$  and  $\bar{c}_{q,12} := (q - K)^{-1} \sum_{i \in I_0^c} c_{ip}^2$ . Under Assumptions 2, 3 and the small- $K$  condition, it is easy to show that both  $\mu_2$  and  $\bar{c}_{q,12}$  have positive upper and lower bounds. The asymptotic variance can be simplified as  $\lambda_{0,p}^2 = 16\mu_2^2\bar{c}_{q,12}$ .

Observe that

$$\begin{aligned} m_p &= \frac{2}{q(q-1)} \left\{ \sum_{\{i,j\} \subset I_0} d_0(\Sigma_i, \Sigma_j) + \sum_{i \in I_0^c} \sum_{j \in I_0} d_0(\Sigma_i, \Sigma_j) \right\} \\ &\geq \frac{2}{q(q-1)} \sum_{i \in I_0^c} \sum_{j \in I_0} d_0(\Sigma, \Sigma_j) \\ &\geq \frac{2K(q-K)}{q(q-1)} d'_{3,q}. \end{aligned}$$

Therefore, in (4.8), we have

$$\frac{\sqrt{q}m_p}{\lambda_{0,p}} \geq \frac{(q-K)Kd'_{3,q}}{2(q-1)\mu_2\sqrt{q}\bar{c}_{q,12}}$$

Hence, if  $Kd'_{3,q}/\sqrt{q} \rightarrow \infty$ , then  $\sqrt{q}m_p \rightarrow \infty$  and thus the power will eventually tend to 1.  $\square$

Finally, we consider the problem of “finding a needle in a haystack”, where there is a single outlier ( $K = 1$ ) among these  $q$  populations. The relevant results will later be used in Section 4.5.

*Example 4.4* (Finding a needle in a haystack). Consider the following alternative:

$$H_1^{(\beta)} : \Sigma_i = \begin{cases} \Sigma, & i = 1, \dots, q-1; \\ \Sigma + \sqrt{\beta}\mathbf{\Lambda}, & i = q, \end{cases} \quad (4.9)$$

where  $\mathbf{\Lambda} \neq \Sigma$ . Here,  $\beta$ , a non-negative variable, is introduced to control the degree of deviation of  $H_1^{(\beta)}$  from  $H_0$  in a way that  $H_1^{(0)} = H_0$  when  $\beta = 0$ , and  $H_1^{(\beta)}$  gradually deviates from  $H_0$  and as  $\beta$  grows.

For  $\beta > 0$ , since there is only a single outlier, we have we have

$$d'_{3,q} = d_0(\Sigma, \Sigma + \sqrt{\beta}\mathbf{\Lambda}) = \beta \text{tr}(\mathbf{\Lambda}^2).$$

In addition, the mean drift

$$\sqrt{q}m_p = \frac{2\sqrt{q}}{q(q-1)} \sum_{i=1}^{q-1} d_0(\Sigma_q, \Sigma) = \frac{2}{\sqrt{q}} \beta \text{tr}(\mathbf{\Lambda}^2),$$

Meanwhile, we also have  $\lambda_{0,p}^2 = 16\mu_2^2\bar{c}_{q,12}$  and

$$\frac{\sqrt{q}m_p}{\lambda_{0,p}} = \frac{\beta\text{tr}(\mathbf{\Lambda}^2)}{2\mu_2\sqrt{q\bar{c}_{q,12}}}.$$

Combining with (4.8), the power function now becomes

$$\mathbb{P}_{H_1}\left(\frac{\sqrt{q}V_p}{\hat{\lambda}_p} > z_\alpha\right) = \Phi\left(\beta\frac{\text{tr}(\mathbf{\Lambda}^2)}{2\mu_2\sqrt{q\bar{c}_{q,12}}} - z_\alpha\right) + o(1). \quad (4.10)$$

Thus, if  $\liminf_{p,q \rightarrow \infty} \text{tr}(\mathbf{\Lambda}^2)/\sqrt{q} > 0$ , value of the power function will gradually tend to one.  $\square$

#### 4.5. Simulation results

The simulation design follows the settings in Example 4.4. Similar to Section 2.5, we set  $p = 100$ , the number of populations  $q = 50, 100, 150$ , and the sample sizes  $\{n_j\}$  randomly picked from  $\{50, \dots, 150\}$ . We consider the standard normal noise  $z_{ij} \sim \mathcal{N}(\mathbf{0}, \mathbf{I}_p)$  and the Gamma noise  $z_{ij} \sim \text{Gamma}(4, 2) - 2$ .

In Example 4.4, we set the last population  $\mathbf{\Sigma}_q$  as the unique outlier ( $K = 1$ ), of which  $\mathbf{\Sigma}_q = \mathbf{\Sigma}_0 + \sqrt{\beta}\mathbf{\Lambda}_0$ , and the other populations are all identical to the matrix  $\mathbf{\Sigma}_0$ . Here, the parameter  $\beta$  varies from 0 to a selected positive number  $\beta_{\max}$  according to different scenarios. In addition, for two given distinct non-negative definite matrices  $\mathbf{\Lambda}$  and  $\mathbf{\Sigma}$ , we define

$$\mathbf{\Sigma}_0 = \mathbf{\Sigma}/\sqrt{p^{-1}\text{tr}(\mathbf{\Sigma}^2)} \quad \text{and} \quad \mathbf{\Lambda}_0 = \mathbf{\Lambda}/\sqrt{p^{-1}\text{tr}(\mathbf{\Lambda}^2)}.$$

The normalization procedure helps reduce the theoretic curve in (4.10) to be

$$\mathbb{P}_{H_1}\left(\frac{\sqrt{q}V_p}{\hat{\lambda}_p} > z_\alpha\right) = \Phi\left(\frac{\beta p}{2\sqrt{q\bar{c}_{12,q}}} - z_\alpha\right) + o(1), \quad (4.11)$$

where  $\bar{c}_{12,q} = (q-1)^{-1} \sum_{i=1}^{q-1} c_{ip}^2$ .

The following three scenarios of  $\mathbf{\Sigma}$  and  $\mathbf{\Lambda}$  are considered:

(a)  $\mathbf{\Sigma} = \mathbf{I}_p$ , and  $\mathbf{\Lambda} = U \text{diag}\{\sqrt{\beta}, \dots, \sqrt{\beta}, 0, \dots, 0\} U^T$ , where the first  $p/2$  entries equal to  $\beta^{1/2}$  and  $U$  is a randomly chosen orthogonal matrix;

(b)  $\mathbf{\Sigma} = \mathbf{U}_1 \mathbf{D}_1 \mathbf{U}_1^T$  and  $\mathbf{\Lambda} = \mathbf{U}_2 \mathbf{D}_2 \mathbf{U}_2^T$ , where  $\mathbf{U}_1$  and  $\mathbf{U}_2$  are two independently and randomly chosen orthogonal matrices,  $\mathbf{D}_1$  and  $\mathbf{D}_2$  are diagonal matrices with their entries randomly picked from the interval  $(0.1, 10.1)$ .

For each  $\beta$  from 0 to  $\beta_{\max}$  with step size 0.1, we repeat simulations 1000 times and compute the empirical size and power. The empirical sizes are shown in Table 4, and the curves of empirical power are displayed in Figure 5. Our proposed statistic well controls the empirical size under  $H_0$ , and effectively rejects  $H_0$  when the outlier covariance matrix deviates from the majority as  $\beta$  increases. Meanwhile, the empirical power curves are very close to the theoretical ones, which agrees with our previous theoretical results.

TABLE 4  
Empirical sizes of the many-sample equality test.

	Case (a)		Case (b)	
	Normal	Gamma	Normal	Gamma
$q = 50$	0.053	0.045	0.054	0.060
$q = 100$	0.049	0.054	0.053	0.050
$q = 150$	0.047	0.050	0.053	0.049

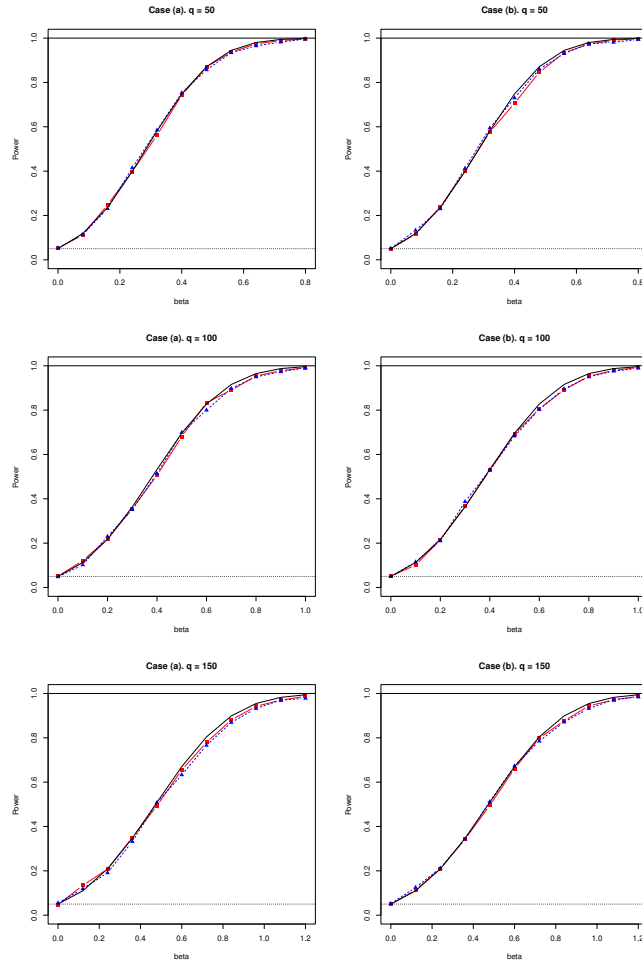


FIG 5. Empirical power plots for the many-sample equality test. Two design cases with two different noises, normal noise (red square) and Gamma noise (blue triangle), under three different settings:  $q = 50, 100,$  and  $150$ . The black dash curves stand for the theoretical functions given in (4.11).

TABLE 5  
Information about 26 populations in The 1000 Genomes Project phase 3.

Abbreviation	Name	Size
ACB	(African Caribbean in Barbados)	96
ASW	(African ancestry in Southwest USA)	61
BEB	(Bengali in Bangladesh)	86
CDX	(Chinese Dai in Xishuangbanna, China)	93
CEU	(Utah residents with Northern and Western European ancestry)	99
CHB	(Han Chinese in Beijing, China)	103
CHS	(Southern Han Chinese, China)	105
CLM	(Colombian in Medellin, Colombia)	94
ESN	(Esan in Nigeria)	99
FIN	(Finnish in Finland)	99
GBR	(British in England and Scotland)	91
GIH	(Gujarati Indian in Houston, Texas)	103
GWD	(Gambian in Western Division, The Gambia)	113
IBS	(Iberian populations in Spain)	107
ITU	(Indian Telugu in the UK)	102
JPT	(Japanese in Tokyo, Japan)	104
KHV	(Kinh in Ho Chi Minh City, Vietnam)	99
LWK	(Luhya in Webuye, Kenya)	99
MSL	(Mende in Sierra Leone)	85
MXL	(Mexican ancestry in Los Angeles, California)	64
PEL	(Peruvian in Lima, Peru)	85
PJL	(Punjabi in Lahore, Pakistan)	96
PUR	(Puerto Rican in Puerto Rico)	104
STU	(Sri Lankan Tamil in the UK)	102
TSI	(Toscani in Italy)	107
YRI	(Yoruba in Ibadan, Nigeria)	108
total		2504

#### 4.6. The 1000 Genomes Project (phase 3)

The equality assumption on covariance matrices is often assumed in performing analysis of variance or covariance (ANOVA) in genetic data analysis; see for example, [28] and [29]. We here aim to check the validity of such an assumption by investigating a gene dataset from the 1000 Genomes Project phase 3 in [13]. The dataset contains phased genotypes for 112515 genes in the 22th chromosome of 2504 individuals from  $q = 26$  populations. The list of abbreviations, names, and sample sizes of the 26 populations is provided below in Table 5.

Assume that 26 populations are mutually independent and for each population, the data are i.i.d. samples from the following model:

$$\mathbf{x}_{i,j} = \boldsymbol{\mu}_i + \boldsymbol{\Sigma}_i^{1/2} \mathbf{z}_{i,j}, \quad j = 1, \dots, n_i; \quad i = 1, \dots, q,$$

where  $\mathbf{x}_{i,j}$  stands for the  $j$ th sample for the  $i$ th population,  $\boldsymbol{\mu}_i$  and  $\boldsymbol{\Sigma}_i$  stand for the population-specific mean and covariance matrix, and  $\mathbf{z}_{i,1}, \dots, \mathbf{z}_{i,j}$  are i.i.d. random vectors having i.i.d. entries with zero mean, unit variance and finite eighth moments. Our focus is on checking the validity of the equality hypothesis: “ $\boldsymbol{\Sigma}_1 = \dots = \boldsymbol{\Sigma}_q$ ”.



As the ultra-high dimension of the observations 112515 is much larger than the sample sizes, a sub-sampling method is used to investigate the equality of reduced population covariance matrices with size  $p = 100$ . In other words, we repeat the experiment 10000 times. In each experiment, we randomly draw  $p = 100$  genes from the total of 112515 ones, centralize the data by the sample mean for each population, perform our testing of equality for sub-covariance matrices, and compute the values of our testing statistic. This reduction to sub-matrices indeed makes sense since the global equality hypothesis “ $\Sigma_1 = \dots = \Sigma_q$ ” implies the equality of reduced covariance matrices from sub-sampled genes, and that all the test statistics is asymptotically standard normal.

It turns out that our testing statistic  $q^{1/2}V_p/\widehat{\lambda}_p$  in these 10000 experiments ranges from 58.679 to 90.899 with mean 74.730, which are far greater than the 95% standard normal quantile and thus lead to a full and strong rejection of the global equality hypothesis. Consequently, we conclude that it is indeed not reasonable to assume the equality of the 26 population covariance matrices in this 1000 Genomes Project phase 3 dataset.

Furthermore, we investigate the contributions of different pairs of populations to the extremely large values of our statistics. Let us take a closer look at our testing statistic

$$\frac{q^{1/2}V_p}{\widehat{\lambda}_p} = \frac{1}{q(q-1)} \sum_{i \neq j} \frac{q^{1/2}g(\mathbf{X}_{ip}, \mathbf{X}_{jp})}{\widehat{\lambda}_p} =: \frac{1}{q(q-1)} \sum_{i \neq j} G_{ij},$$

where  $g(\mathbf{X}_{ip}, \mathbf{X}_{jp})$ ,  $V_p$  and  $\widehat{\lambda}_p$  are given in (4.3), (4.3) and (4.3), respectively. Here,  $G_{ij}$  represents the contribution of the  $i$ th and  $j$ th populations. Indeed, according to discussions in Section 4.2 and 4.3,  $g(\mathbf{X}_{ip}, \mathbf{X}_{jp})$  is an unbiased and consistent estimator for  $d_0(\Sigma_i, \Sigma_j)$  and  $\widehat{\lambda}_p$  is a consistent estimator for

$$4 \left[ \frac{1}{q} \sum_{j=1}^q c_{jp}^2 \left( \frac{1}{p} \text{tr}(\Sigma_j^2) \right)^2 \right]^{1/2},$$

in which the latter can be viewed as a global normalizer. Denote  $\overline{G}_{ij}$  be the averaging value of  $G_{ij}$  over the above-mentioned 10000 repeated experiments: this statistic is, in fact, the two-sample statistic if we were, testing the single hypothesis “ $\Sigma_i = \Sigma_j$ ” and a large value means that the two covariance matrices are likely distinct.

We find that the values of  $\overline{G}_{ij}$ 's vary from 24.415 to 51.521 with a mean of 36.278. Moreover, we also classify the values of  $\overline{G}_{ij}$ 's into four classes  $\{1, 2, 3, 4\}$  by comparing them with the sample quartiles  $Q_{75\%} = 40.306$ ,  $Q_{50\%} = 34.475$  and  $Q_{25\%} = 28.506$ . Figure 6 displays a heat map with these classes for all the population pairs  $(i, j)$  (the diagonal entries are set to zero) where the populations are sorted according to their row averages  $q^{-1} \sum_{j=1}^q \overline{G}_{ij}$  in a decreasing order.

According to Figure 6, we can divide 26 populations into three sub-groups based on their contributions to the extremely large value of our testing statistic. The main contributions come from the following six populations: “ASW”,

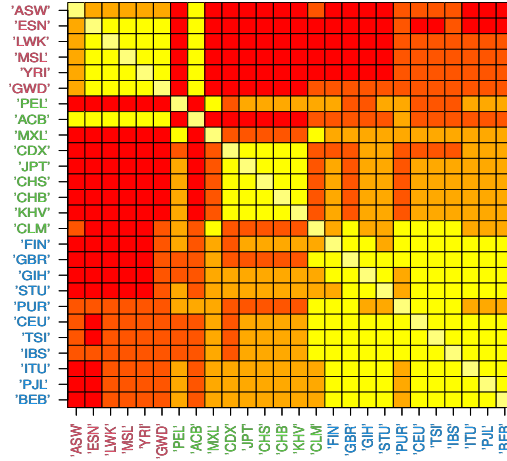


FIG 6. A heat-map for pairwise test statistics ( $\bar{G}_{ij}$ ) with 4 classes. Rows are sorted in descending order according to their row averages. Diagonal values are set to 0.

“ESN”, “LWK”, “MSL”, “YRI” and “GWD”. It can be seen that these six deviate significantly from others since the corresponding statistic values  $\bar{G}_{ij}$  almost always lie beyond the third quartile  $Q_{75\%}$ . Besides, there are also nine populations with medium contributions since their corresponding statistic values mostly lie between the second and third quartiles. The other eleven populations tend to take smaller values below the first quartile, though they are still not small enough to allow us to treat their covariance matrices as equal.

### Acknowledgments

The authors wish to express their appreciation to the anonymous reviewers, the Associate Editor, and the Editor for their insightful feedback and constructive suggestions, which have greatly contributed to the improvement of this paper.

### Funding

Chen Wang was partially supported by Hong Kong RGC General Research Fund 17301021 and National Natural Science Foundation of China Grant 72033002. Jianfeng Yao was partially supported by NSFC RFIS Grant No. 12350710179.

### Supplementary Material

Supplement to “Many-sample tests for the equality and the proportionality hypotheses between large covariance matrices”

In this supplement, we provide all technical proofs.

## References

- [1] AHMAD, M. R. (2017). Location-invariant Multi-sample U-tests for Covariance Matrices with Large Dimension. *Scandinavian Journal of Statistics* **44** 500-523.
- [2] AHMAD, R. (2022). Tests for proportionality of matrices with large dimension. *Journal of Multivariate Analysis* **189** 104865.
- [3] ALLEN, G. I. and TIBSHIRANI, R. (2010). Transposable regularized covariance models with an application to missing data imputation. *The Annals of Applied Statistics* **4** 764–790.
- [4] ALLEN, G. I. and TIBSHIRANI, R. (2012). Inference with transposable data: Modelling the effects of row and column correlations. *Journal of the Royal Statistical Society B (Statistical Methodology)* **74** 721–743.
- [5] BAI, Z., JIANG, D., YAO, J. F. and ZHENG, S. (2009a). Corrections to LRT on large-dimensional covariance matrix by RMT. *The Annals of Statistics* **37** 3822-3840.
- [6] BAI, Z., JIANG, D., YAO, J.-F. and ZHENG, S. (2009b). Corrections to LRT on large-dimensional covariance matrix by RMT. *The Annals of Statistics* **37** 3822–3840.
- [7] BAI, Z., HU, J., WANG, C. and ZHANG, C. (2021). Test on the linear combinations of covariance matrices in high-dimensional data. *Statistical Papers* **62** 701-719.
- [8] BAO, Y. and ULLAH, A. (2010). Expectation of quadratic forms in normal and nonnormal variables with applications. *Journal of Statistical Planning and Inference* **140** 1193 – 1205.
- [9] BUTUCEA, C. and ZGHEIB, R. (2017). Adaptive test for large covariance matrices in presence of missing observations. *Alea (Rio de Janeiro)* **14** 557-578.
- [10] CHEN, S. X., ZHANG, L. X. and ZHONG, P. S. (2010). Tests for high-dimensional covariance matrices. *Journal of the American Statistical Association* **105** 810-819.
- [11] CHENG, G., LIU, B., TIAN, G. and ZHENG, S. (2020). Testing proportionality of two high-dimensional covariance matrices. *Computational Statistics and Data Analysis* **150**.
- [12] COELHO, C. A. and MARQUES, F. J. (2012). Near-exact distributions for the likelihood ratio test statistic to test equality of several variance-covariance matrices in elliptically contoured distributions. *Computational Statistics* **27** 627-659.
- [13] 1000 GENOMES PROJECT CONSORTIUM (2015). A global reference for human genetic variation. *Nature* **526** 68-74.
- [14] FISHER, T. J., SUN, X. and GALLAGHER, C. M. (2010). A new test for sphericity of the covariance matrix for high dimensional data. *Journal of Multivariate Analysis* **101** 2554-2570.

- [15] FRIENDLY, M. and SIGAL, M. (2020). Visualizing Tests for Equality of Covariance Matrices. *American Statistician* **74** 144-155.
- [16] HAN, Y. and WU, W. B. (2021). Test for high dimensional covariance matrices. *Annals of Statistics* **48** 3565-3588.
- [17] ISHII, A., YATA, K. and AOSHIMA, M. (2019). Equality tests of high-dimensional covariance matrices under the strongly spiked eigenvalue model. *Journal of Statistical Planning and Inference* **202** 99-111.
- [18] JIANG, D., JIANG, T. and YANG, F. (2012). Likelihood ratio tests for covariance matrices of high-dimensional normal distributions. *Journal of Statistical Planning and Inference* **142** 2241-2256.
- [19] LEDOIT, O. and WOLF, M. (2002). Some hypothesis tests for the covariance matrix when the dimension is large compared to the sample size. *Annals of Statistics* **30** 1081-1102.
- [20] LEDOIT, O. and WOLF, M. (2017). Numerical implementation of the QuEST function. *Computational Statistics & Data Analysis* **115** 199-223.
- [21] LEE, K., DANIELS, M. J. and JOO, Y. (2013). Flexible marginalized models for bivariate longitudinal ordinal data. *Biostatistics* **14** 462-476.
- [22] LENG, C. and TANG, C. Y. (2012). Sparse matrix graphical models. *Journal of the American Statistical Association* **107** 1187-1200.
- [23] LI, J. and CHEN, S. X. (2012). Two sample tests for high-dimensional covariance matrices. *Annals of Statistics* **40** 908-940.
- [24] LI, Z. and YAO, J. (2016). Testing the sphericity of a covariance matrix when the dimension is much larger than the sample size. *Electronic Journal of Statistics* **10** 2973-3010.
- [25] LIAO, G., PENG, L. and ZHANG, R. (2021). Empirical likelihood test for the equality of several high-dimensional covariance matrices. *Science China Mathematics* **64** 2775-2792.
- [26] LIU, B., XU, L., ZHENG, S. and TIAN, G. L. (2013). A new test for the proportionality of two large-dimensional covariance matrices. *Journal of Multivariate Analysis* **131** 293-308.
- [27] NING, Y. and LIU, H. (2013). High-dimensional semiparametric bigraphical models. *Biometrika* **100** 655-670.
- [28] PATTERSON, N., PRICE, A. L. and REICH, D. (2006). Population structure and eigenanalysis. *PLoS Genetics* **2** 2074-2093.
- [29] PRICE, A. L., PATTERSON, N. J., PLENGE, R. M., WEINBLATT, M. E., SHADICK, N. A. and REICH, D. (2006). Principal components analysis corrects for stratification in genome-wide association studies. *Nature Genetics* **38** 904-909.
- [30] QIU, Y. and CHEN, S. X. (2012). Test for bandedness of high-dimensional covariance matrices and bandwidth estimation. *Annals of Statistics* **40** 1285-1314.
- [31] SCHOTT, J. R. (2006). A high-dimensional test for the equality of the smallest eigenvalues of a covariance matrix. *Journal of Multivariate Analysis* **97** 827-843.
- [32] SCHOTT, J. R. (2007). A test for the equality of covariance matrices when the dimension is large relative to the sample sizes. *Computational Statistics*

- and *Data Analysis* **51** 6535-6542.
- [33] SRIVASTAVA, M. S., KOLLO, T. and VON ROSEN, D. (2011). Some tests for the covariance matrix with fewer observations than the dimension under non-normality. *Journal of Multivariate Analysis* **102** 1090-1103.
  - [34] SRIVASTAVA, M. S., YANAGIHARA, H. and KUBOKAWA, T. (2014). Tests for covariance matrices in high dimension with less sample size. *Journal of Multivariate Analysis* **130** 289-309.
  - [35] TIAN, X., LU, Y. and LI, W. (2015). A robust test for sphericity of high-dimensional covariance matrices. *Journal of Multivariate Analysis* **141** 217-227.
  - [36] TOULOUMIS, A., MARIONI, J. C. and TAVARÉ, S. (2016). HDTD: Analyzing multi-tissue gene expression data. *Bioinformatics* **32** 2193-2195.
  - [37] TOULOUMIS, A., MARIONI, J. C. and TAVARÉ, S. (2021). Hypothesis Testing for the Covariance Matrix in High-Dimensional Transposable Data with Kronecker Product Dependence Structure. *Statistica Sinica* **31** 1-38.
  - [38] ULLAH, A. (2004). *Finite sample econometrics*. New York: Oxford University Press.
  - [39] WANG, Q. and YAO, J. (2013). On the sphericity test with large-dimensional observations. *Electronic Journal of Statistics* **7** 2164-2192.
  - [40] YAO, J., ZHENG, S. and BAI, Z. (2015). *Sample covariance matrices and high-dimensional data analysis*. Cambridge University Press Cambridge.
  - [41] ZAHN, J. M., POOSALA, S., OWEN, A. B., INGRAM, D. K., LUSTIG, A., CARTER, A., WEERARATNA, A. T., TAUB, D. D., GOROSPE, M., MAZANMAMCZARZ, K., LAKATTA, E. G., BOHELER, K. R., XU, X., MATTSOHN, M. P., FALCO, G., KO, M. S. H., SCHLESSINGER, D., FIRMAN, J., KUMMERFELD, S. K., WOOD III, W. H., ZONDERMAN, A. B., KIM, S. K. and BECKER, K. G. (2007). AGEMAP: A gene expression database for aging in mice. *PLoS Genetics* **3** 2326-2337.
  - [42] ZHANG, C., BAI, Z., HU, J. and WANG, C. (2018). Multi-sample test for high-dimensional covariance matrices. *Communications in Statistics - Theory and Methods* **47** 3161-3177.

**Supplement to “Many-sample tests for the equality and the proportionality hypotheses between large covariance matrices”**

Tianxing Mei, Chen Wang and Jianfeng Yao

**Appendix A: Auxiliary Lemmas**

Let  $\mathbf{x}_1, \dots, \mathbf{x}_n$  be an i.i.d. sample from a  $p$ -dimensional population  $\mathbf{x} = \Sigma^{1/2}\mathbf{z}$ , where  $\Sigma$  is a semi-definite matrix and  $\mathbf{z} = (z_j)$  has i.i.d. entries with zero mean, unit variance, finite fourth moment  $\nu_4$  and finite eighth moment.

For any semi-definite matrix  $\Lambda$ , and  $p \times p$  symmetric matrices  $\mathbf{A}_1$  and  $\mathbf{A}_2$ , we denote

$$\begin{aligned} \langle \mathbf{A}_1, \mathbf{A}_2 \rangle_\Lambda &= \frac{2}{p} \text{tr}(\Lambda \mathbf{A}_1 \Lambda \mathbf{A}_2) \\ &+ \frac{(\nu_4 - 3)}{p} \text{tr}(\mathcal{D}(\Lambda^{1/2} \mathbf{A}_1 \Lambda^{1/2}) \mathcal{D}(\Lambda^{1/2} \mathbf{A}_2 \Lambda^{1/2})) \end{aligned} \quad (\text{A.1})$$

where  $\mathcal{D}(\mathbf{A})$  is a diagonal matrix made by diagonal entries of  $\mathbf{A}$ . We directly see that when  $\Lambda$  is fixed,  $\langle \cdot, \cdot \rangle_\Lambda$  is a non-negative definite bi-linear function on the product space of symmetric matrices. Moreover, when  $\Lambda$ ,  $\mathbf{A}_1$  and  $\mathbf{A}_2$  are bounded uniformly in operator norm  $\|\cdot\|$  with respect to  $p$ , so is  $\langle \mathbf{A}_1, \mathbf{A}_2 \rangle_\Lambda$ .

Let  $\mathbf{S}_n$  be the sample covariance matrix, that is,  $\mathbf{S}_n = \frac{1}{n} \sum_{j=1}^n \mathbf{x}_j \mathbf{x}_j^\top$ . Here, we focus on moments of the following statistics related to  $\mathbf{S}_n$ :

$$\frac{1}{p} \text{tr}(\mathbf{S}_n^2) \quad \text{and} \quad \left( \frac{1}{p} \text{tr}(\mathbf{S}_n) \right) \left( \frac{1}{p} \text{tr}(\mathbf{S}_n \mathbf{A}) \right),$$

where  $\mathbf{A}$  is a  $p \times p$  symmetric deterministic matrix. These two quantities play a crucial role in deriving the asymptotic normality of our proposed  $U$ -statistic in Sections 2 and 4.

The following lemmas provide the expectations, covariances, and bounds of the fourth moment about these statistics. The proofs of the results are based on the formulas of quadratic forms of random vectors discussed in [38] and [8] with some lengthy but tedious calculations. We provide detailed proofs for some of the crucial formulas in the last Appendix H.

The first result displays the expectation formulas for the two statistics.

**Lemma A.1.** *Suppose that  $\{\mathbf{x}_j\}$  satisfies the structure given at the beginning of this section. Then, it holds that*

$$\begin{aligned} \mathbb{E} \left[ \frac{1}{p} \text{tr}(\mathbf{S}_n^2) \right] &= \frac{1}{p} \text{tr}(\Sigma^2) + \frac{p}{n} \left( \frac{1}{p} \text{tr}(\Sigma) \right)^2 \\ &+ \frac{1}{n} \left\{ \frac{1}{p} \text{tr}(\Sigma^2) + \frac{(\nu_4 - 3)}{p} \text{tr}(\mathcal{D}(\Sigma)^2) \right\}. \end{aligned} \quad (\text{A.2})$$

Meanwhile, for any symmetric matrix  $\mathbf{A}$ , we also have

$$\mathbb{E} \left[ \left( \frac{1}{p} \text{tr}(\mathbf{S}_n) \right) \left( \frac{1}{p} \text{tr}(\mathbf{S}_n \mathbf{A}) \right) \right] = \left( \frac{1}{p} \text{tr}(\boldsymbol{\Sigma}) \right) \left( \frac{1}{p} \text{tr}(\boldsymbol{\Sigma} \mathbf{A}) \right) + \frac{1}{pn} \langle \mathbf{I}_p, \mathbf{A} \rangle_{\boldsymbol{\Sigma}}. \quad (\text{A.3})$$

The next lemma provides the covariance formulas.

**Lemma A.2.** *Suppose that  $\{\mathbf{x}_j\}$  satisfies the presumed structure. Then, we have*

$$\begin{aligned} \text{Var}(\text{tr}(\mathbf{S}_n^2)) &= \frac{1}{n^4} \left\{ 4n \text{tr}(\boldsymbol{\Sigma})^2 \mu(\mathbf{I}_p, \mathbf{I}_p | \boldsymbol{\Sigma}) + 8n^2 \text{tr}(\boldsymbol{\Sigma}) \langle \boldsymbol{\Sigma}, \mathbf{I}_p \rangle_{\boldsymbol{\Sigma}} \right. \\ &\quad \left. + 4n^2 \text{tr}(\boldsymbol{\Sigma}^2)^2 + 4n^3 \langle \boldsymbol{\Sigma}, \boldsymbol{\Sigma} \rangle_{\boldsymbol{\Sigma}} \right\} (1 + o(1)). \end{aligned} \quad (\text{A.4})$$

In addition, for  $p \times p$  symmetric matrices  $\mathbf{A}$ ,  $\mathbf{A}_1$  and  $\mathbf{A}_2$ , we also have

$$\begin{aligned} &\text{Cov} \left( \frac{1}{p} \text{tr}(\mathbf{S}_n) \text{tr}(\mathbf{S}_n \mathbf{A}_1), \frac{1}{p} \text{tr}(\mathbf{S}_n) \text{tr}(\mathbf{S}_n \mathbf{A}_2) \right) \\ &= \frac{1}{pn} \left\{ \begin{array}{l} \text{tr}(\boldsymbol{\Sigma}) \text{tr}(\boldsymbol{\Sigma}) \langle \mathbf{A}_1, \mathbf{A}_2 \rangle_{\boldsymbol{\Sigma}} \\ + \text{tr}(\boldsymbol{\Sigma}) \text{tr}(\boldsymbol{\Sigma} \mathbf{A}_1) \langle \mathbf{I}_p, \mathbf{A}_2 \rangle_{\boldsymbol{\Sigma}} \\ + \text{tr}(\boldsymbol{\Sigma}) \text{tr}(\boldsymbol{\Sigma} \mathbf{A}_2) \langle \mathbf{I}_p, \mathbf{A}_1 \rangle_{\boldsymbol{\Sigma}} \\ + \text{tr}(\boldsymbol{\Sigma} \mathbf{A}_1) \text{tr}(\boldsymbol{\Sigma} \mathbf{A}_2) \langle \mathbf{I}_p, \mathbf{I}_p \rangle_{\boldsymbol{\Sigma}} \end{array} \right\} (1 + o(1)) \end{aligned} \quad (\text{A.5})$$

and

$$\begin{aligned} &\text{Cov} \left( \text{tr}(\mathbf{S}_n^2), \frac{1}{p} \text{tr}(\mathbf{S}_n) \text{tr}(\mathbf{S}_n \mathbf{A}) \right) \\ &= \frac{2}{n^4} \left\{ \begin{array}{l} n^2 \cdot \text{tr}(\boldsymbol{\Sigma}) \text{tr}(\boldsymbol{\Sigma}) \langle \mathbf{A}, \mathbf{I}_p \rangle_{\boldsymbol{\Sigma}} \\ + n^2 \cdot \text{tr}(\boldsymbol{\Sigma} \mathbf{A}) \text{tr}(\boldsymbol{\Sigma}) \langle \mathbf{I}_p, \mathbf{I}_p \rangle_{\boldsymbol{\Sigma}} \\ + n^3 \cdot \text{tr}(\boldsymbol{\Sigma} \mathbf{A}) \langle \mathbf{I}_p, \boldsymbol{\Sigma} \rangle_{\boldsymbol{\Sigma}} \\ + n^3 \cdot \text{tr}(\boldsymbol{\Sigma}) \langle \mathbf{A}, \boldsymbol{\Sigma} \rangle_{\boldsymbol{\Sigma}} \end{array} \right\} (1 + o(1)). \end{aligned} \quad (\text{A.6})$$

Consequently, it also holds that

$$\text{Var} \left( \text{tr}(\mathbf{S}_n^2) - \frac{1}{n} \text{tr}(\mathbf{S}_n)^2 \right) = 4c_p^2 \left( \frac{1}{p} \text{tr}(\boldsymbol{\Sigma}^2) \right)^2 + 4c_p \langle \boldsymbol{\Sigma}, \boldsymbol{\Sigma} \rangle_{\boldsymbol{\Sigma}} \quad (\text{A.7})$$

$$\begin{aligned} &\text{Cov} \left( \text{tr}(\mathbf{S}_n^2) - c_p \frac{1}{p} \text{tr}(\mathbf{S}_n)^2, \frac{1}{p} \text{tr}(\mathbf{S}_n) \text{tr}(\mathbf{S}_n \mathbf{A}) \right) \\ &= \frac{2}{n} \left\{ \text{tr}(\boldsymbol{\Sigma} \mathbf{A}) \langle \boldsymbol{\Sigma}, \mathbf{I}_p \rangle_{\boldsymbol{\Sigma}} + \text{tr}(\boldsymbol{\Sigma}) \langle \boldsymbol{\Sigma}, \mathbf{A} \rangle_{\boldsymbol{\Sigma}} \right\} (1 + o(1)) \end{aligned} \quad (\text{A.8})$$

where  $c_p = p/n$ .

The next lemma shows the covariances of two statistics considered in this section with a statistic in the form of  $\text{tr}(\mathbf{S}_n \mathbf{A})$ .

**Lemma A.3.** *Let  $\{\mathbf{x}_j\}$  be the i.i.d. sample from the population satisfying the structure given before. Then, for any  $p \times p$  symmetric matrix  $\mathbf{A}$ , we have*

$$\begin{aligned} & \text{Cov}(\text{tr}(\mathbf{S}_n^2), \text{tr}(\mathbf{S}_n \mathbf{A})) \\ &= 2c_p^2 \left( \frac{1}{p} \text{tr}(\boldsymbol{\Sigma}) \right) \langle \mathbf{I}_p, \mathbf{A} \rangle_{\boldsymbol{\Sigma}} + 2c_p \langle \boldsymbol{\Sigma}, \mathbf{A} \rangle_{\boldsymbol{\Sigma}} + o(1) \end{aligned} \quad (\text{A.9})$$

and

$$\text{Cov} \left( \frac{1}{n} \text{tr}(\mathbf{S}_n)^2, \text{tr}(\mathbf{S}_n \mathbf{A}) \right) = 2c_p^2 \left( \frac{1}{p} \text{tr}(\boldsymbol{\Sigma}) \right) \langle \mathbf{A}, \mathbf{I}_p \rangle_{\boldsymbol{\Sigma}} + o(1). \quad (\text{A.10})$$

Consequently, we have

$$\text{Cov} \left( \text{tr}(\mathbf{S}_n^2) - \frac{1}{n} \text{tr}(\mathbf{S}_n)^2, \text{tr}(\mathbf{S}_n \mathbf{A}) \right) = 2c_p \langle \boldsymbol{\Sigma}, \mathbf{A} \rangle_{\boldsymbol{\Sigma}} + o(1). \quad (\text{A.11})$$

The final results conclude the finiteness of their fourth moments.

**Lemma A.4.** *For  $\{\mathbf{x}_j\}$  given at the beginning of the section, there exists a positive constant  $C$  dependent only on  $\|\boldsymbol{\Sigma}\|$  and the ratio  $c_p = p/n$  such that*

$$\mathbb{E} [\text{tr}(\mathbf{S}_n^2) - \mathbb{E}[\text{tr}(\mathbf{S}_n^2)]]^4 \leq C.$$

Meanwhile, for any symmetric matrices  $\mathbf{A}_1$  and  $\mathbf{A}_2$  that are bounded in operator norm, there is another positive constant  $C'$  relying only on  $c_p$  and the operator norms of  $\boldsymbol{\Sigma}$ ,  $\mathbf{A}_1$  and  $\mathbf{A}_2$  such that

$$\mathbb{E} \left[ \frac{1}{p} \text{tr}(\mathbf{S}_n) \text{tr}(\mathbf{S}_n \mathbf{A}) - \mathbb{E} \left( \frac{1}{p} \text{tr}(\mathbf{S}_n) \text{tr}(\mathbf{S}_n \mathbf{A}) \right) \right]^4 \leq C'.$$

## Appendix B: Proofs in Section 2.2

### B.1. Proof of Lemma 2.2

Recall the definitions of  $\widehat{\nu}_{i,12}$ ,  $\widehat{\nu}_{i,2}$  and  $\widehat{\nu}_{i,4}$  in Page 8. It is easy to see from Lemma A.1 that

$$\begin{aligned} \mathbb{E}[\widehat{\nu}_{i,2}(\mathbf{A})] &= \mathbb{E} \left( \frac{1}{p} \text{tr}(\mathbf{S}_{ip}^2 \mathbf{A}) \right) \\ &= \frac{1}{p} \text{tr}(\boldsymbol{\Sigma}_i^2 \mathbf{A}) + c_n \left( \frac{1}{p} \text{tr}(\boldsymbol{\Sigma}_i) \right) \left( \frac{1}{p} \text{tr}(\boldsymbol{\Sigma}_i \mathbf{A}) \right) \\ &\quad + \frac{1}{n_i} \left\{ \frac{1}{p} \text{tr}(\boldsymbol{\Sigma}_i^2 \mathbf{A}) + \frac{(\nu_{4,i} - 3)}{p} \text{tr}(\mathcal{D}(\boldsymbol{\Sigma}_i) \mathcal{D}(\boldsymbol{\Sigma}_i^{1/2} \mathbf{A}_2 \boldsymbol{\Sigma}_i^{1/2})) \right\} \end{aligned}$$



$$= \mu_{i,2}(\mathbf{A}) + c_{ip}\mu_{i,12}(\mathbf{A}) + \frac{1}{n_i}(\mu_{i,2}(\mathbf{A}) + \mu_{i,4}(\mathbf{A})),$$

and

$$\begin{aligned} \mathbb{E}[\widehat{\nu}_{i,12}(\mathbf{A})] &= \mathbb{E}\left\{\left(\frac{1}{p}\text{tr}(\mathbf{S}_{ip})\right)\left(\frac{1}{p}\text{tr}(\mathbf{S}_{ip}\mathbf{A})\right)\right\} \\ &= \left(\frac{1}{p}\text{tr}(\boldsymbol{\Sigma}_i)\right)\left(\frac{1}{p}\text{tr}(\boldsymbol{\Sigma}_i\mathbf{A})\right) \\ &\quad + \frac{1}{pn_i}\left\{\frac{2}{p}\text{tr}(\boldsymbol{\Sigma}_i^2\mathbf{A}) + \frac{(\nu_{4,i}-3)}{p}\text{tr}(\mathcal{D}(\boldsymbol{\Sigma}_i)\mathcal{D}(\boldsymbol{\Sigma}_i^{1/2}\mathbf{A}\boldsymbol{\Sigma}_i^{1/2}))\right\} \\ &= \mu_{i,12}(\mathbf{A}) + \frac{1}{pn_i}(2\mu_{i,2}(\mathbf{A}) + \mu_{i,4}(\mathbf{A})). \end{aligned}$$

Observe that for any  $1 \leq r \neq s \leq n_i$ ,

$$\begin{aligned} &2\text{Cov}(\mathbf{x}_{i,r}^T\mathbf{x}_{i,r}^T, \mathbf{x}_{i,r}^T\mathbf{A}\mathbf{x}_{i,r}^T) \\ &= \mathbb{E}\left[(\mathbf{x}_{i,r}^T\mathbf{x}_{i,r}^T - \mathbf{x}_{i,s}^T\mathbf{x}_{i,s}^T)(\mathbf{x}_{i,r}^T\mathbf{A}\mathbf{x}_{i,r}^T - \mathbf{x}_{i,s}^T\mathbf{A}\mathbf{x}_{i,s}^T)\right] \\ &= 2p\left\{\frac{2}{p}\text{tr}(\boldsymbol{\Sigma}_i^2\mathbf{A}) + \frac{(\nu_{4,i}-3)}{p}\text{tr}(\mathcal{D}(\boldsymbol{\Sigma}_i)\mathcal{D}(\boldsymbol{\Sigma}_i^{1/2}\mathbf{A}\boldsymbol{\Sigma}_i^{1/2}))\right\} \\ &= 2p(2\mu_{i,2}(\mathbf{A}) + \mu_{i,4}(\mathbf{A})). \end{aligned}$$

Therefore, the statistic  $\widehat{\nu}_{i,4}(\mathbf{A})$  is actually a the  $U$ -statistic, i.e.,

$$\begin{aligned} \widehat{\nu}_{i,4}(\mathbf{A}) &= \frac{1}{pn_i(n_i-1)}\sum_{r<s}(\mathbf{x}_{i,r}^T\mathbf{x}_{i,r} - \mathbf{x}_{i,s}^T\mathbf{x}_{i,s})(\mathbf{x}_{i,r}^T\mathbf{A}\mathbf{x}_{i,r} - \mathbf{x}_{i,s}^T\mathbf{A}\mathbf{x}_{i,s}) \\ &= \frac{1}{pn_i(n_i-1)}\sum_{r<s}\left\{\begin{aligned} &(\mathbf{x}_{i,r}^T\mathbf{x}_{i,r})(\mathbf{x}_{i,r}^T\mathbf{A}\mathbf{x}_{i,r}) + (\mathbf{x}_{i,s}^T\mathbf{x}_{i,s})(\mathbf{x}_{i,s}^T\mathbf{A}\mathbf{x}_{i,s}) \\ &- (\mathbf{x}_{i,r}^T\mathbf{x}_{i,r})(\mathbf{x}_{i,s}^T\mathbf{A}\mathbf{x}_{i,s}) - (\mathbf{x}_{i,s}^T\mathbf{x}_{i,s})(\mathbf{x}_{i,r}^T\mathbf{A}\mathbf{x}_{i,r}) \end{aligned}\right\} \\ &= \frac{1}{p(n_i-1)}\sum_{r=1}^{n_i}\left\{(\mathbf{x}_{i,r}^T\mathbf{x}_{i,r})(\mathbf{x}_{i,r}^T\mathbf{A}\mathbf{x}_{i,r}) - \text{tr}(\mathbf{S}_{ip})\text{tr}(\mathbf{S}_{ip}\mathbf{A})\right\} \end{aligned} \tag{B.1}$$

and thus

$$\mathbb{E}[\widehat{\nu}_{i,4}(\mathbf{A})] = 2\mu_{i,2}(\mathbf{A}) + \mu_{i,4}(\mathbf{A}).$$

The conclusion in Lemma 2.2 then follows.

### B.2. Proof of Lemma 2.3

Let

$$\mathbf{F}_{p,n_i} = \begin{pmatrix} 1 + \frac{1}{n_i} & c_{ip} & \frac{1}{n_i} \\ \frac{2}{pn_i} & 1 & \frac{1}{pn_i} \\ 2 & 0 & 1 \end{pmatrix}.$$

We conclude that the matrix is invertible and next will calculate the explicit form of its inverse. Indeed, The determinant of  $\mathbf{F}_{p,n_i}$  is

$$\det(\mathbf{F}_{p,n_i}) = \left(1 + \frac{1}{n_i}\right) - \frac{2}{n_i} = 1 - \frac{1}{n_i} > 0.$$

With this in mind, we find the inverse of  $\mathbf{F}_{p,n_i}$ :

$$\begin{aligned} \mathbf{F}_{p,n_i}^{-1} &= \frac{\mathbf{F}_{p,n_i}^*}{\det(\mathbf{F}_{p,n_i})} \\ &= \frac{n_i}{n_i - 1} \begin{pmatrix} 1 & -c_{ip} & -\frac{n_i-1}{n_i^2} \\ 0 & \frac{n_i-1}{n_i} & -\frac{n_i-1}{pn_i^2} \\ -2 & 2c_{ip} & \frac{(n_i-1)(n_i+2)}{n_i^2} \end{pmatrix}, \end{aligned} \quad (\text{B.2})$$

where  $\mathbf{F}_{p,n_i}^*$  stands for the adjugate of  $\mathbf{F}_{p,n_i}$ .

Hence, by solving the system of equations, we find that

$$\mathbb{E} \left\{ \frac{n_i}{n_i - 1} \begin{pmatrix} 1 & -c_{ip} & -\frac{n_i-1}{n_i^2} \\ 0 & \frac{n_i-1}{n_i} & -\frac{n_i-1}{pn_i^2} \\ -2 & 2c_{ip} & \frac{(n_i-1)(n_i+2)}{n_i^2} \end{pmatrix} \begin{pmatrix} \widehat{\nu}_{i,2}(\mathbf{A}) \\ \widehat{\nu}_{i,12}(\mathbf{A}) \\ \widehat{\nu}_{i,4}(\mathbf{A}) \end{pmatrix} \right\} = \begin{pmatrix} \mu_{i,2}(\mathbf{A}) \\ \mu_{i,12}(\mathbf{A}) \\ \mu_{i,4}(\mathbf{A}) \end{pmatrix}.$$

We first simplify the expression of  $\widehat{\nu}_{i,4}(\mathbf{A})$ . Recall the discussion in the last section that  $\widehat{\nu}_{i,4}(\mathbf{A})$  is a  $U$ -statistic and satisfies (B.1). Observe that

$$\begin{aligned} &\frac{1}{n_i - 1} \sum_{r=1}^{n_i} (\mathbf{x}_{i,r}^T \mathbf{x}_{i,r}) (\mathbf{x}_{i,r}^T \mathbf{A} \mathbf{x}_{i,r}) \\ &= \text{tr} \left( \mathbf{A} \left\{ \frac{1}{n_i - 1} \sum_{r=1}^{n_i} \mathbf{x}_{i,r} \mathbf{x}_{i,r}^T (\mathbf{x}_{i,r}^T \mathbf{x}_{i,r}) \right\} \right) \\ &= \text{tr} \left( \mathbf{A} \left\{ \frac{1}{n_i - 1} \mathbf{X}_{ip} \text{diag}(\mathbf{X}_{ip}^T \mathbf{X}_{ip}) \mathbf{X}_{ip}^T \right\} \right). \end{aligned}$$

It then follows that

$$\widehat{\nu}_{i,4}(\mathbf{A}) = \frac{1}{p} \text{tr} \left( \mathbf{A} \left\{ \frac{1}{n_i - 1} \mathbf{X}_{ip} \text{diag}(\mathbf{X}_{ip}^T \mathbf{X}_{ip}) \mathbf{X}_{ip}^T - \frac{n_i}{n_i - 1} \text{tr}(\mathbf{S}_{ip}) \mathbf{S}_{ip} \right\} \right).$$

For simplicity, we denote

$$\mathbf{R}_i = \frac{1}{n_i(n_i - 1)} \mathbf{X}_{ip} \text{diag}(\mathbf{X}_{ip}^T \mathbf{X}_{ip}) \mathbf{X}_{ip}^T \quad (\text{B.3})$$

The unbiased estimator of  $\mu_{i,12}(\mathbf{A})$  now becomes

$$\widehat{\mu}_{i,12}(\mathbf{A}) := \widehat{\nu}_{i,12}(\mathbf{A}) - \frac{1}{pn_i} \widehat{\nu}_{i,4}(\mathbf{A})$$

$$\begin{aligned}
&= \frac{1}{p} \operatorname{tr} \left( \mathbf{A} \left\{ \left( \frac{1}{p} \operatorname{tr}(\mathbf{S}_{ip}) \right) \mathbf{S}_{ip} - \frac{1}{p} \mathbf{R}_i + \frac{1}{n_i - 1} \left( \frac{1}{p} \operatorname{tr}(\mathbf{S}_{ip}) \right) \mathbf{S}_{ip} \right\} \right) \\
&= \frac{1}{p} \operatorname{tr} \left( \mathbf{A} \left\{ \frac{n_i}{n_i - 1} \left( \frac{1}{p} \operatorname{tr}(\mathbf{S}_{ip}) \right) \mathbf{S}_{ip} - \frac{1}{p} \mathbf{R}_i \right\} \right) \\
&= \frac{1}{p} \operatorname{tr}(\mathbf{A} \mathbf{R}_{i,12}),
\end{aligned}$$

in which  $\mathbf{R}_{i,12}$  corresponds to (2.6).

The unbiased estimator of  $\mu_{i,2}(\mathbf{A})$  is

$$\begin{aligned}
\hat{\mu}_{i,2}(\mathbf{A}) &:= \frac{n_i}{n_i - 1} \hat{\nu}_{i,2}(\mathbf{A}) - \frac{p}{n_i - 1} \hat{\nu}_{i,12}(\mathbf{A}) - \frac{1}{n_i} \hat{\nu}_{i,4}(\mathbf{A}) \\
&= \frac{1}{p} \operatorname{tr} \left( \mathbf{A} \left\{ \frac{n_i}{n_i - 1} \mathbf{S}_{ip}^2 - \frac{1}{n_i - 1} \operatorname{tr}(\mathbf{S}_{ip}) \mathbf{S}_{ip} - \mathbf{R}_i + \frac{1}{n_i - 1} \operatorname{tr}(\mathbf{S}_{ip}) \mathbf{S}_{ip} \right\} \right) \\
&= \frac{1}{p} \operatorname{tr} \left( \mathbf{A} \left\{ \frac{n_i}{n_i - 1} \mathbf{S}_{ip}^2 - \mathbf{R}_i \right\} \right) \\
&= \frac{1}{p} \operatorname{tr}(\mathbf{A} \mathbf{R}_{i,2}),
\end{aligned}$$

in which  $\mathbf{R}_{i,2}$  corresponds to (2.7).

Finally, the unbiased estimator of  $\mu_{i,4}(\mathbf{A})$  is

$$\begin{aligned}
\hat{\mu}_{i,2}(\mathbf{A}) &:= -\frac{2n_i}{n_i - 1} \hat{\nu}_{i,2}(\mathbf{A}) + \frac{2p}{n_i - 1} \hat{\nu}_{i,12}(\mathbf{A}) + \frac{n_i + 2}{n_i} \hat{\nu}_{i,4}(\mathbf{A}) \\
&= \frac{1}{p} \operatorname{tr} \left( \mathbf{A} \left\{ \frac{2n_i}{n_i - 1} \mathbf{S}_{ip}^2 - (n_i + 2) \mathbf{R}_i + \frac{n_i}{n_i - 1} \operatorname{tr}(\mathbf{S}_{ip}) \mathbf{S}_{ip} \right\} \right) \\
&= \frac{1}{p} \operatorname{tr} \left( \mathbf{A} \left\{ \frac{n_i}{n_i - 1} \mathbf{S}_{ip}^2 - \mathbf{R}_i \right\} \right) \\
&= \frac{1}{p} \operatorname{tr}(\mathbf{A} \mathbf{R}_{i,4}),
\end{aligned}$$

in which  $\mathbf{R}_{i,4}$  corresponds to (2.13). Hence, we complete the proof of Lemma 2.3.

## Appendix C: Proofs in Section 2.3

### C.1. Proofs of Theorem 2.4

The main idea to derive the limiting distribution of a statistic resembling a  $U$ -statistic is to approximate it by its Hajecck projection. (See [?, Chapters 11 and 12] for details.)

Let  $\mathcal{S}_n$  be the set of all variables of the form  $\sum_{i=1}^q f_i(\mathbf{X}_{ip})$  for arbitrary measurable functions  $f_i(\cdot)$  of the observations related to the  $i$ -th population

with  $\mathbb{E}[f_i(\mathbf{X}_{ip})^2] < \infty$ . Then, the Hajéck projection of  $U_p$  satisfies

$$\begin{aligned}\widehat{U}_p &= \mathbb{E}(U_p | \mathcal{S}_n) - M_p = \sum_{i=1}^q \{\mathbb{E}(U_p | \mathbf{X}_{ip}) - M_p\} \\ &= \frac{2}{q} \sum_{i=1}^q \left[ \frac{1}{q-1} \sum_{j:j \neq i} \{\mathbb{E}(h(\mathbf{X}_{ip}, \mathbf{X}_{jp}) | \mathbf{X}_{ip}) - d_{\text{prop}}(\boldsymbol{\Sigma}_i, \boldsymbol{\Sigma}_j)\} \right] \\ &=: \frac{2}{q} \sum_{i=1}^q \{h_{1,i}(\mathbf{X}_{ip}) - \mathbb{E}[h_{1,i}(\mathbf{X}_{ip})]\},\end{aligned}\tag{C.1}$$

where

$$h_{1,i}(\mathbf{X}_{ip}) = \frac{1}{q-1} \sum_{j:j \neq i} \mathbb{E}[h(\mathbf{X}_{ip}, \mathbf{X}_{jp}) | \mathbf{X}_{ip}].\tag{C.2}$$

It can be easily seen that  $\widehat{U}_p$  is a sum of independent and centered random variables.

To show  $\widehat{U}_p$  is a good approximation to  $U_p - M_p$ , we observe that, under Assumptions 1–3, there exists a positive constant that bounds uniformly  $\text{Var}(h(\mathbf{X}_{ip}, \mathbf{X}_{jp}))$  for any  $1 \leq i \neq j \leq q$ . (The proof of the uniform boundedness is tedious and totally similar to the discussion for the variance  $\text{Var}(h_{1,i}(\mathbf{X}_{ip}))$  below, and thus omitted.) Thus, we can apply the similar argument for the  $U$ -statistic of order two as in Theorem 12.3 of [?] to obtain

$$\frac{\text{var}(U_p)}{\text{var}(\widehat{U}_p)} \rightarrow 1, \quad \text{as } p \rightarrow \infty.$$

It then follows by Theorem 11.2 in [?] that

$$\frac{U_p - M_p}{\sqrt{\text{Var}(U_p)}} - \frac{\widehat{U}_p}{\sqrt{\text{Var}(\widehat{U}_p)}} \xrightarrow{p} 0.$$

Hence, it suffices for us to prove the asymptotic normality of  $\widehat{U}_p$ .

Before proceeding to the asymptotic normality of  $\widehat{U}_p$ , we first simplify the representation of  $h_{1,i}(\mathbf{X}_{ip})$ . Observe that

$$\mathbb{E}[h(\mathbf{X}_{ip}, \mathbf{X}_{jp}) | \mathbf{X}_{ip}] = p \left\{ \widehat{\mu}_{i,2} \mu_{j,1}^2 + \widehat{\mu}_{i,12} \mu_{j,2} - 2\widehat{\mu}_{i,12}(\widetilde{\boldsymbol{\Sigma}}_j) \right\},\tag{C.3}$$

where  $\widetilde{\boldsymbol{\Sigma}}_j$  is given in (2.11). Recall the definitions of  $\alpha_{i,p}$ ,  $\beta_{i,p}$  and  $\boldsymbol{\Lambda}_{i,p}$  given in (2.16). By (B.2), we further find

$$\begin{aligned}h_{1,i}(\mathbf{X}_{ip}) &= p \{ \widehat{\mu}_{i,2} \alpha_{i,p} + \widehat{\mu}_{i,12} \beta_{i,p} - 2\widehat{\mu}_{i,12}(\boldsymbol{\Lambda}_{i,p}) \} \\ &= p \{ (\widehat{\nu}_{i,2}(\mathbf{I}_p) - c_{ip} \widehat{\nu}_{i,12}(\mathbf{I}_p)) \alpha_{i,p} + \widehat{\nu}_{i,12}(\mathbf{I}_p) \beta_{i,p} - 2\widehat{\nu}_{i,12}(\boldsymbol{\Lambda}_{i,p}) \} + R_{1,i} \\ &=: H_{1,i} + R_{1,i},\end{aligned}\tag{C.4}$$

where the remainder satisfies

$$\begin{aligned} R_{1,i}(\mathbf{X}_{ip}) &= \frac{p}{n_i - 1} \{\widehat{\nu}_{i,2}(\mathbf{I}_p) - c_{ip}\widehat{\nu}_{i,12}(\mathbf{I}_p)\} \alpha_{i,p} + \frac{p}{n_i} \widehat{\nu}_{i,4}(\mathbf{I}_p) \alpha_{i,p} \\ &\quad + \frac{1}{n_i} \widehat{\nu}_{i,4}(\mathbf{I}_p) \beta_{i,p} - 2 \frac{p}{n_i} \widehat{\nu}_{i,4}(\mathbf{\Lambda}_{i,p}). \end{aligned} \quad (\text{C.5})$$

The Assumptions 1–3 ensure that variances of  $\{p(\widehat{\nu}_{i,2}(\mathbf{I}_p) - c_{ip}\widehat{\nu}_{i,12}(\mathbf{I}_p))\}_{1 \leq i \leq q}$ ,  $\{p\widehat{\nu}_{i,4}(\mathbf{I}_p)\}_{1 \leq i \leq q}$  and  $\{p\widehat{\nu}_{i,4}(\mathbf{\Lambda}_{i,p})\}_{1 \leq i \leq q}$  are all uniformly bounded by some positive constant  $C$  independent of  $p, q$  and  $\{n_j\}$ . Therefore, variances of the remainders  $\{R_{1,i}\}_{1 \leq i \leq q}$  are also uniformly bounded and of order  $O(p^{-2})$ , that is,  $\max_{1 \leq i \leq q} \text{Var}(R_{1,i}) \leq C'/p^2$  for another positive number, say,  $C'$ . Consequently, we see that

$$\widehat{U}_p = \frac{2}{q} \sum_{i=1}^q \{H_{1,i} - \mathbb{E}[H_{1,i}]\} + O_p\left(\frac{1}{\sqrt{qp}}\right).$$

Thus, it only remains to show the asymptotic normality of the sum of  $H_{1,i}$ 's. Observe that  $(H_{1,i} - \mathbb{E}[H_{1,i}])$ 's are mutually independent, we immediately have  $\widehat{U}_p/\sqrt{\text{var}(\widehat{U}_p)} \xrightarrow{d} \mathcal{N}(0, 1)$  provided that the Lyapounov condition

$$\sum_{i=1}^q \mathbb{E}|H_{1,i} - \mathbb{E}[H_{1,i}]|^4 \left/ \left( \sum_{i=1}^q \text{Var}(H_{1,i})^2 \right) \right. \rightarrow 0 \quad (\text{C.6})$$

holds. Hence, it remains (i) to derive the explicit representation of  $\text{Var}(\widehat{U}_p)$  in terms of the spectral moments of  $\{\boldsymbol{\Sigma}_j\}$ , and (ii) to verify the Lyapounov condition (C.6).

Let  $\sigma_{i,p}^2 = \text{Var}(H_{1,i})$ . Then,

$$\text{Var}(\widehat{U}_p) = \frac{4}{q^2} \sum_{i=1}^q \sigma_{i,p}^2 + O\left(\frac{1}{qp^2}\right).$$

Hence, to achieve the goal (i), it suffices to find the explicit formula of  $\sigma_{i,p}^2$ .

Recall the definition of  $H_{1,i}$  in (C.4). Applying Lemma A.2, we have

$$\begin{aligned} \sigma_{i,p}^2 &= \alpha_{i,p}^2 \text{Var}(p\{\widehat{\nu}_{i,2}(\mathbf{I}_p) - c_{ip}\widehat{\nu}_{i,12}(\mathbf{I}_p)\}) \\ &\quad + \beta_{i,p}^2 \text{Var}(p\widehat{\nu}_{i,12}(\mathbf{I}_p)) + 4\text{Var}(p\widehat{\nu}_{i,12}(\mathbf{\Lambda}_{i,p})) \\ &\quad + 2\alpha_{i,p}\beta_{i,p} \text{Cov}(p\{\widehat{\nu}_{i,2}(\mathbf{I}_p) - c_{ip}\widehat{\nu}_{i,12}(\mathbf{I}_p)\}, p\widehat{\nu}_{i,12}(\mathbf{I}_p)) \\ &\quad - 4\alpha_{i,p} \text{Cov}(p\{\widehat{\nu}_{i,2}(\mathbf{I}_p) - c_{ip}\widehat{\nu}_{i,12}(\mathbf{I}_p)\}, p\widehat{\nu}_{i,12}(\mathbf{\Lambda}_{i,p})) \\ &\quad - 4\beta_{i,p} \text{Cov}(p\widehat{\nu}_{i,12}(\mathbf{I}_p), p\widehat{\nu}_{i,12}(\mathbf{\Lambda}_{i,p})) \\ &= \alpha_{i,p}^2 \{4c_{ip}^2 \mu_{i,2}^2 + 4c_{ip} \langle \boldsymbol{\Sigma}_i, \boldsymbol{\Sigma}_i \rangle_{\boldsymbol{\Sigma}_i}\} + 4c_{ip} \beta_{i,p}^2 \mu_{i,1}^2 \langle \mathbf{I}_p, \mathbf{I}_p \rangle_{\boldsymbol{\Sigma}_i} \\ &\quad + 4c_{ip} \langle \mu_{i,1} \mathbf{\Lambda}_{i,p} + \kappa_{1,i} \mathbf{I}_p, \mu_{i,1} \mathbf{\Lambda}_{i,p} + \kappa_{1,i} \mathbf{I}_p \rangle_{\boldsymbol{\Sigma}_i} \\ &\quad + 8c_{ip} \alpha_{i,p} \beta_{i,p} \mu_{i,1} \langle \boldsymbol{\Sigma}_i, \mathbf{I}_p \rangle_{\boldsymbol{\Sigma}_i} \\ &\quad - 8c_{ip} \alpha_{i,p} \{ \mu_{i,1} \langle \boldsymbol{\Sigma}_i, \mathbf{\Lambda}_{i,p} \rangle_{\boldsymbol{\Sigma}_i} + \kappa_{1,i} \langle \boldsymbol{\Sigma}_i, \mathbf{I}_p \rangle_{\boldsymbol{\Sigma}_i} \} \end{aligned}$$

$$-8c_{ip}\beta_{i,p}\mu_{i,1}\{\mu_{i,1}\mu(\Lambda_{i,p}, \mathbf{I}_p|\Sigma_i) + \kappa_{1,i}\mu(\mathbf{I}_p, \mathbf{I}_p|\Sigma_i)\} + r_{i,p},$$

in which, under Assumptions 1–3, the remainders  $\{r_{i,p}\}_{1 \leq i \leq q}$  can be uniformly bounded and of order  $O(1/p)$ , i.e.,  $\max_{1 \leq i \leq q} |r_{i,p}| \leq C'''/p$  for some constant  $C'''$ . Adopting the notation  $\Gamma_{i,p}$  in (2.17), we can then simplify the variance  $\sigma_{i,p}^2$  to be

$$\sigma_{i,p}^2 = 4c_{ip}^2\alpha_{i,p}^2\mu_{i,2}^2 + 4c_{ip}\langle \Gamma_{i,p}, \Gamma_{i,p} \rangle_{\Sigma_i} + r_{i,p}.$$

Since both  $\{c_{ip}\}$  and  $\{\Sigma_j\}$  are uniformly bounded under Assumptions 1–3, it is easy to see that

$$\sigma_p^2 = \sum_{i=1}^q \sigma_{i,p}^2 = O(q).$$

Also, by Assumption 2, we have

$$\begin{aligned} \alpha_{i,p} &= \frac{q-1}{q} \left\{ \frac{1}{q} \sum_{j=1}^q \mu_{j,1}^2 - \frac{\mu_{j,1}}{q} \right\} \geq \frac{q-1}{q} \left\{ \left( \frac{1}{q} \sum_{j=1}^q \mu_{j,1} \right)^2 - \frac{\mu_{j,1}}{q} \right\} \\ &\geq \frac{q-1}{q} \left( c^2 - \frac{C}{q} \right) > 0. \end{aligned}$$

and thus

$$\begin{aligned} \frac{1}{q} \sum_{i=1}^q \sigma_{i,p}^2 &\geq \frac{1}{q} \sum_{i=1}^q 4c_{ip}^2\alpha_{i,p}^2\mu_{i,2}^2 \geq \frac{4c_0^2(q-1)}{q} \left( c^2 - \frac{C}{q} \right) \left( \frac{1}{q} \sum_{i=1}^q \mu_{i,2}^2 \right) \\ &\geq \frac{4c_0^2(q-1)}{q} \left( c^2 - \frac{C}{q} \right) \left( \frac{1}{q} \sum_{i=1}^q \mu_{i,1} \right)^4 \\ &\geq \frac{4c_0^2(q-1)}{q} \left( c^2 - \frac{C}{q} \right) c^4 > 0 \end{aligned}$$

It suggests that the denominator in (C.6) satisfies

$$c'q^2 \leq \left( \sum_{i=1}^q \text{Var}(H_{1,i}) \right)^2 \leq q^2 C'''$$

for some positive constants  $c'$  and  $C'''$ .

Meanwhile, according to Lemma A.4, together with Assumptions 1–3, there exists some constant  $A_0$  such that

$$\sum_{i=1}^q \mathbb{E}|h_{1,i}(\mathbf{X}_{ip})|^4 \leq q \cdot A_0. \quad (\text{C.7})$$

which means the numerator in (C.6) has the order of  $O(q)$ . Hence, the Lyapunov condition (C.6) indeed holds.

Combining the discussions above, we finally conclude that

$$(U_p - M_p)/\sqrt{\text{Var}(U_p)} \xrightarrow{d} \mathcal{N}(0, 1),$$

where

$$\begin{aligned} \text{Var}(U_p) &= \frac{4}{q^2} \sum_{i=1}^q \sigma_{i,p}^2 + o(1) \\ &= \frac{1}{q} \left\{ \frac{4}{q} \sum_{i=1}^q \{4c_{ip}^2 \alpha_{i,p}^2 \mu_{i,2}^2 + 4c_{ip} \langle \mathbf{\Gamma}_{i,p}, \mathbf{\Gamma}_{i,p} \rangle_{\mathbf{\Sigma}_i}\} + O\left(\frac{1}{p}\right) \right\} + o(1) \\ &= \frac{1}{q} \sigma_p^2 + o(1). \end{aligned}$$

The proof is complete.

### C.2. Proof of Corollary 2.5

According to Theorem 2.4, it suffices for us to verify that  $\mathbf{\Gamma}_{i,p} = \mathbf{O}$  under  $H_0$ . In fact, when  $H_0$  holds, we define a basis matrix  $\mathbf{\Sigma}$  such that  $\mathbf{\Sigma}_i = \mu_{i,1} \mathbf{\Sigma}$  and  $p^{-1} \text{tr}(\mathbf{\Sigma}) = 1$ . The matrix  $\mathbf{\Lambda}_{i,p}$  in Theorem 2.4 now becomes

$$\mathbf{\Lambda}_{i,p} = \left( \frac{1}{q-1} \sum_{j:j \neq i} \mu_{j,1}^2 \right) \mathbf{\Sigma} = \alpha_{i,p} \mathbf{\Sigma}.$$

It then follows that

$$\begin{aligned} \kappa_{1,i} &= \frac{1}{p} \text{tr}(\mathbf{\Lambda}_{i,p} \mathbf{\Sigma}_i) = \alpha_{i,p} \mu_{i,1} \left( \frac{1}{p} \text{tr}(\mathbf{\Sigma}^2) \right) \\ &= \mu_{i,1} \left\{ \frac{1}{q-1} \sum_{j:j \neq i} \mu_{j,1}^2 \left( \frac{1}{p} \text{tr}(\mathbf{\Sigma}^2) \right) \right\} \\ &= \mu_{i,1} \left\{ \frac{1}{q-1} \sum_{j:j \neq i} \left( \frac{1}{p} \text{tr}(\mathbf{\Sigma}_j^2) \right) \right\} \\ &= \mu_{i,1} \beta_{i,p} \end{aligned}$$

Hence, by (2.17), we have  $\mathbf{\Gamma}_{i,p} = \mathbf{O}$  and thus the inner product  $\langle \mathbf{\Gamma}_{i,p}, \mathbf{\Gamma}_{i,p} \rangle_{\mathbf{\Sigma}_i} = 0$ . Observe that  $\sigma_p^2 = \sigma_{0,p}^2 + \sigma_{r,p}^2$ . We finally see that  $\sigma_p^2 = \sigma_{0,p}^2$ .

### C.3. Proof of Theorem 2.6

According to Theorem 2.4, it only remains to show that  $\hat{\sigma}_p^2$  is consistent to  $\sigma_{0,p}^2$ . From the discussion in the last Section C.1, we have already seen that both

$\{\text{Var}(p\widehat{\mu}_{i,2})\}$  and  $\{\text{Var}(p\widehat{\mu}_{i,12})\}$  can be uniformly bounded under Assumptions 1–3. In other words, there is a positive constant  $A_1$  independent of  $p, q$  and  $\{n_j\}$  such that

$$\max_{1 \leq i \leq q} \text{Var}(p\widehat{\mu}_{i,2}) + \text{Var}(p\widehat{\mu}_{i,12}) \leq A_1.$$

Meanwhile, we recall that  $\widehat{\mu}_{i,2}$  and  $\widehat{\mu}_{i,12}$  are normalized spectral moments of  $\mathbf{R}_{i,2}$  and  $\mathbf{R}_{i,12}$  as in (2.7) and (2.6), which are linear combinations of matrices

$$\frac{1}{n_i(n_i - 1)} \mathbf{X}_{ip} \text{diag}(\mathbf{X}_{ip}^T \mathbf{X}_{ip}) \mathbf{X}_{ip}^T, \quad \left( \frac{1}{p} \text{tr}(\mathbf{S}_{ip}) \right) \mathbf{S}_{ip}, \quad \text{and} \quad \mathbf{S}_{ip}^2.$$

Since  $\{\boldsymbol{\Sigma}_i\}$  are uniformly bounded in Assumption 2, we know from [?, Theorem 5.8] that  $\|\mathbf{X}_{ip}\|^2/n_i = \|\mathbf{S}_{ip}\|$  are also uniformly bounded with probability one. Consequently, there exists another constant  $M_0$  such that for any  $i = 1, \dots, q$ ,

$$\max_{1 \leq i \leq q} \{\widehat{\mu}_{i,2}^2 + \mu_{i,2}^2 + \widehat{\mu}_{i,12}^2 + \mu_{i,12}^2\} \leq M_0.$$

It then follows that

$$\left| \frac{1}{q} \sum_{j=1}^q c_{jp}^2 \{\widehat{\mu}_{i,2}^2 - \mu_{i,2}^2\} \right| \leq \frac{M_0}{q} \sum_{j=1}^q c_{jp}^2 |\widehat{\mu}_{i,2} - \mu_{i,2}|$$

and

$$\begin{aligned} \mathbb{E} \left| \frac{1}{q} \sum_{j=1}^q c_{jp}^2 \{\widehat{\mu}_{i,2}^2 - \mu_{i,2}^2\} \right| &\leq \frac{M_0}{q} \sum_{j=1}^q c_{jp}^2 \mathbb{E} |\widehat{\mu}_{i,2} - \mu_{i,2}| \\ &\leq \frac{M_0}{qp} \sum_{j=1}^q c_{jp}^2 \sqrt{\text{Var}(p\widehat{\mu}_{i,2})} \leq \frac{C_0^2 M_0 A_1}{p} \rightarrow 0. \end{aligned}$$

Hence, we have

$$\frac{1}{q} \sum_{j=1}^q c_{jp}^2 |\widehat{\mu}_{i,2}^2 - \mu_{i,2}^2| \xrightarrow{p} 0.$$

Similarly,

$$\begin{aligned} \mathbb{E} \left| \frac{1}{q} \sum_{j=1}^q \{\widehat{\mu}_{i,12} - \mu_{i,12}\} \right| &\leq \frac{1}{q} \sum_{j=1}^q \mathbb{E} |\widehat{\mu}_{i,12} - \mu_{i,12}| \\ &\leq \frac{1}{qp} \sum_{j=1}^q \sqrt{\text{Var}(p\widehat{\mu}_{i,12})} \leq \frac{M_0 A_1}{p} \rightarrow 0. \end{aligned}$$

Thus, we also have

$$\frac{1}{q} \sum_{j=1}^q |\widehat{\mu}_{i,12} - \mu_{i,12}| \xrightarrow{p} 0.$$

Combining the above results with (2.19), we see that  $\widehat{\sigma}_p^2$  is indeed a consistent estimator for  $\sigma_{0,p}^2$ . Thus, the proof is complete.



### Appendix D: Proof of Theorem 2.7

According to Theorem 2.4,  $U_p$  is still asymptotically normal under alternative, that is,

$$\frac{\sqrt{q}(U_p - M_p)}{\sigma_p} \xrightarrow{d} \mathcal{N}(0, 1).$$

Still, according to Theorem 2.6,  $\hat{\sigma}_p^2$  is always consistent to  $\sigma_{0,p}^2$  whenever  $H_0$  holds or not. Hence,  $\hat{\sigma}_p/\sigma_{0,p} \xrightarrow{d} 1$ .

Observe that

$$\begin{aligned} \mathbb{P}_{H_1} \left( \frac{\sqrt{q}U_p}{\hat{\sigma}_p} > z_\alpha \right) &= \mathbb{P}_{H_1} \left( \frac{\sqrt{q}(U_p - M_p)}{\sigma_p} > \frac{\hat{\sigma}_p}{\sigma_p} z_\alpha - \frac{\sqrt{q}M_p}{\sigma_p} \right) \\ &= \Phi \left( \frac{\sqrt{q}M_p}{\sigma_p} - \frac{\sigma_{0,p}}{\sigma_p} z_\alpha \right) + o(1), \end{aligned}$$

which proves the first conclusion.

To see the second conclusion, we notice that  $\sigma_p^2$  is upper bounded under Assumption 2. Hence, there exists some positive constant  $C$  such that  $\sigma_p^2 \leq C'$ . Meanwhile, since  $\sigma_p^2 \geq \sigma_{0,p}^2$  and the later has a positive lower bound  $c'$  under Assumption 1. In short, we have  $0 < c' \leq \sigma_p^2 \leq C'$ , where  $c', C'$  are positive constants. With this fact in mind, we immediately have

$$\frac{\sqrt{q}M_p}{\sqrt{c'}} \geq \frac{\sqrt{q}M_p}{\sigma_p} \geq \frac{\sqrt{q}M_p}{\sqrt{C'}}.$$

Meanwhile, since  $\sigma_{0,p}/\sigma_p \leq 1$ , we have

$$\left| \frac{\sigma_{0,p}}{\sigma_p} z_\alpha \right| \leq |z_\alpha|,$$

where the right-hand side remains unchanged when  $p, q$  and  $\{n_j\}$  increase. Consequently, we have

$$\Phi \left( \frac{\sqrt{q}M_p}{\sqrt{c'}} + |z_\alpha| \right) \geq \Phi \left( \frac{\sqrt{q}M_p}{\sigma_p} - \frac{\sigma_{0,p}}{\sigma_p} z_\alpha \right) \geq \Phi \left( \frac{\sqrt{q}M_p}{\sqrt{C'}} - |z_\alpha| \right).$$

From the above discussion, it is not difficult to see that the power function (2.20) tends to 1 if and only if  $\sqrt{q}M_p \rightarrow \infty$ . The proof is then complete.

### Appendix E: Proof of Lemma 3.1

“(i)  $\implies$  (iii)”: Assume that  $\tilde{\mathbf{X}}$  satisfies (3.1) with  $\Sigma_C$  diagonal. Let  $\mathbf{x}_1, \dots, \mathbf{x}_q$  and  $\mathbf{z}_1, \dots, \mathbf{z}_q$  be columns of  $\tilde{\mathbf{X}}$  and  $\mathbf{Z}$  respectively. Denote  $a_{ij}$  be the  $(i, j)$ th entry of  $\Sigma_C^{1/2}$  and write  $\mathbf{a}_{(i)}$  be the  $i$ th column of  $\Sigma_C$ . Since  $\tilde{\mathbf{X}}$  satisfies (3.1), we have

$$\tilde{\mathbf{X}} = \Sigma_R^{1/2} \mathbf{Z} \Sigma_C^{1/2} = (\Sigma_R^{1/2} \mathbf{z}_1, \dots, \Sigma_R^{1/2} \mathbf{z}_q) (\mathbf{a}_{(1)}, \dots, \mathbf{a}_{(q)}).$$

Hence, columns of  $\tilde{\mathbf{X}}$  can be represented by linear combinations of  $\Sigma_R^{1/2} \mathbf{z}_j$ 's with the coefficients the corresponding columns of  $\Sigma_C^{1/2}$ , that is,

$$\mathbf{x}_i = \sum_{j=1}^q a_{ji} \Sigma_R^{1/2} \mathbf{z}_j, \quad i = 1, \dots, q.$$

When  $\Sigma_C$  is diagonal, so is  $\Sigma_C^{1/2}$ . Then, we have  $\mathbf{x}_i = a_{ii} \Sigma_R^{1/2} \mathbf{z}_i$ . It follows that  $\mathbf{x}_1, \dots, \mathbf{x}_q$  are independent and their covariance matrices differ only by a factor.

“(iii) $\implies$ (ii)”: Assume that  $\mathbf{x}_1, \dots, \mathbf{x}_q$  are independent with their covariance matrices proportional to each other. Divide  $\Sigma^{1/2}$  into  $q^2$  blocks of size  $p \times p$  and denote the  $(i, j)$ th block by  $\mathbf{A}_{ij}$ . Correspondingly, denote  $\Sigma_{ij}$  the  $(i, j)$ th block of  $\Sigma$ . Then,

$$\Sigma_{ij} = \sum_{l=1}^q \mathbf{A}_{il} \mathbf{A}_{jl}^T, \quad i, j = 1, \dots, q,$$

and

$$\begin{pmatrix} \mathbf{x}_1 \\ \mathbf{x}_2 \\ \vdots \\ \mathbf{x}_q \end{pmatrix} = \text{vec}(\tilde{\mathbf{X}}) = \Sigma^{1/2} \mathbf{z} = \begin{pmatrix} \mathbf{A}_{11} & \mathbf{A}_{12} & \cdots & \mathbf{A}_{1q} \\ \mathbf{A}_{21} & \mathbf{A}_{22} & \cdots & \mathbf{A}_{2q} \\ \vdots & \vdots & \ddots & \vdots \\ \mathbf{A}_{q1} & \mathbf{A}_{q2} & \cdots & \mathbf{A}_{qq} \end{pmatrix} \begin{pmatrix} \mathbf{z}_1 \\ \mathbf{z}_2 \\ \vdots \\ \mathbf{z}_q \end{pmatrix}.$$

Since  $\mathbf{x}_i$  and  $\mathbf{x}_j$  are independent for any  $i \neq j$ , we have  $\Sigma_{ij} = \mathbf{O}$  for all  $i \neq j$ . Hence,  $\mathbf{A}_{ij} = \mathbf{O}$  for  $i \neq j$ ,  $\mathbf{A}_{ii} = \Sigma_{ii}^{1/2}$  and  $\mathbf{x}_i = \Sigma_{ii}^{1/2} \mathbf{z}_i$ . Moreover, since covariance matrices of  $\mathbf{x}_1, \dots, \mathbf{x}_q$  are proportional to each other, there must exist a sequence of  $w_1, \dots, w_q$  and a  $p \times p$  matrix  $\Sigma_1$  such that  $\Sigma_{ii} = w_i^2 \Sigma_1$ . Let  $\Sigma_R = \Sigma_1$  and  $\Sigma_C = \text{diag}(w_1^2, \dots, w_q^2)$ . We have  $\Sigma = \Sigma_C \otimes \Sigma_R$  and therefore  $\tilde{\mathbf{X}} = \Sigma_R^{1/2} \mathbf{Z} \Sigma_C^{1/2}$ .

“(ii) $\implies$ (i)”: Assume that  $\tilde{\mathbf{X}}$  satisfies (3.1) with independent columns. Note that

$$\text{cov}(\tilde{\mathbf{x}}_j, \tilde{\mathbf{x}}_k) = (\Sigma_C)_{jk} \Sigma_R, \quad j, k \in \{1, \dots, q\}$$

Due to the column independence,  $\text{cov}(\tilde{\mathbf{x}}_j, \tilde{\mathbf{x}}_k) = \mathbf{O}$  for any  $j \neq k$ . Hence,  $(\Sigma_C)_{jk} = 0$  for any  $j \neq k$ . In other words,  $\Sigma_C$  is diagonal.

## Appendix F: Proofs in Section 4.3

### F.1. Proof of Theorem 4.1

The proof is roughly parallel to that in Section C.1, by the method of Hajéck projection. The Hajéck projection of  $V_p$  satisfies

$$\begin{aligned}\widehat{V}_p &= \sum_{i=1}^q (\mathbb{E}(V_p | \mathbf{X}_{ip}) - m_p) \\ &= \frac{2}{q} \sum_{i=1}^q \left[ \frac{1}{q-1} \sum_{j:j \neq i} \{ \mathbb{E}(g(\mathbf{X}_{ip}, \mathbf{X}_{jp}) | \mathbf{X}_{ip}) - d_0(\boldsymbol{\Sigma}_i, \boldsymbol{\Sigma}_j) \} \right] \\ &=: \frac{2}{q} \sum_{i=1}^q \{ g_{1,i}(\mathbf{X}_{ip}) - \mathbb{E}[g_{1,i}(\mathbf{X}_{ip})] \},\end{aligned}\tag{F.1}$$

where

$$g_{1,i}(\mathbf{X}_{ip}) = \frac{1}{q-1} \sum_{j:j \neq i} \mathbb{E}(g(\mathbf{X}_{ip}, \mathbf{X}_{jp}) | \mathbf{X}_{ip}).\tag{F.2}$$

It can be easily seen that  $\widehat{V}_p$  is a sum of independent variables with zero mean.

Under Assumptions 1–4,  $\text{var}(g(X_{ip}, X_{jp}))$  are bounded uniformly for all  $1 \leq i \neq j \leq q$ . Thus, we apply a similar argument as in Theorem 12.3 and Theorem 11.2 in [?] to have

$$\frac{\text{Var}(V_p)}{\text{Var}(\widehat{V}_p)} \rightarrow 1, \quad \text{and} \quad \frac{V_p - m_p}{\sqrt{\text{Var}(V_p)}} - \frac{\widehat{V}_p}{\sqrt{\text{Var}(\widehat{V}_p)}} \xrightarrow{p} 0, \quad \text{as } p \rightarrow \infty.$$

To simplify the representation of  $g_{1,i}(\mathbf{X}_{ip})$ , we observe that

$$\mathbb{E}[g(\mathbf{X}_{ip}, \mathbf{X}_{jp}) | \mathbf{X}_{ip}] = p\widehat{\mu}_{i,2} + p\mu_{j,2} - 2\text{tr}(\mathbf{S}_{ip}\boldsymbol{\Sigma}_j).\tag{F.3}$$

Let

$$\tilde{\boldsymbol{\Lambda}}_{i,p} = \frac{1}{q-1} \sum_{j:j \neq i} \boldsymbol{\Sigma}_j.$$

Then,  $\tilde{\boldsymbol{\Gamma}}_{i,p} = \boldsymbol{\Sigma}_i - \tilde{\boldsymbol{\Lambda}}_{i,p}$ . With this notation, we immediately find that

$$\begin{aligned}g_{1,i}(\mathbf{X}_{ip}) &= p\widehat{\mu}_{i,2} + p \left( \frac{1}{q-1} \sum_{j:j \neq i} \mu_{j,2} \right) - 2\text{tr}(\mathbf{S}_{ip}\tilde{\boldsymbol{\Lambda}}_{i,p}) \\ &= p\widehat{\nu}_{i,2}(\mathbf{I}_p) + p \left( \frac{1}{q-1} \sum_{j:j \neq i} \mu_{j,2} \right) - 2\text{tr}(\mathbf{S}_{ip}\tilde{\boldsymbol{\Lambda}}_{i,p}) + \tilde{R}_{1,i} \\ &=: G_{1,i} + \tilde{R}_{1,i},\end{aligned}\tag{F.4}$$

where the remainder satisfies

$$\tilde{R}_{1,i} = \frac{p}{n_i - 1} \{ \widehat{\nu}_{i,2}(\mathbf{I}_p) - c_{ip} \widehat{\nu}_{i,12}(\mathbf{I}_p) \} + \frac{p}{n_i} \widehat{\nu}_{4,i}(\mathbf{I}_p). \quad (\text{F.5})$$

Under Assumptions 2–3, the variances of  $\tilde{R}_{1,i}$  can be uniformly bounded in the form:  $\max_{1 \leq i \leq q} \text{Var}(\tilde{R}_{1,i}) \leq C'/p^2$ . Hence, we see that

$$\widehat{V}_p = \frac{2}{q} \sum_{i=1}^q \{ G_{1,i} - \mathbb{E}[G_{1,i}] \} + O_p\left(\frac{1}{\sqrt{qp}}\right).$$

Consequently, to obtain  $\widehat{V}_p / \sqrt{\text{var}(\widehat{V}_p)} \xrightarrow{d} \mathcal{N}(0, 1)$ , it suffices to verify the Lyapounov condition

$$\sum_{i=1}^q \mathbb{E}|G_{1,i} - \mathbb{E}[G_{1,i}]|^4 / \left( \sum_{i=1}^q \text{var}(G_{1,i})^2 \right)^2 \rightarrow 0. \quad (\text{F.6})$$

Let  $\lambda_{i,p}^2 = \text{Var}(G_{1,i})$ . Then, we have

$$\text{Var}(\widehat{V}_p) = \frac{4}{q^2} \sum_{i=1}^q \lambda_{i,p}^2 + O\left(\frac{1}{qp^2}\right).$$

Moreover, by Lemmas A.2 and A.3, we have

$$\begin{aligned} \lambda_{i,p}^2 &= \text{Var}(p\widehat{\nu}_{i,2}(\mathbf{I}_p)) + 4\text{Var}(\text{tr}(\mathbf{S}_{ip}\tilde{\Lambda}_{i,p})) - 4\text{Cov}(p\widehat{\nu}_{i,2}(\mathbf{I}_p), \text{tr}(\mathbf{S}_{ip}\tilde{\Gamma}_{i,p})) \\ &= 4c_{ip}^2\mu_{i,2}^2 + 4c_{ip}\langle \Sigma_i, \Sigma_i \rangle_{\Sigma_i} + 4c_{ip}\langle \tilde{\Lambda}_{i,p}, \tilde{\Lambda}_{i,p} \rangle_{\Sigma_i} - 8c_{ip}\langle \Sigma_i, \tilde{\Lambda}_{i,p} \rangle_{\Sigma_i} + \tilde{r}_{i,p} \\ &= 4c_{ip}^2\mu_{i,2}^2 + 4c_{ip}\langle \Sigma_i - \tilde{\Lambda}_{i,p}, \Sigma_i - \tilde{\Lambda}_{i,p} \rangle_{\Sigma_i} + \tilde{r}_{i,p} \\ &= 4c_{ip}^2\mu_{i,2}^2 + 4c_{ip}\langle \tilde{\Gamma}_{i,p}, \tilde{\Gamma}_{i,p} \rangle_{\Sigma_i} + \tilde{r}_{i,p}, \end{aligned}$$

in which  $\max_{1 \leq i \leq q} \tilde{r}_{i,p} \leq C''/p$ . Therefore,

$$\begin{aligned} \frac{1}{q} \sum_{i=1}^q \lambda_{i,p}^2 &\geq \left( \frac{1}{q} \sum_{i=1}^q 4c_{i,p}^2\mu_{i,2}^2 \right) (1 + o(1)) \\ &\geq 4c_0^2 \left( \frac{1}{q} \sum_{i=1}^q \mu_{i,1} \right)^2 (1 + o(1)) > 4c_0^2 c^2 (1 + o(1)) > 0. \end{aligned}$$

It suggests that the denominator in (F.6) has an order  $q^2$ .

Meanwhile, similar to the discussion of (C.7), it also holds

$$\sum_{i=1}^q \mathbb{E}|G_{1,i} - \mathbb{E}[G_{1,i}]|^4 = O(q). \quad (\text{F.7})$$

Hence, the Lyapounov condition (F.6) indeed holds and we have

$$(V_p - m_p) / \sqrt{\text{Var}(V_p)} \xrightarrow{d} \mathcal{N}(0, 1)$$

with

$$\begin{aligned}\text{Var}(V_p) &= \frac{4}{q^2} \sum_{i=1}^q \lambda_{i,p}^2 + o(1) \\ &= \frac{16}{q} \left\{ \frac{4}{q} \sum_{i=1}^q \{4c_{ip}^2 \mu_{i,2}^2 + 4c_{ip} \langle \tilde{\Gamma}_{i,p}, \tilde{\Gamma}_{i,p} \rangle_{\Sigma_i}\} + O\left(\frac{1}{p}\right) \right\} + o(1) \\ &= \frac{1}{q} \lambda_p^2 + o(1).\end{aligned}$$

The proof is then complete.

### F.2. Proof of Theorem 4.3

The proof is, in general, parallel to that in Section C.3. Here, we show the consistency of  $\hat{\lambda}_p^2$  to  $\lambda_{0,p}^2$ , i.e.,  $\hat{\lambda}_p^2 - \lambda_{0,p}^2 \xrightarrow{p} 0$ . Recall the discussion in Section C.3,  $\{\hat{\mu}_{i,2}\}_{1 \leq i \leq q}$  are uniformly bounded with probability one, that is, there exists a uniform constant  $M_1$  such that for any  $i = 1, \dots, q$ ,

$$\max_{1 \leq i \leq q} \{\hat{\mu}_{i,2} + \mu_{i,2}\} \leq M_1.$$

It then follows that

$$\left| \frac{1}{q} \sum_{j=1}^q c_{jp}^2 (\hat{\mu}_{j,2}^2 - \mu_{j,2}^2) \right| \leq \frac{M_1}{q} \sum_{j=1}^q c_{jp}^2 |\hat{\mu}_{j,2} - \mu_{j,2}|,$$

so that

$$\mathbb{E} \left| \frac{1}{q} \sum_{j=1}^q c_{jp}^2 (\hat{\mu}_{j,2}^2 - \mu_{j,2}^2) \right| \leq \frac{C_0^2 M_1}{pq} \sum_{j=1}^q \sqrt{\text{Var}(p\hat{\mu}_{i,2})} \leq \frac{C_0^2 A_0 M_1}{p} \rightarrow 0.$$

In other words,

$$\frac{1}{q} \sum_{j=1}^q c_{jp}^2 (\hat{\mu}_{j,2}^2 - \mu_{j,2}^2) \xrightarrow{p} 0.$$

The proof is then complete.

### Appendix G: Proof of Theorem 4.4

According to Theorem 4.1,  $U_p$  is still asymptotically normal under alternative, that is,

$$\frac{\sqrt{q}(V_p - M_p)}{\sigma_p} \xrightarrow{d} \mathcal{N}(0, 1).$$

Meanwhile, by Theorem 4.3,  $\widehat{\lambda}_p^2$  is always consistent to  $\lambda_{0,p}^2$  in general. In other words,  $\widehat{\lambda}_p/\lambda_{0,p} \xrightarrow{d_i} 1$ .

Observe that

$$\begin{aligned} \mathbb{P}_{H_1} \left( \frac{\sqrt{q}V_p}{\widehat{\lambda}_p} > z_\alpha \right) &= \mathbb{P}_{H_1} \left( \frac{\sqrt{q}(U_p - m_p)}{\lambda_p} > \frac{\widehat{\lambda}_p}{\lambda_p} z_\alpha - \frac{\sqrt{q}m_p}{\lambda_p} \right) \\ &= \Phi \left( \frac{\sqrt{q}m_p}{\lambda_p} - \frac{\lambda_{0,p}}{\lambda_p} z_\alpha \right) + o(1). \end{aligned}$$

So, the first conclusion is proved.

As for the second conclusion, recall that  $\lambda_p^2$  is upper bounded under Assumption 2. In other words, there must be a positive constant  $C'$  such that  $\lambda_p^2 \leq C'$ . Meanwhile, we also have  $\lambda_p^2 \geq \lambda_{0,p}^2 \geq c' > 0$  under Assumption 1. In total, we now see that  $0 < c' \leq \lambda_p^2 \leq C'$  and thus

$$\frac{\sqrt{q}m_p}{\sqrt{c'}} \geq \frac{\sqrt{q}m_p}{\lambda_p} \geq \frac{\sqrt{q}m_p}{\sqrt{C'}}.$$

Meanwhile, since  $\lambda_{0,p}/\lambda_p \leq 1$ , we have

$$\left| \frac{\lambda_{0,p}}{\lambda_p} z_\alpha \right| \leq |z_\alpha|,$$

where the right-hand side is independent of  $p, q$  and  $\{n_j\}$ . Consequently, we have

$$\Phi \left( \frac{\sqrt{q}m_p}{\sqrt{c'}} + |z_\alpha| \right) \geq \Phi \left( \frac{\sqrt{q}m_p}{\lambda_p} - \frac{\lambda_{0,p}}{\lambda_p} z_\alpha \right) \geq \Phi \left( \frac{\sqrt{q}m_p}{\sqrt{C'}} - |z_\alpha| \right).$$

From the above inequality, it is easy to see that the power function (4.7) tends to 1 if and only if  $\sqrt{q}m_p \rightarrow \infty$ . The proof is then complete.

## Appendix H: Proofs of Auxiliary Lemmas

### H.1. Auxiliary Covariance Formulas

The proofs of results in Appendix A rely heavily on computing the covariances of products of quadratic forms of random vectors. Suppose that  $\mathbf{z}$  is a  $p$ -dimensional random vector with i.i.d. entries having zero mean, unit variance, and finite fourth moment  $\nu_4$ , which is independent of coordinates.

Suppose that  $\mathbf{A}_1, \dots, \mathbf{A}_4$  be arbitrary  $p \times p$  deterministic symmetric matrices such that traces of all possible  $\mathbf{A}_i$ 's,  $\mathbf{A}_i \mathbf{A}_j$ 's,  $\mathbf{A}_i \mathbf{A}_j \mathbf{A}_l$ 's and  $\mathbf{A}_i \mathbf{A}_j \mathbf{A}_l \mathbf{A}_r$ 's are of  $O(p)$ . This is always the case when they are bounded in the operator norm, and their singular value distributions converge weakly to certain deterministic limits. Under this assumption, we now focus on the terms in the highest orders of the following two covariances:

$$\text{Cov}((\mathbf{z}^\top \mathbf{A}_1 \mathbf{z})(\mathbf{z}^\top \mathbf{A}_2 \mathbf{z}), (\mathbf{z}^\top \mathbf{A}_3 \mathbf{z})(\mathbf{z}^\top \mathbf{A}_4 \mathbf{z}))$$

and

$$\text{Cov}((\mathbf{z}^T \mathbf{A}_1 \mathbf{z})(\mathbf{z}^T \mathbf{A}_2 \mathbf{z}), \mathbf{z}^T \mathbf{A}_3 \mathbf{z}).$$

These leading terms determine the asymptotic variances occurring in Theorems 2.4 and 4.1. The following lemma provides the corresponding answers of our interest.

**Lemma H.1.** *Suppose that  $\mathbf{z}$  and  $\mathbf{A}_i$ 's satisfy the above-mentioned conditions. Then, we have*

$$\begin{aligned} & \text{Cov}((\mathbf{z}^T \mathbf{A}_1 \mathbf{z})(\mathbf{z}^T \mathbf{A}_2 \mathbf{z}), (\mathbf{z}^T \mathbf{A}_3 \mathbf{z})(\mathbf{z}^T \mathbf{A}_4 \mathbf{z})) \\ &= \left\{ \begin{array}{l} \text{tr}(\mathbf{A}_2)\text{tr}(\mathbf{A}_4)\{2\text{tr}(\mathbf{A}_1 \mathbf{A}_3) + (\nu_4 - 3)\text{tr}(\mathcal{D}(\mathbf{A}_1)\mathcal{D}(\mathbf{A}_3))\} \\ +\text{tr}(\mathbf{A}_2)\text{tr}(\mathbf{A}_4)\{2\text{tr}(\mathbf{A}_1 \mathbf{A}_4) + (\nu_4 - 3)\text{tr}(\mathcal{D}(\mathbf{A}_1)\mathcal{D}(\mathbf{A}_4))\} \\ +\text{tr}(\mathbf{A}_1)\text{tr}(\mathbf{A}_3)\{2\text{tr}(\mathbf{A}_2 \mathbf{A}_4) + (\nu_4 - 3)\text{tr}(\mathcal{D}(\mathbf{A}_2)\mathcal{D}(\mathbf{A}_4))\} \\ +\text{tr}(\mathbf{A}_1)\text{tr}(\mathbf{A}_4)\{2\text{tr}(\mathbf{A}_2 \mathbf{A}_3) + (\nu_4 - 3)\text{tr}(\mathcal{D}(\mathbf{A}_2)\mathcal{D}(\mathbf{A}_3))\} \end{array} \right\} + O(p^2), \quad (\text{H.1}) \end{aligned}$$

and

$$\begin{aligned} & \text{Cov}((\mathbf{z}^T \mathbf{A}_1 \mathbf{z})(\mathbf{z}^T \mathbf{A}_2 \mathbf{z}), \mathbf{z}^T \mathbf{A}_3 \mathbf{z}) \\ &= \left\{ \begin{array}{l} \text{tr}(\mathbf{A}_2)\{2\text{tr}(\mathbf{A}_1 \mathbf{A}_3) + (\nu_4 - 3)\text{tr}(\mathcal{D}(\mathbf{A}_1)\mathcal{D}(\mathbf{A}_3))\} \\ +\text{tr}(\mathbf{A}_1)\{2\text{tr}(\mathbf{A}_2 \mathbf{A}_3) + (\nu_4 - 3)\text{tr}(\mathcal{D}(\mathbf{A}_2)\mathcal{D}(\mathbf{A}_3))\} \end{array} \right\} + O(p). \quad (\text{H.2}) \end{aligned}$$

The proof of the lemma is mainly based on a direct expansion of the expectations of products of  $(\mathbf{z}^T \mathbf{A}_i \mathbf{z})$ 's with the help of results in [38] and [8]. To save space, we omit the tedious and lengthy calculations.

## H.2. Proof of Equation (A.4)

Observe that

$$\text{tr}(\mathbf{S}_n^2) = \frac{1}{n_i^2} \sum_{r,s=1}^n (\mathbf{z}_r^T \boldsymbol{\Sigma} \mathbf{z}_s)^2.$$

We have

$$\begin{aligned} n^4 \text{Var}(\text{tr}(\mathbf{S}_n^2)) &= \sum_r \text{var}((\mathbf{z}_r^T \boldsymbol{\Sigma} \mathbf{z}_r)^2) + 4 \sum_{r \neq s} \text{cov}((\mathbf{z}_r^T \boldsymbol{\Sigma} \mathbf{z}_r)^2, (\mathbf{z}_r^T \boldsymbol{\Sigma} \mathbf{z}_s)^2) \\ &\quad + \sum_{r \neq s, k \neq l} \text{cov}((\mathbf{z}_r^T \boldsymbol{\Sigma} \mathbf{z}_s)^2, (\mathbf{z}_k^T \boldsymbol{\Sigma} \mathbf{z}_l)^2) \\ &= \sum_r \text{Var}((\mathbf{z}_r^T \boldsymbol{\Sigma} \mathbf{z}_r)^2) + 4 \sum_{r \neq s} \text{Cov}((\mathbf{z}_r^T \boldsymbol{\Sigma} \mathbf{z}_r)^2, (\mathbf{z}_r^T \boldsymbol{\Sigma} \mathbf{z}_s)^2) \\ &\quad + 2 \sum_{r \neq s} \text{Var}((\mathbf{z}_r^T \boldsymbol{\Sigma} \mathbf{z}_s)^2) + 4 \sum_{r \neq s \neq k} \text{Cov}((\mathbf{z}_r^T \boldsymbol{\Sigma} \mathbf{z}_s)^2, (\mathbf{z}_r^T \boldsymbol{\Sigma} \mathbf{z}_k)^2). \end{aligned}$$

Let us consider these four types of covariances step by step.

For the first term  $\text{Var}((\mathbf{z}_r^\top \boldsymbol{\Sigma} \mathbf{z}_r)^2)$ , by letting  $\mathbf{A}_1 = \mathbf{A}_2 = \mathbf{A}_3 = \mathbf{A}_4 = \boldsymbol{\Sigma}$  in (H.1), we have

$$\text{Var}((\mathbf{z}_r^\top \boldsymbol{\Sigma} \mathbf{z}_r)^2) = 8\text{tr}(\boldsymbol{\Sigma}^2)\text{tr}(\boldsymbol{\Sigma})^2 + 4(\nu_4 - 3)\text{tr}(\mathcal{D}(\boldsymbol{\Sigma})^2)\text{tr}(\boldsymbol{\Sigma})^2 + o(p^3).$$

For the second term  $\text{Cov}((\mathbf{z}_r^\top \boldsymbol{\Sigma} \mathbf{z}_r)^2, (\mathbf{z}_r^\top \boldsymbol{\Sigma} \mathbf{z}_s)^2)$ , we observe

$$\mathbb{E}[(\mathbf{z}_r^\top \boldsymbol{\Sigma} \mathbf{z}_s)^2 - \text{tr}(\boldsymbol{\Sigma}^2)|\mathbf{z}_r] = \mathbf{z}_r^\top \boldsymbol{\Sigma}^2 \mathbf{z}_r - \text{tr}(\boldsymbol{\Sigma}^2).$$

By letting  $\mathbf{A}_1 = \mathbf{A}_2 = \boldsymbol{\Sigma}$  and  $\mathbf{A}_3 = \boldsymbol{\Sigma}^2$  in (H.2), we then have

$$\begin{aligned} & \text{Cov}((\mathbf{z}_r^\top \boldsymbol{\Sigma} \mathbf{z}_r)^2, (\mathbf{z}_r^\top \boldsymbol{\Sigma} \mathbf{z}_s)^2) \\ &= \text{Cov}((\mathbf{z}_r^\top \boldsymbol{\Sigma} \mathbf{z}_r)^2, \mathbf{z}_r^\top \boldsymbol{\Sigma}^2 \mathbf{z}_r) \\ &= 4\text{tr}(\boldsymbol{\Sigma}^3)\text{tr}(\boldsymbol{\Sigma}) + 2(\nu_4 - 3)\text{tr}(\mathcal{D}(\boldsymbol{\Sigma})\boldsymbol{\Sigma}^2)\text{tr}(\boldsymbol{\Sigma}) + o(p^2), \end{aligned}$$

in which  $\text{tr}(\mathcal{D}(\boldsymbol{\Sigma})\boldsymbol{\Sigma}^2) = \text{tr}(\mathcal{D}(\boldsymbol{\Sigma})\mathcal{D}(\boldsymbol{\Sigma}^2))$ .

Next, for the third term  $\text{Var}((\mathbf{z}_r^\top \boldsymbol{\Sigma} \mathbf{z}_s)^2)$ , we have

$$\text{Var}((\mathbf{z}_r^\top \boldsymbol{\Sigma} \mathbf{z}_s)^2) = \mathbb{E}(\mathbf{z}_r^\top \boldsymbol{\Sigma} \mathbf{z}_s)^4 - \text{tr}(\boldsymbol{\Sigma}^2)^2.$$

Since

$$(\mathbf{z}_r^\top \boldsymbol{\Sigma} \mathbf{z}_s)^4 = (\mathbf{z}_s^\top (\boldsymbol{\Sigma} \mathbf{z}_r \mathbf{z}_r^\top \boldsymbol{\Sigma}) \mathbf{z}_s)^2,$$

we have

$$\begin{aligned} \mathbb{E}((\mathbf{z}_r^\top \boldsymbol{\Sigma} \mathbf{z}_s)^4 | \mathbf{z}_r) &= \text{tr}(\boldsymbol{\Sigma}_i \mathbf{z}_r \mathbf{z}_r^\top \boldsymbol{\Sigma}_i)^2 + 2\text{tr}[(\boldsymbol{\Sigma}_i \mathbf{z}_r \mathbf{z}_r^\top \boldsymbol{\Sigma}_i)^2] \\ &\quad + (\nu_4 - 3)\text{tr}[\mathcal{D}(\boldsymbol{\Sigma}_i \mathbf{z}_r \mathbf{z}_r^\top \boldsymbol{\Sigma}_i)^2] \\ &= 3(\mathbf{z}_r^\top \boldsymbol{\Sigma}_i \mathbf{z}_r)^2 + (\nu_4 - 3)\text{tr}[\mathcal{D}(\boldsymbol{\Sigma}_i \mathbf{z}_r \mathbf{z}_r^\top \boldsymbol{\Sigma}_i)^2]. \end{aligned}$$

Therefore,

$$\begin{aligned} \text{Var}((\mathbf{z}_r^\top \boldsymbol{\Sigma}_i \mathbf{z}_s)^2) &= \mathbb{E}(\mathbf{z}_r^\top \boldsymbol{\Sigma}_i \mathbf{z}_s)^4 - \text{tr}(\boldsymbol{\Sigma}_i^2)^2 \\ &= 3[\text{tr}(\boldsymbol{\Sigma}_i^2)^2 + 2\text{tr}(\boldsymbol{\Sigma}_i^4) + (\nu_4 - 3)\text{tr}(\mathcal{D}(\boldsymbol{\Sigma}_i^2)^2)] \\ &\quad + (\nu_4 - 3)\mathbb{E}\text{tr}[\mathcal{D}(\boldsymbol{\Sigma}_i \mathbf{z}_r \mathbf{z}_r^\top \boldsymbol{\Sigma}_i)^2] - \text{tr}(\boldsymbol{\Sigma}_i^2)^2 \\ &= 2\text{tr}(\boldsymbol{\Sigma}_i^2)^2 + o(p^2) \\ &\quad + (\nu_4 - 3)\mathbb{E}\text{tr}[\mathcal{D}(\boldsymbol{\Sigma}_i \mathbf{z}_r \mathbf{z}_r^\top \boldsymbol{\Sigma}_i)^2] \\ &= 2\text{tr}(\boldsymbol{\Sigma}_i^2)^2 + o(p^2). \end{aligned}$$

It remains to compute the last term  $\text{Cov}((\mathbf{z}_r^\top \boldsymbol{\Sigma} \mathbf{z}_s)^2, (\mathbf{z}_r^\top \boldsymbol{\Sigma} \mathbf{z}_k)^2)$ . To see this, we let  $\mathbf{e}_l$  be the  $p$ -dimensional vector with its  $l$ th entry 1 and the others 0. Then,

$$\mathcal{D}(\mathbf{A}) = \sum_{l=1}^p \mathbf{e}_l \mathbf{e}_l^\top \cdot (\mathbf{e}_l^\top \mathbf{A} \mathbf{e}_l).$$

It follows that

$$\mathcal{D}(\mathbf{A})^2 = \sum_{l=1}^p \mathbf{e}_l \mathbf{e}_l^\top \cdot (\mathbf{e}_l^\top \mathbf{A} \mathbf{e}_l)^2, \quad \text{tr}(\mathcal{D}(\mathbf{A})^2) = \sum_{l=1}^p (\mathbf{e}_l^\top \mathbf{A} \mathbf{e}_l)^2.$$



Let  $\mathbf{A} = \boldsymbol{\Sigma} \mathbf{z}_r \mathbf{z}_r^\top \boldsymbol{\Sigma}$ . Then, we have

$$\mathbf{e}_l^\top \mathbf{A} \mathbf{e}_l = (\mathbf{e}_l^\top \boldsymbol{\Sigma}_i \mathbf{z}_r)^2 \quad \text{so that} \quad (\mathbf{e}_l^\top \mathbf{A} \mathbf{e}_l)^2 = (\mathbf{e}_l^\top \boldsymbol{\Sigma}_i \mathbf{z}_r)^4.$$

Consequently, it holds that

$$\begin{aligned} \mathbb{E} \text{tr} [\mathcal{D}(\boldsymbol{\Sigma} \mathbf{z}_r \mathbf{z}_r^\top \boldsymbol{\Sigma})^2] &= \sum_{l=1}^p \mathbb{E} [z_r^\top (\boldsymbol{\Sigma} \mathbf{e}_l \mathbf{e}_l^\top \boldsymbol{\Sigma}) z_r]^2 \\ &= \sum_{l=1}^p 3(\mathbf{e}_l^\top \boldsymbol{\Sigma}^2 \mathbf{e}_l)^2 + (\nu_4 - 3) \text{tr} [\mathcal{D}(\boldsymbol{\Sigma} \mathbf{e}_l \mathbf{e}_l^\top \boldsymbol{\Sigma})^2] \\ &= 3 \text{tr}(\mathcal{D}(\boldsymbol{\Sigma}^2)) + (\nu_4 - 3) \sum_{l,k=1}^p (\mathbf{e}_k^\top \boldsymbol{\Sigma} \mathbf{e}_l \mathbf{e}_l^\top \boldsymbol{\Sigma}_i \mathbf{e}_k)^2 \\ &= 3 \text{tr}(\mathcal{D}(\boldsymbol{\Sigma}^2)) + (\nu_4 - 3) \sum_{l,k=1}^p \boldsymbol{\Sigma}_{kl}^4 \\ &= 3 \text{tr}(\mathcal{D}(\boldsymbol{\Sigma}^2)) + (\nu_4 - 3) \text{tr} [(\boldsymbol{\Sigma} \circ \boldsymbol{\Sigma})^2], \end{aligned}$$

where  $\circ$  stands for the Hadamard product of matrices. According to Corollary A.21 in [? ], we have

$$\|\boldsymbol{\Sigma}_i \circ \boldsymbol{\Sigma}_i\|_{\text{op}} \leq \|\boldsymbol{\Sigma}_i\|_{\text{op}}^2 = O(1),$$

so that the traces above are of order  $O(p)$ .

Back to the last term, we find

$$\mathbb{E}((z_r^\top \boldsymbol{\Sigma} z_s)^2 | z_r^\top) = z_r^\top \boldsymbol{\Sigma}^2 z_r.$$

Therefore,

$$\begin{aligned} \text{Cov}((z_r^\top \boldsymbol{\Sigma} z_s)^2, (z_r^\top \boldsymbol{\Sigma} z_k)^2) &= \mathbb{E} (z_r^\top \boldsymbol{\Sigma}^2 z_r - \text{tr}(\boldsymbol{\Sigma}^2))^2 \\ &= 2 \text{tr}(\boldsymbol{\Sigma}^4) + (\nu_4 - 3) \text{tr}(\mathcal{D}(\boldsymbol{\Sigma}^2)^2). \end{aligned}$$

To recap, we have

$$\begin{aligned} \text{Var}(\text{tr}(\mathbf{S}_n^2)) &= \frac{1}{n^4} \left\{ n \cdot (8 \text{tr}(\boldsymbol{\Sigma}^2) \text{tr}(\boldsymbol{\Sigma})^2 + 4(\nu_4 - 3) \text{tr}(\mathcal{D}(\boldsymbol{\Sigma})^2) \text{tr}(\boldsymbol{\Sigma})^2) \right. \\ &\quad + 4n^2 \cdot (4 \text{tr}(\boldsymbol{\Sigma}^3) \text{tr}(\boldsymbol{\Sigma}) + 2(\nu_4 - 3) \text{tr}(\mathcal{D}(\boldsymbol{\Sigma}) \mathcal{D}(\boldsymbol{\Sigma}^2)) \text{tr}(\boldsymbol{\Sigma})) \\ &\quad + 2n^2 \cdot 2 \text{tr}(\boldsymbol{\Sigma}^2)^2 \\ &\quad \left. + 4n^3 \cdot (2 \text{tr}(\boldsymbol{\Sigma}^4) + (\nu_4 - 3) \text{tr}(\mathcal{D}(\boldsymbol{\Sigma}^2)^2)) + o(n^4) \right\} \\ &= \frac{1}{n^4} \left\{ 4n \text{tr}(\boldsymbol{\Sigma})^2 \mu(\mathbf{I}_p, \mathbf{I}_p | \boldsymbol{\Sigma}) + 8n^2 \text{tr}(\boldsymbol{\Sigma}) \langle \boldsymbol{\Sigma}, \mathbf{I}_p \rangle_{\boldsymbol{\Sigma}} \right. \\ &\quad \left. + 4n^2 \text{tr}(\boldsymbol{\Sigma}^2)^2 + 4n^3 \langle \boldsymbol{\Sigma}, \boldsymbol{\Sigma} \rangle_{\boldsymbol{\Sigma}} \right\} (1 + o(1)). \end{aligned}$$

### H.3. Proof of Equation (A.5)

Recall that

$$\begin{aligned}\mathrm{tr}(\mathbf{S}_n \mathbf{A}_1) \left( \frac{1}{p} \mathrm{tr}(\mathbf{S}_n) \right) &= \frac{1}{pn^2} \sum_{r,s=1}^n (z_r^\top \Sigma^{1/2} \mathbf{A}_1 \Sigma^{1/2} z_r)(z_s^\top \Sigma z_s), \\ \mathrm{tr}(\mathbf{S}_n \mathbf{A}_2) \left( \frac{1}{p} \mathrm{tr}(\mathbf{S}_n) \right) &= \frac{1}{pn^2} \sum_{r,s=1}^n (z_r^\top \Sigma^{1/2} \mathbf{A}_2 \Sigma^{1/2} z_r)(z_s^\top \Sigma z_s).\end{aligned}$$

We have

$$\begin{aligned}& p^2 n^4 \mathrm{Cov} \left( \mathrm{tr}(\mathbf{S}_n \mathbf{A}_1) \left( \frac{1}{p} \mathrm{tr}(\mathbf{S}_n) \right), \mathrm{tr}(\mathbf{S}_n \mathbf{A}_2) \left( \frac{1}{p} \mathrm{tr}(\mathbf{S}_n) \right) \right) \\ &= \sum_r \mathrm{Cov} \left( (z_r^\top \Sigma^{1/2} \mathbf{A}_1 \Sigma^{1/2} z_r)(z_r^\top \Sigma z_r), (z_r^\top \Sigma^{1/2} \mathbf{A}_2 \Sigma^{1/2} z_r)(z_r^\top \Sigma z_r) \right) \\ &+ \sum_{r \neq s} \mathrm{Cov} \left( (z_r^\top \Sigma^{1/2} \mathbf{A}_1 \Sigma^{1/2} z_r)(z_r^\top \Sigma z_r), (z_r^\top \Sigma^{1/2} \mathbf{A}_2 \Sigma^{1/2} z_r)(z_s^\top \Sigma z_s) \right) \\ &+ \sum_{r \neq s} \mathrm{Cov} \left( (z_r^\top \Sigma^{1/2} \mathbf{A}_1 \Sigma^{1/2} z_r)(z_r^\top \Sigma z_r), (z_s^\top \Sigma^{1/2} \mathbf{A}_2 \Sigma^{1/2} z_s)(z_r^\top \Sigma z_r) \right) \\ &+ \sum_{r \neq s} \mathrm{Cov} \left( (z_s^\top \Sigma^{1/2} \mathbf{A}_1 \Sigma^{1/2} z_s)(z_r^\top \Sigma z_r), (z_r^\top \Sigma^{1/2} \mathbf{A}_2 \Sigma^{1/2} z_r)(z_r^\top \Sigma z_r) \right) \\ &+ \sum_{r \neq s} \mathrm{Cov} \left( (z_r^\top \Sigma^{1/2} \mathbf{A}_1 \Sigma^{1/2} z_r)(z_s^\top \Sigma z_s), (z_r^\top \Sigma^{1/2} \mathbf{A}_2 \Sigma^{1/2} z_r)(z_r^\top \Sigma z_r) \right) \\ &+ \sum_{r \neq s} \mathrm{Cov} \left( (z_r^\top \Sigma^{1/2} \mathbf{A}_1 \Sigma^{1/2} z_r)(z_s^\top \Sigma z_s), (z_r^\top \Sigma^{1/2} \mathbf{A}_2 \Sigma^{1/2} z_r)(z_s^\top \Sigma z_s) \right) \\ &+ \sum_{r \neq s} \mathrm{Cov} \left( (z_r^\top \Sigma^{1/2} \mathbf{A}_1 \Sigma^{1/2} z_r)(z_s^\top \Sigma z_s), (z_s^\top \Sigma^{1/2} \mathbf{A}_2 \Sigma^{1/2} z_s)(z_r^\top \Sigma z_r) \right) \\ &+ \sum_{r \neq s \neq k} \mathrm{Cov} \left( (z_r^\top \Sigma^{1/2} \mathbf{A}_1 \Sigma^{1/2} z_r)(z_s^\top \Sigma z_s), (z_r^\top \Sigma^{1/2} \mathbf{A}_2 \Sigma^{1/2} z_r)(z_k^\top \Sigma z_k) \right) \\ &+ \sum_{r \neq s \neq k} \mathrm{Cov} \left( (z_r^\top \Sigma^{1/2} \mathbf{A}_1 \Sigma^{1/2} z_r)(z_s^\top \Sigma z_s), (z_k^\top \Sigma^{1/2} \mathbf{A}_2 \Sigma^{1/2} z_k)(z_r^\top \Sigma z_r) \right) \\ &+ \sum_{r \neq s \neq k} \mathrm{Cov} \left( (z_r^\top \Sigma^{1/2} \mathbf{A}_1 \Sigma^{1/2} z_r)(z_s^\top \Sigma z_s), (z_s^\top \Sigma^{1/2} \mathbf{A}_2 \Sigma^{1/2} z_s)(z_k^\top \Sigma z_k) \right) \\ &+ \sum_{r \neq s \neq k} \mathrm{Cov} \left( (z_r^\top \Sigma^{1/2} \mathbf{A}_1 \Sigma^{1/2} z_r)(z_s^\top \Sigma z_s), (z_k^\top \Sigma^{1/2} \mathbf{A}_2 \Sigma^{1/2} z_k)(z_s^\top \Sigma z_s) \right).\end{aligned}$$

In what follows, we compute these different types of terms step by step.

First, by letting  $\tilde{\mathbf{A}}_1 = \Sigma^{1/2} \mathbf{A}_1 \Sigma^{1/2}$ ,  $\tilde{\mathbf{A}}_2 = \Sigma^{1/2} \mathbf{A}_2 \Sigma^{1/2}$  and  $\mathbf{A}_2 = \mathbf{A}_4 = \Sigma$  in (H.1), we have

$$\mathrm{Cov} \left( (z_r^\top \Sigma^{1/2} \mathbf{A}_1 \Sigma^{1/2} z_r)(z_r^\top \Sigma z_r), (z_r^\top \Sigma^{1/2} \mathbf{A}_2 \Sigma^{1/2} z_r)(z_r^\top \Sigma z_r) \right)$$

$$\begin{aligned}
&= \{2\text{tr}(\Sigma \mathbf{A}_1 \Sigma \mathbf{A}_2) + (\nu_4 - 3)\text{tr}(\mathcal{D}(\Sigma^{1/2} \mathbf{A}_1 \Sigma^{1/2}) \mathcal{D}(\Sigma^{1/2} \mathbf{A}_2 \Sigma^{1/2}))\} \text{tr}(\Sigma)^2 \\
&+ \{2\text{tr}(\Sigma^2 \mathbf{A}_1) + (\nu_4 - 3)\text{tr}(\mathcal{D}(\Sigma) \mathcal{D}(\Sigma^{1/2} \mathbf{A}_1 \Sigma^{1/2}))\} \text{tr}(\Sigma \mathbf{A}_2) \text{tr}(\Sigma) \\
&+ \{2\text{tr}(\Sigma^2 \mathbf{A}_2) + (\nu_4 - 3)\text{tr}(\mathcal{D}(\Sigma) \mathcal{D}(\Sigma^{1/2} \mathbf{A}_2 \Sigma^{1/2}))\} \text{tr}(\Sigma \mathbf{A}_1) \text{tr}(\Sigma) \\
&+ \{2\text{tr}(\Sigma^2) + (\nu_4 - 3)\text{tr}(\mathcal{D}(\Sigma)^2)\} \text{tr}(\Sigma \mathbf{A}_1) \text{tr}(\Sigma \mathbf{A}_2) + o(p^3).
\end{aligned}$$

Next, we observe that

$$\begin{aligned}
&\mathbb{E} \left[ (z_r^\top \Sigma^{1/2} \mathbf{A}_1 \Sigma^{1/2} z_r)(z_r^\top \Sigma z_r)(z_r^\top \Sigma^{1/2} \mathbf{A}_2 \Sigma^{1/2} z_r)(z_s^\top \Sigma z_s) | z_r \right] \\
&= (z_r^\top \Sigma^{1/2} \mathbf{A}_1 \Sigma^{1/2} z_r)(z_r^\top \Sigma z_r)(z_r^\top \Sigma^{1/2} \mathbf{A}_2 \Sigma^{1/2} z_r) \text{tr}(\Sigma).
\end{aligned}$$

It then follows by letting  $\tilde{\mathbf{A}}_1 = \Sigma^{1/2} \mathbf{A}_1 \Sigma^{1/2}$ ,  $\tilde{\mathbf{A}}_3 = \Sigma^{1/2} \mathbf{A}_2 \Sigma^{1/2}$  and  $\mathbf{A}_2 = \Sigma$  in (H.2) that

$$\begin{aligned}
&\text{Cov} \left( (z_r^\top \Sigma^{1/2} \mathbf{A}_1 \Sigma^{1/2} z_r)(z_r^\top \Sigma z_r), (z_r^\top \Sigma^{1/2} \mathbf{A}_2 \Sigma^{1/2} z_r)(z_s^\top \Sigma z_s) \right) \\
&= \text{tr}(\Sigma) \text{Cov} \left( (z_r^\top \Sigma^{1/2} \mathbf{A}_1 \Sigma^{1/2} z_r)(z_r^\top \Sigma z_r), (z_r^\top \Sigma^{1/2} \mathbf{A}_2 \Sigma^{1/2} z_r) \right) \\
&= \text{tr}(\Sigma) \left\{ [2\text{tr}(\Sigma \mathbf{A}_1 \Sigma \mathbf{A}_2) + (\nu_4 - 3)\text{tr}(\mathcal{D}(\Sigma^{1/2} \mathbf{A}_1 \Sigma^{1/2}) \mathcal{D}(\Sigma^{1/2} \mathbf{A}_2 \Sigma^{1/2}))] \text{tr}(\Sigma) \right. \\
&\quad \left. + [2\text{tr}(\Sigma^2 \mathbf{A}_2) + (\nu_4 - 3)\text{tr}(\mathcal{D}(\Sigma) \mathcal{D}(\Sigma^{1/2} \mathbf{A}_2 \Sigma^{1/2}))] \text{tr}(\Sigma \mathbf{A}_1) \right\} + o(p^3).
\end{aligned}$$

Similarly, we also have

$$\begin{aligned}
&\text{Cov} \left( (z_r^\top \Sigma^{1/2} \mathbf{A}_1 \Sigma^{1/2} z_r)(z_r^\top \Sigma z_r), (z_s^\top \Sigma^{1/2} \mathbf{A}_2 \Sigma^{1/2} z_s)(z_r^\top \Sigma z_r) \right) \\
&= \text{tr}(\Sigma \mathbf{A}_2) \left\{ [2\text{tr}(\Sigma^2 \mathbf{A}_1) + (\nu_4 - 3)\text{tr}(\mathcal{D}(\Sigma^{1/2} \mathbf{A}_1 \Sigma^{1/2}) \mathcal{D}(\Sigma))] \text{tr}(\Sigma) \right. \\
&\quad \left. + [2\text{tr}(\Sigma^2) + (\nu_4 - 3)\text{tr}(\mathcal{D}(\Sigma)^2)] \text{tr}(\Sigma \mathbf{A}_1) \right\} + o(p^3), \\
&\text{Cov} \left( (z_r^\top \Sigma^{1/2} \mathbf{A}_1 \Sigma^{1/2} z_r)(z_s^\top \Sigma z_s), (z_r^\top \Sigma^{1/2} \mathbf{A}_2 \Sigma^{1/2} z_r)(z_r^\top \Sigma z_r) \right) \\
&= \text{tr}(\Sigma) \left\{ [2\text{tr}(\Sigma \mathbf{A}_1 \Sigma \mathbf{A}_2) + (\nu_4 - 3)\text{tr}(\mathcal{D}(\Sigma^{1/2} \mathbf{A}_1 \Sigma^{1/2}) \mathcal{D}(\Sigma^{1/2} \mathbf{A}_2 \Sigma^{1/2}))] \text{tr}(\Sigma) \right. \\
&\quad \left. + [2\text{tr}(\Sigma^2 \mathbf{A}_1) + (\nu_4 - 3)\text{tr}(\mathcal{D}(\Sigma) \mathcal{D}(\Sigma^{1/2} \mathbf{A}_1 \Sigma^{1/2}))] \text{tr}(\Sigma \mathbf{A}_2) \right\} + o(p^3), \\
&\text{Cov} \left( (z_s^\top \Sigma^{1/2} \mathbf{A}_1 \Sigma^{1/2} z_s)(z_r^\top \Sigma z_r), (z_r^\top \Sigma^{1/2} \mathbf{A}_2 \Sigma^{1/2} z_r)(z_r^\top \Sigma z_r) \right) \\
&= \text{tr}(\Sigma \mathbf{A}_1) \left\{ [2\text{tr}(\Sigma^2 \mathbf{A}_2) + (\nu_4 - 3)\text{tr}(\mathcal{D}(\Sigma^{1/2} \mathbf{A}_2 \Sigma^{1/2}) \mathcal{D}(\Sigma))] \text{tr}(\Sigma) \right. \\
&\quad \left. + [2\text{tr}(\Sigma^2) + (\nu_4 - 3)\text{tr}(\mathcal{D}(\Sigma)^2)] \text{tr}(\Sigma \mathbf{A}_2) \right\} + o(p^3).
\end{aligned}$$

Furthermore, we focus on the cases in which there are two different indices, and each index occurs four times. We observe that

$$\mathbb{E} \left[ (z_r^\top \Sigma^{1/2} \mathbf{A}_1 \Sigma^{1/2} z_r)(z_s^\top \Sigma z_s), (z_r^\top \Sigma^{1/2} \mathbf{A}_2 \Sigma^{1/2} z_r)(z_s^\top \Sigma z_s) | z_r \right]$$



To recap, we have

$$\begin{aligned}
& \text{Cov} \left( \text{tr}(\mathbf{S}_n \mathbf{A}_1) \left( \frac{1}{p} \text{tr}(\mathbf{S}_n) \right), \text{tr}(\mathbf{S}_n \mathbf{A}_2) \left( \frac{1}{p} \text{tr}(\mathbf{S}_n) \right) \right) \\
&= \frac{1}{p^2 n} \left\{ \text{tr}(\boldsymbol{\Sigma})^2 \{ 2\text{tr}(\boldsymbol{\Sigma} \mathbf{A}_1 \boldsymbol{\Sigma} \mathbf{A}_2) + (\nu_4 - 3) \text{tr}(\mathcal{D}(\boldsymbol{\Sigma}^{1/2} \mathbf{A}_1 \boldsymbol{\Sigma}^{1/2}) \mathcal{D}(\boldsymbol{\Sigma}^{1/2} \mathbf{A}_2 \boldsymbol{\Sigma}^{1/2})) \} \right. \\
&\quad + \text{tr}(\boldsymbol{\Sigma}) \text{tr}(\boldsymbol{\Sigma} \mathbf{A}_2) \{ 2\text{tr}(\boldsymbol{\Sigma}^2 \mathbf{A}_1) + (\nu_4 - 3) \text{tr}(\mathcal{D}(\boldsymbol{\Sigma}^{1/2} \mathbf{A}_1 \boldsymbol{\Sigma}^{1/2}) \mathcal{D}(\boldsymbol{\Sigma})) \} \\
&\quad + \text{tr}(\boldsymbol{\Sigma}) \text{tr}(\boldsymbol{\Sigma} \mathbf{A}_1) \{ 2\text{tr}(\boldsymbol{\Sigma}^2 \mathbf{A}_2) + (\nu_4 - 3) \text{tr}(\mathcal{D}(\boldsymbol{\Sigma}^{1/2} \mathbf{A}_2 \boldsymbol{\Sigma}^{1/2}) \mathcal{D}(\boldsymbol{\Sigma})) \} \\
&\quad \left. + \text{tr}(\boldsymbol{\Sigma} \mathbf{A}_1) \text{tr}(\boldsymbol{\Sigma} \mathbf{A}_2) \{ 2\text{tr}(\boldsymbol{\Sigma}^2) + (\nu_4 - 3) \text{tr}(\mathcal{D}(\boldsymbol{\Sigma}^2)) \} \right\} + o(1) \\
&= \frac{1}{p^2 n} \left\{ \begin{array}{l} \text{tr}(\boldsymbol{\Sigma}) \text{tr}(\boldsymbol{\Sigma}) \langle \mathbf{A}_1, \mathbf{A}_2 \rangle_{\boldsymbol{\Sigma}} \\ + \text{tr}(\boldsymbol{\Sigma}) \text{tr}(\boldsymbol{\Sigma} \mathbf{A}_1) \langle \mathbf{I}_p, \mathbf{A}_2 \rangle_{\boldsymbol{\Sigma}} \\ + \text{tr}(\boldsymbol{\Sigma}) \text{tr}(\boldsymbol{\Sigma} \mathbf{A}_2) \langle \mathbf{I}_p, \mathbf{A}_1 \rangle_{\boldsymbol{\Sigma}} \\ + \text{tr}(\boldsymbol{\Sigma} \mathbf{A}_1) \text{tr}(\boldsymbol{\Sigma} \mathbf{A}_2) \langle \mathbf{I}_p, \mathbf{I}_p \rangle_{\boldsymbol{\Sigma}} \end{array} \right\} (1 + o(1))
\end{aligned}$$

#### H.4. Proof of Equation (A.6)

Recall that

$$\begin{aligned}
\text{tr}(\mathbf{S}_n^2) &= \frac{1}{n^2} \sum_{r,s=1}^n (z_r^T \boldsymbol{\Sigma} z_s)^2 \\
\text{tr}(\mathbf{S}_n \mathbf{A}) \left( \frac{1}{p} \text{tr}(\mathbf{S}_n) \right) &= \frac{1}{pn^2} \sum_{r,s=1}^n (z_r^T \boldsymbol{\Sigma}^{1/2} \mathbf{A} \boldsymbol{\Sigma}^{1/2} z_r) (z_s^T \boldsymbol{\Sigma} z_s).
\end{aligned}$$

We have

$$\begin{aligned}
& pn^4 \text{Cov} \left( \text{tr}(\mathbf{S}_n^2), \text{tr}(\mathbf{S}_n \mathbf{A}) \left( \frac{1}{p} \text{tr}(\mathbf{S}_n) \right) \right) \\
&= \sum_r \text{Cov} \left( (z_r^T \boldsymbol{\Sigma} z_r)^2, (z_r^T \boldsymbol{\Sigma}^{1/2} \mathbf{A} \boldsymbol{\Sigma}^{1/2} z_r) (z_r^T \boldsymbol{\Sigma} z_r) \right) \\
&\quad + \sum_{r \neq s} \text{Cov} \left( (z_r^T \boldsymbol{\Sigma} z_r)^2, (z_r^T \boldsymbol{\Sigma}^{1/2} \mathbf{A} \boldsymbol{\Sigma}^{1/2} z_r) (z_s^T \boldsymbol{\Sigma} z_s) \right) \\
&\quad + \sum_{r \neq s} \text{Cov} \left( (z_r^T \boldsymbol{\Sigma} z_r)^2, (z_s^T \boldsymbol{\Sigma}^{1/2} \mathbf{A} \boldsymbol{\Sigma}^{1/2} z_s) (z_r^T \boldsymbol{\Sigma} z_r) \right) \\
&\quad + 2 \sum_{r \neq s} \text{Cov} \left( (z_r^T \boldsymbol{\Sigma} z_s)^2, (z_r^T \boldsymbol{\Sigma}^{1/2} \mathbf{A} \boldsymbol{\Sigma}^{1/2} z_r) (z_r^T \boldsymbol{\Sigma} z_r) \right) \\
&\quad + 2 \sum_{r \neq s} \text{Cov} \left( (z_r^T \boldsymbol{\Sigma} z_s)^2, (z_r^T \boldsymbol{\Sigma}^{1/2} \mathbf{A} \boldsymbol{\Sigma}^{1/2} z_r) (z_s^T \boldsymbol{\Sigma} z_s) \right) \\
&\quad + 2 \sum_{r \neq s \neq k} \text{Cov} \left( (z_r^T \boldsymbol{\Sigma} z_s)^2, (z_r^T \boldsymbol{\Sigma}^{1/2} \mathbf{A} \boldsymbol{\Sigma}^{1/2} z_r) (z_k^T \boldsymbol{\Sigma} z_k) \right)
\end{aligned}$$

$$+2 \sum_{r \neq s \neq k} \text{Cov} \left( (z_r^T \Sigma z_s)^2, (z_k^T \Sigma^{1/2} \mathbf{A} \Sigma^{1/2} z_k)(z_r^T \Sigma z_r) \right).$$

In what follows, we compute these different types of terms step by step.

First, by letting  $\mathbf{A}_1 = \mathbf{A}_2 = \mathbf{A}_3 = \Sigma$  and  $\mathbf{A}_4 = \Sigma^{1/2} \mathbf{A} \Sigma^{1/2}$  in (H.1), we have

$$\begin{aligned} & \text{Cov} \left( (z_r^T \Sigma z_r)^2, (z_r^T \Sigma^{1/2} \mathbf{A} \Sigma^{1/2} z_r)(z_r^T \Sigma z_r) \right) \\ &= 4\text{tr}(\Sigma^2)\text{tr}(\Sigma)\text{tr}(\Sigma_i \mathbf{A}) + 4\text{tr}(\Sigma^2 \mathbf{A})\text{tr}(\Sigma)^2 \\ &+ 2(\nu_4 - 3) \left\{ \text{tr}(\mathcal{D}(\Sigma)^2)\text{tr}(\Sigma)\text{tr}(\Sigma \mathbf{A}) + \text{tr}(\mathcal{D}(\Sigma) \Sigma^{1/2} \mathbf{A} \Sigma^{1/2})\text{tr}(\Sigma)^2 \right\} + o(p^3). \end{aligned}$$

Next, by letting  $\mathbf{A}_1 = \mathbf{A}_2 = \Sigma$  and  $\mathbf{A}_3 = \Sigma^{1/2} \mathbf{A} \Sigma^{1/2}$  in (H.2), we have

$$\begin{aligned} & \text{Cov} \left( (z_r^T \Sigma_i z_r)^2, (z_r^T \Sigma^{1/2} \mathbf{A} \Sigma^{1/2} z_r)(z_s^T \Sigma z_s) \right) \\ &= \text{tr}(\Sigma) \text{Cov} \left( (z_r^T \Sigma z_r)^2, (z_r^T \Sigma^{1/2} \mathbf{A} \Sigma^{1/2} z_r) \right) \\ &= \text{tr}(\Sigma) \left\{ 4\text{tr}(\Sigma^2 \mathbf{A})\text{tr}(\Sigma) + 2(\nu_4 - 3)\text{tr}(\mathcal{D}(\Sigma^{1/2} \mathbf{A} \Sigma^{1/2}) \Sigma)\text{tr}(\Sigma) \right\} + o(p^3). \end{aligned}$$

Meanwhile, by letting  $\mathbf{A}_1 = \mathbf{A}_2 = \mathbf{A}_3 = \Sigma_i$  in (H.2), we have

$$\begin{aligned} & \text{Cov} \left( (z_r^T \Sigma z_r)^2, (z_s^T \Sigma^{1/2} \mathbf{A} \Sigma^{1/2} z_s)(z_r^T \Sigma z_r) \right) \\ &= \text{tr}(\Sigma \mathbf{A}) \left\{ 4\text{tr}(\Sigma^2)\text{tr}(\Sigma) + 2(\nu_4 - 3)\text{tr}(\mathcal{D}(\Sigma)^2)\text{tr}(\Sigma) \right\} + o(p^3). \end{aligned}$$

Next, we observe

$$\mathbb{E} \left( (z_r^T \Sigma z_s)^2 | z_r \right) = z_r^T \Sigma^2 z_r.$$

It then follows by letting  $\mathbf{A}_1 = \Sigma^{1/2} \mathbf{A} \Sigma^{1/2}$ ,  $\mathbf{A}_2 = \Sigma$  and  $\mathbf{A}_3 = \Sigma^2$  in (H.2) that

$$\begin{aligned} & \text{Cov} \left( (z_r^T \Sigma z_s)^2, (z_r^T \Sigma^{1/2} \Sigma_0 \Sigma^{1/2} z_r)(z_r^T \Sigma z_r) \right) \\ &= \text{Cov} \left( z_r^T \Sigma^2 z_r, (z_r^T \Sigma^{1/2} \mathbf{A} \Sigma^{1/2} z_r)(z_r^T \Sigma z_r) \right) \\ &= 2\text{tr}(\Sigma^3)\text{tr}(\Sigma \mathbf{A}) + 2\text{tr}(\Sigma^3 \mathbf{A})\text{tr}(\Sigma) \\ &+ (\nu_4 - 3) \left\{ \text{tr}(\mathcal{D}(\Sigma^2) \Sigma)\text{tr}(\Sigma \mathbf{A}) + \text{tr}(\mathcal{D}(\Sigma^2) \Sigma^{1/2} \mathbf{A} \Sigma^{1/2})\text{tr}(\Sigma) \right\} + o(p^2). \end{aligned}$$

Finally, we observe that

$$\begin{aligned} & \mathbb{E} \left[ (z_r^T \Sigma z_s)^2, (z_r^T \Sigma^{1/2} \mathbf{A} \Sigma^{1/2} z_r)(z_s^T \Sigma z_s) | z_r \right] \\ &= (z_r^T \Sigma^{1/2} \mathbf{A} \Sigma^{1/2} z_r) \left[ \text{tr}(\Sigma)(z_r^T \Sigma^2 z_r) + 2(z_r^T \Sigma^3 z_r) + (\nu_4 - 3)z_r^T \Sigma \mathcal{D}(\Sigma) \Sigma z_r \right]. \end{aligned}$$

It then follows that

$$\begin{aligned}
& \text{Cov} \left( (z_r^\top \Sigma z_s)^2, (z_r^\top \Sigma^{1/2} \mathbf{A} \Sigma^{1/2} z_r)(z_s^\top \Sigma z_s) \right) \\
&= \mathbb{E} \left[ (z_r^\top \Sigma z_s)^2, (z_r^\top \Sigma^{1/2} \mathbf{A} \Sigma^{1/2} z_r)(z_s^\top \Sigma z_s) \right] - \text{tr}(\Sigma^2) \text{tr}(\Sigma \mathbf{A}) \text{tr}(\Sigma) \\
&= \text{tr}(\Sigma) \left( 2 \text{tr}(\Sigma^3 \mathbf{A}) + (\nu_4 - 3) \text{tr}(\mathcal{D}(\Sigma^2) \Sigma^{1/2} \mathbf{A} \Sigma^{1/2}) \right) \\
&+ 2 \text{tr}(\Sigma \mathbf{A}) \text{tr}(\Sigma^3) + (\nu_4 - 3) \text{tr}(\Sigma \mathbf{A}) \text{tr}(\mathcal{D}(\Sigma) \Sigma^2) + o(p^2).
\end{aligned}$$

We have

$$\begin{aligned}
& \text{Cov} \left( (z_r^\top \Sigma z_s)^2, (z_r^\top \Sigma^{1/2} \mathbf{A} \Sigma^{1/2} z_r)(z_k^\top \Sigma z_k) \right) \\
&= \text{tr}(\Sigma) \text{cov} \left( (z_r^\top \Sigma z_s)^2, (z_r^\top \Sigma^{1/2} \mathbf{A} \Sigma^{1/2} z_r) \right) \\
&= \text{tr}(\Sigma) \text{cov} \left( (z_r^\top \Sigma^2 z_r), (z_r^\top \Sigma^{1/2} \mathbf{A} \Sigma^{1/2} z_r) \right) \\
&= \text{tr}(\Sigma) \left\{ 2 \text{tr}(\Sigma^3 \mathbf{A}) + (\nu_4 - 3) \text{tr}(\mathcal{D}(\Sigma^2) \Sigma^{1/2} \mathbf{A} \Sigma^{1/2}) \right\}.
\end{aligned}$$

Finally,

$$\begin{aligned}
& \text{Cov} \left( (z_r^\top \Sigma z_s)^2, (z_k^\top \Sigma^{1/2} \mathbf{A} \Sigma^{1/2} z_k)(z_r^\top \Sigma z_r) \right) \\
&= \text{tr}(\Sigma \mathbf{A}) \text{cov} \left( (z_r^\top \Sigma^2 z_r), (z_r^\top \Sigma z_r) \right) \\
&= \text{tr}(\Sigma \mathbf{A}) \left\{ 2 \text{tr}(\Sigma^3) + (\nu_4 - 3) \text{tr}(\mathcal{D}(\Sigma^2) \Sigma) \right\}.
\end{aligned}$$

To recap, we have

$$\begin{aligned}
& pn^4 \text{Cov} \left( \text{tr}(\mathbf{S}_n^2), \text{tr}(\mathbf{S}_n \mathbf{A}) \left( \frac{1}{p} \text{tr}(\mathbf{S}_n) \right) \right) \\
&= \frac{1}{pn^4} \left\{ n^2 \text{tr}(\Sigma) \left[ 4 \text{tr}(\Sigma^2 \mathbf{A}) \text{tr}(\Sigma) + 2(\nu_4 - 3) \text{tr}(\mathcal{D}(\Sigma^{1/2} \mathbf{A} \Sigma^{1/2}) \Sigma) \text{tr}(\Sigma) \right] \right. \\
&+ n^2 \text{tr}(\Sigma \mathbf{A}) \left[ 4 \text{tr}(\Sigma^2) \text{tr}(\Sigma) + 2(\nu_4 - 3) \text{tr}(\mathcal{D}(\Sigma)^2) \text{tr}(\Sigma) \right] \\
&+ 2n^3 \text{tr}(\Sigma) \left[ 2 \text{tr}(\Sigma^3 \mathbf{A}) + (\nu_4 - 3) \text{tr}(\mathcal{D}(\Sigma^2) \Sigma^{1/2} \mathbf{A} \Sigma^{1/2}) \right] \\
&+ \left. 2n^3 \text{tr}(\Sigma \mathbf{A}) \left[ 2 \text{tr}(\Sigma^3) + (\nu_4 - 3) \text{tr}(\mathcal{D}(\Sigma^2) \Sigma) \right] \right\} (1 + o(1)) \\
&= \frac{2}{n^4} \left\{ \begin{array}{l} n^2 \cdot \text{tr}(\Sigma) \text{tr}(\Sigma) \langle \mathbf{A}, \mathbf{I}_p \rangle_\Sigma \\ + n^2 \cdot \text{tr}(\Sigma \mathbf{A}) \text{tr}(\Sigma) \langle \mathbf{I}_p, \mathbf{I}_p \rangle_\Sigma \\ + n^3 \cdot \text{tr}(\Sigma \mathbf{A}) \langle \mathbf{I}_p, \Sigma \rangle_\Sigma \\ + n^3 \cdot \text{tr}(\Sigma) \langle \mathbf{A}, \Sigma \rangle_\Sigma \end{array} \right\} (1 + o(1)).
\end{aligned}$$

**H.5. Proof of Equation (A.9)**

Recall that

$$\begin{aligned}\mathrm{tr}(\mathbf{S}_n^2) &= \frac{1}{n^2} \sum_{r,s=1}^n (\mathbf{z}_r^\top \boldsymbol{\Sigma} \mathbf{z}_s)^2, \\ \mathrm{tr}(\mathbf{S}_n \mathbf{A}) &= \frac{1}{n} \sum_{k=1}^n \mathbf{z}_k^\top \boldsymbol{\Sigma}^{1/2} \mathbf{A} \boldsymbol{\Sigma}^{1/2} \mathbf{z}_k.\end{aligned}$$

Then, we have

$$\begin{aligned}& \mathrm{Cov}(\mathrm{tr}(\mathbf{S}_n^2), \mathrm{tr}(\mathbf{S}_n \mathbf{A})) \\ &= \frac{1}{n^3} \left\{ \sum_{j=1}^n \mathrm{Cov}((\mathbf{z}_j^\top \boldsymbol{\Sigma} \mathbf{z}_j)^2, \mathbf{z}_j^\top \boldsymbol{\Sigma}^{1/2} \mathbf{A} \boldsymbol{\Sigma}^{1/2} \mathbf{z}_j) \right. \\ & \quad \left. + 2 \sum_{l \neq j} \mathrm{Cov}(\mathbf{z}_j^\top \boldsymbol{\Sigma}^2 \mathbf{z}_j, \mathbf{z}_j^\top \boldsymbol{\Sigma}^{1/2} \mathbf{A} \boldsymbol{\Sigma}^{1/2} \mathbf{z}_j) \right\} \\ &= c_p^2 \frac{1}{p^2} \left[ 4 \mathrm{tr}(\boldsymbol{\Sigma}^2 \mathbf{A}) \mathrm{tr}(\boldsymbol{\Sigma}) + 2(\nu_4 - 3) \mathrm{tr}(\mathcal{D}(\boldsymbol{\Sigma}) \boldsymbol{\Sigma}^{1/2} \mathbf{A} \boldsymbol{\Sigma}^{1/2}) \mathrm{tr}(\boldsymbol{\Sigma}) \right] \\ & \quad + c_p \frac{1}{p} \left[ 2 \mathrm{tr}(\boldsymbol{\Sigma}^3 \mathbf{A}) + (\nu_4 - 3) \mathrm{tr}(\mathcal{D}(\boldsymbol{\Sigma}^2) \boldsymbol{\Sigma}^{1/2} \mathbf{A} \boldsymbol{\Sigma}^{1/2}) \right] \\ &= 2c_p^2 \left( \frac{1}{p} \mathrm{tr}(\boldsymbol{\Sigma}) \right) \langle \mathbf{I}_p, \mathbf{A} \rangle_{\boldsymbol{\Sigma}} + c_p \langle \boldsymbol{\Sigma}, \mathbf{A} \rangle_{\boldsymbol{\Sigma}}\end{aligned}$$

**H.6. Proof of Equation (A.10)**

Recall that

$$\begin{aligned}\frac{1}{n} \mathrm{tr}(\mathbf{S}_n)^2 &= \frac{1}{n^3} \sum_{r,s=1}^n (\mathbf{z}_r^\top \boldsymbol{\Sigma} \mathbf{z}_r)(\mathbf{z}_s^\top \boldsymbol{\Sigma} \mathbf{z}_s), \\ \mathrm{tr}(\mathbf{S}_n \mathbf{A}) &= \frac{1}{n} \sum_{k=1}^n \mathbf{z}_k^\top \boldsymbol{\Sigma}^{1/2} \mathbf{A} \boldsymbol{\Sigma}^{1/2} \mathbf{z}_k.\end{aligned}$$

We then have

$$\begin{aligned}& \mathrm{Cov} \left( \frac{1}{n} \mathrm{tr}(\mathbf{S}_n)^2, \mathrm{tr}(\mathbf{S}_n \mathbf{A}) \right) \\ &= \frac{1}{n^4} \left\{ \sum_{j=1}^n \mathrm{Cov}((\mathbf{z}_r^\top \boldsymbol{\Sigma} \mathbf{z}_r)^2, \mathbf{z}_j^\top \boldsymbol{\Sigma}^{1/2} \mathbf{A} \boldsymbol{\Sigma}^{1/2} \mathbf{z}_j) \right. \\ & \quad \left. + 2 \sum_{l \neq j} \mathrm{Cov}((\mathbf{z}_j^\top \boldsymbol{\Sigma} \mathbf{z}_j)(\mathbf{z}_l^\top \boldsymbol{\Sigma} \mathbf{z}_l), \mathbf{z}_j^\top \boldsymbol{\Sigma}^{1/2} \mathbf{A} \boldsymbol{\Sigma}^{1/2} \mathbf{z}_j) \right\}\end{aligned}$$



$$\begin{aligned}
&= c_p \frac{1}{p^2} \text{tr}(\boldsymbol{\Sigma}) \left[ 2\text{tr}(\boldsymbol{\Sigma}^2 \mathbf{A}) + \text{tr}(\mathcal{D}(\boldsymbol{\Sigma}) \boldsymbol{\Sigma}^{1/2} \mathbf{A} \boldsymbol{\Sigma}^{1/2}) \right] + O\left(\frac{1}{p}\right) \\
&= 2c_p^2 \left( \frac{1}{p} \text{tr}(\boldsymbol{\Sigma}) \right) \langle \mathbf{I}_p, \mathbf{A} \rangle_{\boldsymbol{\Sigma}}
\end{aligned}$$