

Synchronization cluster bursting in adaptive oscillators networks

Mengke Wei,^{1,2,3} Andreas Amann,^{2,4} Oleksandr Burylko,^{2,5,6} Xiuqing Han,³ Serhiy Yanchuk,⁴ and Jürgen Kurths^{2,7}

¹*School of Mathematical Science, Yangzhou University, Yangzhou 225002, China*

²*Potsdam Institute for Climate Impact Research, Telegrafenberg, 14473 Potsdam, Germany*

³*Faculty of Civil Engineering and Mechanics, Jiangsu University, Zhenjiang 212013, China*

⁴*School of Mathematical Sciences, University College Cork, Cork, Ireland*

⁵*Institute of Mathematics, National Academy of Sciences of Ukraine, 01024 Kyiv, Ukraine*

⁶*Institute of Mathematics, Humboldt University Berlin, 12489 Berlin, Germany*

⁷*Fudan University, Institute Intelligent Complex Systems, Shanghai, China*

(Dated: 16 September 2024)

Adaptive dynamical networks are ubiquitous in real-world systems. This paper aims to explore the synchronization dynamics in networks of adaptive oscillators based on a paradigmatic system of adaptively coupled phase oscillators. Our numerical observations reveal the emergence of synchronization cluster bursting, characterized by periodic transitions between cluster synchronization and global synchronization. By investigating a reduced model, the mechanisms underlying synchronization cluster bursting are clarified. We show that a minimal model exhibiting this phenomenon can be reduced to a phase oscillator with complex-valued adaptation. Furthermore, the adaptivity of the system leads to the appearance of additional symmetries and thus to the coexistence of stable bursting solutions with very different Kuramoto order parameters.

Synchronization within dynamical systems on networks is frequently encountered in various fields of natural sciences and engineering technology. Recently, the study of synchronization of coupled systems has attracted extensive attention, and plenty of new patterns of network synchronization, such as complete synchronization, cluster synchronization, remote synchronization, and chimera states, have been reported. In particular, networks with adaptive couplings have emerged as a focal point of research due to their ability to model complex interactions more realistically. In this paper, we explore the synchronization dynamics of an adaptive oscillator network. Our results show that synchronization cluster bursting can be observed numerically in a paradigmatic system of adaptively coupled phase oscillators. We investigate the symmetries of the model and reduce the model to a normal form to reveal the mechanism of synchronization cluster bursting. Based on the dynamical analysis of the normal form equation, we point out the role of fixed points in synchronization state transitions and the generation of bursting.

the basic mechanisms of emergent collective behaviors and patterns in adaptive oscillator networks^{12–14}.

In many complex systems of coupled oscillators^{15–20} it is possible to reduce much of the complexity by focusing on the dynamics of carefully chosen phase variables. The system is thus transformed into a model of coupled phase oscillators, which allows for a simplified analysis of the fundamental properties of the system. In this paper, we consider an adaptive version of the Kuramoto phase oscillator model. The classic Kuramoto model is an idealized model which has been successfully applied to coupled oscillator systems arising in physics^{21–23}, chemistry^{24,25}, electrical engineering^{26–29} and other fields. The Kuramoto model and its many variations and extensions has been extensively studied in the literature. For example, an opinion changing rate model³⁰ was proposed by modifying the classical Kuramoto model to investigate the opinion synchronization in social networks. The Kuramoto model with phase lag was applied to the non-linear dynamics on a directed graph of a sequence of earthquakes³¹. A number of recent reviews^{17,32–35} provide a detailed survey of the Kuramoto model, its extensions and its most significant applications.

Synchronization^{36–38}, as a collective behavior among populations of dynamically interacting entities, has been extensively studied for its significant contributions in various fields, including biology³⁹, ecology⁴⁰, and sociology⁴¹. It has been established that systems of coupled entities can exhibit various synchronization patterns⁴². For example, recent studies of adaptive networks have revealed the phenomenon of recurrent synchronization⁴³, a macroscopic event characterized by a periodic transition between synchronous and asynchronous behaviors. The underlying mechanisms of recurrent synchronization are attributed to the recurrent slow dynamics of hidden variables related to the coupling weights, especially the asymmetry of adaptation rules. A more general chaotic recurrent clustering has been reported in⁴⁴. The concept of cluster synchronization^{45–47} where the network is divided into synchronous sub-populations or clusters, is able to provide a framework for the understanding of dynamical coherence

I. INTRODUCTION

The aspect of adaptivity^{1–5} has introduced a new dimension to the classic study of coupled oscillator networks. In an adaptive network the coupling between oscillators evolves depending on the state of the system. The main motivation for studying adaptive networks stems from its importance in real world systems^{4,6}. For instance, in biological networks such as the human brain, synaptic plasticity allows for a strengthening or weakening of connections between neurons, facilitating learning and memory^{7,8}. Similarly, social networks exhibit adaptability, constantly reshaping connections to improve collective intelligence and accurate individual and collective beliefs⁹. Even in ecological networks, species adapt their behaviors in response to changes in their habitat or population dynamics, thus promoting the stability of community dynamics^{10,11}. It is therefore important to understand

in coupled oscillatory systems. These clusters can dynamically form, dissolve, and even exhibit complex behaviors, such as synchronization cluster bursting, reflecting the rich interactions within the network. Bursting occurs when a system trajectory undergoes alternations between a rest state (silent phase) and an active state (repetitive spiking)^{48–50}. In synchronization cluster bursting, different synchronization states appear and disappear in a burst-like manner, which has been frequently observed in various non-adaptive models^{51–53}. However, synchronization cluster bursting in adaptive networks has not yet been thoroughly investigated.

In this paper, we study the dynamics of an adaptive oscillator network based on an adaptive phase oscillator model. We conduct an analysis of the general model of N oscillators to reveal its key properties and symmetries. In particular, a new order parameter different from the standard Kuramoto order parameter is proposed which accounts for the symmetries of the model and allows us to better characterize synchronization. Then, we focus on the numerical investigation of the model of three adaptive phase oscillators, and demonstrate the distinct transitions between cluster synchronization and global synchronization. A useful quantity in this context is the time-dependent average frequency difference, which is used to identify the cluster synchronization state as a function of time. We discover that a quiescent state of the order parameter corresponds to global frequency synchronization, while oscillatory behavior indicates partial frequency synchronization. The transition between these two states gives rise to the effect of synchronization cluster bursting. Furthermore, we simplified the adaptive system into a reduced normal form equation. By conducting a systematic bifurcation and stability analysis of the normal form equation, we uncover the underlying mechanisms that give rise to synchronization cluster bursting.

II. MODEL OF ADAPTIVELY COUPLED OSCILLATORS

In this section, we will give a brief introduction to the adaptive phase oscillator model. First, we describe the general adaptive phase oscillator model with N oscillators in subsection II A. Then, we study symmetries of the general model in subsection II B. Finally, in subsection II C, we introduce an order parameter that respects the symmetries of the model.

A. General adaptive phase oscillator model

We begin this study by introducing a paradigmatic system of N coupled phase oscillators with adaptive coupling^{54–56}, which is given by

$$\begin{aligned} \dot{\varphi}_i &= \omega_i - \frac{1}{N} \sum_{j=1}^N \kappa_{ij} \sin(\varphi_i - \varphi_j), \\ \dot{\kappa}_{ij} &= -\varepsilon[\kappa_{ij} + A_{ij} \sin(\varphi_i - \varphi_j + \delta_{ij})]. \end{aligned} \quad (1)$$

Here $\varphi_i \in \mathbb{T}^1$ denotes the phase and ω_i is the natural frequency of oscillator i ($i = 1, \dots, N$). We use the notation \mathbb{T}^N for the N dimensional torus. The interactions

between the oscillators are quantified through the adaptive coupling weights, κ_{ij} , which represent the connection strength from the j th to the i th oscillator, where $i, j = 1, \dots, N$, $i \neq j$. The positive parameter ε is the rate of adaptation of the coupling weights. The parameters δ_{ij} are phase-lags of the adaptation function, and the coupling parameters $A_{ij} > 0$ represent an underlying topology. Therefore, we have an N^2 -dimensional phase space $(\varphi_1, \dots, \varphi_N, \kappa_{1,2}, \dots, \kappa_{1,N}, \dots, \kappa_{N,1}, \dots, \kappa_{N,N-1}) \in \mathbb{T}^N \times \mathbb{R}^{N(N-1)}$.

We note that in the following we will choose the parameter ε to be small, to obtain the case where the adaptation of the coupling weights is slow compared to the rapid dynamics of the phase oscillators. Moreover, the coupling weights remain confined within intervals $-A_{ij} \leq \kappa_{ij} \leq A_{ij}$ due to the existence of the attracting region $G = \left\{ (\varphi_i, \kappa_{ij}) \in \mathbb{T}^N \times \mathbb{R}^{N(N-1)} : |\kappa_{ij}| \leq A_{ij}, i, j = 1, \dots, N \right\}$ ⁵⁶. In the following, we will study the model in the case of $A_{ij} \leq 1$ and $0 < \varepsilon < 1$.

B. Symmetries of the general model

The model introduced in the previous section allows for the following non-trivial phase-space symmetries, which are crucial for the analysis of the dynamics and synchronization.

1. Continuous phase shift symmetry

We note from the model equations (1) that only phase differences appear on the right side of the model equations. Therefore, the form of the equations will remain unchanged, if we add a constant phase shift to all oscillators. That is, the model has a continuous phase shift symmetry

$$\gamma_\sigma^c : \varphi_i \mapsto \varphi_i + \sigma \quad (2)$$

for all $i = 1, \dots, N$ and $\sigma \in \mathbb{T}^1$.

2. Discrete phase space symmetry

From equations (1) we observe that a phase shift by π in the l th oscillator will change the signs of all sine terms which contain φ_l . This sign change is compensated, if we then also change the signs of all those κ_{ij} with $i = l$ or $j = l$. More precisely, the system possesses the discrete phase space symmetries γ_l ($l = 1, \dots, N$), given by

$$\begin{aligned} \gamma_l^d : (\varphi_i; \kappa_{1l}, \dots, \kappa_{Nl}, \kappa_{l1}, \dots, \kappa_{lN}) \mapsto \\ (\varphi_l + \pi; -\kappa_{1l}, \dots, -\kappa_{Nl}, -\kappa_{l1}, \dots, -\kappa_{lN}). \end{aligned} \quad (3)$$

Note that in (3) we only indicate the $2N - 1$ elements which are changed, and all other $(N - 1)^2$ variables remain unchanged. It is clear that $\gamma_l^d \circ \gamma_l^d = e$, where e is the identical operation, and $\gamma_l^d \circ \gamma_m^d = \gamma_m^d \circ \gamma_l^d$ for $l \neq m$. Therefore, the symmetry group generated by the γ_l has 2^N elements and is isomorphic to $(\mathbb{Z}_2)^N = \mathbb{Z}_2 \times \dots \times \mathbb{Z}_2$. The continuous and discrete symmetries are connected through the relation $\gamma_\pi^c = \gamma_1^d \circ \gamma_2^d \circ \dots \circ \gamma_N^d$.

C. Order parameter

The standard Kuramoto order parameter $\tilde{R}(t)$ is given by⁵⁷

$$\tilde{R}(t) = \frac{1}{N} \left| \sum_{j=1}^N e^{i\varphi_j(t)} \right|, \quad (4)$$

which is invariant under the symmetry operation γ_G^c . However, it is not invariant under the discrete phase space symmetry operation γ_i^d , since in this case one of the terms in equation (4) changes sign. We therefore propose a different order parameter $R(t)$ which respects both discrete and continuous phase space symmetries, given by

$$R(t) = \frac{1}{N(N-1)} \left| \sum_{\substack{i,j=1 \\ i \neq j}}^N \kappa_{ij} e^{i(\varphi_i - \varphi_j)} \right|. \quad (5)$$

This order parameter obeys the two symmetry relations $R(t) \circ \gamma_G^c = R(t)$ and $R(t) \circ \gamma_i^d = R(t)$ as desired and also fulfills the constraint

$$0 \leq R(t) \leq 1. \quad (6)$$

$R(t)$ can be interpreted as an averaged "synaptic input" of the system, since it is an average of the real parts of the coupling terms in the phase dynamics from (1).

III. THREE ADAPTIVE PHASE OSCILLATORS

To investigate synchronization cluster bursting in adaptive oscillators networks, we first focus on the case of three coupled phase oscillators. As shown in Fig. 1 (a), the three oscillators φ_1 , φ_2 and φ_3 are connected by the six adaptive coupling weights κ_{ij} ($i, j = 1, 2, 3$, $i \neq j$). The coupling parameters of the network are illustrated in Fig. 1 (b).

A. System in phase difference variables

It is convenient to reduce the dimensionality of the model by introducing phase difference variables as illustrated in Fig. 1 (c). We thus define

$$\theta_1 = \varphi_1 - \varphi_2, \quad \theta_2 = \varphi_1 - \varphi_3, \quad (7)$$

and the frequency differences

$$\Delta_1 = \omega_1 - \omega_2, \quad \Delta_2 = \omega_1 - \omega_3. \quad (8)$$

The original three phase oscillators model is transformed into the phase difference model

$$\begin{aligned} \dot{\theta}_1 &= \Delta_1 - [(\kappa_{12} + \kappa_{21}) \sin \theta_1 + \kappa_{13} \sin \theta_2 \\ &\quad + \kappa_{23} \sin(\theta_1 - \theta_2)]/3 \\ \dot{\theta}_2 &= \Delta_2 - [\kappa_{12} \sin \theta_1 + (\kappa_{13} + \kappa_{31}) \sin \theta_2 \\ &\quad + \kappa_{32} \sin(\theta_2 - \theta_1)]/3 \\ \dot{\kappa}_{12} &= -\varepsilon[\kappa_{12} + A_{12} \sin(\theta_1 + \delta_{12})] \\ \dot{\kappa}_{13} &= -\varepsilon[\kappa_{13} + A_{13} \sin(\theta_2 + \delta_{13})] \\ \dot{\kappa}_{21} &= -\varepsilon[\kappa_{21} + A_{21} \sin(-\theta_1 + \delta_{21})] \\ \dot{\kappa}_{23} &= -\varepsilon[\kappa_{23} + A_{23} \sin(\theta_2 - \theta_1 + \delta_{23})] \\ \dot{\kappa}_{31} &= -\varepsilon[\kappa_{31} + A_{31} \sin(-\theta_2 + \delta_{31})] \\ \dot{\kappa}_{32} &= -\varepsilon[\kappa_{32} + A_{32} \sin(\theta_1 - \theta_2 + \delta_{32})]. \end{aligned} \quad (9)$$

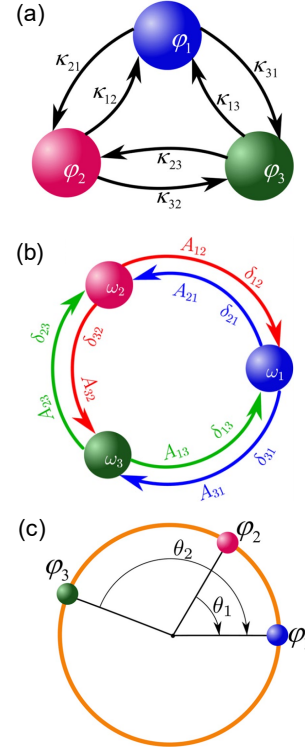


FIG. 1. (a) Schematic representation of the three coupled phase oscillators. (b) The oscillator network. (c) The phase differences.

B. Klein group symmetry K_4

While the symmetry operations γ_G^c translates into the identity operation in the phase difference model, the original symmetries γ_i^d translate into non-trivial symmetries $\tilde{\gamma}_i^d$ as follows:

$$\begin{aligned} \tilde{\gamma}_1^d : (\theta_1, \theta_2, \kappa_{12}, \kappa_{13}, \kappa_{21}, \kappa_{23}, \kappa_{31}, \kappa_{32}) &\longmapsto \\ (\theta_1 + \pi, \theta_2 + \pi, -\kappa_{12}, -\kappa_{13}, -\kappa_{21}, \kappa_{23}, -\kappa_{31}, \kappa_{32}), & \end{aligned} \quad (10)$$

$$\begin{aligned} \tilde{\gamma}_2^d : (\theta_1, \theta_2, \kappa_{12}, \kappa_{13}, \kappa_{21}, \kappa_{23}, \kappa_{31}, \kappa_{32}) &\longmapsto \\ (\theta_1 + \pi, \theta_2, -\kappa_{12}, \kappa_{13}, -\kappa_{21}, -\kappa_{23}, \kappa_{31}, -\kappa_{32}), & \end{aligned} \quad (11)$$

$$\begin{aligned} \tilde{\gamma}_3^d : (\theta_1, \theta_2, \kappa_{12}, \kappa_{13}, \kappa_{21}, \kappa_{23}, \kappa_{31}, \kappa_{32}) &\longmapsto \\ (\theta_1, \theta_2 + \pi, \kappa_{12}, -\kappa_{13}, \kappa_{21}, -\kappa_{23}, -\kappa_{31}, -\kappa_{32}). & \end{aligned} \quad (12)$$

These three actions together with the identity element e generate the Klein group of four elements⁵⁸: $\{e, \tilde{\gamma}_1^d, \tilde{\gamma}_2^d, \tilde{\gamma}_3^d\}$, which is commutative and has the properties $\tilde{\gamma}_i^d \circ \tilde{\gamma}_i^d = e$ and $\tilde{\gamma}_1^d \circ \tilde{\gamma}_2^d \circ \tilde{\gamma}_3^d = e$. The Klein-four group can be also represented as the direct product: $K_4 = \mathbb{Z}_2 \times \mathbb{Z}_2$.

IV. NUMERICAL OBSERVATION OF SYNCHRONIZATION CLUSTER BURSTING

In this section, we numerically demonstrate the existence of synchronization cluster bursting for the case of

three adaptively coupled phase oscillators. We introduce the average frequency difference as a measure to determine the synchronization state among different oscillators of the system. Finally, we show how the symmetry of the system allows us to infer the existence of a second synchronization cluster state.

A. Synchronization cluster bursting

Here, we focus on the three oscillators adaptive phase model (9). In Fig. 2 and 3 we show a typical numerical scenario for parameters given in Appendix A. It is observed that the system exhibits periodic changes from fast repetitive spiking to an episode of steady dynamics, which can be regarded as bursting oscillations. At a given time t , the level of synchronization is measured by the order parameter $R(t)$. As shown in Fig. 2 (a), the order parameter transitions between two distinct states: a nearly constant value, representing the rest state of bursting, and a strongly oscillating order parameter indicating the active state of bursting. From Fig. 2 (b) we see that the various coupling weights act quite differently during the transition between the oscillating and the rest state. While κ_{23} and κ_{32} remain approximately constant throughout, the other κ_{ij} engage in a low frequency oscillatory behaviour around zero. When $R(t)$ oscillates, the coupling weights κ_{ij} also exhibit rapid fluctuations, but at a very small amplitude. In comparison, the oscillations of the phase differences $\theta_{1,2}$ presented in Fig. 3 are large during the oscillation phase of the order parameter. This indicates the presence of distinct time scales, with the coupling weights being the slow and the phase differences being the fast variables.

The observed changes of the order parameter over time in Fig. 2 (a) as well as the evolution of the phase differences in Fig. 3 indicate transitions in the system's synchronization states. We would therefore characterize the time-dependent synchronization state of the system. Let us define the average frequency $\bar{\Omega}_i(t)$ of oscillator i at time t over some interval from $t - \Delta t/2$ to $t + \Delta t/2$ as

$$\bar{\Omega}_i(t) = \frac{\varphi_i(t - \frac{\Delta t}{2}) - \varphi_i(t + \frac{\Delta t}{2})}{\Delta t}, \quad (13)$$

where we choose a suitable Δt which is smaller than the timescale of the adaptive weights, but larger than the typical timescale of the phase variables. For our case, we choose $1 \leq \Delta t \leq \frac{1}{\epsilon}$. The frequency differences are then calculated as follows:

$$\bar{\Omega}_{ij}(t) = |\bar{\Omega}_i(t) - \bar{\Omega}_j(t)|. \quad (14)$$

We now stipulate that oscillators i and j are frequency synchronized at time t if the frequency difference is below some threshold parameter η , i.e. $\bar{\Omega}_{ij}(t) < \eta$. In this work we chose $\eta = 1.0 \times 10^{-3}$. We then say that a set $\mathcal{C} = \{i_1, \dots, i_k\}$ forms a synchronization cluster, if each pair of oscillators in the set are frequency synchronized, i.e. if $\bar{\Omega}_{ij}(t) < \eta$ for all $i, j \in \mathcal{C}$. In the case of three oscillators, the notation $\{1, 2, 3\}$ therefore indicates global frequency synchronization⁴⁵, and the notation $\{i, j\}, k$ indicates partial frequency synchronization between oscillators i and j , but oscillator k not being part of the synchronization cluster.

Using the frequency difference $\bar{\Omega}_{ij}(t)$, we segment $R(t)$ into distinct sections, as shown in Fig. 2(a). Here, the blue line represents global frequency synchronization denoted by $\{1, 2, 3\}$, while the red line indicates partial frequency synchronization denoted by $\{2, 3\}, 1$. $R(t)$ periodically undergoes transitions between global synchronization and cluster synchronization in a burst-like manner. Such phenomena can be classified as synchronization cluster bursting. In particular, before global frequency synchronization terminates and partial frequency synchronization begins, $R(t)$ shows several distinct small oscillations. Moreover, it is observed from Figs. 3 (a) and (b) that during global synchronization, the phase differences remain nearly constant. Conversely, in states of partial synchronization, the phase difference rotates between 0 and 2π . Similarly, small oscillations also occur when the synchronization switches from global synchronization to partial synchronization. Finally, we would like to point out that the phase difference between φ_2 and φ_3 is almost constant, i.e., $\theta_2 - \theta_1 \approx \pi$ (see Fig. 3 (c)).

B. Alternative synchronization cluster bursting due to symmetry

The dynamics shown in Figs. 2 and 3 is not the only stable attractor of the system, and indeed with different initial conditions we find a second stable attractor as shown in Figs. 4 and 5. A comparison of the dynamics in either case reveals that applying the symmetry operation $\tilde{\gamma}_2^d$ provides a way to transition between the two attractors. This symmetry operation in particular flips the signs of the almost constant κ_{23} and κ_{32} , and thereby create a manifestly different dynamical state. It also changes θ_1 by π and leaves θ_2 invariant, which explain why $\theta_2 - \theta_1 \approx 0$ in Fig. 5 (c).

It is interesting to note that the symmetry operation $\tilde{\gamma}_1^d$, which changes both θ_1 and θ_2 by π , does not yield a new attractor when applied to the dynamics of Figs. 2 and 3. Instead, it induces a time shift by half a period on the same attractor. Similarly, because of $\tilde{\gamma}_2^d \circ \tilde{\gamma}_1^d = \tilde{\gamma}_3^d$, the application of $\tilde{\gamma}_3^d$ to the attractor in Figs. 2 and 3 yields a time-shifted version of the attractor in Figs. 4 and 5.

V. ANALYTICAL DESCRIPTION OF SYNCHRONIZATION CLUSTER BURSTING

In the following, we explain the mechanism of the synchronization cluster bursting observed in the three oscillators adaptive phase model. By reducing the original model to an almost-invariant manifold, in subsection V A, we derive a simplified three-dimensional model, which is transformed into a normal form in subsection V B. The investigation of fixed points and bifurcations of the normal form equation enhances our understanding of the origin of the cluster bursting phenomena.

A. Reduction to an almost-invariant manifold

Based on the numerical observation, that in the cluster bursting attractors the phase difference $\varphi_2 - \varphi_3 = \theta_2 - \theta_1$

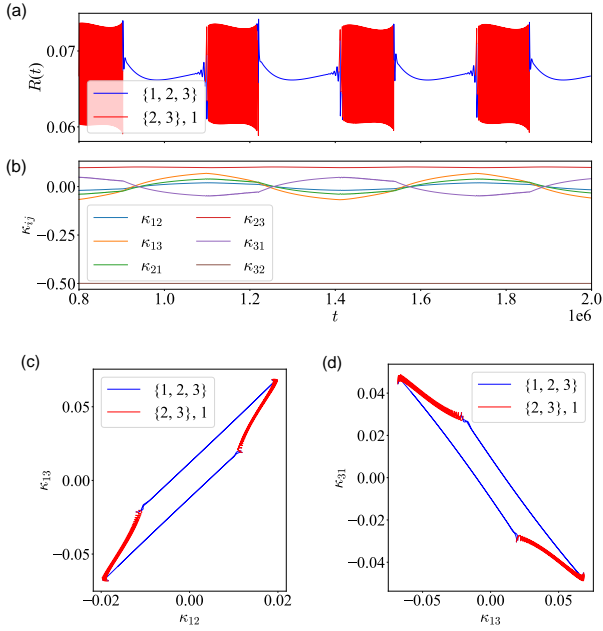


FIG. 2. Synchronization cluster bursting in three adaptive phase oscillators model (9) Time series of order parameter R (a) and coupling weights κ_{ij} (b). Phase portraits in the coupling variables (κ_{12} , κ_{13}) (c) and (κ_{13} , κ_{31}) (d). The blue line, i.e., $\{1, 2, 3\}$, represents the three oscillators that are globally synchronized, while the red line, i.e., $\{2, 3\}, 1$, means oscillators 2 and 3 are synchronized. All parameters are provided in Appendix A. The initial values of the variables can be selected randomly. To replicate this figure, the initial values can be found in Appendix A.

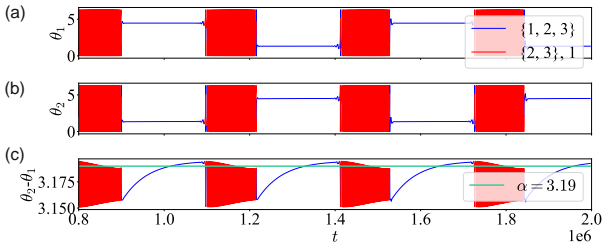


FIG. 3. Dynamics of the system in phase differences for three oscillators (9). Time series of θ_1 (a), θ_2 (b), and $\theta_2 - \theta_1$ (c).

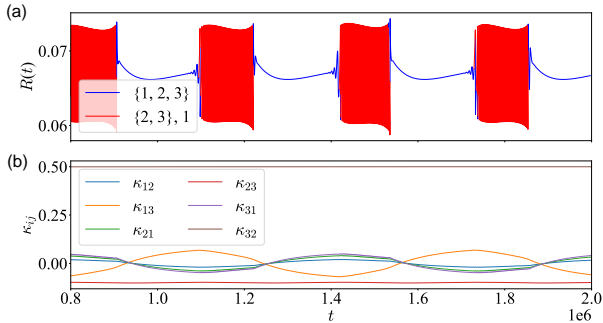


FIG. 4. The same as Fig. 2. Another synchronization cluster bursting pattern obtained through symmetry action γ_2^d .

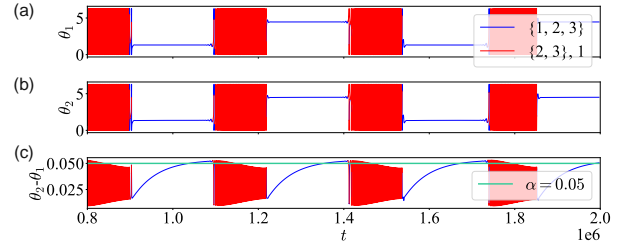


FIG. 5. The same as Fig. 3 for the case in Fig. 4.

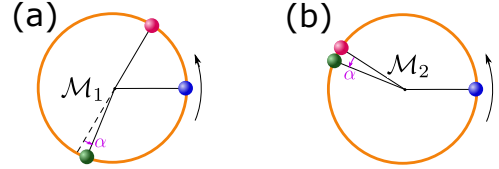


FIG. 6. Schematic representation of the phase difference between φ_2 and φ_3

is either close to π (see Fig. 3 (c)) or close to 0 (Fig. 5 (c)) let us use the approximation

$$\varphi_2(t) - \varphi_3(t) = \alpha, \quad (15)$$

where α is a positive parameter closed to π or 0 (see Fig. 6). Based on this, we can simplify the original three oscillators model by replacing the phase variables φ_1 , φ_2 and φ_3 with φ_1 and $\frac{\varphi_2 + \varphi_3}{2}$. Then, by introducing the phase difference variable θ and the frequency difference parameter Δ via

$$\varphi_1 - \frac{\varphi_2 + \varphi_3}{2} = \theta, \quad w_1 - (w_2 + w_3)/2 = \Delta, \quad (16)$$

we obtain the reduced three-dimensional system

$$\begin{aligned} \dot{\theta} &= \Delta - [\kappa_1 \sin(\theta - \frac{\alpha}{2}) + \kappa_2 \sin(\theta + \frac{\alpha}{2}) + \beta \sin(\alpha)]/3 \\ \dot{\kappa}_1 &= -\varepsilon [\kappa_1 + A_1 \sin(\theta - \frac{\alpha}{2} + \delta_1)] \\ \dot{\kappa}_2 &= -\varepsilon [\kappa_2 + A_2 \sin(\theta + \frac{\alpha}{2} + \delta_2)]. \end{aligned} \quad (17)$$

The expressions for the parameters $A_{1,2}$, $\delta_{1,2}$ and β in this reduced three-dimensional system (17) and details can be found in Appendix B. As shown in the numerical result in Fig. 7, the dynamics of the reduced model retains the interesting bursting features of the original model, thus validating the effectiveness of the proposed reduction method.

B. Normal form equation

In order to facilitate the subsequent analysis of the underlying mechanisms of synchronization cluster bursting, we transform the model (17) to a normal form with a reduced number of parameters.

Note that

$$\begin{aligned} & \kappa_1 \sin\left(\theta - \frac{\alpha}{2}\right) + \kappa_2 \sin\left(\theta + \frac{\alpha}{2}\right) \\ &= \text{Im} \left\{ \left[\kappa_1 e^{i\left(\theta - \frac{\alpha}{2}\right)} + \kappa_2 e^{i\left(\theta + \frac{\alpha}{2}\right)} \right] e^{i\theta} \right\}. \end{aligned} \quad (18)$$

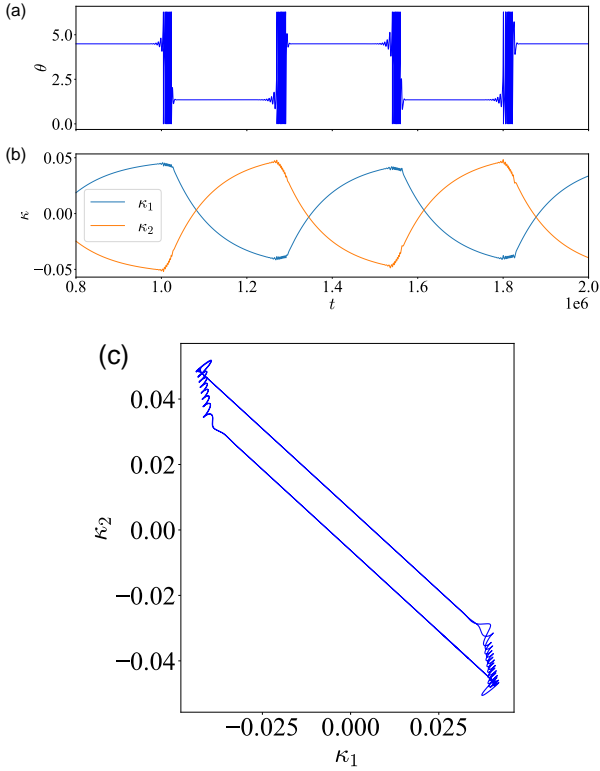


FIG. 7. Dynamics of the reduced three-dimensional system (17) for the case when α is fixed at 0.05 corresponding to the dynamics in Fig. 4.

The square bracket in the last equation is a complex number, parameterized by κ_1 and κ_2 . We can therefore replace the two equations for κ_1 and κ_2 in (17) with a single complex dynamical quantity. Then, by rescaling the equation, we transform system (17) into the normal form

$$\begin{aligned} \dot{\theta} &= 1 - |Q| \sin(\theta - \phi_Q) \\ \dot{Q} &= -\hat{\varepsilon} \left[Q + C_1 e^{i\theta} + C_2 e^{-i\theta} \right], \end{aligned} \quad (19)$$

where $C_1, C_2 \in \mathbb{C}$ and $\hat{\varepsilon} \in \mathbb{R}$ are parameters, and $\theta \in \mathbb{T}^1$, $Q \in \mathbb{C}$ are the dynamical variables, ϕ_Q represents the argument of Q (see Appendix C for more details).

C. Dynamics of the normal form equation

With the above simplifications and reductions, we obtained a normal form for synchronization cluster bursting. The underlying mechanism for this effect are now revealed by analyzing the stability and bifurcation of the normal form equation (19) (see Appendix D for more details). First, we observe that the model allows for the following phase space and parameter symmetries,

$$(\theta, Q) \mapsto (\theta + \pi, -Q), \quad (20)$$

$$(\theta, Q, C_2) \mapsto (\theta + \sigma, Q e^{i\sigma}, C_2 e^{2i\sigma}), \quad (21)$$

where $\sigma \in \mathbb{T}^1$ is an arbitrary angle. As a result, we can change the phase of C_2 at the cost of adjusting the angle θ . We can use this symmetry to always choose $C_2 \in \mathbb{R}_0^+$. Thus

we have only four real parameters, i.e., $\hat{\varepsilon}$, $\text{Re}C_1$, $\text{Im}C_1$, and C_2 .

When the condition

$$|\text{Im}C_1 - 1| \leq C_2 \quad (22)$$

is satisfied (see also (D5) in Appendix D), there are in general four fixed points, with θ given by

$$\theta_{0,1} = \frac{\arcsin\left(\frac{\text{Im}C_1 - 1}{C_2}\right)}{2} \in \left(-\frac{\pi}{4}, \frac{\pi}{4}\right], \quad (23)$$

$$\theta_{0,2} = \frac{\pi}{2} - \theta_{0,1} \in \left[\frac{\pi}{4}, 3\frac{\pi}{4}\right), \quad (24)$$

$$\theta_{0,3} = \theta_{0,1} + \pi \in \left(3\frac{\pi}{4}, 5\frac{\pi}{4}\right], \quad (25)$$

$$\theta_{0,4} = 3\frac{\pi}{2} - \theta_{0,1} \in \left[5\frac{\pi}{4}, 7\frac{\pi}{4}\right). \quad (26)$$

and the corresponding Q_0 given by

$$Q_{0,1} = -C_1 e^{i\theta_{0,1}} - C_2 e^{-i\theta_{0,1}}, \quad (27)$$

$$Q_{0,2} = -iC_1 e^{-i\theta_{0,1}} + iC_2 e^{i\theta_{0,1}}, \quad (28)$$

$$Q_{0,3} = -Q_{0,1}, \quad (29)$$

$$Q_{0,4} = -Q_{0,2}. \quad (30)$$

Based on this, we next present the results of the stability and bifurcation analysis of the fixed points, with a detailed analysis provided in Appendix D. The result shows that $\theta_{0,1}$ and $\theta_{0,3}$ are saddle points with two unstable directions and one stable eigen-direction $\lambda_1 = -\hat{\varepsilon}$, while the stability of $\theta_{0,2}$ and $\theta_{0,4}$ depends on the sign of

$$T = \text{Re}C_1 + C_2 \cos 2\theta - \hat{\varepsilon}. \quad (31)$$

If $T < 0$, we have a stable node or focus with three stable directions; if $T > 0$, we have two unstable directions. The parameter points, where a saddle-node bifurcations occur is given by

$$C_2 = |\text{Im}C_1 - 1|. \quad (32)$$

At $T = 0$, we have a Hopf bifurcation, which can be expressed as

$$|C_1 - (\hat{\varepsilon} + i)| = C_2. \quad (33)$$

This defines a circle in the complex C_1 plane with stable fixed points on the inside and only unstable fixed points on the outside, where the center of the circle is at $(\hat{\varepsilon}, 1)$ and the radius is C_2 . Note that only one half of the circle corresponds to an actual Hopf bifurcation, while on the other half the eigenvalues are real and have opposite signs.

Furthermore, we conducted a bifurcation analysis of the normal form equation (19) using the MatCont software. As shown in Fig. 8, we plot the bifurcation set on the parameter plan $(\text{Re}C_1, \text{Im}C_1)$, where the Hopf bifurcation curves and homoclinic bifurcation curves terminate at a codimension 2 Bogdanov-Takens (BT) point on the saddle-node bifurcation curves. Additionally, the supercritical Hopf and subcritical Hopf bifurcations meet at the Generalized Hopf (GH) point.

Note that the parameter combination we studied numerically in Section IV is located outside of the circle of Hopf bifurcation points (as shown in Fig. 8 marked by the asterisk). Thus the system only exhibits unstable fixed points

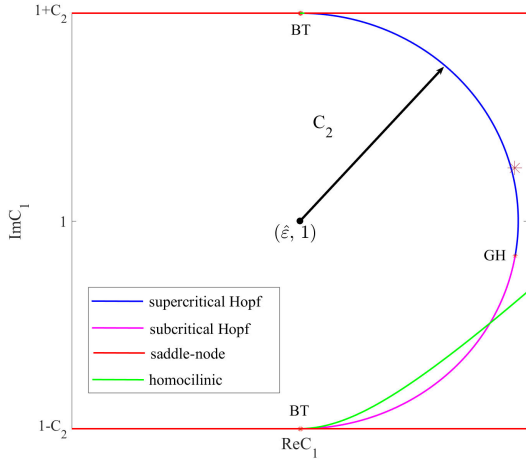


FIG. 8. Bifurcation set of the normal form equation (19) on the parameter plane ($\text{Re}C_1$, $\text{Im}C_1$). The asterisk marks the place where we study.

including the two saddle-focus points $\theta_{0,2}$ and $\theta_{0,4}$. These unstable fixed points have one stable eigen-direction $\lambda_1 = -\hat{\varepsilon}$, and the (slowly) stable eigen-direction with which the trajectory approaches the fixed point is given by

$$v = \begin{pmatrix} 0 \\ \cos \theta \\ \sin \theta \end{pmatrix}. \quad (34)$$

Figure 9 gives an example when α is fixed at 0.05 corresponding to the synchronization cluster bursting in Figs. 4 and 5 (when $\alpha = 3.19$ corresponding to the synchronization cluster bursting in Figs. 2 and 3, the situation is also similar). In this case, the parameter values are fixed at $\text{Re}C_1 = 31.64$, $\text{Im}C_1 = 7.61$, $C_2 = 32.12$, and $\hat{\varepsilon} = 0.005$. It can be seen in Fig. 9 (a) that, in the complex Q plane, outside the unit cycle, the trajectory approaches the saddle-node fixed point along the eigen-direction (34), which is more clearly depicted in the three-dimensional representation shown in Fig. 9 (b). This dynamical behavior corresponds to the near-horizontal segments in the time series θ (see Fig. 10). Because the situation we consider is close to the Hopf bifurcation, the trajectory spirals away from the saddle-focus and exhibits a libration, which explains the small-amplitude oscillations in the time series θ before larger-amplitude oscillations take place as illustrated in Fig. 10. Then, it engages in a rotational motion ranging from 0 to 2π inside the cylinder, leading to large oscillations. Subsequently, it is attracted by another saddle-focus point. Based on this, we can explain the dynamics of θ as shown in Fig. 10, where small oscillatory motions without a full round trip (libration) and large oscillations ranging from 0 to 2π (rotation) can be observed. As a result, one can conclude that the saddle-focus fixed points $\theta_{0,2}$ and $\theta_{0,4}$ may play a crucial role in the generation of synchronization cluster bursting in Fig. 4 (a).

Note that the normal form (19) is derived from the reduced three-dimensional (17) through a linear transformation. Consequently, a similar phenomenon is evident in the (κ_1, κ_2) plane, where the trajectory also approaches unstable saddle-focus fixed points. Furthermore, this becomes

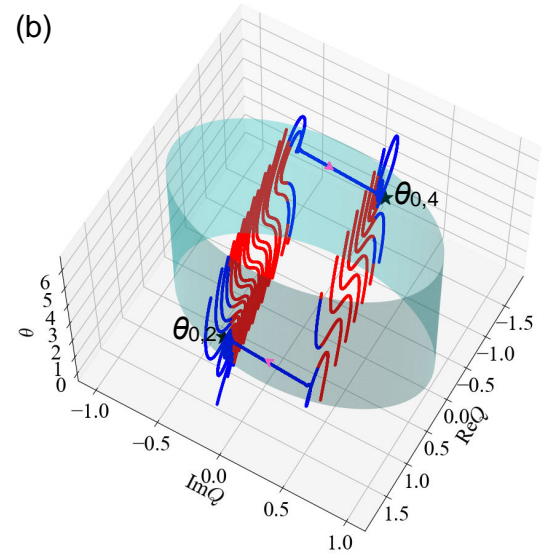
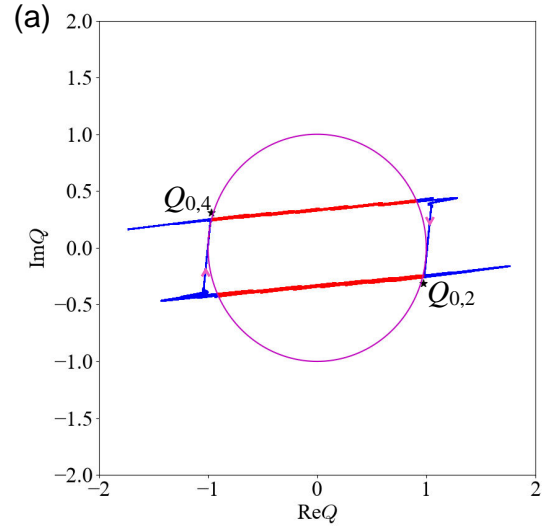


FIG. 9. Trajectory of the normal form equation (19), where C_2 is assumed to be a positive real number by taking the modulus of the original complex number C_2 . The blue lines represent trajectories located outside the unit circle or cylinder, while red lines indicate trajectories within it. The pink arrows indicate the direction of motion of the trajectory, which is clockwise. The star markers represent unstable saddle-focus type fixed points.

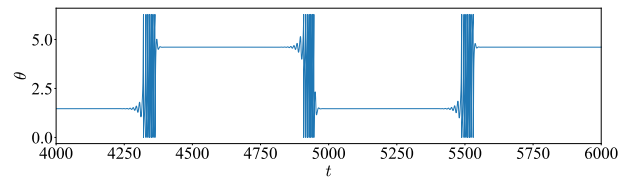


FIG. 10. Dynamics of θ in the normal form equation (19).

more apparent in the enlarged view of the trajectory on the (θ, κ_2) plane, as depicted in Fig. 11.

Based on the analysis of the normal form equation, we have established that the fixed points, and in particular the saddle points have a significant relevance for its dynamics. Next, the focus will shift to examining the fixed points of the original system (9) in the κ -plane. By numerical fixed points analysis, we find eight fixed points (Fig. 12).

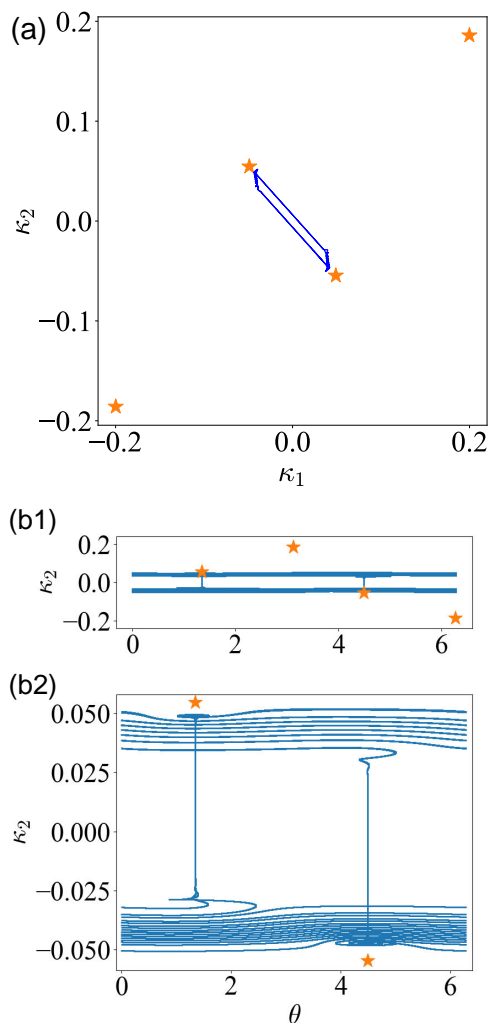


FIG. 11. The trajectory of the reduced three-dimensional model (17) in the $\kappa_1 - \kappa_2$ plane (a), and $\theta - \kappa_2$ plane (b) and its local enlargement (c), in which the fixed points of the reduced three-dimensional model (17) is also superimposed.

These are categorized into two groups that can be derived from each other through Klein symmetry, with each group containing four points. Note that in the development of our three-dimensional model, the oscillators φ_2 and φ_3 are assumed to be coupled, which results in a loss of one symmetry, thereby reducing the count to four fixed points. (see Fig. 11 (a)). In other words, saddle-node bifurcations occur among the fixed points across the two different groups when the model is reduced.

VI. CONCLUSION AND DISCUSSION

Cluster synchronization has been frequently reported in non-adaptive models. In this paper, we have investigated the cluster synchronization even in adaptive oscillator networks. As a result, the synchronization cluster bursting has been revealed.

We first present a detailed analysis of the general adaptive phase oscillator model, and in particular, we identify the role of continuous phase shift symmetry and discrete phase space symmetry in the dynamics of the system.

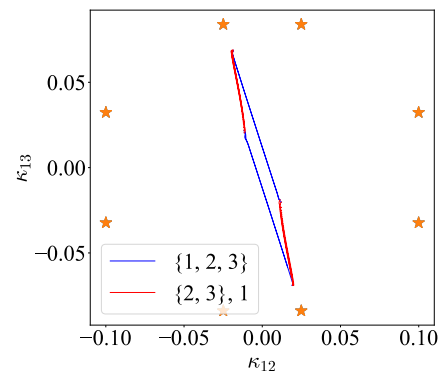


FIG. 12. The same as Fig. 4 (c), in which the fixed points of the original three oscillators phase model are also superimposed.

By introducing a different order parameter respecting both discrete and continuous phase space symmetries, we further quantify the synchronization level of the system.

We focused on the dynamics of the three adaptive phase oscillators and uncovered the influence of the Klein group symmetry \mathbf{K}_4 on the system's behavior. Our numerical observations have demonstrated the emergence of synchronization cluster bursting, offering new insights into the mechanisms of synchronization in complex networks. The time-dependent average frequency difference helps us to understand the synchronization cluster bursting, and allows us to observe the system transitions between global and cluster synchronization. Then, we derive alternative synchronization cluster bursting from the Klein group symmetry \mathbf{K}_4 , which deepens our understanding of synchronization cluster bursting in adaptive oscillators networks.

The reduction to the almost-invariant manifold and the derivation of the normal form equation for the three adaptive phase oscillators provided a more streamlined analytical framework for this complex dynamics. Moreover, we have engaged in a detailed discussion of the dynamics of the normal form to reveal the underlying mechanism of synchronization cluster bursting. The results show that the saddle-focus fixed points play a key role in the emergence of synchronization cluster bursting, near which the system's trajectory undergoes dramatic changes. It first directly approaches the saddle-node fixed point along the eigen-direction. Then, the trajectory spirals away from the saddle-focus creating libration and finally evolving into rotation. Subsequently, the trajectory is drawn to another saddle-focus point. Therefore, the presence of saddle-focus fixed points introduces a mechanism by which the system can transition from a state of global synchronization to one of partial synchronization and back.

Besides, we would like to point out that variations in parameters induce alterations in the trajectory near the point indicated by the asterisk in Fig. 8. For example, it can be seen in Fig. 13 that, if the parameters we consider are extremely close to the Hopf bifurcation, a stable limit cycle attractor originated from supercritical Hopf bifurcation can be created and the trajectory is attracted by the stable limit cycle exhibiting libration. While if the parameter is inside the semicircle formed by the Hopf bifurcation curve in Fig. 8, two stable fixed points $\theta_{0,2}$ and $\theta_{0,4}$ occur and the trajectory will be attracted by one of them without the

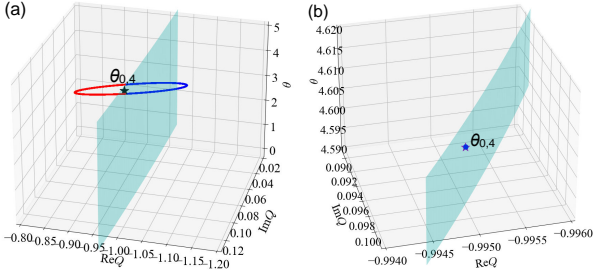


FIG. 13. Evolution of the trajectory with the decrease of the $\text{Re}C_1$ near the point marked by the asterisk in Fig. 8. (a) $\text{Re}C_1 = 31.44$, $\theta_{0,4}$ is unstable and there exists a stable limit cycle attractor originated from supercritical Hopf bifurcation. (b) $\text{Re}C_1 = 31.43$, $\theta_{0,4}$ is a stable fixed point.

libration and rotation.

Finally, it is clear that there are many issues that deserve in-depth exploration in future. For instance, how to extend our model to larger-scale networks and how to analyze the mechanism of synchronization cluster bursting therein are key questions for future work. Even in the three adaptive phase oscillators case, which is the main consideration of this paper, further research is necessary. If synchronization cluster bursting transitions between three or more different synchronization states instead of the two reported in this paper, the question of how to simplify the model and perform detailed analysis becomes even more important, which we intend to discuss in future work.

ACKNOWLEDGMENTS

This work was supported by the Deutsche Forschungsgemeinschaft (DFG, German Research Foundation), Project No. 411803875. MW acknowledges support from China Scholarship Council (CSC) scholarship (Grant No. 202208320297). AA acknowledges support from PIK Werkvertrag 2023-0336. OB acknowledges hospitality at PIK and HU, as well as support through the DFG via project 195170736 - SFB/TRR 109. XH acknowledges support from the National Natural Science Foundation of China (Grant Nos. 12272150 and 12072132). The authors would like to thank Matheus Rolim Sales for discussions and numerical studies during the initial phase of the project.

AUTHOR DECLARATIONS

Conflict of Interest

The authors have no conflicts to disclose.

Author Contributions

Mengke Wei: conceptualization, methodology, writing – original draft. Andreas Amann: methodology, writing – review & editing, supervision. Oleksandr Burylko: methodology, writing – editing. Xiuqing Han: supervision.

TABLE I. Initial values and parameter values.

Initial Values		
$\varphi_1 = 6.28121$	$\kappa_{12} = 0.41373$	$\kappa_{23} = -0.15108$
$\varphi_2 = 3.74488$	$\kappa_{13} = -0.33369$	$\kappa_{31} = 0.08116$
$\varphi_3 = 3.40165$	$\kappa_{21} = 0.27333$	$\kappa_{32} = 0.02394$
Parameter Values		
$\delta_{12} = 0.5\pi$	$\delta_{32} = 1.5\pi$	$A_{31} = 0.3$
$\delta_{13} = 0.88\pi$	$A_{12} = 0.1$	$A_{32} = 0.5$
$\delta_{21} = 0.5\pi$	$A_{13} = 0.1$	$\omega_1 = 0.012$
$\delta_{23} = 0.88\pi$	$A_{21} = 0.2$	$\omega_2 = 0.007$
$\delta_{31} = 0.5\pi$	$A_{23} = 0.3$	$\omega_3 = 0.003$

Serhiy Yanchuk: methodology, writing – review & editing, supervision. Jürgen Kurths: methodology, writing – review & editing, supervision.

DATA AVAILABILITY STATEMENT

The data that support the findings of this study are available from the corresponding author upon reasonable request.

Appendix A: Initial values and parameter values corresponding to Fig. 2

To replicate the numerical simulation presented in Fig. 2, the initial values and parameter settings used are outlined in table I.

Appendix B: Expressions for parameters in the reduced system

Based on the phase difference and frequency difference in (16), it holds that

$$\begin{aligned}
 \dot{\theta} &= \Delta - \frac{1}{3} \left[\left(\kappa_{12} + \frac{\kappa_{21}}{2} \right) \sin \left(\theta - \frac{\alpha}{2} \right) \right. \\
 &\quad \left. + \left(\kappa_{13} + \frac{\kappa_{31}}{2} \right) \sin \left(\theta + \frac{\alpha}{2} \right) + \left(\frac{\kappa_{32}}{2} - \frac{\kappa_{23}}{2} \right) \sin(\alpha) \right] \\
 \dot{\kappa}_{12} &= -\varepsilon \left[\kappa_{12} + A_{12} \sin \left(\theta - \frac{\alpha}{2} + \delta_{12} \right) \right] \\
 \dot{\kappa}_{13} &= -\varepsilon \left[\kappa_{13} + A_{13} \sin \left(\theta + \frac{\alpha}{2} + \delta_{13} \right) \right] \\
 \dot{\kappa}_{21} &= -\varepsilon \left[\kappa_{21} - A_{21} \sin \left(\theta - \frac{\alpha}{2} - \delta_{21} \right) \right] \\
 \dot{\kappa}_{23} &= -\varepsilon \left[\kappa_{23} + A_{23} \sin(\alpha + \delta_{23}) \right] \\
 \dot{\kappa}_{31} &= -\varepsilon \left[\kappa_{31} - A_{31} \sin \left(\theta + \frac{\alpha}{2} - \delta_{31} \right) \right] \\
 \dot{\kappa}_{32} &= -\varepsilon \left[\kappa_{32} - A_{32} \sin(\alpha - \delta_{32}) \right].
 \end{aligned} \tag{B1}$$

By letting

$$\kappa_1 = \kappa_{12} + \frac{\kappa_{21}}{2}, \quad \kappa_2 = \kappa_{13} + \frac{\kappa_{31}}{2}, \quad \kappa_3 = -\frac{\kappa_{23}}{2} + \frac{\kappa_{32}}{2}, \tag{B2}$$

to combine κ_{ij} and κ_j , the above equation can be further simplified as

$$\begin{aligned}\dot{\theta} &= \Delta - [\kappa_1 \sin(\theta - \frac{\alpha}{2}) + \kappa_2 \sin(\theta + \frac{\alpha}{2}) + \kappa_3 \sin(\alpha)]/3 \\ \dot{\kappa}_1 &= -\varepsilon[\kappa_1 + A_{12} \sin(\theta - \frac{\alpha}{2} + \delta_{12}) - \frac{A_{21}}{2} \sin(\theta - \frac{\alpha}{2} - \delta_{21})] \\ \dot{\kappa}_2 &= -\varepsilon[\kappa_2 + A_{13} \sin(\theta + \frac{\alpha}{2} + \delta_{13}) - \frac{A_{31}}{2} \sin(\theta + \frac{\alpha}{2} - \delta_{31})] \\ \dot{\kappa}_3 &= -\varepsilon[\kappa_3 - \frac{A_{23}}{2} \sin(\alpha + \delta_{23}) - \frac{A_{32}}{2} \sin(\alpha - \delta_{32})].\end{aligned}\quad (\text{B3})$$

Since κ_3 is a constant, i.e.,

$$\kappa_3 = \frac{A_{23}}{2} \sin(\alpha + \delta_{23}) + \frac{A_{32}}{2} \sin(\alpha - \delta_{32}), \quad (\text{B4})$$

we can obtain the simplified three-dimensional system

$$\begin{aligned}\dot{\theta} &= \Delta - \frac{1}{3} \left[\kappa_1 \sin\left(\theta - \frac{\alpha}{2}\right) + \kappa_2 \sin\left(\theta + \frac{\alpha}{2}\right) \right. \\ &\quad \left. + \left(\frac{A_{23}}{2} \sin(\alpha + \delta_{23}) + \frac{A_{32}}{2} \sin(\alpha - \delta_{32}) \right) \sin(\alpha) \right] \\ \dot{\kappa}_1 &= -\varepsilon \left[\kappa_1 + A_{12} \sin\left(\theta - \frac{\alpha}{2} + \delta_{12}\right) - \frac{A_{21}}{2} \sin\left(\theta - \frac{\alpha}{2} - \delta_{21}\right) \right] \\ \dot{\kappa}_2 &= -\varepsilon \left[\kappa_2 + A_{13} \sin\left(\theta + \frac{\alpha}{2} + \delta_{13}\right) - \frac{A_{31}}{2} \sin\left(\theta + \frac{\alpha}{2} - \delta_{31}\right) \right], \\ \beta &= [A_{23} \sin(\alpha + \delta_{23}) + A_{32} \sin(\alpha - \delta_{32})] / 2 \\ A_1 &= \sqrt{(A_{12} \cos(\delta_{12}) - 0.5A_{21} \cos(\delta_{21}))^2 + (A_{12} \sin(\delta_{12}) + 0.5A_{21} \sin(\delta_{21}))^2} \\ \delta_1 &= \arctan\left(\frac{A_{12} \sin(\delta_{12}) + 0.5A_{21} \sin(\delta_{21})}{A_{12} \cos(\delta_{12}) - 0.5A_{21} \cos(\delta_{21})}\right) \\ A_2 &= \sqrt{(A_{13} \cos(\delta_{13}) - 0.5A_{31} \cos(\delta_{31}))^2 + (A_{13} \sin(\delta_{13}) + 0.5A_{31} \sin(\delta_{31}))^2} \\ \delta_2 &= \arctan\left(\frac{A_{13} \sin(\delta_{13}) + 0.5A_{31} \sin(\delta_{31})}{A_{13} \cos(\delta_{13}) - 0.5A_{31} \cos(\delta_{31})}\right).\end{aligned}\quad (\text{B6})$$

$$A_1 = \sqrt{(A_{12} \cos(\delta_{12}) - 0.5A_{21} \cos(\delta_{21}))^2 + (A_{12} \sin(\delta_{12}) + 0.5A_{21} \sin(\delta_{21}))^2} \quad (\text{B7})$$

$$\delta_1 = \arctan\left(\frac{A_{12} \sin(\delta_{12}) + 0.5A_{21} \sin(\delta_{21})}{A_{12} \cos(\delta_{12}) - 0.5A_{21} \cos(\delta_{21})}\right) \quad (\text{B8})$$

$$A_2 = \sqrt{(A_{13} \cos(\delta_{13}) - 0.5A_{31} \cos(\delta_{31}))^2 + (A_{13} \sin(\delta_{13}) + 0.5A_{31} \sin(\delta_{31}))^2} \quad (\text{B9})$$

$$\delta_2 = \arctan\left(\frac{A_{13} \sin(\delta_{13}) + 0.5A_{31} \sin(\delta_{31})}{A_{13} \cos(\delta_{13}) - 0.5A_{31} \cos(\delta_{31})}\right). \quad (\text{B10})$$

Appendix C: Derivation of normal form equation

We can replace the two kappas in system (17) with a single complex dynamical quantity

$$\check{Q}^* = \kappa_1 e^{i(-\frac{\alpha}{2})} + \kappa_2 e^{i(+\frac{\alpha}{2})}. \quad (\text{C1})$$

This means that the equation for θ becomes

$$\dot{\theta} = \Delta - [\text{Im}\{\check{Q}^* e^{i\theta}\} + \beta \sin(\alpha)]/3. \quad (\text{C2})$$

which can further be reformulated into the form of equation (17), where

Then the derive equation for \check{Q} (\check{Q}^* is the complex conjugate of \check{Q}) can be given by

$$\dot{\check{Q}} = \dot{\kappa}_1 e^{i(\frac{\alpha}{2})} + \dot{\kappa}_2 e^{i(-\frac{\alpha}{2})} \quad (\text{C3})$$

$$= e^{i(\frac{\alpha}{2})} \left\{ -\varepsilon[\kappa_1 + A_1 \sin(\theta - \frac{\alpha}{2} + \delta_1)] \right\} + e^{i(-\frac{\alpha}{2})} \left\{ -\varepsilon[\kappa_2 + A_2 \sin(\theta + \frac{\alpha}{2} + \delta_2)] \right\} \quad (\text{C4})$$

$$= -\varepsilon \left[\kappa_1 e^{i(\frac{\alpha}{2})} + A_1 e^{i(\frac{\alpha}{2})} \sin(\theta - \frac{\alpha}{2} + \delta_1) + \kappa_2 e^{i(-\frac{\alpha}{2})} + A_2 e^{i(-\frac{\alpha}{2})} \sin(\theta + \frac{\alpha}{2} + \delta_2) \right] \quad (\text{C5})$$

$$= -\varepsilon \left[\check{Q} + A_1 e^{i(\frac{\alpha}{2})} \sin(\theta - \frac{\alpha}{2} + \delta_1) + A_2 e^{i(-\frac{\alpha}{2})} \sin(\theta + \frac{\alpha}{2} + \delta_2) \right]. \quad (\text{C6})$$

Based on

$$e^{ix} = \cos(x) + i \sin(x), \quad (\text{C7})$$

we can get

$$\sin(x) = \frac{e^{ix} - e^{-ix}}{2i}. \quad (\text{C8})$$

For the first term

$$A_1 e^{i(\frac{\alpha}{2})} \sin\left(\theta - \frac{\alpha}{2} + \delta_1\right), \quad (\text{C9})$$

we can expand it as

$$\frac{A_1}{2i} \left[e^{i(\theta+\delta_1)} - e^{-i(\theta+\delta_1-\alpha)} \right]. \quad (\text{C10})$$

For the second term

$$A_2 e^{i(-\frac{\alpha}{2})} \sin\left(\theta + \frac{\alpha}{2} + \delta_2\right), \quad (\text{C11})$$

we can expand it as

$$\frac{A_2}{2i} \left[e^{i(\theta+\delta_2)} - e^{-i(\theta+\delta_2+\alpha)} \right]. \quad (\text{C12})$$

Combining the two terms and extracting coefficients associated with $e^{i\theta}$ and $e^{-i\theta}$, we obtain

$$\begin{aligned} & A_1 e^{i(\frac{\alpha}{2})} \sin\left(\theta - \frac{\alpha}{2} + \delta_1\right) + A_2 e^{i(-\frac{\alpha}{2})} \sin\left(\theta + \frac{\alpha}{2} + \delta_2\right) \\ &= \check{C}_1 e^{i\theta} + \check{C}_2 e^{-i\theta}. \end{aligned} \quad (\text{C13})$$

As a result, the derive equation for \check{Q} is

$$\dot{\check{Q}} = -\varepsilon \left[\check{Q} + \check{C}_1 e^{i\theta} + \check{C}_2 e^{-i\theta} \right], \quad (\text{C14})$$

where

$$\begin{aligned} \check{C}_1 &= \frac{1}{2i} \left(A_1 e^{i\delta_1} + A_2 e^{i\delta_2} \right) \\ &= (A_1 \sin \delta_1 + A_2 \sin \delta_2) / 2 \\ &\quad - i (A_1 \cos \delta_1 + A_2 \cos \delta_2) / 2, \\ \check{C}_2 &= -\frac{1}{2i} \left[A_1 e^{-i(\delta_1-\alpha)} + A_2 e^{-i(\delta_2+\alpha)} \right] \\ &= [A_1 \sin(\delta_1 - \alpha) + A_2 \sin(\delta_2 + \alpha)] / 2 \\ &\quad + i [A_1 \cos(\delta_1 - \alpha) + A_2 \cos(\delta_2 + \alpha)] / 2. \end{aligned} \quad (\text{C15})$$

are complex constants. Furthermore, if we absorb the β term into $|\Delta|$, we can define:

$$\check{\Delta} = \Delta - \frac{1}{3}\beta \sin(\alpha). \quad (\text{C16})$$

Let's define a new time scale τ such that

$$d\tau = |\check{\Delta}| dt. \quad (\text{C17})$$

Then, setting $\hat{\varepsilon} = \frac{\varepsilon}{\check{\Delta}}$, $C_1 = \frac{\check{C}_1}{3\check{\Delta}}$, $C_2 = \frac{\check{C}_2}{3\check{\Delta}}$, the rescaled equation in terms of τ becomes

$$\begin{aligned} \dot{\theta} &= 1 - |Q| \sin(\theta - \phi_Q) \\ \dot{Q} &= -\hat{\varepsilon} \left[Q + C_1 e^{i\theta} + C_2 e^{-i\theta} \right], \end{aligned} \quad (\text{C18})$$

where $C_1, C_2 \in \mathbb{C}$ and $\hat{\varepsilon} \in \mathbb{R}$ are parameters, and $\theta \in \mathbf{S}^1$, $Q \in \mathbb{C}$ are the dynamical variables, ϕ_Q represents the argument of Q .

Appendix D: Derivation of fixed points of the normal form equation and their stability analysis

1. Fixed points

Let us study the fixed points of the normal form (19) in detail. If (θ_0, Q_0) is a fixed point of (19), then

$$1 = \text{Im} Q_0^* e^{i\theta_0} \quad (\text{D1})$$

$$-Q_0 = C_1 e^{i\theta_0} + C_2 e^{-i\theta_0}. \quad (\text{D2})$$

Plugging the second equation into the first gives

$$\begin{aligned} 1 &= -\text{Im} \left[\left(C_1 e^{i\theta_0} + C_2 e^{-i\theta_0} \right)^* e^{i\theta_0} \right] \\ &= -\text{Im} \left[C_1^* + C_2 e^{i2\theta_0} \right] \\ &= \text{Im} C_1 - C_2 \sin 2\theta_0, \end{aligned} \quad (\text{D3})$$

this yields the condition

$$\sin 2\theta_0 = \frac{\text{Im} C_1 - 1}{C_2}, \quad (\text{D4})$$

which can only be fulfilled if

$$|\text{Im} C_1 - 1| \leq C_2. \quad (\text{D5})$$

As a result, we can obtain four fixed points (23-30).

2. Saddle Node bifurcation

We can plot the area in which (D5) is fulfilled in a graph with $\text{Im} C_1$ on the x axis and C_2 on the y axis. This is an area above the line

$$C_2 = |\text{Im} C_1 - 1|. \quad (\text{D6})$$

This line has two parts, one with slope 1 for $\text{Im} C_1 > 1$, and one with slope -1 else. As we approach this line from above, the four fixed points merge in pairs and vanish as we cross the line. Thus this line denotes a saddle node bifurcation. More precisely we have for $\text{Im} C_1 > 1$

$$\theta_{0,1} \nearrow \frac{\pi}{4} \quad (\text{D7})$$

$$\theta_{0,2} \searrow \frac{\pi}{4} \quad (\text{D8})$$

$$\theta_{0,3} \nearrow 5\frac{\pi}{4} \quad (\text{D9})$$

$$\theta_{0,4} \searrow 5\frac{\pi}{4}. \quad (\text{D10})$$

At the point where this saddle node bifurcation happens, we have

$$\begin{aligned}
Q_{0,1} &= -C_1 e^{i\theta_{0,1}} - C_2 e^{-i\theta_{0,1}} \\
&= -C_1 e^{i\frac{\pi}{4}} - (\text{Im}C_1 - 1) e^{-i\frac{\pi}{4}} \\
&= \frac{-C_1(1+i) - (\text{Im}C_1 - 1)(1-i)}{\sqrt{2}} \\
&= \frac{-(\text{Re}C_1 + i\text{Im}C_1)(1+i) - (\text{Im}C_1 - 1)(1-i)}{\sqrt{2}} \\
&= \frac{-(\text{Re}C_1)(1+i) + (1-i)}{\sqrt{2}} \\
&= \frac{1 - \text{Re}C_1 - i(1 + \text{Re}C_1)}{\sqrt{2}} \\
Q_{0,2} &= -iC_1 e^{-i\theta_{0,1}} + iC_2 e^{i\theta_{0,1}} \\
&= -iC_1 e^{-i\frac{\pi}{4}} + i[\text{Im}C_1 - 1] e^{i\frac{\pi}{4}} = Q_{0,1} \\
Q_{0,3} &= -Q_{0,1} \\
Q_{0,4} &= -Q_{0,2} = Q_{0,3}.
\end{aligned} \tag{D11}$$

Also note that

$$|Q_{0,1}|^2 = 1 + (\text{Re}C_1)^2 \tag{D12}$$

and similar for all other fixed points. This means that the saddle-node bifurcation happens outside of the unit circle. It is therefore different from the naive saddle-node bifurcation in the θ dynamics, which happens at $|Q| = 1$.

3. Stability of fixed points

In order to assess the stability of the fixed points, we need to consider the Jacobian matrix of our system. To do this, let us introduce $\text{Re}Q$ and $\text{Im}Q$:

$$Q = \text{Re}Q + i\text{Im}Q \tag{D13}$$

$$|Q| = \sqrt{\text{Re}Q^2 + \text{Im}Q^2} \tag{D14}$$

$$\phi_Q = \arctan \frac{\text{Im}Q}{\text{Re}Q}. \tag{D15}$$

This gives the three-dimensional real system:

$$\dot{\theta} = 1 - (\text{Re}Q \sin \theta - \text{Im}Q \cos \theta) \tag{D16}$$

$$\text{Re}\dot{Q} = -\hat{\epsilon} [\text{Re}Q + (\text{Re}C_1 + C_2) \cos \theta - \text{Im}C_1 \sin \theta] \tag{D17}$$

$$\text{Im}\dot{Q} = -\hat{\epsilon} [\text{Im}Q + \text{Im}C_1 \cos \theta + (\text{Re}C_1 - C_2) \sin \theta]. \tag{D18}$$

We get the Jacobian matrix:

$$J = \begin{pmatrix} -(\text{Re}Q \cos \theta + \text{Im}Q \sin \theta) & -\sin \theta & \cos \theta \\ \hat{\epsilon} [(\text{Re}C_1 + C_2) \sin \theta + \text{Im}C_1 \cos \theta] & -\hat{\epsilon} & 0 \\ \hat{\epsilon} [\text{Im}C_1 \sin \theta - (\text{Re}C_1 - C_2) \cos \theta] & 0 & -\hat{\epsilon} \end{pmatrix}. \tag{D19}$$

We are particularly interested in the case of evaluating the Jacobian at a fixed point. At a fixed point we have, using (D17) and (D18):

$$\begin{aligned}
&\text{Re}Q \cos \theta + \text{Im}Q \sin \theta \\
&= -[(\text{Re}C_1 + C_2) \cos \theta - \text{Im}C_1 \sin \theta] \cos \theta \\
&\quad - [\text{Im}C_1 \cos \theta + (\text{Re}C_1 - C_2) \sin \theta] \sin \theta \\
&= -\text{Re}C_1 - C_2 \cos 2\theta,
\end{aligned} \tag{D20}$$

and thus

$$J = \begin{pmatrix} \text{Re}C_1 + C_2 \cos 2\theta & -\sin \theta & \cos \theta \\ \hat{\epsilon} [(\text{Re}C_1 + C_2) \sin \theta + \text{Im}C_1 \cos \theta] & -\hat{\epsilon} & 0 \\ \hat{\epsilon} [\text{Im}C_1 \sin \theta - (\text{Re}C_1 - C_2) \cos \theta] & 0 & -\hat{\epsilon} \end{pmatrix}. \tag{D21}$$

We can calculate the characteristic polynomial as

$$\begin{aligned}
\chi(\lambda) &= [\text{Re}C_1 + C_2 \cos 2\theta - \lambda] (-\hat{\epsilon} - \lambda)^2 \\
&\quad - \hat{\epsilon} [(\text{Re}C_1 + C_2) \sin \theta + \text{Im}C_1 \cos \theta] [-\sin \theta] [-\hat{\epsilon} - \lambda] \\
&\quad - \hat{\epsilon} [\text{Im}C_1 \sin \theta - (\text{Re}C_1 - C_2) \cos \theta] [-\hat{\epsilon} - \lambda] [\cos \theta] \\
&= [\text{Re}C_1 + C_2 \cos 2\theta - \lambda] (\hat{\epsilon} + \lambda)^2 \\
&\quad + \hat{\epsilon} [\hat{\epsilon} + \lambda] [-(\text{Re}C_1 + C_2) \sin^2 \theta - \text{Im}C_1 \cos \theta \sin \theta + \text{Im}C_1 \sin \theta \cos \theta - (\text{Re}C_1 - C_2) \cos^2 \theta] \\
&= [\text{Re}C_1 + C_2 \cos 2\theta - \lambda] (\hat{\epsilon} + \lambda)^2 \\
&\quad + \hat{\epsilon} [\hat{\epsilon} + \lambda] [-\text{Re}C_1 + C_2 (\cos^2 \theta - \sin^2 \theta)] \\
&= (\hat{\epsilon} + \lambda) \{ [\text{Re}C_1 + C_2 \cos 2\theta - \lambda] (\hat{\epsilon} + \lambda) + \hat{\epsilon} [-\text{Re}C_1 + C_2 \cos 2\theta] \} \\
&= (\hat{\epsilon} + \lambda) \{ \text{Re}C_1 \lambda + C_2 \cos 2\theta (\lambda + 2\hat{\epsilon}) - \lambda^2 - \lambda \hat{\epsilon} \} \\
&= -(\hat{\epsilon} + \lambda) \{ \lambda^2 - \lambda [\text{Re}C_1 + C_2 \cos 2\theta - \hat{\epsilon}] - 2\hat{\epsilon} C_2 \cos 2\theta \}.
\end{aligned} \tag{D22}$$

This means that one eigenvalue is always $\lambda_1 = -\hat{\epsilon}$, which corresponds to a stable eigen-direction. In addition, we have two other eigenvalues, which we get as solutions of

the quadratic equation

$$\lambda^2 - \lambda T + D = 0 \tag{D23}$$

$$T = \text{Re}C_1 + C_2 \cos 2\theta - \hat{\epsilon} \tag{D24}$$

$$D = -2\hat{\epsilon} C_2 \cos 2\theta \tag{D25}$$

$$\lambda_{2/3} = \frac{T}{2} \pm \sqrt{\left(\frac{T}{2}\right)^2 - D}. \tag{D26}$$

We see that for $\theta_{0,1}$

$$\cos 2\theta_{0,1} \geq 0, \quad (\text{D27})$$

$$D \leq 0, \quad (\text{D28})$$

therefore $\theta_{0,1}$ is a saddle with two unstable and one stable direction. Similarly $\theta_{0,3}$ is also a saddle. On the other hand for $\theta_{0,2}$ we have

$$\cos 2\theta_{0,2} \leq 0, \quad (\text{D29})$$

$$D \geq 0. \quad (\text{D30})$$

The stability therefore depends on the sign of T . If $T < 0$, we have a stable node or focus with three stable directions; if $T > 0$, we have two unstable directions. At $T = 0$, we have a Hopf bifurcation. Let us express the condition for the Hopf in the original parameters of the system. At the fixed point we have

$$C_2 \cos 2\theta_0 = \pm C_2 \sqrt{1 - \sin^2 2\theta_0} = \pm \sqrt{C_2^2 - (\text{Im}C_1 - 1)^2} \quad (\text{D31})$$

through (D4). Thus the Hopf condition is given by

$$\text{Re}C_1 - \hat{\varepsilon} = \mp \sqrt{C_2^2 - (\text{Im}C_1 - 1)^2} \quad (\text{D32})$$

or more elegantly

$$|C_1 - (\hat{\varepsilon} + i)| = C_2. \quad (\text{D33})$$

4. Eigen-directions of the Jacobian matrix

The Jacobian matrix (D21) is remarkable in that at the fixed points it only depends on the dynamical variable θ . We verify that

$$J \begin{pmatrix} 0 \\ \cos \theta \\ \sin \theta \end{pmatrix} = -\varepsilon \begin{pmatrix} 0 \\ \cos \theta \\ \sin \theta \end{pmatrix}, \quad (\text{D34})$$

and therefore the (slowly) stable eigen-direction with which we approach the fixed point is given by

$$v = \begin{pmatrix} 0 \\ \cos \theta \\ \sin \theta \end{pmatrix}. \quad (\text{D35})$$

¹K. Christensen, R. Donangelo, B. Koiller, and K. Sneppen, "Evolution of random networks," *Physical Review Letters* **81**, 2380 (1998).

²S. Bornholdt and T. Rohlf, "Topological evolution of dynamical networks: Global criticality from local dynamics," *Physical Review Letters* **84**, 6114 (2000).

³T. Gross and B. Blasius, "Adaptive coevolutionary networks: A review," *Journal of The Royal Society Interface* **5**, 259–271 (2008).

⁴R. Berner, T. Gross, C. Kuehn, J. Kurths, and S. Yanchuk, "Adaptive dynamical networks," *Physics Reports* **1031**, 1–59 (2023).

⁵J. Sawicki, R. Berner, S. A. Loos, M. Anvari, R. Bader, W. Barfuss, N. Botta, N. Brede, I. Franović, D. J. Gauthier, *et al.*, "Perspectives on adaptive dynamical systems," *Chaos: An Interdisciplinary Journal of Nonlinear Science* **33** (2023).

⁶H. Sayama, I. Pestov, J. Schmidt, B. J. Bush, C. Wong, J. Yamanoi, and T. Gross, "Modeling complex systems with adaptive networks," *Computers & Mathematics with Applications* **65**, 1645–1664 (2013).

⁷D. Hebb, *The organization of behavior: A neuropsychological theory* (John Wiley, 1949).

⁸S. Denève, A. Alemi, and R. Bourdoukan, "The brain as an efficient and robust adaptive learner," *Neuron* **94**, 969–977 (2017).

⁹A. Almaatouq, A. Noriega-Campero, A. Alotaibi, P. Krafft, M. Mousaid, and A. Pentland, "Adaptive social networks promote the wisdom of crowds," *Proceedings of the National Academy of Sciences* **117**, 11379–11386 (2020).

¹⁰P. Landi, H. O. Minoarivelo, Å. Brännström, C. Hui, and U. Dieckmann, "Complexity and stability of ecological networks: a review of the theory," *Population Ecology* **60**, 319–345 (2018).

¹¹R. L. Raimundo, P. R. Guimarães, and D. M. Evans, "Adaptive Networks for Restoration Ecology," *Trends in Ecology and Evolution* **33**, 664–675 (2018).

¹²Y. L. Maistrenko, B. Lysyansky, C. Hauptmann, O. Burylko, and P. A. Tass, "Multistability in the Kuramoto model with synaptic plasticity," *Physical Review E* **75**, 066207 (2007).

¹³R. Gutiérrez, A. Amann, S. Assenza, J. Gómez-Gardenes, V. Latora, and S. Boccaletti, "Emerging meso- and macroscales from synchronization of adaptive networks," *Physical review letters* **107**, 234103 (2011).

¹⁴O. Burylko, Y. Kazanovich, and R. Borisjuk, "Winner-take-all in a phase oscillator system with adaptation," *Scientific Reports* **8**, 416 (2018).

¹⁵A. Keane, A. Neff, K. Blaha, A. Amann, and P. Hövel, "Transitional cluster dynamics in a model for delay-coupled chemical oscillators," *Chaos: An Interdisciplinary Journal of Nonlinear Science* **33** (2023).

¹⁶O. Burylko, A. Mielke, M. Wolfrum, and S. Yanchuk, "Coexistence of Hamiltonian-like and dissipative dynamics in rings of coupled phase oscillators with skew-symmetric coupling," *SIAM Journal on Applied Dynamical Systems* **17**, 2076–2105 (2018).

¹⁷F. Dörfler and F. Bullo, "Synchronization in complex networks of phase oscillators: A survey," *Automatica* **50**, 1539–1564 (2014).

¹⁸D. Kasatkin, S. Yanchuk, E. Schöll, and V. Nekorkin, "Self-organized emergence of multilayer structure and chimera states in dynamical networks with adaptive couplings," *Physical Review E* **96**, 062211 (2017).

¹⁹R. Berner, E. Schöll, and S. Yanchuk, "Multiclusters in networks of adaptively coupled phase oscillators," *SIAM Journal on Applied Dynamical Systems* **18**, 2227–2266 (2019).

²⁰J. Fialkowski, S. Yanchuk, I. M. Sokolov, E. Schöll, G. A. Gottwald, and R. Berner, "Heterogeneous nucleation in finite-size adaptive dynamical networks," *Phys. Rev. Lett.* **130**, 067402 (2023).

²¹M. Cross, A. Zumdick, R. Lifshitz, and J. Rogers, "Synchronization by nonlinear frequency pulling," *Physical Review Letters* **93**, 224101 (2004).

²²Y. Maistrenko, O. Popovych, O. Burylko, and P. A. Tass, "Mechanism of desynchronization in the finite-dimensional Kuramoto model," *Physical Review Letters* **93**, 084102 (2004).

²³V. Pal, C. Tradonsky, R. Chriki, A. A. Friesem, and N. Davidson, "Observing dissipative topological defects with coupled lasers," *Physical Review Letters* **119**, 013902 (2017).

²⁴M. Yoshimoto, K. Yoshikawa, and Y. Mori, "Coupling among three chemical oscillators: synchronization, phase death, and frustration," *Physical Review E* **47**, 864 (1993).

²⁵I. Z. Kiss, Y. Zhai, and J. L. Hudson, "Emerging coherence in a population of chemical oscillators," *Science* **296**, 1676–1678 (2002).

²⁶M. Rohden, A. Sorge, M. Timme, and D. Witthaut, "Self-organized synchronization in decentralized power grids," *Physical Review Letters* **109**, 064101 (2012).

²⁷F. Molnar, T. Nishikawa, and A. E. Motter, "Network experiment demonstrates converse symmetry breaking," *Nature Physics* **16**, 351–356 (2020).

²⁸D. Witthaut, F. Hellmann, J. Kurths, S. Kettemann, H. Meyer-Ortmanns, and M. Timme, "Collective nonlinear dynamics and self-organization in decentralized power grids," *Reviews of Modern Physics* **94**, 015005 (2022).

²⁹L. Huo and X. Chen, "Higher-order motif-based time series classification for forced oscillation source location in power grids," *Nonlinear Dynamics* **111**, 20127–20138 (2023).

³⁰A. Pluchino, V. Latora, and A. Rapisarda, "Changing opinions in a changing world: A new perspective in sociophysics," *International Journal of Modern Physics C* **16**, 515–531 (2005).

³¹K. Vasudevan, M. Cavers, and A. Ware, "Earthquake sequencing: Chimera states with Kuramoto model dynamics on directed graphs," *Nonlinear Processes in Geophysics* **22**, 499–512 (2015).

³²S. H. Strogatz, "From Kuramoto to Crawford: exploring the onset of synchronization in populations of coupled oscillators," *Physica D: Nonlinear Phenomena* **143**, 1–20 (2000).

- ³³J. A. Acebrón, L. L. Bonilla, C. J. P. Vicente, F. Ritort, and R. Spigler, “The Kuramoto model: A simple paradigm for synchronization phenomena,” *Reviews of Modern Physics* **77**, 137 (2005).
- ³⁴F. A. Rodrigues, T. K. D. Peron, P. Ji, and J. Kurths, “The Kuramoto model in complex networks,” *Physics Reports* **610**, 1–98 (2016).
- ³⁵J. Wu and X. Li, “Collective synchronization of Kuramoto-oscillator networks,” *IEEE Circuits and Systems Magazine* **20**, 46–67 (2020).
- ³⁶A. E. Motter, C. Zhou, and J. Kurths, “Network synchronization, diffusion, and the paradox of heterogeneity,” *Physical Review E* **71**, 016116 (2005).
- ³⁷A. Arenas, A. Díaz-Guilera, J. Kurths, Y. Moreno, and C. Zhou, “Synchronization in complex networks,” *Physics Reports* **469**, 93–153 (2008).
- ³⁸S. Boccaletti, A. N. Pisarchik, C. I. Del Genio, and A. Amann, *Synchronization: from coupled systems to complex networks* (Cambridge University Press, 2018).
- ³⁹S. H. Strogatz and I. Stewart, “Coupled oscillators and biological synchronization,” *Scientific american* **269**, 102–109 (1993).
- ⁴⁰B. Blasius, A. Huppert, and L. Stone, “Complex dynamics and phase synchronization in spatially extended ecological systems,” *Nature* **399**, 354–359 (1999).
- ⁴¹D. J. Watts and S. H. Strogatz, “Collective dynamics of ‘small-world’ networks,” *nature* **393**, 440–442 (1998).
- ⁴²D. M. Abrams, L. M. Pecora, and A. E. Motter, “Introduction to focus issue: Patterns of network synchronization,” *Chaos: An Interdisciplinary Journal of Nonlinear Science* **26** (2016).
- ⁴³M. Thiele, R. Berner, P. A. Tass, E. Schöll, and S. Yanchuk, “Asymmetric adaptivity induces recurrent synchronization in complex networks,” *Chaos* **33** (2023).
- ⁴⁴M. R. Sales, S. Yanchuk, and J. Kurths, “Recurrent chaotic clustering and slow chaos in adaptive networks,” (2024), [arxiv:2402.17646](https://arxiv.org/abs/2402.17646).
- ⁴⁵V. N. Belykh, G. V. Osipov, V. S. Petrov, J. A. Suykens, and J. Vandewalle, “Cluster synchronization in oscillatory networks,” *Chaos: An Interdisciplinary Journal of Nonlinear Science* **18** (2008).
- ⁴⁶X. W. Liu and T. P. Chen, “Finite-time and fixed-time cluster synchronization with or without pinning control,” *IEEE transactions on cybernetics* **48**, 240–252 (2016).
- ⁴⁷F. Della Rossa, L. Pecora, K. Blaha, A. Shirin, I. Klickstein, and F. Sorrentino, “Symmetries and cluster synchronization in multilayer networks,” *Nature communications* **11**, 3179 (2020).
- ⁴⁸J. Rinzel, “Bursting oscillations in an excitable membrane model,” in *Ordinary and Partial Differential Equations: Proceedings of the Eighth Conference held at Dundee, Scotland, June 25–29, 1984* (Springer, 2006) pp. 304–316.
- ⁴⁹E. M. Izhikevich, “Neural excitability, spiking and bursting,” *International journal of bifurcation and chaos* **10**, 1171–1266 (2000).
- ⁵⁰X. J. Han and Q. S. Bi, “Bursting oscillations in Duffing’s equation with slowly changing external forcing,” *Communications in Nonlinear Science and Numerical Simulation* **16**, 4146–4152 (2011).
- ⁵¹C. Batista, S. R. Lopes, R. L. Viana, and A. M. Batista, “Delayed feedback control of bursting synchronization in a scale-free neuronal network,” *Neural Networks* **23**, 114–124 (2010).
- ⁵²D. Fan and Q. Wang, “Synchronization and bursting transition of the coupled Hindmarsh-Rose systems with asymmetrical time-delays,” *Science China Technological Sciences* **60**, 1019–1031 (2017).
- ⁵³R. Li, B. L. Xu, D. B. Chen, J. F. Zhou, and W. J. Yuan, “Transitions to synchronization induced by synaptic increasing in coupled tonic neurons with electrical synapses,” *Chaos, Solitons & Fractals* **176**, 114104 (2023).
- ⁵⁴P. Seliger, S. C. Young, and L. S. Tsimring, “Plasticity and learning in a network of coupled phase oscillators,” *Physical Review E* **65**, 041906 (2002).
- ⁵⁵T. Aoki and T. Aoyagi, “Co-evolution of Phases and Connection Strengths in a Network of Phase Oscillators,” *Physical Review Letters* **102**, 034101 (2009).
- ⁵⁶D. Kasatkin, S. Yanchuk, E. Schöll, and V. Nekorkin, “Self-organized emergence of multilayer structure and chimera states in dynamical networks with adaptive couplings,” *Physical Review E* **96**, 062211 (2017).
- ⁵⁷Y. Kuramoto, *Chemical Oscillations, Waves, and Turbulence* (Springer, 1984).
- ⁵⁸M. A. Armstrong, *Groups and symmetry* (Springer Verlag, 1988).