

# Consistent Strong Triadic Closure in Multilayer Networks

Lutz Oettershagen  
University of Liverpool, UK  
lutz.oettershagen@liverpool.ac.uk

Athanasios L. Konstantinidis  
LUISS University, Italy  
akonstantinidis@luiss.it

Fariba Ranjbar  
LUISS University, Italy  
fariba.ranjbar@luiss.it

Giuseppe F. Italiano  
LUISS University, Italy  
gitaliano@luiss.it

**Abstract**—Social network users are commonly connected to hundreds or even thousands of other users. However, these ties are not all of equal strength; for example, we often are connected to good friends or family members as well as acquaintances. Inferring the tie strengths is an essential task in social network analysis. Common approaches classify the ties into *strong* and *weak* edges based on the network topology using the *strong triadic closure* (STC). The STC states that if for three nodes,  $A$ ,  $B$ , and  $C$ , there are strong ties between  $A$  and  $B$ , as well as  $A$  and  $C$ , there has to be a (weak or strong) tie between  $B$  and  $C$ . Moreover, a variant of the STC called STC+ allows adding new weak edges to obtain improved solutions. Recently, the focus of social network analysis has been shifting from single-layer to multilayer networks due to their ability to represent complex systems with multiple types of interactions or relationships in multiple social network platforms like Facebook, LinkedIn, or X (formerly Twitter). However, straightforwardly applying the STC separately to each layer of multilayer networks usually leads to inconsistent labelings between layers. Avoiding such inconsistencies is essential as they contradict the idea that tie strengths represent underlying, consistent truths about the relationships between users. Therefore, we adapt the definitions of the STC and STC+ for multilayer networks and provide ILP formulations to solve the problems exactly. Solving the ILPs is computationally costly; hence, we additionally provide an efficient 2-approximation for the STC and a 6-approximation for the STC+ minimization variants. The experiments show that, unlike standard approaches, our new highly efficient algorithms lead to consistent strong/weak labelings of the multilayer network edges.

**Index Terms**—social networks, multilayer networks, strong triadic closure, edge strength inference

## I. INTRODUCTION

Since the pioneering work of Granovetter in 1973 [15], there has been a growing interest in the field of tie strength inference, lately driven by the emergence of large-scale online social networks and the widespread availability of digital contact and communication data. Nowadays, the inference of tie strength in social networks has become a widely explored subject within the graph-mining community [1], [13], [19], [26], [29], [33]. One of the fundamental ideas is that the edges of a social network can be classified into *strong* relationships, e.g., family members or good friends, and *weak* relationships, e.g., acquaintances that we met only once or distant work colleagues [15]. In the seminal work by Sintos

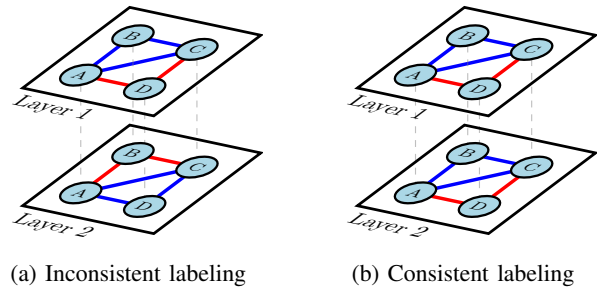


Fig. 1: A toy multilayer network with four nodes in two layers. The *strong* edges are colored blue and *weak* edges red. In (a) the labeling is inconsistent in the two layers, e.g., the edges between  $A$  and  $B$  have different labels in the two layers. (b) shows a consistent labeling, i.e., there are no two nodes that are connected in both layers but with differently labeled edges.

and Tsaparas [34], the authors introduced the *strong triadic closure* (STC) property, where edges are classified as either *strong* or *weak* based solely on the network topology—for three persons with two *strong* ties, there has to be a *weak* or *strong* third tie. Specifically, if person  $A$  is strongly connected to  $B$ , and  $B$  is strongly connected to  $C$ ,  $A$  and  $C$  are at least weakly connected. The intuition is that if  $A$  and  $B$  are good friends, and  $B$  and  $C$  are good friends,  $A$  and  $C$  should at least know each other. The ability to infer the tie strength based only using the network topology is crucially important as often no additional information is available, e.g., due to data collection limitations or privacy reasons.

We extend the ideas of Sintos and Tsaparas [34] for *multilayer networks* which recently emerge as a powerful model in social network analysis. A multilayer network consists of a finite set of vertices, for example social network users, and  $k$  distinct layers of pairwise connections (or edges) between the users. Because social structures and real-world networks are characterized by multiple types of simultaneous interactions or relationships they can be better modeled by multilayer networks than by conventional networks [6], [8], [20]. Figure 1 shows a toy example of a 2-layer social network with four users. A straightforward way of applying the STC property to multilayer networks is to label the edges separately for

each of the  $k$  layers. This way the edges of each layer are partitioned into *strong* and *weak* edges. However, as shown in Figure 1a this can lead to inconsistent labeling of the layers, e.g., the edge between  $A$  and  $B$  is *weak* in layer one and *strong* in layer two. Indeed only the edge between  $B$  and  $D$  stays consistently *strong*. However, naturally, if two users have a *strong* connection they usually should have it in all layers of the network—inconsistencies in tie strength inference pose a significant issue, as they contradict the expectation that tie strength represents an underlying, consistent truth about the relationship between two users. Hence, we are interested in determining an STC labeling that is consistent over all layers. In case of the example, such a consistent solution is shown in Figure 1b. To solve the issue of inconsistencies, we introduce a variant of the STC problem tailored to infer tie strengths that are consistent between the layers of multilayer graphs. We extend these results to a multilayer STC+ variant, where STC+ is a variant of the STC introduced in [34] which allows adding a few new weak edges to obtain improved solutions.

#### Our contributions:

- We introduce variants of the STC and STC+ problems for multilayer networks. An essential aspect of our definitions is that they consider consistency across different layers of the network. Our methods are based on the assumption that tie strength represents an underlying, consistent truth about user relationships.
- We provide efficient approximation algorithms with approximation ratios of two for the multilayer STC and six for the multilayer STC+.
- For solving the problems exactly, we introduce ILPs.
- Finally, we extensively evaluate our new algorithms using eight real-world multilayer networks from various domains. We show that the baselines are not able to compute consistent solutions where our algorithms lead to consistent labelings.

## II. RELATED WORK

There are several recent surveys on multilayer networks, e.g., [3], [5], [8], [9], [17]. Pappalardo et al. [31] measures the tie strengths in multilayer networks where a greater number of connections on different layers results in higher (continuous) tie strength between two users. However, they do not consider the STC property. There are several other studies on predicting the strength of ties given node and edge features in conventional networks, e.g., see [13], [18], [32], [38], which also do not classify edges with respect to the STC. In contrast, our work is based on the STC and we infer binary tie strengths in each layer solely based on the topology of the multilayer network. Sintos and Tsaparas [34] introduced the STC optimization problems by characterizing the edges of the network as *strong* or *weak* using only the structure of the network. They also proved that the problem of maximizing the *strong* edges is NP-hard, and provided two approximation algorithms. An extensive analysis of the STC can be found in the book of [11]. The authors of [16], [21], [22] focused on restricted networks to further explore the complexity of STC

TABLE I: Commonly used notations

Symbol	Definition
$G = (V, E_1, \dots, E_k)$	multilayer graph
$V$	finite set of nodes
$k$	number of layers
$E_1, \dots, E_k$	finite sets $E_i$ with $i \in [k]$ of undirected edges
$E = \bigcup_{i \in [k]} E_i$	aggregated set of edges in $G$
$n =  V $	number of nodes
$m_i =  E_i $	number of edges in layer $i$
$m =  E $	number of aggregated edges
$(v, \{u, w\})$	wedge or open triangle with edge $\{u, w\}$ missing
$\mathcal{W}(E)$	set of wedges in the set of edges $E$
$\mathcal{W}(E, \{u, w\})$	set of wedges in $E$ wrt. $\{u, w\}$
$\mathcal{W}(G)$	wedge graph of $G$
$S_i \subseteq E_i$	<i>strong</i> labeled edges in $E_i$
$s(e)$	number of layers in which $e$ is labeled <i>strong</i>
$w(e)$	number of layers in which $e$ is labeled <i>weak</i>
$d_k(S_1, \dots, S_k)$	number of disagreements between labelings $S_1, \dots, S_k$

maximization. Rozenshtein et al. [33] discuss the STC with additional community connectivity constraints. The authors of [1] proposed integer linear programming formulations and corresponding relaxations. Very recently, [28] proposed a new problem that uses the strong ties of the network to add new edges and increase its connectivity. In a recent work [29], the authors considered the STC in temporal networks in which the topology changes over time. They use a sliding time window and dynamically update the STC. The approach was then extended for the STC+ variant [30]. Veldt [37] discusses connections between the cluster editing problem and the STC+. As far as we know, our work is the first considering the STC in multilayer networks.

## III. PRELIMINARIES

Table I gives an overview of the used notation and symbols. We use  $[k]$  with  $k \in \mathbb{N}$  to denote the set  $\{1, \dots, k\}$ .

**Multilayer Graphs, and (Hyper-)graphs** We define a *multilayer graph*<sup>1</sup>  $G = (V, E_1, \dots, E_k)$  consisting of a finite set of nodes  $V$  and  $k$  finite sets  $E_i$  with  $i \in [k]$  of undirected edges  $e = \{u, v\}$  with  $u$  and  $v$  in  $V$ , and  $u \neq v$ . We define  $n = |V|$ ,  $m_i = |E_i|$ , and  $m = \sum_{i=1}^k m_i$ . We call a 1-layer graph just graph. Furthermore, given a graph  $G = (V, E)$  we define a *wedge* as a triplet of nodes  $u, v, w \in V$  such that  $\{\{u, v\}, \{v, w\}\} \subseteq E$  and  $\{u, w\} \notin E$ . We denote such a wedge by  $(v, \{u, w\})$ , and with  $\mathcal{W}(E)$ , the set of wedges in the set of edges  $E$ . Moreover,  $\mathcal{W}(E, \{u, w\}) = \{(v, \{u, w\}) \mid v \in V\} \subseteq \mathcal{W}(E)$  denotes the set of wedges wrt.  $\{u, w\}$ . A *hypergraph*  $H = (V, E)$  consists of a finite set of nodes  $V$  and a finite set of *hyperedges*  $E \subseteq 2^V \setminus \emptyset$ , i.e., each hyperedge connects a non-empty subset of  $V$ . We consider the special case of *3-uniform* hypergraphs in which each hyperedge consist of an unordered triple. We define the union  $H = H_1 \cup H_2$  of two (hyper-)graphs  $H_1 = (V_1, E_1)$  and  $H_2 = (V_2, E_2)$  as  $H = (V_1 \cup V_2, E_1 \cup E_2)$ .

**Strong Triadic Closure** Given a graph  $G = (V, E)$ , we can assign one of the labels *weak* or *strong* to each edge in

<sup>1</sup>We use the terms *multilayer graph* and *multilayer network* interchangeably.

$e \in E$ . We call such a labeling a *strong-weak labeling*, and we specify the labeling by a subset  $S \subseteq E$ . Each edge  $e \in S$  is called *strong*, and  $e \in E \setminus S$  *weak*. The *strong triadic closure* (STC) of a graph  $G$  is a strong-weak labeling  $S \subseteq E$  such that for any two strong edges  $\{u, v\} \in S$  and  $\{v, w\} \in S$ , there is a (*weak* or *strong*) edge  $\{u, w\} \in E$ . We say that such a labeling *fulfills* the strong triadic closure. In other words, in a strong triadic closure, there is no pair of *strong* edges  $\{u, v\}$  and  $\{v, w\}$  such that  $\{u, w\} \notin E$ . Consequently, a labeling  $S \subseteq E$  fulfills the STC if and only if at most one edge of any wedge in  $\mathcal{W}(E)$  is in  $S$ , i.e., there is no wedge with two *strong* edges [34]. The MAXSTC problem is then defined as the following optimization problem: Given a graph  $G = (V, E)$ , find  $S \subseteq E$  that fulfills the strong triadic closure and with  $|S|$  being maximized.

Equivalently, we can define an optimization problem based on the *weak* edges, denoted as MINSTC, in which given a graph  $G = (V, E)$  the goal is to find  $E' \subseteq E$  such that  $E \setminus E'$  fulfills the strong triadic closure and  $|E'|$  is minimized.

**Approximation in Single Layer Graphs** As shown in [34], MAXSTC is hard to approximate, while MINSTC can be efficiently approximated. To approximate MINSTC in a single layer graph  $G = (V, E)$ , we first construct the wedge graph  $W(G) = (V_W, E_W)$ . Solving the *vertex cover* (VC) problem on  $W(G)$  leads then to a solution for the STC of  $G$ , where VC is defined as follows: Given a graph  $G = (V, E)$ , the vertex cover for a subset of the vertices  $C \subseteq V$  of minimum size such that each edge  $e \in E$  is incident to a vertex  $v \in C$ .

**Lemma 1** ([34]). *Solving the VC on  $W(G)$  leads to a solution of the STC on  $G$ .*

Note that per definition, the wedge graph  $W(G)$  contains for each edge  $\{i, j\} \in E(G)$  one vertex  $n_{ij} \in V(W)$ . Two vertices  $n_{uv}, n_{uw}$  in  $W(G)$  are only adjacent iff. there exists a wedge  $(u, \{v, w\}) \in \mathcal{W}(G)$ . Hence, if we choose the set of *weak* edges to be the edges  $\{i, j\} \in E$  such that  $n_{ij} \in C$ , each wedge has at least one *weak* edge.

Recently, the approximation was generalized for edge weighted graphs [29] by mapping the edge weights of the input graph to node weights in the wedge graph, and solving the *Minimum Weighted Vertex Cover* (MWVC) problem using the pricing algorithm, leading to a 2-approximation. The pricing algorithm is based on the primal-dual method [2]: Initially, each edge  $e \in E$  is assigned a price  $p(e)$  of value zero. A vertex is *tight* if the sum of the prices of its incident edges equals the weight of the vertex. The pricing algorithm then iterates over the edges, and if for  $e = \{u, v\}$  both  $u$  and  $v$  are not tight, it increases the price of  $p(e)$  until at least one of  $u$  or  $v$  is tight. In the end, the tight vertices constitute the vertex cover representing the *weak* edges.

**Strong Triadic Closure with Edge Additions** Here apart from labeling the edges of the graph as *strong* or *weak*, new *weak* edges between non-adjacent nodes can be added. We denote this problem by MINSTC+ and it is stated as follows: Given a graph  $G = (V, E)$ , the goal is to find a set  $F \subseteq \binom{V}{2} \setminus E$

and a set  $E' \subseteq E$  such that  $E \setminus E'$  fulfills the strong triadic closure and  $|E' \cup F|$  is minimized.

The motivation is the following [34]: Let  $G$  be an (almost) complete graph on  $n$  vertices with exactly one edge  $\{u, v\}$  missing. In this case, the best *strong/weak* labeling for  $G$  contains  $n - 2$  *weak* edges. By adding the single edge  $\{u, v\}$  to  $G$ , we obtain the complete graph over  $n$  vertices for which all edges can be labeled *strong* improving the labeling.

The authors of [30] extended the approximation of the STC to the STC+ problem. Given a graph  $G$ , they construct a 3-uniform wedge hypergraph in which nodes represent edges of input graph or edges that will be newly inserted. The hyperedges correspond to the wedges in  $G$ . They obtain a 3-approximation algorithm using the pricing method analogously to the approximation of the weighted MINSTC problem.

#### IV. STRONG TRIADIC CLOSURE IN MULTILAYER GRAPHS

We now introduce the STC problem for multilayer networks. First, we define a notion of disagreement as follows.

**Definition 1.** *Let  $S_i \subseteq E_i$  for  $i \in [k]$  be the labelings of edges in  $E_1, \dots, E_k$ , respectively. We say, for  $1 \leq i < j \leq k$ ,  $S_i$  and  $S_j$  disagree on edge  $e \in E_i \cap E_j$ , if  $e \in S_i \cup S_j$  and  $e \notin S_i \cap S_j$ , otherwise we say that they agree on  $e$ .*

We define  $E = \bigcup_{i \in [k]} E_i$  and for each  $e \in E$  we define  $s(e)$  to be the number of layers in which  $e$  is labeled *strong* and  $w(e)$  the number of layers in which  $e$  is labeled *weak*. Furthermore, we define the indicator function  $\mathbb{1}_{\{e\}} = 1$  iff.  $w(e) > 0$  and  $\mathbb{1}_{\{e\}} = 0$  otherwise. Next, we define  $d_k(S_1, \dots, S_k) = \sum_{e \in E} \mathbb{1}_{\{e\}} \cdot s(e)$  as the number of disagreements between the labelings  $S_1, \dots, S_k$ .

**Problem 1** (MAXMULTILAYERSTC). *Given a multilayer graph  $G = (V, E_1, \dots, E_k)$ , find labelings  $S_i \subseteq E_i$  for  $i \in [k]$  such that (1) for each  $i \in [k]$ ,  $S_i$  satisfies STC for  $E_i$ , and (2)  $\sum_{i \in [k]} |S_i| - d_k(S_1, \dots, S_k)$  is maximized.*

Similarly, we can define the minimization version.

**Problem 2** (MINMULTILAYERSTC). *Given a multilayer graph  $G = (V, E_1, \dots, E_k)$ , find labelings  $S_i \subseteq E_i$  for  $i \in [k]$  such that (1) for each  $i \in [k]$ ,  $S_i$  satisfies STC for  $E_i$ , and (2)  $\sum_{i \in [k]} |E_i \setminus S_i| + d_k(S_1, \dots, S_k)$  is minimized.*

The problems are generalizations of the single layer problems introduced in [34] as, clearly, for a single layer graph  $d_1(S_1) = 0$ . It follows, that the decision version of MAXMULTILAYERSTC is NP-complete by the reduction from Maximum Clique [34], which further implies that MAXMULTILAYERSTC cannot be better approximated than  $\mathcal{O}(n^{1-\epsilon})$ .

Furthermore, solving the single layer STC optimally in each layer does not lead to an optimal solution for the multilayer variant. Figure 2 shows an example: In Figure 2a the STC is computed in each layer separately leading to an objective value of seven as there are 10 strong edges and three inconsistencies. In contrast, by solving the MAXMULTILAYERSTC problem optimally, as shown in Figure 2b, we obtain an objective value of eight. Moreover, note that the labeling in each layer can be

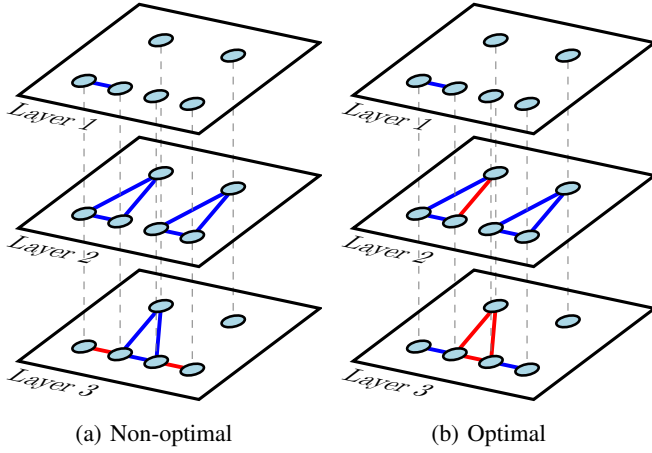


Fig. 2: A multilayer graph with three layers. The blue edges are *strong* and the red are *weak*. (a) shows a non-optimal solution for MAXMULTILAYERSTC by solving MAXSTC optimally in each layer. (b) shows an optimal solution for MAXMULTILAYERSTC. The value of the solution in (a) is seven, the optimal value in (b) is eight.

optimal (layer 1) or non-optimal (layers 2 and 3) wrt. to the standard STC which prevents us from simply solving the STC for each layer separately.

In the remaining of this section, we give a 2-approximation for MINMULTILAYERSTC and ILP formulations for solving the problems exactly in Section VI. The following lemma will provide the basis for our approximation algorithm and the ILP formulations. Intuitively, it states that if there is a solution with disagreements, then there is another solution without disagreements with the same objective value.

**Lemma 2.** *Let  $S_i^* \subseteq E_i$  for all  $i \in [k]$  be labelings and let  $s^* = \sum_{i \in [k]} |S_i^*| - d_k(S_1^*, \dots, S_k^*)$ . There exist another set of labelings  $H_i^* \subseteq E_i$  for all  $i \in [k]$  such that  $\sum_{i \in [k]} |H_i^*| = s^*$ .*

*Proof.* The proof follows from the definition of disagreement: Let  $F \subseteq \bigcup_{i \in [k]} E_i$  be the multiset of edges  $e$  such that  $e \in E_i \cap E_j$ ,  $e \in S_i^* \cup S_j^*$  and  $e \notin S_i^* \cap S_j^*$  for some  $1 \leq i < j \leq k$  (assume the edges are distinguishable by layer). Note, that  $F$  contains all *strong* edges that are also *weak* in at least one layer. We define  $H_i^* = S_i^* \setminus F_i$  for all  $i \in [k]$ , where  $F_i \subseteq F$  is the set of edges belonging to layer  $i$ . Hence, it follows that

$$\sum_{i \in [k]} |H_i^*| = \sum_{i \in [k]} |S_i^* \setminus F_i| = \sum_{i \in [k]} |S_i^*| - |F|.$$

The second equality holds as the multiset  $F$  can be partitioned into a family of sets  $F_i$  for  $i \in [k]$ . By definition, for each  $e$  in  $E = \bigcup_{i \in [k]} E_i$ , the value of  $s(e)$  equals the number of layers in which  $e$  is labeled *strong* and  $d_k(S_1, \dots, S_k) = \sum_{e \in E} \mathbb{1}_{\{e\}} \cdot s(e)$ , where  $\mathbb{1}_{\{e\}}$  indicates that the edge  $e$  is in at least one layer labeled *weak*. Recall that  $F$  contains all *strong* edges that are *weak* in at least one other layer. Therefore,  $d_k(S_1, \dots, S_k)$  equals the size of  $F$ .  $\square$

Algorithm 1 approximates the minimizing version the problem based on Lemma 2. The algorithm first computes a

separate wedge graph  $W_i$  for each layer  $i \in [k]$  of the multilayer network, and then combines these wedge graphs into a single vertex weighted wedge graph  $W$ . The weight of node  $n_e$  correspond to the numbers of layers in which the corresponding edge  $e$  exists. See Figure 3 for an example of the construction. Using the pricing method to obtain a 2-approximation algorithm for the minimum weight vertex cover in  $W$ , yields a 2-approximation for multilayer STC.

**Theorem 1.** *Algorithm 1 computes an 2-approximation for the MINMULTILAYERSTC in  $\mathcal{O}(k \cdot n^3)$  running time.*

*Proof.* Let  $G$  be the input multilayer graph and  $W$  be the combined wedge graph as it is defined in Algorithm 1. Every edge in  $W$  results from a wedge of a layer of  $G$  (the wedge can appear in more than one layer). We show that we can solve the MINMULTILAYERSTC problem in  $G$  by solving the weighted vertex cover problem in  $W$ . Let  $C \subseteq V(W)$  be a solution for vertex cover in  $W$ . We construct a solution for MINMULTILAYERSTC by labeling *weak* every edge  $e$  in every layer such that  $n_e$  belongs to  $C$  and all remaining edges as *strong*. Thus, for every edge  $e$  in  $W$ , at least one of its endpoints belongs to  $C$ ; therefore, for every wedge in  $G$ , one of its edges is labeled as *weak*. Consequently, the labeling fulfills the STC property in every layer  $i \in [k]$ . Now let  $\{S_1, \dots, S_k\}$  be a solution for MINMULTILAYERSTC and by Lemma 2, we know that the solution does not contain any disagreement. We show that the nodes  $n_e \in V(W)$  corresponding to the weak edges  $E' = E \setminus \bigcup_{i \in [k]} S_i$  form a vertex cover for  $W$ . Since there is no disagreement in  $G$ , if an edge  $e$  is weak in any layer, it is weak in every layer of  $G$ . Thus, for a weak edge  $e \in E'$ , we can add the corresponding vertex  $n_e \in V(W)$  to the vertex cover for  $W$ . Moreover, the solution  $\{S_1, \dots, S_k\}$  satisfies the STC property in every layer  $i \in [k]$ , which means that for every wedge, at least one of the edges is *weak*. So, we get that for every edge in  $W$ , at least one of the endpoints is in the vertex cover.

Regarding the running time, we compute  $k$  wedge graphs  $W_i$ , one for each layer  $i \in [k]$ . Every  $W_i$  can be computed in  $\mathcal{O}(n^3)$  and contains at most  $\mathcal{O}(n^3)$  edges [29]. Hence, the total number of edges of the combined graph  $W$  is at most  $\mathcal{O}(k \cdot n^3)$ . The 2-approximation algorithm for the vertex cover using the pricing method needs linear time wrt. the edges of the wedge graph. Hence, the total running time  $\mathcal{O}(k \cdot n^3)$  follows.  $\square$

Our algorithm is flexible towards the method used for solving the MWVC. The pricing method used in line 6 can also be replaced with other approaches, e.g., learning based approaches [24] or using reduction rules [23]. For example, in our experiments, we use the pricing method and a greedy algorithm (see Section VII).

## V. MULTILAYER STC WITH EDGE INSERTIONS

We now consider the case in which we can add weak edges  $E_i^N \subseteq \binom{V}{2} \setminus E_i$  into layer  $i \in [k]$  to improve the STC. To this end, we define the multilayer STC with edge additions. We first adapt the definition of *disagreement* accordingly to

---

**Algorithm 1:** Algorithm for MINMULTILAYERSTC

---

**Input:** Multilayer graph  $G = (V, E_1, \dots, E_k)$ **Output:** Labelings  $S_1, \dots, S_k$ 

- 1 **for**  $i \in \{1, \dots, k\}$  **do**
  - 2     Compute vertex weighted wedge graphs  $W_i$  of  
    $G_i = (V, E_i)$
  - 3     Combine wedge graphs to  $W = \bigcup_{i \in \{1, \dots, k\}} W_i$
  - 4     **for**  $n_e \in V(W)$  **do** // edge  $e$  is in  $E_i$
  - 5          $w(n_e) \leftarrow |\{i \mid n_e \in V(W_i)\}|$
  - 6     Compute min. weight vertex cover  $C$  on  $W$  using  
   pricing algorithm
  - 7     **for**  $i \in [k]$  **do**
  - 8          $S_i \leftarrow E_i \setminus \{e \mid n_e \in C\}$      // strong labeled edges
  - 9     **return**  $S_i$  for  $i \in [k]$
- 

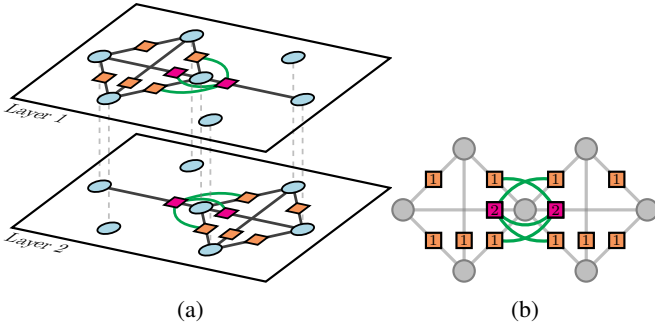


Fig. 3: (a) shows a multilayer graph with two layers. In each layer, the wedge graph is shown with its nodes as squares and edges colored green. (b) shows the combined node-weighted wedge graph as computed in Algorithm 1 and the aggregated multilayer graph in the background.

take possible new *weak* edges into account. We now say, for  $1 \leq i < j \leq k$ , the labelings  $S_i$  and  $S_j$  disagree on edge  $e \in (E_i \cup E_i^N) \cap (E_j \cup E_j^N)$ , if  $e \in S_i \cup S_j$  and  $e \notin S_i \cap S_j$ , otherwise they agree on  $e$ . As before,  $d_k(S_1, \dots, S_k)$  denotes the number of disagreements between the labelings  $S_1, \dots, S_k$ .

**Problem 3 (MINMULTILAYERSTC+).** Given a multilayer graph  $G = (V, E_1, \dots, E_k)$ , find  $k$  subsets of new edges  $E_i^N \subseteq \binom{V}{2} \setminus E_i$  and labelings  $S_i \subseteq E_i$  for  $i \in [k]$  such that (1) for each  $i \in [k]$ ,  $S_i$  satisfies the STC for  $E_i \cup E_i^N$ , and (2)  $\sum_{i \in [k]} |E_i^N \cup E_i \setminus S_i| + d_k(S_1, \dots, S_k)$  is minimized.

Similar to Lemma 2, given a labeling for the MINMULTILAYERSTC+ problem, we can obtain another solution without disagreement.

**Lemma 3.** Let  $S_i^* \subseteq E_i \cup E_i^N$  with  $i \in [k]$  be labelings such that  $s^* = \sum_{i \in [k]} |E_i^N \cup E_i \setminus S_i^*| + d_k(S_1^*, \dots, S_k^*)$ . Then there exist another set of labelings  $H_i^* \subseteq E_i \cup E_i^N$  with  $i \in [k]$  such that  $\sum_{i \in [k]} |E_i^N \cup E_i \setminus H_i^*| = s^*$ .

*Proof.* Let  $F \subseteq \bigcup_{i \in [k]} (E_i \cup E_i^N)$  be the multiset of all edges that are in at least one layer *strong* and in another layer *weak,*

i.e.,  $e \in (E_i^N \cup E_i) \cap (E_j^N \cup E_j)$ ,  $e \in S_i^* \cup S_j^*$  and  $e \notin S_i^* \cap S_j^*$  for some  $1 \leq i < j \leq k$ . We define  $H_i^* = S_i^* \setminus F_i$  for all  $i \in [k]$ , where  $F_i \subseteq F$  is the set of edges belonging to layer  $i$ . Hence, it follows that

$$\begin{aligned} \sum_{i \in [k]} |E_i^N \cup E_i \setminus H_i^*| &= \sum_{i \in [k]} |E_i^N \cup E_i \setminus (S_i^* \setminus F_i)| \\ &= \sum_{i \in [k]} |E_i^N \cup E_i \setminus S_i^*| + |F|. \end{aligned}$$

The second equality holds as the multiset  $F$  can be partitioned into a family of sets  $F_i$  for  $i \in [k]$ . We now show that  $|F| = d_k(S_1, \dots, S_k)$ . By definition, for each  $e \in E = \bigcup_{i \in [k]} (E_i^N \cup E_i)$ , the value of  $s(e)$  equals the number of layers in which  $e$  is labeled *strong* and  $d_k(S_1, \dots, S_k) = \sum_{e \in E} \mathbb{1}_{\{e\}} \cdot s(e)$ , where  $\mathbb{1}_{\{e\}}$  indicates that the edge  $e$  is in at least one layer labeled *weak*. Recall that the multiset  $F$  contains all *strong* edges that are in at least one other layer *weak*. Therefore,  $d_k(S_1, \dots, S_k)$  equals the size of  $F$ .  $\square$

Our algorithm for the MINMULTILAYERSTC+ problem computes an approximation without disagreement. Specifically, Algorithm 2 solves the following variant of Problem 3.

**Problem 4 (MINMULTILAYERSTC+VARIANT).** As Problem 3, with additionally (3) for each  $i \in [k]$ , if there is a new edge  $e \in E_i^N$  and if there is another layer  $j \in [k]$ ,  $i \neq j$ , with a wedge  $(v, e) \in \mathcal{W}(E_j)$  then also  $e \in E_j^N$  holds.

**Lemma 4.** An  $\alpha$ -approximation for MINMULTILAYERSTC+VARIANT is a  $2\alpha$ -approximation for MINMULTILAYERSTC+.

*Proof.* Due to Lemma 3, we know that there is a (optimal) solution for the problem that does not contain any disagreement. Assume that there exists an  $\alpha$ -approximation for MINMULTILAYERSTC+VARIANT. Namely, we can find a solution for MINMULTILAYERSTC+VARIANT that is at most  $\alpha$  times worse than the optimal solution. Now, for solving Problem 4, if we insert a new *weak* edge in one layer for its corresponding wedge then we have to insert the same *weak* edge in all the layers  $\mathcal{L} \subseteq [k]$  in which a corresponding wedge exists (due to (3) in Problem 4). However, it might not be required that the corresponding wedge gets closed by the new *weak* edge in each such layer. To be specific, adding a new *weak* edge in all layers  $\mathcal{L}$ , might not improve the labeling for those layers (Figure 4 shows an example). Therefore, we might already have a *weak* edge for the corresponding wedge, thus by adding an additional *weak* edge, we have two *weak* edges, i.e., in total the number of *weak* edges is at most doubled. Therefore, the solution we get for MINMULTILAYERSTC+ is at most  $2\alpha$  times worse than the optimal solution.  $\square$

Using Lemma 4, we show the approximation quality of Algorithm 2 for Problem 3.

**Theorem 2.** Algorithm 2 computes a 6-approximation for Problem 3 in  $\mathcal{O}(k \cdot n^3)$  running time.

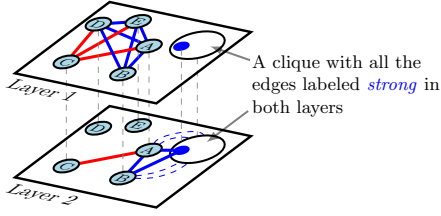


Fig. 4: A multilayer graph with two layers and an optimal solution for MINMULTILAYERSTC. The blue (red) edges are *strong* (*weak*, resp.). Adding the edge  $\{C, B\}$  in layer one reduces the number of *weak* edges while adding the same edge in layer two does not improve the labeling.

---

**Algorithm 2:** Algorithm for MINMULTILAYERSTC+

---

**Input:** Multilayer graph  $G = (V, E_1, \dots, E_k)$   
**Output:** Labelings  $S_1, \dots, S_k$

- 1 **for**  $i \in \{1, \dots, k\}$  **do**
- 2     Compute vertex weighted wedge hypergraphs  $W_i$   
       of  $G_i = (V, E_i \cup E_i^N)$
- 3     **for**  $e \in E_i^N$  such that  $\mathcal{W}(E_i^N, e) \neq \emptyset$  **do**
- 4          $w(n_e) \leftarrow 1$
- 5     **for**  $e \in E_i$  **do**  $w(n_e) \leftarrow 1$
- 6     Combine wedge hypergraphs to  $W = \bigcup_{i \in \{1, \dots, k\}} W_i$   
       // sum up weights of each node over  $i$
- 7     Compute min. weight vertex cover  $C$  on  $W$  using  
       pricing algorithm
- 8     **for**  $n_{uv} \in C$  **do**
- 9         **if**  $\{u, v\} \in E_i^N$  **and**  $(w, \{u, v\}) \in \mathcal{W}(E_i)$  **then**
- 10             insert new weak edge  $\{u, v\}$
- 11 **for**  $i \in [k]$  **do**
- 12      $S_i \leftarrow E_i \setminus \{e \mid n_e \in C\}$      // strong labeled edges
- 13 **return**  $S_i$  for  $i \in [k]$

---

*Proof.* Let  $G$  be a multilayer graph and  $W$  the combined wedge hypergraph as in Algorithm 2. Note that every hyperedge in  $W$  results from a wedge existing in at least one layer of  $G$ . Moreover, a hyperedge cannot be created between vertices where the corresponding edges belong to different layers. Now, we show that a minimum weighted vertex cover in  $W$  leads to a solution of MINMULTILAYERSTC+VARIANT in  $G$ .

Let  $C \subseteq V_W$  be a vertex cover in  $W$ , i.e., for each hyperedge  $e \in E_W$ , there exists a vertex  $n_{uv} \in e$  with  $n_{uv}$  in  $C$ , and the corresponding edge  $\{u, v\}$  is labeled *weak* in every layer that it belongs too or it is inserted as a new *weak* edge for closing the corresponding wedge in all layers in which the wedge exists. All remaining edges of  $G$  are labeled *strong*. Since for every hyperedge in  $W$ , at least one of its vertices belongs to  $C$ , in the case the corresponding edge belongs to  $E_i^N$  for some  $i \in [k]$  then the corresponding wedge is closed by the new *weak* edge in every layer that the wedge exists (notice that if the new inserted edge already exists in some other layers, it will also be labeled *weak* in all of them). If

the corresponding edge belongs to  $E_i$  for every  $i$  in which the wedge exists, then it is labeled *weak* in every layer that it belongs to, and we get that for every corresponding wedge in layers of  $G$ , one of its edges is labeled as *weak*. This means that the labeling fulfills the STC property in every layer. Hence,  $C$  leads to a valid labeling for  $G$ .

Now let  $L$  be a solution for MINMULTILAYERSTC+VARIANT, which does not contain any disagreement (by Lemma 3). Since there is no disagreement in  $G$ , if an edge is labeled *weak* in a layer, it is *weak* in every layer that it belongs to. Hence, we can add the corresponding vertex in the vertex cover for  $W$  for every *weak* edge. The solution  $L$  satisfies the STC property in every layer, which means every wedge has at least one *weak* edge. Thus, every hyperedge in  $W$  has at least one of its vertices in the vertex cover. Now, because the pricing algorithm for 3-uniform hypergraphs is a 3-approximation for MWVC and with Lemma 4 it follows that Algorithm 2 is a 6-approximation for Problem 3.

For the time complexity, the number of hyperedges in the wedge hypergraph is in  $\mathcal{O}(n^3)$  where  $n$  is the number of vertices in  $G$  [29]. Since we compute the wedge hypergraphs for  $k$  layers, and the pricing algorithm is linear in number of hyperedges, a total running time of  $\mathcal{O}(k \cdot n^3)$  follows.  $\square$

#### A. Post-Processing

Because Algorithm 2 solves Problem 4 instead directly Problem 3, if it inserts a new edge  $e$ , the new edge is inserted into all layers that contain a wedge that can be closed by  $e$ . It might be the case that in a layer  $i \in [k]$  there is no wedge that is closed by  $e$  consisting out of two *strong* edges. Therefore, removing  $e$  from layer  $j$  does not lead to a violation of the STC in this layer nor to an increase of disagreement. Our post-processing checks for each newly inserted edge and for each layer  $i \in [k]$  if the edge is needed to fulfill the STC property. If this is not the case, we remove the edge from layer  $i$ .

## VI. ILP FORMULATIONS

In order to solve the MAXMULTILAYERSTC problem exactly, we provide an ILP formulation similar to the formulation of the single layer version of the maximum STC problem [1]. In the following, let  $E = \bigcup_{\ell \in [k]} E_\ell$ . We use binary variables  $x_{ij}$  which encode the if edge  $\{i, j\} \in E$  is *strong* ( $x_{ij} = 1$ ) or *weak* ( $x_{ij} = 0$ ). Furthermore, let  $m_{ij}$  be the number of layers in which the edge  $\{i, j\}$  exists. For MAXMULTILAYERSTC, we then define the ILP as follows:

$$\max \sum_{\{i, j\} \in E} x_{ij} \cdot m_{ij} \quad (1)$$

$$\text{s.t. } x_{ij} + x_{ih} \leq 1 \quad \forall (i, \{j, h\}) \in \mathcal{W}(E^\ell) \text{ and } \ell \in [k] \quad (2)$$

$$x_{ij} \in \{0, 1\} \quad \forall \{i, j\} \in E. \quad (3)$$

Similarly, we define the minimization version for MINMULTILAYERSTC, where we use binary variables  $y_{ij}$  which encode the if edge  $\{i, j\} \in E$  is *strong* ( $y_{ij} = 0$ ) or *weak* ( $y_{ij} = 1$ ), as

$$\min \sum_{\{i, j\} \in E} y_{ij} \cdot m_{ij} \quad (4)$$

$$\text{s.t. } y_{ij} + y_{ih} \geq 1 \quad \forall (i, \{j, h\}) \in \mathcal{W}(E^\ell) \text{ and } \ell \in [k] \quad (5)$$

$$y_{ij} \in \{0, 1\} \quad \forall \{i, j\} \in E. \quad (6)$$

For the case of the MINMULTILAYERSTC+ problem, we first introduce a binary quadratic program, which can be linearized into an ILP. We use binary variables  $y_{ij}^\ell$  which encode if a (possibly new) edge  $\{i, j\} \in E_\ell \cup E_\ell^N$  is *strong* ( $y_{ij}^\ell = 0$ ) or *weak* ( $y_{ij}^\ell = 1$ ). Additionally, we use variables  $u_{ij}^\ell$  that encode if edge  $\{i, j\}$  exists in layer  $\ell \in [k]$  with  $u_{ij}^\ell = 1$  if edge  $\{i, j\} \in E_\ell \cup E_\ell^N$ , and  $u_{ij}^\ell = 0$ , otherwise. Clearly, the product  $u_{ij}^\ell y_{ij}^\ell$  is one iff. edge  $\{i, j\} \in E_\ell \cup E_\ell^N$  will be a weak edge in the final result. This leads to the following quadratic program:

$$\min \sum_{\ell \in [k]} \sum_{ij \in \binom{V}{2}} u_{ij}^\ell \cdot y_{ij}^\ell \quad (7)$$

$$\text{s.t. } u_{ij}^\ell y_{ij}^\ell + u_{ih}^\ell y_{ih}^\ell + u_{jh}^\ell y_{jh}^\ell \geq 1 \quad \forall (i, \{j, h\}) \in \mathcal{W}(E_\ell) \text{ and } \ell \in [k] \quad (8)$$

$$y_{ij}^\ell - y_{ij}^h = 0 \quad \forall \{i, j\} \in \binom{V}{2} \text{ and } 1 \leq \ell \leq h \leq k \quad (9)$$

$$u_{ij}^\ell = 1 \quad \forall \{i, j\} \in E_\ell \text{ and } \ell \in [k] \quad (10)$$

$$y_{ij}^\ell \geq u_{ij}^\ell \quad \forall \{i, j\} \in \binom{V}{2} \setminus E_\ell \text{ and } \ell \in [k] \quad (11)$$

$$y_{ij}^\ell \in \{0, 1\} \quad \forall \{i, j\} \in \binom{V}{2} \text{ and } \ell \in [k] \quad (12)$$

$$u_{ij}^\ell \in \{0, 1\} \quad \forall \{i, j\} \in \binom{V}{2} \text{ and } \ell \in [k]. \quad (13)$$

Equation (8) ensures that for each wedge in any of the layers either one of the wedge edges are *weak*, or a new edge is inserted. Moreover, Equation (9) guarantees that if an edge is *weak* in one layer, it is *weak* in all layers. Equation (10) forces all edges that exist in the multilayer graph to exist in the solution. Finally, Equation (11) ensures that all newly inserted edges are labeled *weak*.

By linearization of the binary products, we obtain the ILP:

$$\min \sum_{\ell \in [k]} \sum_{ij \in \binom{V}{2}} z_{ij}^\ell \quad (14)$$

$$\text{s.t. } z_{ij}^\ell + z_{ih}^\ell + z_{jh}^\ell \geq 1 \quad \forall (i, \{j, h\}) \in \mathcal{W}(E_\ell) \text{ and } \ell \in [k] \quad (15)$$

$$z_{ij}^\ell \leq y_{ij}^\ell \quad \{i, j\} \in \binom{V}{2} \text{ and } \ell \in [k] \quad (16)$$

$$z_{ij}^\ell \leq u_{ij}^\ell \quad \{i, j\} \in \binom{V}{2} \text{ and } \ell \in [k] \quad (17)$$

$$z_{ij}^\ell \geq y_{ij}^\ell + u_{ij}^\ell - 1 \quad \{i, j\} \in \binom{V}{2} \text{ and } \ell \in [k] \quad (18)$$

$$y_{ij}^\ell - y_{ij}^h = 0 \quad \forall \{i, j\} \in \binom{V}{2} \text{ and } 1 \leq \ell \leq h \leq k \quad (19)$$

$$u_{ij}^\ell = 1 \quad \forall \{i, j\} \in E_\ell \text{ and } \ell \in [k] \quad (20)$$

$$y_{ij}^\ell \geq u_{ij}^\ell \quad \text{for all } \{i, j\} \in \binom{V}{2} \setminus E_\ell \text{ and } \ell \in [k] \quad (21)$$

$$y_{ij}^\ell \in \{0, 1\} \quad \forall \{i, j\} \in \binom{V}{2} \text{ and } \ell \in [k] \quad (22)$$

$$u_{ij}^\ell \in \{0, 1\} \quad \forall \{i, j\} \in \binom{V}{2} \text{ and } \ell \in [k] \quad (23)$$

$$z_{ij}^\ell \in \{0, 1\} \quad \forall \{i, j\} \in \binom{V}{2} \text{ and } \ell \in [k]. \quad (24)$$

## VII. EXPERIMENTS

In this section, we conduct experimental evaluations of our proposed algorithms and answer the following questions:

- Q1. Consistency:** How does the multilayer STC improve the consistency compared to the standard STC?
- Q2. Multilayer STC+ variant:** How does the MINMULTILAYERSTC+ improve the labeling?
- Q3. Approximation quality:** How is the empirical approximation quality of our algorithms?
- Q4. Effect of the post-processing:** How much does the post-processing for the MINMULTILAYERSTC+ improve the solution?
- Q5. Efficiency:** How is the efficiency of our algorithms?

### A. Data Sets

We use eight real-world data sets, see Table II for an overview. Specifically, (1) *AUCS* contains five different relations among the faculty within the CS department at Aarhus University [27]. (2) *Hospital* is a face-to-face contact networks between hospital patients and health care workers [36]. The network spans five days representing the layers. (3) *Airports* is an aviation transport network containing flight connections between European airports [4], in which the layers represent different airline companies. (4) *Rattus* contains different types of genetic interactions of *Rattus Norvegicus* [7]. (5) *FfTwYt* is a network in which users have a Twitter and a Youtube account associated with a *Friendfeed* account [10]. (6) *Knowledge* is based on the *FB15K-237 Knowledge Base* data set [35]. Entities are nodes and edges in layers different kind of relations. (7) *HomoSap* is a network representing different types of genetic interactions between genes in Homo Sapiens [12]. (8) *DBLP* is a subgraph of the DBLP graph [25] containing only publications from *A* and *A\** ranked conferences (Core ranking). The edges of each layer, i.e., conference, describe collaborations between authors.

TABLE II: Statistics of the data sets.

Data set	$ V(G) $	$ E(G) $	#Layers	Domain
<i>AUCS</i>	61	353	5	Multilayer social
<i>Hospital</i>	75	1 139	5	Temporal face-to-face
<i>Airports</i>	417	3 588	37	Multilayer transportation
<i>Rattus</i>	2 634	3 677	6	Multilayer biological
<i>FfTwYt</i>	6 401	60 583	3	Multilayer social
<i>Knowledge</i>	14 505	210 946	30	Knowledge graph
<i>HomoSap</i>	18 190	137 659	7	Multilayer biological
<i>DBLP</i>	344 814	1 528 399	168	Multilayer collaboration

### B. Algorithms

We implemented and compared the following algorithms:

- **ExactML** and **ExactML+** are the exact computations using the ILPs (Section VI).
- **BLExact** and **BLExact+** are the exact baseline computations based on using the single layer graph ILP STC and STC+ formulations computing the STC, or STC+, resp., for each layer independently.
- **Approx** and **Approx+** are our approximation algorithms (Algorithm 1 and Algorithm 2).
- As baselines heuristics **BLstc** and **BLstc+**, we first approximate the solutions of the STC and STC+ in each layer independently and then fix the inconsistencies. To

this end, we determine all *strong* edges that lead to inconsistencies and label them *weak* edges to obtain consistency.

In order to compute the vertex covers in the wedge graphs, we use the pricing algorithm (with unit weights in the unweighted case) and the greedy algorithm that iteratively adds the vertex that covers most uncovered edges. We append (P) for pricing and (G) for greedy to the algorithm names, e.g., Approx(P) for our STC approximation using the pricing method.

We implemented our algorithms in C++ using GNU CC Compiler 11.4.0 with the flag `--O3`. We used Gurobi 11 with Python 3.11 for solving ILPs. All experiments run on a computer cluster. Each experiment had an exclusive node with an Intel(R) Xeon(R) Gold 6130 CPU @ 2.10GHz and 96 GB of RAM. We used a time limit of 12 hours. The source code and data sets are available at <https://gitlab.com/multilayergraphs/multilayerstc>.

### C. Results

In the following, we answer the research questions.

1) *Q1. Consistency*: First, we verify that naively computing the STC labeling layer-wise leads to inconsistent STC labelings. To this end, we define the consistency score

$$\mu(S) = \frac{1}{|F|} \sum_{e \in F} \frac{s(e)}{s(e) + w(e)},$$

where  $F \subseteq E$  contains all the edges  $e$  with  $s(e) > 0$ . Our approach has a score value equal to one by definition.

Table IIIa shows the exact STC results using the ILP formulations for the first four smaller data sets. The percentage of *weak* edges is slightly higher for our algorithm compared to the baseline (note that we do not relabel edges in the exact baselines). However, the baseline has consistency scores between 0.75 and 0.94, which shows that computing the STC layer-wise without considering the intricate structure of the multilayer graph leads to inconsistencies and not to an optimal solution for MINMULTILAYERSTC.

Table IV shows the results of approximating the STC. Here, we observe much lower consistency scores in the case of the approximation algorithms. The consistency scores of the baselines are, in most cases, very low, with averages of 0.21 for BLstc(P) and 0.23 for BLstc(G), showing that computing the labelings independent in each layer will lead to inconsistent labelings across the layers. The low consistency scores also lead to low numbers of *strong* edges after relabeling all *strong* edges that caused inconsistencies. The percentages of *strong* edges are the highest for our Approx(G) algorithm for all data sets. Furthermore, the percentages of *strong* edges for Approx(P) are higher than for BLstc(P) for all data sets.

For evaluating the exact STC+, ExactML+ can only solve the smallest data set *AUCS* in the 12-hour time limit. The reason is the large number of variables and inequalities of the ILPs. Similarly, ExactBL+ cannot solve *Rattus* in the time limit. Hence, we report the percentages of *weak* and *strong* edges in an optimal solution or in a best solution found in the time limit of 12h. The BLExact+ baseline has higher

TABLE III: Exact computation of label percentages and consistency scores.

(a) STC					
Data set	BLExact			ExactML	
	Weak %	Strong %	$\mu(S)$	Weak %	Strong %
<i>AUCS</i>	55.8	44.2	0.84	64.8	35.2
<i>Hospital</i>	75.2	24.8	0.75	83.6	16.4
<i>Airports</i>	85.2	14.8	0.92	86.7	13.3
<i>Rattus</i>	78.0	22.0	0.94	78.7	21.3

(b) STC+ (*best solution found in time limit)					
Data set	BLExact+			ExactML+	
	Weak %	Strong %	$\mu(S)$	Weak %	Strong %
<i>AUCS</i>	45.3	54.7	0.88	57.7	42.3
<i>Hospital</i>	54.2	45.8	0.81	75.9*	24.1*
<i>Airports</i>	80.0	20.0	0.86	83.8*	16.2*
<i>Rattus</i>	75.4*	24.6*	0.95*	76.5*	23.5*

numbers of *strong* edges; however, the consistency scores are only between 0.81 and 0.95, verifying that we also, in practice, cannot obtain an optimal solution for MINMULTILAYERSTC+ by computing the STC+ layer by layer. ExactML+ improves the percentage of *strong* edges for all data sets compared to ExactML. However, the percentages of strong edges using Approx+(G) for *Airports* and *Rattus* are higher than for the in the time limit of 12 hours obtained best solution using ExactML+. The very high running times of the exact algorithms are a strong motivation for our approximations.

2) *Q2. Multilayer STC+*: Table V shows the results for the multilayer STC+ variant. In most cases, the percentages of *weak* (*strong*) edges is reduced (increased) as expected. Only for BLstc+(P) the percentages of *weak* (*strong*) edges compared to BLstc(P) are slightly higher (lower). The reasons are that more inconsistent *strong* edges are relabeled *weak*. For BLstc+(G), the average increase of *strong* edges is 23.0%. The average consistency scores only slightly increase from 0.21 to 0.22 for BLstc+(P) and from 0.23 to 0.25 for BLstc+(G). For both our algorithms, the average increase of *strong* edges is at 24%. Approx+(P) cannot improve the percentage of *strong* edges for the *DBLP* data set but leads to an increase of 75.5% in the case of *Hospital*. Approx+(G) has the highest increase of 71.3% for *Airports* and a low increase of 0.7% for the *DBLP* data set. The reason for the low increases for *DBLP* is that even the standard variants find high numbers of *strong* edges (see Table IIIa) as the network consists of a union of cliques (coauthorships).

3) *Q3. Approximation Quality*: Figure 5a shows the empirical approximation ratios, i.e., the approximated objective value divided by the optimal objective value computed by the ILPs for the multilayer STC and the four smaller data sets. Even though Algorithm 1 using the pricing method (Approx(P)) is theoretically a 2-approximation, the empirical approximation quality is much better with values between 1.24 for *AUCS* and 1.08 for *Airports*. The greedy variant Approx(G), even though it is a  $\mathcal{O}(\log n)$  approximation, has



TABLE IV: Number of strong/weak edges and consistency scores for the multilayer STC.

Data set	BLstc (P)			BLstc (G)			Approx (P)		Approx (G)	
	Weak %	Strong %	$\mu(S)$	Weak %	Strong %	$\mu(S)$	Weak %	Strong %	Weak %	Strong %
<i>AUCS</i>	93.8	6.2	0.41	90.9	9.1	0.56	80.6	19.4	66.7	33.3
<i>Hospital</i>	97.5	2.5	0.35	94.6	5.4	0.42	95.5	4.5	85.4	14.6
<i>Airports</i>	95.4	4.6	0.10	90.6	9.4	0.13	94.3	5.7	88.4	11.6
<i>Rattus</i>	90.2	9.8	0.14	83.6	16.4	0.12	87.6	12.4	79.1	20.9
<i>FfTwYt</i>	98.7	1.3	0.32	96.1	3.9	0.31	97.4	2.6	93.0	7.0
<i>Knowledge</i>	96.9	3.1	0.11	93.1	6.9	0.10	96.1	3.9	91.7	8.3
<i>HomoSap</i>	97.4	2.6	0.17	94.0	6.0	0.16	96.5	3.5	92.2	7.8
<i>DBLP</i>	64.2	35.8	0.10	55.3	44.7	0.11	57.7	42.3	46.5	53.5

TABLE V: Number of strong/weak edges and consistency scores for the multilayer STC+.

Data set	BLstc+ (P)			BLstc+ (G)			Approx+ (P)		Approx+ (G)	
	Weak %	Strong %	$\mu(S)$	Weak %	Strong %	$\mu(S)$	Weak %	Strong %	Weak %	Strong %
<i>AUCS</i>	95.2	4.8	0.46	87.7	12.3	0.61	79.8	20.2	63.5	36.5
<i>Hospital</i>	96.0	4.0	0.39	94.6	5.4	0.42	92.1	7.9	83.2	16.8
<i>Airports</i>	95.5	4.5	0.11	82.8	17.2	0.16	91.1	8.9	80.9	19.9
<i>Rattus</i>	90.3	9.7	0.14	78.8	21.2	0.14	87.1	12.9	74.3	25.7
<i>FfTwYt</i>	98.6	1.4	0.31	89.5	10.5	0.33	96.9	3.1	91.9	8.1
<i>Knowledge</i>	96.9	3.1	0.10	88.9	11.1	0.10	95.4	4.5	89.5	10.5
<i>HomoSap</i>	97.5	2.5	0.17	91.7	8.3	0.16	95.8	4.2	89.7	10.3
<i>DBLP</i>	64.3	35.7	0.10	54.2	45.8	0.11	57.6	42.3	46.1	53.9

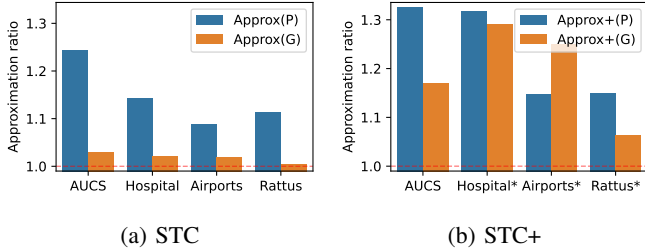


Fig. 5: The empirical approximation ratios (\*using lower bound of optimal solution after 12h time limit).

even better empirical approximation ratios between 1.005 for *Rattus* and 1.03 for *AUCS*. This is expected, as the greedy vertex cover algorithm is known to often outperform the pricing method [14].

Figure 5b shows the results for the STC+. Here, we use the best lower bounds for the optimal solutions for the data sets for which no optimal solution could be obtained within the time limit. Moreover, we report the final results after post-processing (see Q4 for a discussion of the post-processing). We see low empirical approximation ratios for both  $\text{Approx}+(P)$  and  $\text{Approx}+(G)$  with values between 1.14 for *Airports* and 1.32 for *AUCS* in case of  $\text{Approx}+(P)$  and 1.06 for *Rattus* and 1.29 for *Hospital* in the case of  $\text{Approx}+(G)$ . Here,  $\text{Approx}+(P)$  beats  $\text{Approx}+(G)$  for the *Airports* data set. Note that as we use lower bounds of the optimal solution, the approximation ratios reported are upper bounds.

4) *Q4. Effect of the Post-Processing*: Table VI shows the numbers of the newly inserted *weak* edges by Algorithm 2 with and without the post-processing described in Section V-A. The post-processing is able to reduce the number of new

 TABLE VI: Number of newly inserted edges with and without the post-processing for  $\text{Approx}+$ .

Data set	Without post-processing		With post-processing		Reduction %	
	Approx+(P)	Approx+(G)	Approx+(P)	Approx+(G)	Approx+(P)	Approx+(G)
<i>AUCS</i>	406	362	10	52	97.54	85.64
<i>Hospital</i>	5351	5010	34	166	99.36	96.69
<i>Airports</i>	13303	11510	103	765	99.23	93.35
<i>Rattus</i>	1358	374	4	252	99.71	32.62
<i>FfTwYt</i>	197758	177512	64	2111	99.97	98.81
<i>Knowledge</i>	153771	147403	610	13950	99.60	90.54
<i>HomoSap</i>	230857	185563	483	14714	99.79	92.07
<i>DBLP</i>	496816	223684	1372	49426	99.72	77.90

edges up to 99.79% in the case of the pricing method and the *HomoSap* data set. The smallest reduction is for  $\text{Approx}+(G)$  and the *Rattus* data set with 32.62%. On average, we observe a decrease of 99.4% for  $\text{Approx}+(P)$  and 83.5% for  $\text{Approx}+(G)$ , showing a strong effectiveness of the post-processing.

5) *Q5. Efficiency*: Table VII shows the running times of the algorithms. As expected, all algorithms have running times proportional to the wedge (hyper-)graph sizes (shown in Table VIII). Our algorithms achieve similar running times for most data sets as the baselines, whereas for smaller data sets, the baseline algorithms are usually slightly faster than our algorithms. However, our algorithms are faster for the *DBLP* data set. The reason is that the vertex cover subroutine is only called for one wedge graph, whereas for the *DBLP* data set, it is called for each of the 168 layers. This is also the case for the other data sets, but the effect is not as strong due to the lower number of layers. Similarly, in the case of the STC+ variant, our  $\text{Approx}+(G)$  beats the  $\text{BLstc}+(G)$  for *HomoSap*. Here again, the reason is that for the baselines, the vertex cover routine is called for each layer. Due to the larger hypergraph sizes and because  $\text{Approx}+(G)$  only calls the

TABLE VII: Running times in seconds.

Data set	STC				STC+			
	BLstc (P)	BLstc (G)	Approx (P)	Approx (G)	BLstc+ (P)	BLstc+ (G)	Approx+ (P)	Approx+ (G)
<i>AUCS</i>	0.005	0.005	0.005	0.005	0.003	0.005	0.003	0.005
<i>Hospital</i>	0.01	0.01	0.01	0.01	0.01	0.03	0.01	0.03
<i>Airports</i>	0.01	0.01	0.03	0.04	0.04	0.10	0.07	0.16
<i>Rattus</i>	0.12	0.11	0.21	0.31	0.59	1.51	0.67	1.57
<i>FfTwYt</i>	7.94	9.74	9.35	16.83	29.45	103.20	42.52	118.27
<i>Knowledge</i>	22.99	26.56	32.82	58.91	90.87	340.73	102.82	366.63
<i>HomoSap</i>	41.20	45.78	54.75	100.04	231.46	905.07	272.38	731.67
<i>DBLP</i>	69.59	94.01	12.85	25.87	59.03	127.38	50.21	115.28

TABLE VIII: Sizes of the wedge (hyper-)graphs (the number of (hyper-)edges is equal for STC and STC+).

Data set	(STC) $ V(W) $	(STC+) $ V(W) $	$ E(W) $
<i>AUCS</i>	353	845	2 152
<i>Hospital</i>	1 139	2 333	15 196
<i>Airports</i>	2 953	17 053	50 226
<i>Rattus</i>	3 677	380 818	386 877
<i>FfTwYt</i>	60 583	6 410 083	12 037 201
<i>Knowledge</i>	210 946	19 795 949	42 820 276
<i>HomoSap</i>	137 659	50 630 405	62 634 802
<i>DBLP</i>	1 528 399	7 925 839	12 356 011

pricing subroutine once, it achieves a lower running time.

## VIII. CONCLUSION

We introduced variants of the popular STC and STC+ for multilayer graphs and identified the issues of inconsistent STC/STC+ labelings. To solve these issues, we proposed a set of exact and approximative algorithms. Our algorithms ensure consistent STC or STC+ labeling across all layers, reflecting that tie strengths represent underlying, consistent truths about the relationships between users.

## REFERENCES

- [1] Adriaens, F., De Bie, T., Gionis, A., Lijffijt, J., Matakos, A., Rozenstein, P.: Relaxing the strong triadic closure problem for edge strength inference. *Data Min. Knowl. Discov.* pp. 1–41 (2020)
- [2] Bar-Yehuda, R., Even, S.: A linear-time approximation algorithm for the weighted vertex cover problem. *Journal of Algorithms* **2**(2), 198–203 (1981)
- [3] Boccaletti, S., Bianconi, G., Criado, R., Del Genio, C.I., Gómez-Gardenes, J., Romance, M., Sendina-Nadal, I., Wang, Z., Zanin, M.: The structure and dynamics of multilayer networks. *Physics reports* **544**(1), 1–122 (2014)
- [4] Cardillo, A., Gómez-Gardenes, J., Zanin, M., Romance, M., Papo, D., Pozo, F.d., Boccaletti, S.: Emergence of network features from multiplexity. *Scientific reports* **3**(1), 1344 (2013)
- [5] Crainic, T.G., Gendron, B., Kazemzadeh, M.R.A.: A taxonomy of multilayer network design and a survey of transportation and telecommunication applications. *Eu. J. of Oper. Res.* **303**(1), 1–13 (2022)
- [6] De Domenico, M.: More is different in real-world multilayer networks. *Nature Physics* **19**(9), 1247–1262 (2023)
- [7] De Domenico, M., Nicosia, V., Arenas, A., Latora, V.: Structural reducibility of multilayer networks. *Nature comm.* **6**(1), 6864 (2015)
- [8] De Domenico, M., Solé-Ribalta, A., Cozzo, E., Kivelä, M., Moreno, Y., Porter, M.A., Gómez, S., Arenas, A.: Mathematical formulation of multilayer networks. *Physical Review X* **3**(4), 041022 (2013)
- [9] Dickison, M.E., Magnani, M., Rossi, L.: *Multilayer social networks*. Cambridge University Press (2016)
- [10] Dickison, M.E., Magnani, M., Rossi, L.: *Multilayer Social Networks*. Cambridge University Press (2016)
- [11] Easley, D.A., Kleinberg, J.M.: *Networks, Crowds, and Markets - Reasoning About a Highly Connected World* (2010)
- [12] Galimberti, E., Bonchi, F., Gullo, F.: Core decomposition and densest subgraph in multilayer networks. In: *CIKM*. pp. 1807–1816 (2017)
- [13] Gilbert, E., Karahalios, K.: Predicting tie strength with social media. In: *Proceedings of the 27th International Conference on Human Factors in Computing Systems*, CHI. pp. 211–220. ACM (2009)
- [14] Gomes, F.C., Meneses, C.N., Pardalos, P.M., Viana, G.V.R.: Experimental analysis of approximation algorithms for the vertex cover and set covering problems. *Computers & Operations Research* **33**(12), 3520–3534 (2006)
- [15] Granovetter, M.S.: The strength of weak ties. *A. J. of Soc.* **78**(6), 1360–1380 (1973)
- [16] Grüttemeier, N., Komusiewicz, C.: On the relation of strong triadic closure and cluster deletion. *Algorithmica* **82**, 853–880 (2020)
- [17] Hammoud, Z., Kramer, F.: Multilayer networks: aspects, implementations, and application in biomedicine. *Big Data Analytics* **5**(1), 2 (2020)
- [18] Jones, J.J., Settle, J.E., Bond, R.M., Fariss, C.J., Marlow, C., Fowler, J.H.: Inferring tie strength from online directed behavior. *PLoS one* **8**(1), e52168 (2013)
- [19] Kahanda, I., Neville, J.: Using transactional information to predict link strength in online social networks. In: *Proceedings of the International AAAI Conference on Web and Social Media*. vol. 3, pp. 74–81 (2009)
- [20] Kivelä, M., Arenas, A., Barthelemy, M., Gleeson, J.P., Moreno, Y., Porter, M.A.: Multilayer networks. *Journal of complex networks* **2**(3), 203–271 (2014)
- [21] Konstantinidis, A.L., Nikolopoulos, S.D., Papadopoulos, C.: Strong triadic closure in cographs and graphs of low maximum degree. *Th. Comp. Sci.* **740**, 76–84 (2018)
- [22] Konstantinidis, A.L., Papadopoulos, C.: Maximizing the strong triadic closure in split graphs and proper interval graphs. *Discret. Appl. Math.* **285**, 79–95 (2020)
- [23] Lamm, S., Schulz, C., Strash, D., Williger, R., Zhang, H.: Exactly solving the maximum weight independent set problem on large real-world graphs. In: *ALENEX*. pp. 144–158. SIAM (2019)
- [24] Langedal, K., Langguth, J., Manne, F., Schroeder, D.T.: Efficient minimum weight vertex cover heuristics using graph neural networks. In: *SEA* (2022)
- [25] Ley, M.: The dblp computer science bibliography: Evolution, research issues, perspectives. In: *International symposium on string processing and information retrieval*. pp. 1–10. Springer (2002)
- [26] Lü, L., Zhou, T.: Link prediction in weighted networks: The role of weak ties. *Europhysics Letters* **89**(1), 18001 (2010)
- [27] Magnani, M., Mícenkova, B., Rossi, L.: Combinatorial analysis of multiple networks. *arXiv preprint arXiv:1303.4986* (2013)
- [28] Matakos, A., Gionis, A.: Strengthening ties towards a highly-connected world. *Data Min. Knowl. Discov.* **36**(1), 448–476 (2022)
- [29] Oettershagen, L., Konstantinidis, A.L., Italiano, G.F.: Inferring tie strength in temporal networks. In: *ECMLPKDD*. pp. 69–85 (2022)
- [30] Oettershagen, L., Konstantinidis, A.L., Italiano, G.F.: Inferring tie strength in temporal networks. *arXiv preprint arXiv:2206.11705* (2024)
- [31] Pappalardo, L., Rossetti, G., Pedreschi, D.: Measuring tie strength in multidimensional networks. In: *SEBD*. pp. 223–230 (2013)
- [32] Pham, H., Shahabi, C., Liu, Y.: Inferring social strength from spatiotemporal data. *ACM Trans. Database Syst.* **41**(1), 7:1–7:47 (2016)
- [33] Rozenstein, P., Tatti, N., Gionis, A.: Inferring the strength of social ties: A community-driven approach. In: *KDD*. pp. 1017–1025. ACM (2017)
- [34] Sintos, S., Tsaparas, P.: Using strong triadic closure to characterize ties in social networks. In: *KDD*. pp. 1466–1475 (2014)

- [35] Toutanova, K., Chen, D., Pantel, P., Poon, H., Choudhury, P., Gamon, M.: Representing text for joint embedding of text and knowledge bases. In: Proceedings of the 2015 conference on empirical methods in natural language processing. pp. 1499–1509 (2015)
- [36] Vanhems, P., Barrat, A., Cattuto, C., Pinton, J.F., Khanafer, N., Régis, C., Kim, B.a., Comte, B., Voirin, N.: Estimating potential infection transmission routes in hospital wards using wearable proximity sensors. *PLoS one* **8**(9), e73970 (2013)
- [37] Veldt, N.: Correlation clustering via strong triadic closure labeling: Fast approximation algorithms and practical lower bounds. In: International Conference on Machine Learning. pp. 22060–22083. PMLR (2022)
- [38] Xiang, R., Neville, J., Rogati, M.: Modeling relationship strength in online social networks. In: Proceedings of the 19th International Conference on World Wide Web, WWW. pp. 981–990. ACM (2010)