



CERN-EP-2024-239
16 September 2024

Measurement of $f_1(1285)$ production in pp collisions at $\sqrt{s} = 13$ TeV

ALICE Collaboration*

Abstract

This study presents the first measurement of the $f_1(1285)$ resonance using the ALICE detector in inelastic proton–proton collisions at a center-of-mass energy of 13 TeV. The resonance is reconstructed at midrapidity ($|y| < 0.5$) through the hadronic decay channel $f_1(1285) \rightarrow K_S^0 K^\pm \pi^\mp$. Key measurements include the determination of its mass, transverse-momentum integrated yield, and average transverse momentum. Additionally, the ratio of the transverse-momentum integrated yield of $f_1(1285)$ to pion is compared with calculations from the canonical statistical hadronization model. The model calculation, assuming a zero total strangeness content for $f_1(1285)$, reproduces the data within 1σ deviation, shedding light on the quark composition of $f_1(1285)$.

arXiv:2409.11936v1 [hep-ex] 18 Sep 2024

© 2024 CERN for the benefit of the ALICE Collaboration.

Reproduction of this article or parts of it is allowed as specified in the CC-BY-4.0 license.

*See Appendix A for the list of collaboration members

1 Introduction

Quantum chromodynamics (QCD), the theory that governs the strong force, describes how colored quarks and gluons interact, forming various types of hadronic states. This includes mesons, which consist of quark–antiquark pairs, and baryons, composed of three quarks or antiquarks. Beyond these conventional structures, there is a growing interest in exotic states like tetraquarks and pentaquarks, which feature unconventional quark combinations [1–9]. Investigations into exotic states can be traced back to the early development of the constituent quark model, which serves as a fundamental framework for understanding the composition of hadrons [10–13].

An exemplary candidate for an exotic particle under consideration is the f₁(1285) meson [14]. Aligned within the quark model as a member of the ³P₁ axial-vector nonet, the f₁(1285) was independently discovered in p \bar{p} annihilation experiments at BNL [15] and CERN [16] in 1965. Both experiments observed a resonance decaying to K $\bar{K}\pi$ with quantum numbers $I^G(J^{PC}) = 0^+(1^{++})$. Furthermore, it has been observed in central exclusive production measurements in pp collisions by the WA102 [17] and WA76 [18] experiments at CERN, E690 at Fermilab [19], and by the L3 Collaboration with $\gamma\gamma$ collisions at CERN [20, 21]. Additionally, it has been observed in hadronic Z decays at LEP [22], in photoproduction from a proton target with CLAS data [23], and beauty-hadron decays at LHCb [24]. Despite the numerous experimental observations, the precise quark composition of the f₁(1285) remains elusive. Theoretical predictions regarding the valence quark content of the f₁(1285) meson are broadly classified into three categories: (i) as a bound state comprising of light up (u) and down (d) quarks, (ii) as a bound state formed by both light and strange (s) quarks, and (iii) as molecular configurations involving K \bar{K}^* [25]. Quark composition of the f₁(1285) meson involving only light quarks can be expressed as a linear combination of u and d quarks, $\frac{1}{\sqrt{2}}(\bar{u}u + \bar{d}d)$ [26], whereas the presence of strange quarks in the f₁(1285) meson gives three different possibilities of quark compositions: tetraquark state $\frac{1}{\sqrt{2}}(su\bar{s}u + sd\bar{s}d)$ [27], bound state of light quarks with a mixture of strange quarks ($\frac{\alpha}{\sqrt{2}}(\bar{u}u + \bar{d}d) + \delta s\bar{s}$) [28], and the bound state of light quarks with a mixture of strange quarks and gluons ($\frac{\alpha}{\sqrt{2}}(\bar{u}u + \bar{d}d) + \delta_1 s\bar{s} + \delta_2 G$) [29], where G is the gluon state. Here α , δ , δ_1 , and δ_2 are the Clebsch Gordan Coefficients of appropriate value. Recently, the LHCb collaboration disfavored the interpretation of the tetraquark structure of f₁(1285), with a significance of 3.3 σ [24]. The yield of the f₁(1285) can largely vary with the diverse assumptions for compositions of quarks [30]. Notably, calculations using the canonical-ensemble-based Statistical Model (γ_S CSM) [31] reveal significant differences in hadron yields based on their strangeness content [32]. The study reported in this Letter explores the strangeness content of the f₁(1285) meson by comparing its transverse-momentum (p_T) integrated yield obtained from ALICE data with γ_S CSM calculations.

In high-energy heavy-ion collisions, compelling evidences for the formation of a strongly-interacting quark–gluon plasma (QGP) have been observed [33–47]. This deconfined and strongly interacting state expands and cools down as a nearly perfect liquid [48] until the temperature reaches the pseudo-critical temperature of approximately 155 MeV [49]. After this phase, a transition to confined QCD matter occurs which creates a hot and dense gas of interacting hadrons. Within this environment resonances decay and particles interact (pseudo)elastically until they decouple [50]. At the LHC, the system produced in Pb–Pb collisions undergoes decoupling after approximately 10 fm/c [51]. The study of hadronic resonances with varying lifetimes is crucial for characterizing the late hadronic stage of the collision. Depending on the lifetime of resonances, rescattering and regeneration processes affect their yield [52–65]. Given that f₁(1285) has a lifetime of approximately 8.7 fm/c [14], placing it between the lifetimes of K^{*0} meson and Λ^* baryon, it becomes an indispensable component for systematically studying rescattering effects and properties of the hadronic phase in heavy-ion collisions. Furthermore, theoretical studies suggested that the f₁(1285) meson could be pivotal in exploring the partial restoration of chiral symmetry within the nuclear medium [66]. It has been found that the f₁(1285), a chiral partner of the ω meson, could exhibit a significant mass shift from its vacuum expectation (1281.9 ± 0.5 MeV/c²) in the presence of finite baryon density. Similar trends for chiral partners are predicted at the high temperatures

reached in heavy-ion collisions at LHC energies [67]. Searches for (partial) chiral symmetry restoration effects are typically investigated through the electromagnetic decays of vector mesons, as they are not affected by rescattering, unlike hadronic decays. However, since the f₁(1285) meson is not particularly broad, rescattering effects may be less dominant in this case. Additionally, by performing measurements in peripheral Pb–Pb collisions, such effects could be further minimized. Another important aspect of the measurement is the yield ratio of the f₁(1285) meson to its chiral partner, the ω , which can provide valuable insights into chiral symmetry restoration. This yield ratio is expected to approach unity [68] as one moves towards more peripheral Pb–Pb collisions due to the mass degeneracy of the chiral partners. Therefore, measurements of the f₁(1285) production in pp collisions are crucial to constitute a reference for studying the partial restoration of chiral symmetry and rescattering effects in heavy-ion collisions.

This Letter presents the first measurement of the inclusive production of the f₁(1285) resonance at midrapidity ($|y| < 0.5$) in inelastic pp collisions at a center-of-mass energy \sqrt{s} of 13 TeV. The article is structured as follows: Section 2 outlines the ALICE experimental setup, Section 3 details the event and track selection criteria, Section 4 presents the data analysis technique, and Section 5 describes the study of systematic uncertainties. Results are presented in Section 6, and the Letter concludes with a summary in Section 7.

2 Experimental apparatus

The yield of the f₁(1285) meson is measured in pp collisions at $\sqrt{s} = 13$ TeV using data collected by the ALICE detector. A detailed description of the ALICE detector and its performance can be found in Refs. [69, 70]. Several key detectors, including the Inner Tracking System (ITS) [71], Time Projection Chamber (TPC) [72], Time-of-Flight (TOF) [73, 74], and V0 [75] detectors, have been used for the analysis presented in this Letter.

For event triggering and mitigating beam-induced background effects, the V0 detector is used. It consists of two scintillator arrays, V0A and V0C, which are positioned on either side of the interaction point along the beam line and cover the pseudorapidity intervals $2.8 < \eta < 5.1$ and $-3.7 < \eta < -1.7$, respectively. The minimum bias trigger used in this analysis is defined by coincident signals in the V0A and V0C detectors.

The ITS and TPC detectors, housed within a 0.5 T solenoidal magnet, play crucial roles in tracking and identifying charged particles and reconstructing primary and secondary vertices. The ITS and TPC cover a pseudorapidity range of $|\eta| < 0.9$ and full azimuthal angle.

The ITS comprises six cylindrical silicon layers surrounding the beam vacuum tube. The two innermost layers are formed by Silicon Pixel Detectors (SPD), followed by two layers of Silicon Drift Detectors and two layers of Silicon Strip Detectors. The ITS is crucial for determining primary and secondary vertices. Additionally, the ITS improves the momentum and angle resolution for charged particles reconstructed by the TPC.

The TPC serves as the core of the ALICE detector [70, 72]. It is a large cylindrical drift detector, spanning radial and longitudinal ranges of approximately $85 < r < 250$ cm and $-250 < z < 250$ cm, respectively. The endcaps of the TPC incorporate multiwire proportional chambers segmented radially into pad rows. The TPC provides three-dimensional spatial information for up to 159 tracking points. Charged tracks originating from the primary vertex can be reconstructed down to $p_T \sim 150$ MeV/c. The particle identification is based on the specific energy loss (dE/dx) in the TPC, which is measured with a resolution of 5% in pp collisions [72]. The measured dE/dx is compared with the expected value for a given particle species calculated with a Bethe–Bloch parameterization.

The TOF is placed outside the TPC and employs Multigap Resistive Plate Chambers, covering the pseudorapidity range of $|\eta| < 0.9$ and full azimuthal angle. The TOF detector identifies particle species at

intermediate p_T via measurements of their time-of-flight from the interaction point to the TOF detector with a time resolution of 80 ps in pp collisions [73].

3 Data sample, event and track selections

The data utilized in the present analysis were collected by the ALICE detector in 2016, 2017, and 2018. The position of the primary vertex along the beam axis (z -axis of the ALICE reference frame) is required to be within 10 cm from the nominal center ($z = 0$) of the ALICE detector. As detailed in Refs. [70, 76], offline event selections are applied to reduce the beam-induced background and pileup events. After applying the event selection criteria, approximately 1.5 billion minimum-bias events (corresponding to an integrated luminosity of $32.08 \pm 0.51 \text{ nb}^{-1}$ [77]) have been analyzed for this f₁(1285) measurement.

Given the short-lived nature of the f₁(1285) meson, its reconstruction is performed through the hadronic decay channel, $f_1(1285) \rightarrow K_S^0 K^\pm \pi^\mp$, with a branching ratio (BR) of $(2.25 \pm 0.1)\%$ [14]. The BR value is computed from the one of $K\bar{K}\pi$ reported in [14] accounting for all possible combinations of kaons and pions and 50% probability that K^0 is K_S^0 . The analysis is performed in the transverse momentum range of $1 < p_T < 12 \text{ GeV}/c$ at midrapidity ($|\eta| < 0.5$). At lower p_T ($< 1 \text{ GeV}/c$), the f₁(1285) signal is not statistically significant because of the presence of large backgrounds.

Charged tracks are reconstructed using the ITS [78] and TPC [72] detectors. To ensure high track quality, the standard track selection criteria [79, 80] are employed in this work. Charged tracks originating from the primary vertex are required to satisfy $p_T > 0.15 \text{ GeV}/c$ and $|\eta| < 0.8$ for uniform acceptance. Selected tracks need to have two hits in the ITS, of which at least one hit in the SPD, and traverse radially a minimum of 70 out of the total 159 pad rows of the TPC. The maximum χ^2 per space point in the TPC and ITS, obtained from the track fit, is required to be 4 and 36, respectively. To mitigate the contamination of secondary charged particles, the distance of closest approach in the transverse plane of reconstructed tracks to the primary vertex (DCA_{xy}) is required to be smaller than $7\sigma_{DCA_{xy}}$, where $\sigma_{DCA_{xy}}$ denotes the DCA_{xy} resolution. The p_T -dependent DCA_{xy} resolution is parameterized as $\sigma_{DCA_{xy}} = 0.0105 + 0.0350/(p_T/(\text{GeV}/c))^{1.1} \text{ cm}$ [80]. The DCA to primary vertex in the longitudinal direction is constrained to be within 2 cm. The detected charged particles are identified using information from the TPC and TOF detectors [73]. In the TPC, particle identification is based on their specific ionization energy loss (dE/dx), ensuring that pions and kaons have a specific energy loss within 2 standard deviations (σ_{TPC}) from the expected dE/dx values derived from the Bethe–Bloch parameterization. Here, σ_{TPC} represents the TPC's dE/dx resolution [72]. In the TOF, identification relies on the measured time of flight, which must be within $3\sigma_{TOF}$ of the expected value for each particle species, provided the track has a hit in the TOF [74]. If a track lacks a hit in the TOF, identification is carried out using only the TPC.

The K_S^0 is reconstructed through its weak decay topology (V^0 topology) [81], via the $K_S^0 \rightarrow \pi^- \pi^+$ decay channel with a BR of $(69.2 \pm 0.05)\%$ [14]. The selection criteria for K_S^0 reconstruction are detailed in Table 1. Two oppositely-charged pions produced from the K_S^0 decay are identified with the $4\sigma_{TPC}$ requirement in the acceptance window $|\eta| < 0.8$. The distance of closest approach between negatively and positively charged tracks ($DCA_{\pi^- \pi^+}$) is required to be less than 1.0 cm. Additionally, the DCA of charged tracks and V^0 to the primary vertex must be greater than 0.06 cm and less than 0.3 cm, respectively. The cosine of the pointing angle, representing the angle between the V^0 momentum and the line connecting the secondary to the primary vertex, has to be greater than 0.97. Only K_S^0 candidates whose secondary vertex radial position is larger than 0.5 cm are selected to reconstruct f₁(1285). Furthermore, candidates with a proper lifetime $LM_{K_S^0}/p$ greater than 15 cm/ c are excluded. Here, L represents the linear distance between the primary and secondary vertex, $M_{K_S^0}$ is the world-average mass [14] of K_S^0 , and p indicates the total momentum of K_S^0 . An additional selection, called "Competing V0 rejection" or veto on Λ invariant mass, is applied by recalculating the V0 mass, assuming that one of two pions is a proton. If the recalculated mass is compatible with the Λ mass within $4.3 \text{ MeV}/c^2$, which is about

three times the width of the Λ invariant mass peak in ALICE [80–82], the selected particle is rejected. Finally, the invariant mass of $\pi^+\pi^-$ must be compatible within $6\sigma_M$ of the K_S^0 nominal mass, where σ_M is the width of the K_S^0 invariant mass peak and is about $5 \text{ MeV}/c^2$. The K_S^0 candidates that satisfy the aforementioned topological selection criteria at midrapidity ($|\eta| < 0.5$) are used in the reconstruction of the $f_1(1285)$ resonance.

Table 1: Selection criteria for K_S^0 .

Selection criteria	Value
TPC crossed rows	> 70
Acceptance window of pions ($ \eta $)	< 0.8
$n\sigma_{\text{TPC}}$ for π^\pm	< 4
$\text{DCA}_{\pi^-\pi^+}$	$< 1.0 \text{ cm}$
DCA of V^0 daughters to PV	$> 0.06 \text{ cm}$
DCA of V^0 to PV	$< 0.3 \text{ cm}$
V^0 cosine pointing angle	> 0.97
V^0 radius	$> 0.5 \text{ cm}$
Proper lifetime	$< 15 \text{ cm}/c$
Veto on Λ invariant mass	$> 4.3 \text{ MeV}/c^2$
K_S^0 mass window (in units of σ_M)	± 6

4 Data analysis

The reconstructed K_S^0 are paired with charged kaons forming a $K_S^0K^\pm$ pair. This $K_S^0K^\pm$ pairs are combined with oppositely charged pions to reconstruct the $f_1(1285)$ resonance. To enhance the significance of the $f_1(1285)$ signal, the invariant mass of the $K_S^0K^\pm$ pair is required to be below $1040 \text{ MeV}/c^2$. The invariant-mass distribution of $K_S^0K^\pm\pi^\mp$ triplets accommodates all resonances that decay into $K_S^0K^\pm\pi^\mp$ as well as substantial combinatorial background, as can be seen in the invariant mass distribution of unlike-sign combinations in the f_1 -candidate p_T interval $3 < p_T < 4 \text{ GeV}/c$, shown by the black markers in the left panel of Fig. 1. The combinatorial background is estimated using like-sign $K_S^0K^\pm\pi^\pm$ triplets [64, 79] (red markers in left panel of Fig. 1). The right panel of Fig. 1 presents the invariant mass distribution of the like-sign-subtracted $K_S^0K^\pm\pi^\mp$ triplets for $3 < p_T < 4 \text{ GeV}/c$ in pp collisions at $\sqrt{s} = 13 \text{ TeV}$. After the subtraction, three resonances, i.e., $f_1(1285)$, $f_1(1420)$, and $\eta(1475)$ can be identified in the considered invariant mass range along with a residual background of correlated pairs. It is worth noting that the $f_1(1420)$ resonance is situated just above the threshold ($1385 \text{ MeV}/c^2$) of $K^*\bar{K}$ coupled channels, leading to the observation of cusp-like structures in the invariant-mass distribution of $K_S^0K^\pm\pi^\mp$ triplets. Theoretical models based on $K^*\bar{K}$ dynamics [25, 83] offer intriguing insights into the nature of $f_1(1420)$, which could be explored in future studies.

The correlated background mainly arises from jets and decays of resonances with misidentification and multiple decay chains [64]. The like-sign-subtracted invariant-mass distribution is fitted assuming a sum of three non-relativistic Breit–Wigner distributions [22, 64] for the $f_1(1285)$, $f_1(1420)$, and $\eta(1475)$ mesons and an additional residual background [22]. The fit function is given by

$$\frac{dN}{dM} = \sum_{i=1}^3 \frac{Y_i}{2\pi} \frac{\Gamma_i}{(M - M_i)^2 + \Gamma_i^2/4} + f_{\text{Res.Bkg}}(M), \quad (1)$$

where the index i ranges over $f_1(1285)$, $f_1(1420)$, and $\eta(1475)$ resonances. The M_i , Γ_i , and Y_i parameters denote the masses, widths, and normalization constants of these three resonances, respectively. The M corresponds to the invariant mass of the $K_S^0K^\pm\pi^\mp$ ($M_{K_S^0K\pi}$) triplets. The mass resolution of the detector for the reconstruction of $f_1(1285)$ is negligible as compared to its vacuum width ($22 \pm 1 \text{ MeV}/c^2$) [14]

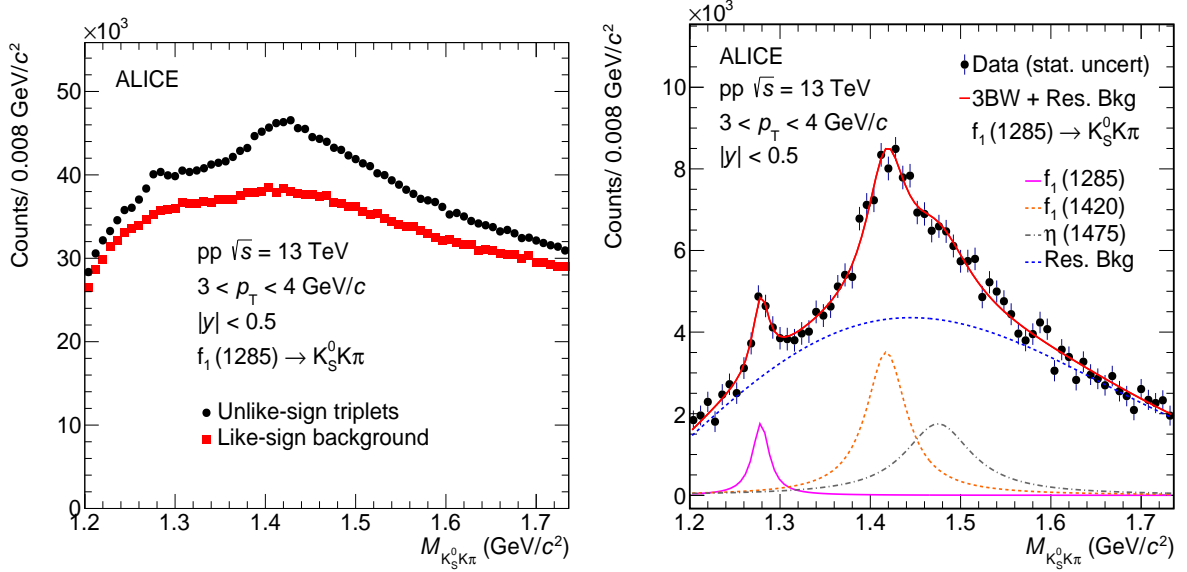


Figure 1: Like- and unlike-sign (left) and the like-sign-subtracted (right) invariant mass distribution of $K_S^0 K \pi$ triplets in $|y| < 0.5$ in minimum-bias pp collisions at $\sqrt{s} = 13$ TeV. The subtracted distribution is fitted with the function defined by Eq. 1, and the dotted blue line describes the residual background distribution, which is given by Eq. 2.

and is not included in the fit function. The residual background function [22] is expressed as

$$f_{\text{Res.Bkg}}(M) = [M - (m_\pi + M_{K_S^0 K})]^n \exp(-AM - BM^2), \quad (2)$$

where m_π is the mass of π meson and $M_{K_S^0 K}$ is the invariant mass of the $K_S^0 K$ pair. Here, A , B , and n are the fit parameters. The width parameters of the Breit–Wigner functions are fixed to their world-average values [14] in the standard fit case, which are 22, 54, and 90 MeV/c^2 , respectively. The masses and the normalization constants of the three resonances are left free. Finally, the raw yields of $f_1(1285)$ in each p_T interval are obtained from the integral of the Breit–Wigner distribution, as done in Refs. [79, 84].

The extracted raw yields (N^{raw}) are corrected for detector acceptance and reconstruction efficiency ($A \times \epsilon_{\text{rec}}$) as well as the BR of the analyzed decay channel. The product $A \times \epsilon_{\text{rec}}$ is estimated using simulated pp events produced with the PYTHIA8 Monte Carlo (MC) event generator [85], in which $f_1(1285)$ particles are injected with a flat p_T distribution. The particles are then propagated through the ALICE detector using the GEANT3 transport code [86]. The $A \times \epsilon_{\text{rec}}$, defined as the ratio of reconstructed to generated $f_1(1285)$, is calculated as a function of p_T within $|y| < 0.5$. The event and track selections used in the data analysis are also applied in the simulation. Notably, $A \times \epsilon_{\text{rec}}$ initially increases with p_T , starting at around 1% at $p_T = 1.5$ GeV/c and reaching a maximum value of approximately 6.5% at $p_T \approx 6$ GeV/c before decreasing again, as depicted in Fig. 2. The relative statistical uncertainties on $A \times \epsilon_{\text{rec}}$ are found to be in the range of 5–10% across the p_T intervals. Moreover, since the generated p_T spectra of $f_1(1285)$ have a different shape than the measured p_T spectra, a reweighting procedure [52, 80] is implemented iteratively until convergence is reached by correcting at first the measured raw yields with the reconstruction efficiency obtained with the generated p_T spectra. The resulting p_T spectrum is then fitted with a Levy–Tsallis function and the extracted parametrization is finally used to weight the Monte Carlo spectra at generated and reconstructed level. From these reweighted spectra, the $A \times \epsilon_{\text{rec}}$ as a function of p_T is determined.

The measurements need to be further corrected for trigger inefficiency (ϵ_{trig}), vertex reconstruction inefficiency (ϵ_{vert}), and signal loss (f_{SL}) factors, which are determined through MC simulations. Signal loss factor accounts for the loss of $f_1(1285)$ mesons due to trigger selection (i.e. $f_1(1285)$ mesons produced

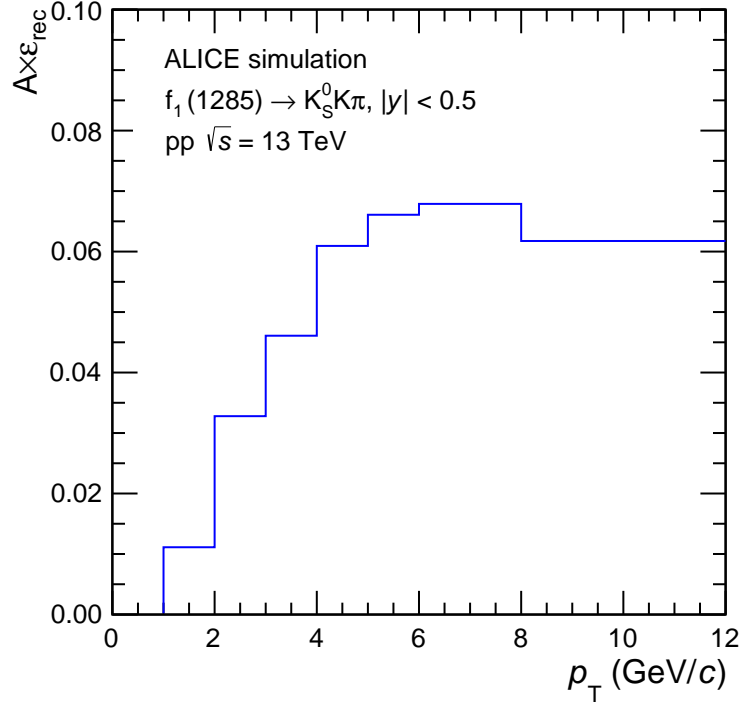


Figure 2: The product of the acceptance and the resonance reconstruction efficiency as a function of p_T for $f_1(1285)$ at midrapidity ($|y| < 0.5$) in simulated pp collisions at $\sqrt{s} = 13$ TeV.

in pp collisions that did not fire the trigger). Given the potential limitations of simulations involving injected $f_1(1285)$ signals in realistically assessing correction factors [32], these factors are taken to be the same as for the K^{*0} meson at the same collision energy [80]. The values of the correction factors for pp collisions at $\sqrt{s} = 13$ TeV are $\epsilon_{\text{trig}} = 0.74$, $\epsilon_{\text{vert}} = 0.93$. The signal loss correction factor (f_{SL}) is smaller than 2% for $p_T > 1$ GeV/c [80]. Finally, the yields are normalized by the number of accepted events ($N_{\text{event}}^{\text{acc}}$) to obtain the $f_1(1285)$ p_T -differential yield in inelastic pp collision, which can be formally expressed as

$$\frac{1}{N_{\text{evt}}} \frac{d^2N}{dy dp_T} = \frac{1}{N_{\text{evt}}^{\text{acc}}} \frac{N^{\text{raw}}}{\Delta y \Delta p_T} \frac{\epsilon_{\text{trig}} \epsilon_{\text{vert}} f_{\text{SL}}}{(A \times \epsilon_{\text{rec}}) \text{BR}}, \quad (3)$$

where $\frac{d^2N}{dy dp_T}$ is the number of $f_1(1285)$ produced in a given rapidity (dy) and transverse momentum (dp_T) interval.

5 Systematic uncertainties

For the measurement of the $f_1(1285)$ mass and yields, various sources of systematic uncertainties have been taken into account: the signal extraction method, the primary track selections, the K_S^0 reconstruction and selection, the particle identification criteria, the method adopted in matching track segments in the ITS with tracks in the TPC, as well as uncertainties in the material budget and hadronic interactions of the produced particles in the ALICE detectors. The resulting changes in the $f_1(1285)$ mass and yields for each p_T interval, obtained from repeating the entire analysis chain by varying one source at a time (as described below) while keeping others at default, are incorporated as systematic uncertainties.

Several factors are varied to evaluate the uncertainty in the signal extraction from the invariant mass fits, including fitting ranges, residual background fit function, and variations in the width of the three resonances ($f_1(1285)$, $f_1(1420)$, and $\eta(1475)$). When adjusting fitting range boundaries, a shift of ± 20

MeV/c² with respect to the default case is applied to both sides. The widths of all resonances are treated as free parameters in the fit, unlike the default case where they are fixed to their world-average values, and the differences in f₁(1285) mass and yields contribute to the systematic uncertainties. Additionally, the residual background is modeled using second and third-order polynomials to investigate systematic effects on the mass and yield of f₁(1285). Moreover, the mass of f₁(1420) is held constant, unlike in the standard case where it is allowed to vary, to understand its impact on the f₁(1285) observed mass and yield. The resulting uncertainty for signal extraction on the observed f₁(1285) mass and yield varies from 0.13% to 0.19% and 10.5% to 14.5%, respectively, across the measured p_T ranges. For the primary-track selection, the criteria are varied following the procedure outlined in Ref. [80]. This results in an uncertainty on the f₁(1285) mass ranging from 0.03% to 0.08% and an uncertainty on its yield ranging from 3.9% to 5.8% across the various p_T intervals. The uncertainty due to the K_S⁰ reconstruction is estimated by varying the selections in Table 1, resulting in a p_T -dependent systematic uncertainty ranging from 0.04% to 0.08% for the f₁(1285) mass and from 6.4% to 9.2% for the f₁(1285) yield. The uncertainties associated with the identification of the pions and kaons produced in the f₁(1285) decay are assessed by varying the selection criteria in the TOF from $|n\sigma_{\text{TOF}}| < 3$ to $|n\sigma_{\text{TOF}}| < 4$. This variation results in f₁(1285) mass uncertainties ranging from 0.003% to 0.027% and yield uncertainties ranging from 1% to 6%, depending on p_T . Furthermore, uncertainties related to the material budget, the cross section for hadronic interactions in the detector material, and the ITS–TPC matching efficiency, obtained from Ref. [80], contribute to the uncertainty on the yield of f₁(1285). The total uncertainty is obtained by summing the uncertainties from all sources in quadrature. The uncertainty on the f₁(1285) mass ranges from approximately 0.16% to 0.20%, while for the yield, it spans from 16% to 17% across the measured p_T intervals.

6 Results

The mass of f₁(1285) resonance, i.e., the fit parameter M_0 obtained from Eq. 1, is shown in Fig. 3 for the different p_T intervals considered in this analysis. The systematic uncertainties on the measured mass, shown as boxes around the data points, are evaluated following the description in Sec. 5. The measured mass is consistent with its world-average value [14] within uncertainties.

Figure 4 illustrates the f₁(1285) p_T -differential yield in pp collisions at $\sqrt{s} = 13$ TeV, incorporating all the corrections detailed in Sec. 5. The p_T spectrum is fitted with a Levy–Tsallis function, a combination of an exponential and power law function [87], to extrapolate the yield down to zero p_T . An exponential function describes the low- p_T section of the spectrum, while a power law characterizes the high- p_T region. Since there are only two p_T bins above 6 GeV/c with large bin width, the Levy–Tsallis fit in the default case is performed in the $0 < p_T < 6$ GeV/c range.

This fitting procedure enables the extraction of the p_T -integrated yield (dN/dy) and the average transverse momentum ($\langle p_T \rangle$) of f₁(1285), utilizing both the measured and extrapolated distributions. The extrapolation to the low- p_T (< 1 GeV/c) region encompasses approximately 41% of the total f₁(1285) yield. The high- p_T extrapolation is found to be negligible. The $\langle p_T \rangle$ is determined by evaluating the mean value of the fit function within each p_T bin, weighted by the measured yield in that bin. The systematic uncertainties in the p_T spectrum, arising from the various sources described in Sec. 5, contribute to the systematic uncertainties in dN/dy and $\langle p_T \rangle$. The systematic uncertainties due to the extrapolation are evaluated by varying the fit functions: the Boltzmann–Gibbs blast wave function [88], Bose–Einstein distribution, and m_T exponential [80] are considered in place of the Levy–Tsallis. The uncertainties of dN/dy and $\langle p_T \rangle$ are approximately 31% and 17%, respectively. Table 2 shows dN/dy and $\langle p_T \rangle$ and their uncertainties in inelastic pp collisions at $\sqrt{s} = 13$ TeV. Figure 5 compares the average transverse momentum of f₁(1285) with that of all other light-flavor hadrons [80, 89] measured at midrapidity ($|y| < 0.5$) in pp collisions at $\sqrt{s} = 13$ TeV. Two distinct linear trends are observed, one for mesons and the other for baryons. For particles with similar masses (K^{*0}, p, ϕ , Λ , f₁, Ξ^-), mesons exhibit a higher average transverse momen-

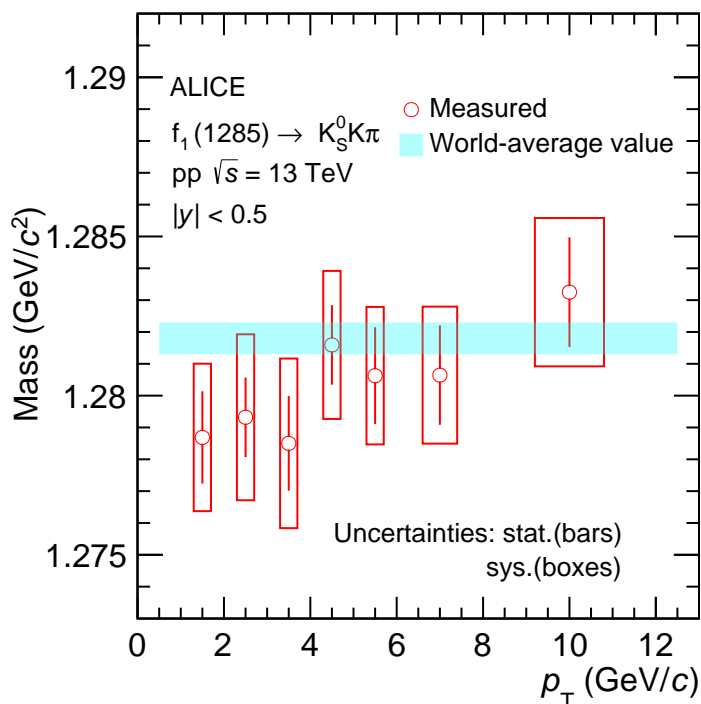


Figure 3: Measured $f_1(1285)$ mass as a function of p_T at midrapidity ($|y| < 0.5$) in minimum-bias pp collisions at $\sqrt{s} = 13$ TeV. The statistical and systematic uncertainties are shown as bars and boxes, respectively. The blue band represents the world-average value for the mass of $f_1(1285)$ [14] having an uncertainty of $0.5 \text{ MeV}/c^2$.

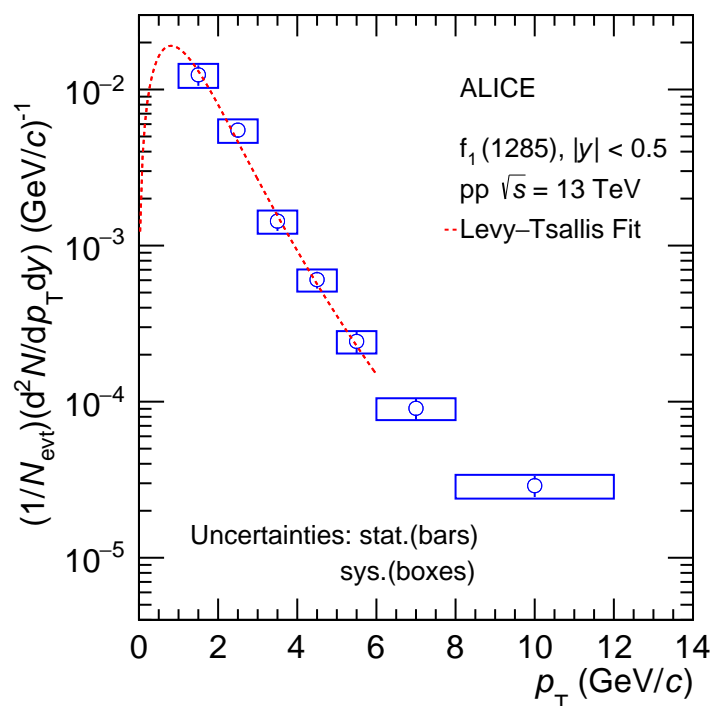


Figure 4: p_T -differential yield of $f_1(1285)$ measured at midrapidity ($|y| < 0.5$) in inelastic pp collisions at $\sqrt{s} = 13$ TeV. The statistical and systematic uncertainties are shown as bars and boxes, respectively. The data points are fitted using a Levy-Tsallis function [87] and shown by the red dashed line. The BR uncertainty for $f_1(1285) \rightarrow K_S^0 K^\pm \pi^\mp$ is 0.1%.

tum than baryons. Notably, f₁(1285) aligns with the linear trend of other mesons, though within the large systematic uncertainties it is also compatible (within 1 σ) with the $\langle p_T \rangle$ of baryons having similar mass (e.g. Ξ^-). This observation suggests that f₁(1285) may have an ordinary meson structure.

The p_T -integrated yield is further compared with calculations from the canonical-ensemble-based statistical hadronization model (γ_S CSM) [31], also shown in Table 2. The conventional statistical framework employs an ideal hadron–resonance gas (HRG) in thermal and chemical equilibrium at the chemical freeze-out stage. In the canonical ensemble, the values of three Abelian charges — baryon number (B), electric charge (Q), and strangeness (S) — are fixed and conserved exactly across the designated correlation volume V_C . In this model, the multiplicity dependence of hadron production is influenced by the canonical suppression of these three Abelian charges. It incorporates the incomplete equilibrium of strangeness via the strangeness saturation parameter γ_S and effectively reproduces various multiplicity-dependent hadron-to-pion ratios [31]. Thermal fits to the yields of various particles, including π , K, p, K^{*0} , Λ , Ω , K_S^0 , Ξ , and ϕ , as measured by the ALICE Collaboration in pp collisions at $\sqrt{s} = 13$ TeV [80], have been conducted. The fit parameters include the freeze-out temperature, radius of the produced fireball, V_C , and γ_S . It is assumed that the baryon chemical potential is zero [90]. The thermal model calculations for the p_T -integrated yield of f₁(1285) are carried out for two different scenarios: one with $|S| = 0$ (indicating the presence of no strange or anti-strange quarks within f₁(1285)) and another with $|S| = 2$ (representing a total strangeness content of 2 within f₁(1285)). The calculated yield with $|S| = 0$ scenario is consistent with the experimental measurement.

Table 2: The p_T -integrated yield and average transverse momentum of the f₁(1285) meson in proton–proton collisions at center-of-mass energy of 13 TeV. The comparison of the p_T -integrated yield of f₁(1285) from ALICE data with thermal model (γ_S CSM) calculations [31] is shown.

	ALICE data		Thermal model	
			$ S =0$	$ S =2$
dN/dy	0.034 ± 0.004 (stat) ± 0.010 (sys)		0.025	0.014
$\langle p_T \rangle$ (GeV/ c)	1.52 ± 0.10 (stat) ± 0.24 (sys)		-	-

To gain insights into the valence quark composition of the f₁(1285) meson, the p_T -integrated yield ratio of f₁/ π in pp collisions at $\sqrt{s} = 13$ TeV is compared with calculations from the γ_S CSM, as depicted in Fig. 6. At first, as a baseline check for this methodology, the ϕ/π ratio is calculated by γ_S CSM with two scenarios and compared with experimental data [80]. The ϕ meson is a neutral particle comprising a strange quark–antiquark pair. It has a net strangeness of zero, thus remaining unaffected by the precise conservation of strangeness in the canonical suppression picture. However, in the strangeness nonequilibrium picture, the ϕ meson is considered a double-strange particle [31]. Thus, the experimental data is compared in Fig. 6 with γ_S CSM calculations for $|S| = 0$ (indicating a total strangeness content of ϕ to be zero, depicted by the solid line) and $|S| = 2$ (indicating a total strangeness content of ϕ to be two, represented by the dotted line). As expected in the strangeness nonequilibrium picture, the γ_S CSM calculation for ϕ/π ratio with the ϕ meson having $|S| = 0$ shows a large deviation of 9.15 σ from the experimental measurements, whereas $|S| = 2$ is in good agreement with the experimental measurements within 0.5 σ . The calculation of the f₁/ π ratio from γ_S CSM is carried out for the two different scenarios of $|S| = 0$ (represented by the solid line) and $|S| = 2$ (represented by the dotted line). The measured f₁/ π ratio deviates by 0.96 σ from $|S| = 0$ and by 1.97 σ from $|S| = 2$, indicating that the γ_S CSM calculation with $|S| = 0$ is favored over $|S| = 2$ by the ALICE data.

Therefore, this study suggests that f₁(1285) is more likely to have no strange quark content than a combination of a strange and an anti-strange quark. This finding contradicts the hypothesis that f₁(1285) is a tetraquark state (according to the γ_S CSM model) and is consistent with the results of the LHCb Collaboration [24].

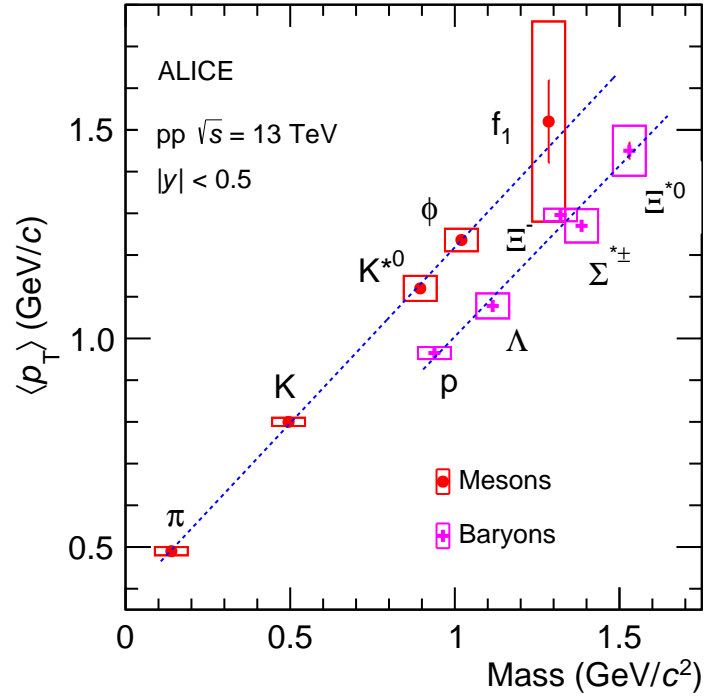


Figure 5: Average transverse momentum of light-flavor hadrons as a function of hadron mass at midrapidity ($|y| < 0.5$) in inelastic pp collisions at $\sqrt{s} = 13$ TeV. The statistical and systematic uncertainties are shown as bars and boxes, respectively. The blue dotted lines are linear fits to the data points.

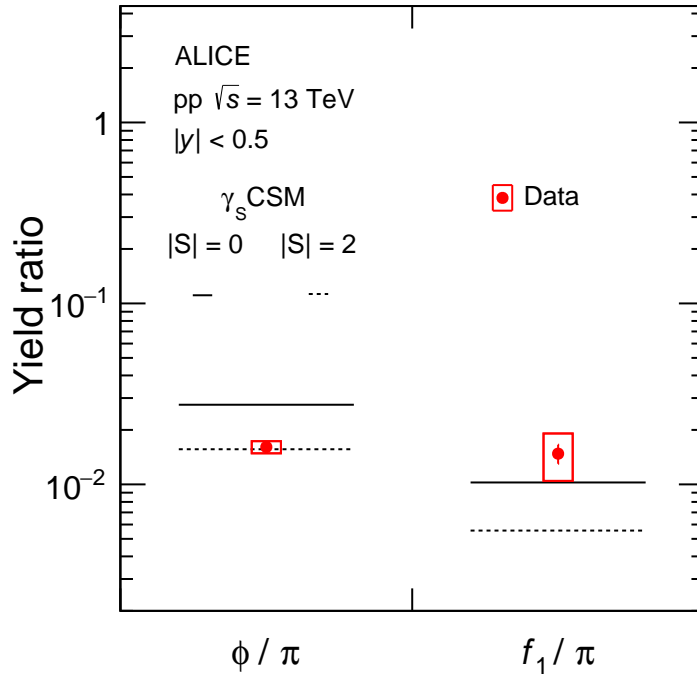


Figure 6: The transverse-momentum-integrated yield ratio of ϕ/π (left) [80] and f_1/π (right) measured in inelastic pp collisions at $\sqrt{s} = 13$ TeV. The statistical and systematic uncertainties on the data points are shown as bars and boxes, respectively. The black solid and dotted lines represent the calculations from the γ_s CSM with different strangeness content of ϕ and f_1 mesons.

7 Summary

The ALICE Collaboration presents the first measurement of the f₁(1285) meson production in inelastic proton–proton collisions at $\sqrt{s} = 13$ TeV. This measurement spans a wide transverse momentum range from 1 to 12 GeV/c at midrapidity ($|y| < 0.5$). The mass of f₁(1285) reconstructed from the $K_S^0 K^\pm \pi^\mp$ decays is in good agreement with the world-average value within the uncertainties. Notably, the average transverse momentum of f₁(1285) aligns with the linear trend with mass observed for other mesons and it is higher, although compatible within 1σ of the systematic uncertainty, with the $\langle p_T \rangle$ of baryons of similar masses. Moreover, the γ_{CSM} of the f₁/ π p_T -integrated yield ratio, considering no strange quarks inside f₁(1285), agrees with the ALICE data within 1σ . However, it deviates by $\sim 2\sigma$ when assuming the presence of one strange and one anti-strange quark. These observations suggest that the state of f₁(1285) is a conventional meson, which disfavors the tetraquark hypothesis and aligns with the findings of the LHCb Collaboration. With larger data samples available in Run 3 and Run 4, combined with the improved tracking efficiency of the upgraded ITS detector, it may become feasible to reconstruct the f₁(1285) meson at low transverse momentum (< 1 GeV/c), thereby improving the significance of future analyses. Additionally, future studies of the elliptic flow of f₁(1285) and femtoscopy measurements in the $K^* \bar{K}$ coupled channel, using the large data samples from Run 3 and the upcoming Run 4, may help to distinguish the di-quark or molecular nature of f₁(1285).

Acknowledgements

The ALICE Collaboration would like to thank all its engineers and technicians for their invaluable contributions to the construction of the experiment and the CERN accelerator teams for the outstanding performance of the LHC complex. The ALICE Collaboration gratefully acknowledges the resources and support provided by all Grid centres and the Worldwide LHC Computing Grid (WLCG) collaboration. The ALICE Collaboration acknowledges the following funding agencies for their support in building and running the ALICE detector: A. I. Alikhanyan National Science Laboratory (Yerevan Physics Institute) Foundation (ANSL), State Committee of Science and World Federation of Scientists (WFS), Armenia; Austrian Academy of Sciences, Austrian Science Fund (FWF): [M 2467-N36] and Nationalstiftung für Forschung, Technologie und Entwicklung, Austria; Ministry of Communications and High Technologies, National Nuclear Research Center, Azerbaijan; Conselho Nacional de Desenvolvimento Científico e Tecnológico (CNPq), Financiadora de Estudos e Projetos (Finep), Fundação de Amparo à Pesquisa do Estado de São Paulo (FAPESP) and Universidade Federal do Rio Grande do Sul (UFRGS), Brazil; Bulgarian Ministry of Education and Science, within the National Roadmap for Research Infrastructures 2020-2027 (object CERN), Bulgaria; Ministry of Education of China (MOEC), Ministry of Science & Technology of China (MSTC) and National Natural Science Foundation of China (NSFC), China; Ministry of Science and Education and Croatian Science Foundation, Croatia; Centro de Aplicaciones Tecnológicas y Desarrollo Nuclear (CEADEN), Cubaenergía, Cuba; Ministry of Education, Youth and Sports of the Czech Republic, Czech Republic; The Danish Council for Independent Research | Natural Sciences, the VILLUM FONDEN and Danish National Research Foundation (DNRF), Denmark; Helsinki Institute of Physics (HIP), Finland; Commissariat à l’Energie Atomique (CEA) and Institut National de Physique Nucléaire et de Physique des Particules (IN2P3) and Centre National de la Recherche Scientifique (CNRS), France; Bundesministerium für Bildung und Forschung (BMBF) and GSI Helmholtzzentrum für Schwerionenforschung GmbH, Germany; General Secretariat for Research and Technology, Ministry of Education, Research and Religions, Greece; National Research, Development and Innovation Office, Hungary; Department of Atomic Energy Government of India (DAE), Department of Science and Technology, Government of India (DST), University Grants Commission, Government of India (UGC) and Council of Scientific and Industrial Research (CSIR), India; National Research and Innovation Agency - BRIN, Indonesia; Istituto Nazionale di Fisica Nucleare (INFN), Italy; Japanese Ministry of Education, Culture, Sports, Science and Technology (MEXT) and Japan Society

for the Promotion of Science (JSPS) KAKENHI, Japan; Consejo Nacional de Ciencia (CONACYT) y Tecnología, through Fondo de Cooperación Internacional en Ciencia y Tecnología (FONCICYT) and Dirección General de Asuntos del Personal Académico (DGAPA), Mexico; Nederlandse Organisatie voor Wetenschappelijk Onderzoek (NWO), Netherlands; The Research Council of Norway, Norway; Pontificia Universidad Católica del Perú, Peru; Ministry of Science and Higher Education, National Science Centre and WUT ID-UB, Poland; Korea Institute of Science and Technology Information and National Research Foundation of Korea (NRF), Republic of Korea; Ministry of Education and Scientific Research, Institute of Atomic Physics, Ministry of Research and Innovation and Institute of Atomic Physics and Universitatea Nationala de Stiinta si Tehnologie Politehnica Bucuresti, Romania; Ministry of Education, Science, Research and Sport of the Slovak Republic, Slovakia; National Research Foundation of South Africa, South Africa; Swedish Research Council (VR) and Knut & Alice Wallenberg Foundation (KAW), Sweden; European Organization for Nuclear Research, Switzerland; Suranaree University of Technology (SUT), National Science and Technology Development Agency (NSTDA) and National Science, Research and Innovation Fund (NSRF via PMU-B B05F650021), Thailand; Turkish Energy, Nuclear and Mineral Research Agency (TENMAK), Turkey; National Academy of Sciences of Ukraine, Ukraine; Science and Technology Facilities Council (STFC), United Kingdom; National Science Foundation of the United States of America (NSF) and United States Department of Energy, Office of Nuclear Physics (DOE NP), United States of America. In addition, individual groups or members have received support from: Czech Science Foundation (grant no. 23-07499S), Czech Republic; FORTE project, reg. no. CZ.02.01.01/00/22_008/0004632, Czech Republic, co-funded by the European Union, Czech Republic; European Research Council (grant no. 950692), European Union; ICSC - Centro Nazionale di Ricerca in High Performance Computing, Big Data and Quantum Computing, European Union - NextGenerationEU; Academy of Finland (Center of Excellence in Quark Matter) (grant nos. 346327, 346328), Finland.

References

- [1] **Belle** Collaboration, S. K. Choi *et al.*, “Observation of a narrow charmonium-like state in exclusive $B^\pm \rightarrow K^\pm \pi^+ \pi^- J/\psi$ decays”, *Phys. Rev. Lett.* **91** (2003) 262001, arXiv:hep-ex/0309032.
- [2] **Belle** Collaboration, S. K. Choi *et al.*, “Observation of a resonance-like structure in the $\pi^\pm \psi'$ mass distribution in exclusive $B \rightarrow K \pi^\pm \psi'$ decays”, *Phys. Rev. Lett.* **100** (2008) 142001, arXiv:0708.1790 [hep-ex].
- [3] **BESIII** Collaboration, M. Ablikim *et al.*, “Observation of a Charged Charmoniumlike Structure in $e^+ e^- \rightarrow \pi^+ \pi^- J/\psi$ at $\sqrt{s}=4.26$ GeV”, *Phys. Rev. Lett.* **110** (2013) 252001, arXiv:1303.5949 [hep-ex].
- [4] **CMS** Collaboration, S. Chatrchyan *et al.*, “Observation of a Peaking Structure in the $J/\psi\phi$ Mass Spectrum from $B^\pm \rightarrow J/\psi\phi K^\pm$ Decays”, *Phys. Lett. B* **734** (2014) 261–281, arXiv:1309.6920 [hep-ex].
- [5] **LHCb** Collaboration, R. Aaij *et al.*, “Observation of the resonant character of the $Z(4430)^-$ state”, *Phys. Rev. Lett.* **112** (2014) 222002, arXiv:1404.1903 [hep-ex].
- [6] **LHCb** Collaboration, R. Aaij *et al.*, “Observation of a narrow pentaquark state, $P_c(4312)^+$, and of two-peak structure of the $P_c(4450)^+$ ”, *Phys. Rev. Lett.* **122** (2019) 222001, arXiv:1904.03947 [hep-ex].
- [7] **LHCb** Collaboration, R. Aaij *et al.*, “Evidence for a new structure in the $J/\psi p$ and $J/\psi \bar{p}$ systems in $B_s^0 \rightarrow J/\psi p \bar{p}$ decays”, *Phys. Rev. Lett.* **128** (2022) 062001, arXiv:2108.04720 [hep-ex].

- [8] **ALICE** Collaboration, S. Acharya *et al.*, “ $K_S^0 K_S^0$ and $K_S^0 K^\pm$ femtoscopy in pp collisions at $\sqrt{s} = 5.02$ and 13 TeV”, *Phys. Lett. B* **833** (2022) 137335, arXiv:2111.06611 [nucl-ex].
- [9] **ALICE** Collaboration, S. Acharya *et al.*, “Investigating the nature of the $K_0^*(700)$ state with $\pi^\pm K_S^0$ correlations at the LHC”, *Phys. Lett. B* **856** (2024) 138915, arXiv:2312.12830 [hep-ex].
- [10] M. Gell-Mann, “A Schematic Model of Baryons and Mesons”, *Phys. Lett.* **8** (1964) 214–215.
- [11] G. Zweig, “An SU(3) model for strong interaction symmetry and its breaking. Version 2”, <https://cds.cern.ch/record/570209>.
- [12] R. L. Jaffe, “Multi-Quark Hadrons. 1. The Phenomenology of (2 Quark 2 anti-Quark) Mesons”, *Phys. Rev. D* **15** (1977) 267.
- [13] H. J. Lipkin, “New Possibilities for Exotic Hadrons: Anticharmed Strange Baryons”, *Phys. Lett. B* **195** (1987) 484–488.
- [14] **Particle Data Group** Collaboration, R. L. Workman *et al.*, “Review of Particle Physics”, *PTEP* **2022** (2022) 083C01.
- [15] D. H. Miller, S. U. Chung, O. I. Dahl, R. I. Hess, L. M. Hardy, and J. Kirz, “ $K\bar{K}\pi$ Resonance at 1280 MeV”, *Phys. Rev. Lett.* **14** (1965) 1074.
- [16] C. d’Andlauer, J. Barlow, and A. M. Adamson, “Evidence for a Nonstrange Meson of Mass 1290 MeV”, *Phys. Lett.* **17** (1965) 347.
- [17] **WA102** Collaboration, D. Barberis *et al.*, “A Study of the $K\bar{K}\pi$ channel produced centrally in p p interactions at 450 GeV/c”, *Phys. Lett. B* **413** (1997) 225–231, arXiv:hep-ex/9707022.
- [18] **WA76, Athens-Bari-Birmingham-CERN-College de France** Collaboration, T. A. Armstrong *et al.*, “Study of the $\eta\pi^+\pi^-$ system centrally produced in the reaction p p \rightarrow p_(f) ($\eta\pi^+\pi^-$) p_(s) at 300 GeV/c”, *Z. Phys. C* **52** (1991) 389–396.
- [19] **E690** Collaboration, M. Sosa *et al.*, “Spin parity analysis of the centrally produced $K_S^0 K^\pm \pi^\mp$ system at 800-GeV/c”, *Phys. Rev. Lett.* **83** (1999) 913–916.
- [20] **L3** Collaboration, M. Acciarri *et al.*, “Light resonances in $K_S^0 K^\pm \pi^\mp$ and $\eta\pi^+\pi^-$ final states in $\gamma\gamma$ collisions at LEP”, *Phys. Lett. B* **501** (2001) 1–11, arXiv:hep-ex/0011035.
- [21] **L3** Collaboration, P. Achard *et al.*, “f₁(1285) formation in two photon collisions at LEP”, *Phys. Lett. B* **526** (2002) 269–277, arXiv:hep-ex/0110073.
- [22] **DELPHI** Collaboration, J. Abdallah *et al.*, “Measurement of inclusive f₁(1285) and f₁(1420) production in Z decays with the DELPHI detector”, *Phys. Lett. B* **569** (2003) 129–139, arXiv:hep-ex/0309057.
- [23] **CLAS** Collaboration, R. Dickson *et al.*, “Photoproduction of the f₁(1285) Meson”, *Phys. Rev. C* **93** (2016) 065202, arXiv:1604.07425 [nucl-ex].
- [24] **LHCb** Collaboration, R. Aaij *et al.*, “Observation of $\bar{B}_{(s)} \rightarrow J/\psi f_1(1285)$ Decays and Measurement of the f₁(1285) Mixing Angle”, *Phys. Rev. Lett.* **112** (2014) 091802, arXiv:1310.2145 [hep-ex].
- [25] F. Aceti, J.-J. Xie, and E. Oset, “The $K\bar{K}\pi$ decay of the f₁(1285) and its nature as a $K^*\bar{K} - cc$ molecule”, *Phys. Lett. B* **750** (2015) 609–614, arXiv:1505.06134 [hep-ph].

- [26] A. A. Osipov, A. A. Pivovarov, and M. K. Volkov, “The anomalous decay $f_1(1285) \rightarrow \rho\gamma$ and related processes”, *Phys. Rev. D* **96** (2017) 054012, arXiv:1705.05711 [hep-ph].
- [27] Y. Kanada-En’yo, O. Morimatsu, and T. Nishikawa, “Axial vector tetraquark with $S = +2$ ”, *Phys. Rev. D* **71** (2005) 094005, arXiv:hep-ph/0502042.
- [28] F. E. Close and A. Kirk, “Implications of the glueball q anti- q filter on the 1^{++} nonet”, *Z. Phys. C* **76** (1997) 469–474, arXiv:hep-ph/9706543.
- [29] P. G. Moreira and M. L. L. da Silva, “Investigating the glue content of $f_1(1285)$ ”, *Nucl. Phys. A* **992** (2019) 121641, arXiv:1712.04783 [hep-ph].
- [30] **ExHIC** Collaboration, S. Cho *et al.*, “Studying Exotic Hadrons in Heavy Ion Collisions”, *Phys. Rev. C* **84** (2011) 064910, arXiv:1107.1302 [nucl-th].
- [31] V. Vovchenko, B. Dönigus, and H. Stoecker, “Canonical statistical model analysis of pp, p–Pb, and Pb–Pb collisions at energies available at the CERN Large Hadron Collider”, *Phys. Rev. C* **100** (2019) 054906, arXiv:1906.03145 [hep-ph].
- [32] **ALICE** Collaboration, S. Acharya *et al.*, “ $f_0(980)$ production in inelastic pp collisions at $\sqrt{s} = 5.02$ TeV”, *Phys. Lett. B* **846** (2023) 137644, arXiv:2206.06216 [nucl-ex].
- [33] **STAR** Collaboration, K. H. Ackermann *et al.*, “Elliptic flow in Au+Au collisions at $\sqrt{s_{NN}} = 130$ GeV”, *Phys. Rev. Lett.* **86** (2001) 402–407, arXiv:nucl-ex/0009011.
- [34] **STAR** Collaboration, J. Adams *et al.*, “Experimental and theoretical challenges in the search for the quark gluon plasma: The STAR Collaboration’s critical assessment of the evidence from RHIC collisions”, *Nucl. Phys. A* **757** (2005) 102–183, arXiv:nucl-ex/0501009.
- [35] **STAR** Collaboration, J. Adams *et al.*, “Evidence from d+Au measurements for final state suppression of high p_T hadrons in Au+Au collisions at RHIC”, *Phys. Rev. Lett.* **91** (2003) 072304, arXiv:nucl-ex/0306024.
- [36] **STAR** Collaboration, C. Adler *et al.*, “Disappearance of back-to-back high p_T hadron correlations in central Au+Au collisions at $\sqrt{s_{NN}} = 200$ GeV”, *Phys. Rev. Lett.* **90** (2003) 082302, arXiv:nucl-ex/0210033.
- [37] **STAR** Collaboration, J. Adams *et al.*, “Particle type dependence of azimuthal anisotropy and nuclear modification of particle production in Au+Au collisions at $\sqrt{s_{NN}} = 200$ GeV”, *Phys. Rev. Lett.* **92** (2004) 052302, arXiv:nucl-ex/0306007.
- [38] **PHENIX** Collaboration, K. Adcox *et al.*, “Suppression of hadrons with large transverse momentum in central Au+Au collisions at $\sqrt{s_{NN}} = 130$ GeV”, *Phys. Rev. Lett.* **88** (2002) 022301, arXiv:nucl-ex/0109003.
- [39] **PHENIX** Collaboration, K. Adcox *et al.*, “Formation of dense partonic matter in relativistic nucleus-nucleus collisions at RHIC: Experimental evaluation by the PHENIX collaboration”, *Nucl. Phys. A* **757** (2005) 184–283, arXiv:nucl-ex/0410003.
- [40] **BRAHMS** Collaboration, I. Arsene *et al.*, “Quark gluon plasma and color glass condensate at RHIC? The Perspective from the BRAHMS experiment”, *Nucl. Phys. A* **757** (2005) 1–27, arXiv:nucl-ex/0410020.
- [41] **PHOBOS** Collaboration, B. B. Back *et al.*, “The PHOBOS perspective on discoveries at RHIC”, *Nucl. Phys. A* **757** (2005) 28–101, arXiv:nucl-ex/0410022.

- [42] **ALICE** Collaboration, S. Acharya *et al.*, “The ALICE experiment: a journey through QCD”, *Eur. Phys. J. C* **84** (2024) 813, arXiv:2211.04384 [nucl-ex].
- [43] **ALICE** Collaboration, K. Aamodt *et al.*, “Elliptic flow of charged particles in Pb–Pb collisions at 2.76 TeV”, *Phys. Rev. Lett.* **105** (2010) 252302, arXiv:1011.3914 [nucl-ex].
- [44] **ALICE** Collaboration, K. Aamodt *et al.*, “Suppression of Charged Particle Production at Large Transverse Momentum in Central Pb–Pb Collisions at $\sqrt{s_{\text{NN}}}=2.76$ TeV”, *Phys. Lett. B* **696** (2011) 30–39, arXiv:1012.1004 [nucl-ex].
- [45] **ALICE** Collaboration, K. Aamodt *et al.*, “Higher harmonic anisotropic flow measurements of charged particles in Pb–Pb collisions at $\sqrt{s_{\text{NN}}}=2.76$ TeV”, *Phys. Rev. Lett.* **107** (2011) 032301, arXiv:1105.3865 [nucl-ex].
- [46] U. W. Heinz, “The Strongly coupled quark-gluon plasma created at RHIC”, *J. Phys. A* **42** (2009) 214003, arXiv:0810.5529 [nucl-th].
- [47] T. Niida and Y. Miake, “Signatures of QGP at RHIC and the LHC”, *AAPPS Bull.* **31** (2021) 12, arXiv:2104.11406 [nucl-ex].
- [48] J. E. Bernhard, J. S. Moreland, and S. A. Bass, “Bayesian estimation of the specific shear and bulk viscosity of quark–gluon plasma”, *Nature Phys.* **15** (2019) 1113–1117.
- [49] **HotQCD** Collaboration, A. Bazavov *et al.*, “Chiral crossover in QCD at zero and non-zero chemical potentials”, *Phys. Lett. B* **795** (2019) 15–21, arXiv:1812.08235 [hep-lat].
- [50] **ALICE** Collaboration, S. Acharya *et al.*, “ $K^*(892)^\pm$ resonance production in Pb–Pb collisions at $\sqrt{s_{\text{NN}}}=5.02$ TeV”, *Phys. Rev. C* **109** (2024) 044902, arXiv:2308.16119 [nucl-ex].
- [51] **ALICE** Collaboration, K. Aamodt *et al.*, “Two-pion Bose-Einstein correlations in central Pb–Pb collisions at $\sqrt{s_{\text{NN}}}=2.76$ TeV”, *Phys. Lett. B* **696** (2011) 328–337, arXiv:1012.4035 [nucl-ex].
- [52] **ALICE** Collaboration, S. Acharya *et al.*, “Production of $K^*(892)^0$ and $\phi(1020)$ in pp and Pb–Pb collisions at $\sqrt{s_{\text{NN}}}=5.02$ TeV”, *Phys. Rev. C* **106** (2022) 034907, arXiv:2106.13113 [nucl-ex].
- [53] **ALICE** Collaboration, B. Abelev *et al.*, “ $K^*(892)^0$ and $\phi(1020)$ production in Pb–Pb collisions at $\sqrt{s_{\text{NN}}}=2.76$ TeV”, *Phys. Rev. C* **91** (2015) 024609, arXiv:1404.0495 [nucl-ex].
- [54] **NA49** Collaboration, C. Alt *et al.*, “Energy dependence of ϕ meson production in central Pb+Pb collisions at $\sqrt{s_{\text{NN}}}=6$ to 17 GeV”, *Phys. Rev. C* **78** (2008) 044907, arXiv:0806.1937 [nucl-ex].
- [55] **NA49** Collaboration, S. V. Afanasiev *et al.*, “Production of ϕ mesons in p+p, p+Pb and central Pb+Pb collisions at $E(\text{beam})=158$ A GeV”, *Phys. Lett. B* **491** (2000) 59–66.
- [56] **NA49** Collaboration, T. Anticic *et al.*, “ $K^*(892)^0$ and $\bar{K}^*(892)^0$ production in central Pb+Pb, Si+Si, C+C and inelastic p+p collisions at 158 A GeV”, *Phys. Rev. C* **84** (2011) 064909, arXiv:1105.3109 [nucl-ex].
- [57] **PHENIX** Collaboration, A. Adare *et al.*, “Measurement of K_S^0 and K^{*0} in p+p, d+Au, and Cu+Cu collisions at $\sqrt{s_{\text{NN}}}=200$ GeV”, *Phys. Rev. C* **90** (2014) 054905, arXiv:1405.3628 [nucl-ex].
- [58] **PHENIX** Collaboration, N. J. Abdulameer *et al.*, “Measurement of ϕ -meson production in Cu+Au collisions at $\sqrt{s_{\text{NN}}}=200$ GeV and U+U collisions at $\sqrt{s_{\text{NN}}}=193$ GeV”, *Phys. Rev. C* **107** (2023) 014907, arXiv:2207.10745 [nucl-ex].

- [59] **PHENIX** Collaboration, U. Acharya *et al.*, “Study of ϕ meson production in p+Al, p+Au, d+Au, and $^3\text{He}+\text{Au}$ collisions at $\sqrt{s_{\text{NN}}} = 200$ GeV”, *Phys. Rev. C* **106** (2022) 014908, arXiv:2203.06087 [nucl-ex].
- [60] **PHENIX** Collaboration, S. S. Adler *et al.*, “Production of ϕ mesons at mid-rapidity in $\sqrt{s_{\text{NN}}} = 200$ GeV Au+Au collisions at RHIC”, *Phys. Rev. C* **72** (2005) 014903, arXiv:nucl-ex/0410012.
- [61] **STAR** Collaboration, B. I. Abelev *et al.*, “Energy and system size dependence of ϕ meson production in Cu+Cu and Au+Au collisions”, *Phys. Lett. B* **673** (2009) 183–191, arXiv:0810.4979 [nucl-ex].
- [62] **STAR** Collaboration, B. I. Abelev *et al.*, “Measurements of ϕ meson production in relativistic heavy-ion collisions at RHIC”, *Phys. Rev. C* **79** (2009) 064903, arXiv:0809.4737 [nucl-ex].
- [63] **STAR** Collaboration, C. Adler *et al.*, “ $\text{K}^*(892)^0$ production in relativistic heavy ion collisions at $\sqrt{s_{\text{NN}}} = 130$ GeV”, *Phys. Rev. C* **66** (2002) 061901, arXiv:nucl-ex/0205015.
- [64] **STAR** Collaboration, J. Adams *et al.*, “ $\text{K}^*(892)$ resonance production in Au+Au and p+p collisions at $\sqrt{s_{\text{NN}}} = 200$ GeV at STAR”, *Phys. Rev. C* **71** (2005) 064902, arXiv:nucl-ex/0412019.
- [65] **STAR** Collaboration, M. M. Aggarwal *et al.*, “ K^{*0} production in Cu+Cu and Au+Au collisions at $\sqrt{s_{\text{NN}}} = 62.4$ GeV and 200 GeV”, *Phys. Rev. C* **84** (2011) 034909, arXiv:1006.1961 [nucl-ex].
- [66] P. Gubler, T. Kunihiro, and S. H. Lee, “A novel probe of chiral restoration in nuclear medium”, *Phys. Lett. B* **767** (2017) 336–340, arXiv:1608.05141 [nucl-th].
- [67] R. Rapp and J. Wambach, “Chiral symmetry restoration and dileptons in relativistic heavy ion collisions”, *Adv. Nucl. Phys.* **25** (2000) 1, arXiv:hep-ph/9909229.
- [68] H. Sung, S. Cho, C. M. Ko, S. H. Lee, and S. Lim, “ K_1/K^* enhancement in heavy-ion collisions and the restoration of chiral symmetry”, *Phys. Rev. C* **109** (2024) 044911, arXiv:2310.11434 [nucl-th].
- [69] **ALICE** Collaboration, K. Aamodt *et al.*, “The ALICE experiment at the CERN LHC”, *JINST* **3** (2008) S08002.
- [70] **ALICE** Collaboration, B. Abelev *et al.*, “Performance of the ALICE Experiment at the CERN LHC”, *Int. J. Mod. Phys. A* **29** (2014) 1430044, arXiv:1402.4476 [nucl-ex].
- [71] **ALICE** Collaboration, K. Aamodt *et al.*, “Alignment of the ALICE Inner Tracking System with cosmic-ray tracks”, *JINST* **5** (2010) P03003, arXiv:1001.0502 [physics.ins-det].
- [72] J. Alme *et al.*, “The ALICE TPC, a large 3-dimensional tracking device with fast readout for ultra-high multiplicity events”, *Nucl. Instrum. Meth. A* **622** (2010) 316–367, arXiv:1001.1950 [physics.ins-det].
- [73] **ALICE** Collaboration, G. Dellacasa *et al.*, “ALICE technical design report of the time-of-flight system (TOF)”, *CERN-LHCC-2000-012* 165.
- [74] **ALICE** Collaboration, P. Cortese *et al.*, “ALICE: Addendum to the technical design report of the time of flight system (TOF)”, *CERN-LHCC-2002-016* 144.
- [75] **ALICE** Collaboration, E. Abbas *et al.*, “Performance of the ALICE VZERO system”, *JINST* **8** (2013) P10016, arXiv:1306.3130 [nucl-ex].

- [76] **ALICE** Collaboration, S. Acharya *et al.*, “Multiplicity dependence of (multi-)strange hadron production in proton-proton collisions at $\sqrt{s} = 13$ TeV”, *Eur. Phys. J. C* **80** (2020) 167, arXiv:1908.01861 [nucl-ex].
- [77] **ALICE** Collaboration, S. Acharya *et al.*, “ALICE 2016-2017-2018 luminosity determination for pp collisions at $\sqrt{s} = 13$ TeV”, *ALICE-PUBLIC-2021-005* (2021) 24.
- [78] **ALICE** Collaboration, B. Abelev *et al.*, “Technical Design Report for the Upgrade of the ALICE Inner Tracking System”, *J. Phys. G* **41** (2014) 087002.
- [79] **ALICE** Collaboration, S. Acharya *et al.*, “Multiplicity dependence of $K^*(892)^0$ and $\phi(1020)$ production in pp collisions at $\sqrt{s} = 13$ TeV”, *Phys. Lett. B* **807** (2020) 135501, arXiv:1910.14397 [nucl-ex].
- [80] **ALICE** Collaboration, S. Acharya *et al.*, “Production of light-flavor hadrons in pp collisions at $\sqrt{s} = 7$ and $\sqrt{s} = 13$ TeV”, *Eur. Phys. J. C* **81** (2021) 256, arXiv:2005.11120 [nucl-ex].
- [81] **ALICE** Collaboration, S. Acharya *et al.*, “Measurement of $K^*(892)^\pm$ production in inelastic pp collisions at the LHC”, *Phys. Lett. B* **828** (2022) 137013, arXiv:2105.05760 [nucl-ex].
- [82] **ALICE** Collaboration, B. B. Abelev *et al.*, “Multiplicity Dependence of π , K, p and Λ production in p–Pb Collisions at $\sqrt{s_{NN}} = 5.02$ TeV”, *Phys. Lett. B* **728** (2014) 25–38, arXiv:1307.6796 [nucl-ex].
- [83] V. R. Debastiani, F. Aceti, W.-H. Liang, and E. Oset, “Revising the $f_1(1420)$ resonance”, *Phys. Rev. D* **95** (2017) 034015, arXiv:1611.05383 [hep-ph].
- [84] **ALICE** Collaboration, S. Acharya *et al.*, “Evidence of rescattering effect in Pb–Pb collisions at the LHC through production of $K^*(892)^0$ and $\phi(1020)$ mesons”, *Phys. Lett. B* **802** (2020) 135225, arXiv:1910.14419 [nucl-ex].
- [85] P. Skands, S. Carrazza, and J. Rojo, “Tuning PYTHIA 8.1: the Monash 2013 Tune”, *Eur. Phys. J. C* **74** (2014) 3024, arXiv:1404.5630 [hep-ph].
- [86] R. Brun *et al.*, *GEANT Detector Description and Simulation Tool*. CERN, Geneva, 1993. <https://cds.cern.ch/record/1082634>. Long Writeup W5013.
- [87] C. Tsallis, “Possible Generalization of Boltzmann-Gibbs Statistics”, *J. Statist. Phys.* **52** (1988) 479–487.
- [88] E. Schnedermann, J. Sollfrank, and U. W. Heinz, “Thermal phenomenology of hadrons from 200-A/GeV S+S collisions”, *Phys. Rev. C* **48** (1993) 2462–2475, arXiv:nucl-th/9307020.
- [89] **ALICE** Collaboration, S. Acharya *et al.*, “Multiplicity-dependent production of $\Sigma(1385)^\pm$ and $\Xi(1530)^0$ in pp collisions at $\sqrt{s} = 13$ TeV”, *JHEP* **05** (2024) 317, arXiv:2308.16116 [nucl-ex].
- [90] **ALICE** Collaboration, S. Acharya *et al.*, “Measurements of chemical potentials in Pb-Pb collisions at $\sqrt{s_{NN}} = 5.02$ TeV”, arXiv:2311.13332 [nucl-ex].

A The ALICE Collaboration

S. Acharya ¹²⁷, A. Agarwal ¹³⁵, G. Aglieri Rinella ³², L. Aglietta ²⁴, M. Agnello ²⁹, N. Agrawal ²⁵, Z. Ahammed ¹³⁵, S. Ahmad ¹⁵, S.U. Ahn ⁷¹, I. Ahuja ³⁷, A. Akindinov ¹⁴¹, V. Akishina ³⁸, M. Al-Turany ⁹⁷, D. Aleksandrov ¹⁴¹, B. Alessandro ⁵⁶, H.M. Alfanda ⁶, R. Alfaro Molina ⁶⁷, B. Ali ¹⁵, A. Alici ²⁵, N. Alizadehvandchali ¹¹⁶, A. Alkin ¹⁰⁴, J. Alme ²⁰, G. Alocco ^{24,52}, T. Alt ⁶⁴, A.R. Altamura ⁵⁰, I. Altsybeev ⁹⁵, J.R. Alvarado ⁴⁴, C.O.R. Alvarez ⁴⁴, M.N. Anaam ⁶, C. Andrei ⁴⁵, N. Andreou ¹¹⁵, A. Andronic ¹²⁶, E. Andronov ¹⁴¹, V. Anguelov ⁹⁴, F. Antinori ⁵⁴, P. Antonioli ⁵¹, N. Apadula ⁷⁴, L. Aphecetche ¹⁰³, H. Appelshäuser ⁶⁴, C. Arata ⁷³, S. Arcelli ²⁵, R. Arnaldi ⁵⁶, J.G.M.C.A. Arneiro ¹¹⁰, I.C. Arsene ¹⁹, M. Arslanok ¹³⁸, A. Augustinus ³², R. Averbeck ⁹⁷, D. Averyanov ¹⁴¹, M.D. Azmi ¹⁵, H. Baba ¹²⁴, A. Badalà ⁵³, J. Bae ¹⁰⁴, Y.W. Baek ⁴⁰, X. Bai ¹²⁰, R. Bailhache ⁶⁴, Y. Bailung ⁴⁸, R. Bala ⁹¹, A. Balbino ²⁹, A. Baldisseri ¹³⁰, B. Balis ², Z. Banoo ⁹¹, V. Barbasova ³⁷, F. Barile ³¹, L. Barioglio ⁵⁶, M. Barlou ⁷⁸, B. Barman ⁴¹, G.G. Barnaföldi ⁴⁶, L.S. Barnby ¹¹⁵, E. Barreau ¹⁰³, V. Barret ¹²⁷, L. Barreto ¹¹⁰, C. Bartels ¹¹⁹, K. Barth ³², E. Bartsch ⁶⁴, N. Bastid ¹²⁷, S. Basu ⁷⁵, G. Batigne ¹⁰³, D. Battistini ⁹⁵, B. Batyunya ¹⁴², D. Bauri ⁴⁷, J.L. Bazo Alba ¹⁰¹, I.G. Bearden ⁸³, C. Beattie ¹³⁸, P. Becht ⁹⁷, D. Behera ⁴⁸, I. Belikov ¹²⁹, A.D.C. Bell Hechavarria ¹²⁶, F. Bellini ²⁵, R. Bellwied ¹¹⁶, S. Belokurova ¹⁴¹, L.G.E. Beltran ¹⁰⁹, Y.A.V. Beltran ⁴⁴, G. Bencedi ⁴⁶, A. Bensaoula ¹¹⁶, S. Beole ²⁴, Y. Berdnikov ¹⁴¹, A. Berdnikova ⁹⁴, L. Bergmann ⁹⁴, M.G. Besoiu ⁶³, L. Betev ³², P.P. Bhaduri ¹³⁵, A. Bhasin ⁹¹, B. Bhattacharjee ⁴¹, L. Bianchi ²⁴, J. Bielčík ³⁵, J. Bielčíková ⁸⁶, A.P. Bigot ¹²⁹, A. Bilandzic ⁹⁵, G. Biro ⁴⁶, S. Biswas ⁴, N. Bize ¹⁰³, J.T. Blair ¹⁰⁸, D. Blau ¹⁴¹, M.B. Blidaru ⁹⁷, N. Bluhme ³⁸, C. Blume ⁶⁴, G. Boca ^{21,55}, F. Bock ⁸⁷, T. Bodova ²⁰, J. Bok ¹⁶, L. Boldizsár ⁴⁶, M. Bombara ³⁷, P.M. Bond ³², G. Bonomi ^{134,55}, H. Borel ¹³⁰, A. Borissov ¹⁴¹, A.G. Borquez Carcamo ⁹⁴, E. Botta ²⁴, Y.E.M. Bouziani ⁶⁴, L. Bratrud ⁶⁴, P. Braun-Munzinger ⁹⁷, M. Bregant ¹¹⁰, M. Broz ³⁵, G.E. Bruno ^{96,31}, V.D. Buchakchiev ³⁶, M.D. Buckland ⁸⁵, D. Budnikov ¹⁴¹, H. Buesching ⁶⁴, S. Bufalino ²⁹, P. Buhler ¹⁰², N. Burmasov ¹⁴¹, Z. Buthelezi ^{68,123}, A. Bylinkin ²⁰, S.A. Bysiak ¹⁰⁷, J.C. Cabanillas Noris ¹⁰⁹, M.F.T. Cabrera ¹¹⁶, M. Cai ⁶, H. Caines ¹³⁸, A. Caliva ²⁸, E. Calvo Villar ¹⁰¹, J.M.M. Camacho ¹⁰⁹, P. Camerini ²³, F.D.M. Canedo ¹¹⁰, S.L. Cantway ¹³⁸, M. Carabas ¹¹³, A.A. Carballo ³², F. Carnesecchi ³², R. Caron ¹²⁸, L.A.D. Carvalho ¹¹⁰, J. Castillo Castellanos ¹³⁰, M. Castoldi ³², F. Catalano ³², S. Cattaruzzi ²³, C. Ceballos Sanchez ⁷, R. Cerri ²⁴, I. Chakaberia ⁷⁴, P. Chakraborty ¹³⁶, S. Chandra ¹³⁵, S. Chapeland ³², M. Chartier ¹¹⁹, S. Chattopadhyay ¹³⁵, S. Chattopadhyay ¹³⁵, S. Chattopadhyay ⁹⁹, M. Chen ³⁹, T. Cheng ⁶, C. Cheshkov ¹²⁸, V. Chibante Barroso ³², D.D. Chinellato ¹⁰², E.S. Chizzali ^{II,95}, J. Cho ⁵⁸, S. Cho ⁵⁸, P. Chochula ³², Z.A. Chochulska ¹³⁶, D. Choudhury ⁴¹, P. Christakoglou ⁸⁴, C.H. Christensen ⁸³, P. Christiansen ⁷⁵, T. Chujo ¹²⁵, M. Ciacco ²⁹, C. Cicalo ⁵², M.R. Ciupek ⁹⁷, G. Clai ^{III,51}, F. Colamaria ⁵⁰, J.S. Colburn ¹⁰⁰, D. Colella ³¹, A. Colelli ³¹, M. Colocci ²⁵, M. Concas ³², G. Conesa Balbastre ⁷³, Z. Conesa del Valle ¹³¹, G. Contin ²³, J.G. Contreras ³⁵, M.L. Coquet ¹⁰³, P. Cortese ^{133,56}, M.R. Cosentino ¹¹², F. Costa ³², S. Costanza ^{21,55}, C. Cot ¹³¹, P. Crochet ¹²⁷, R. Cruz-Torres ⁷⁴, M.M. Czarnynoga ¹³⁶, A. Dainese ⁵⁴, G. Dange ³⁸, M.C. Danisch ⁹⁴, A. Danu ⁶³, P. Das ⁸⁰, S. Das ⁴, A.R. Dash ¹²⁶, S. Dash ⁴⁷, A. De Caro ²⁸, G. de Cataldo ⁵⁰, J. de Cuveland ³⁸, A. De Falco ²², D. De Gruttola ²⁸, N. De Marco ⁵⁶, C. De Martin ²³, S. De Pasquale ²⁸, R. Deb ¹³⁴, R. Del Grande ⁹⁵, L. Dello Stritto ³², W. Deng ⁶, K.C. Devereaux ¹⁸, P. Dhankher ¹⁸, D. Di Bari ³¹, A. Di Mauro ³², B. Di Ruzza ¹³², B. Diab ¹³⁰, R.A. Diaz ^{142,7}, T. Dietel ¹¹⁴, Y. Ding ⁶, J. Ditzel ⁶⁴, R. Divià ³², Ø. Djuvsland ²⁰, U. Dmitrieva ¹⁴¹, A. Dobrin ⁶³, B. Dönigus ⁶⁴, J.M. Dubinski ¹³⁶, A. Dubla ⁹⁷, P. Dupieux ¹²⁷, N. Dzalaiova ¹³, T.M. Eder ¹²⁶, R.J. Ehlers ⁷⁴, F. Eisenhut ⁶⁴, R. Ejima ⁹², D. Elia ⁵⁰, B. Erazmus ¹⁰³, F. Ercolessi ²⁵, B. Espagnon ¹³¹, G. Eulisse ³², D. Evans ¹⁰⁰, S. Evdokimov ¹⁴¹, L. Fabbietti ⁹⁵, M. Faggin ²³, J. Faivre ⁷³, F. Fan ⁶, W. Fan ⁷⁴, A. Fantoni ⁴⁹, M. Fasel ⁸⁷, A. Feliciello ⁵⁶, G. Feofilov ¹⁴¹, A. Fernández Téllez ⁴⁴, L. Ferrandi ¹¹⁰, M.B. Ferrer ³², A. Ferrero ¹³⁰, C. Ferrero ^{IV,56}, A. Ferretti ²⁴, V.J.G. Feuillard ⁹⁴, V. Filova ³⁵, D. Finogeev ¹⁴¹, F.M. Fionda ⁵², E. Flatland ³², F. Flor ^{138,116}, A.N. Flores ¹⁰⁸, S. Foertsch ⁶⁸, I. Fokin ⁹⁴, S. Fokin ¹⁴¹, U. Follo ^{IV,56}, E. Fragiaco ⁵⁷, E. Frajna ⁴⁶, U. Fuchs ³², N. Funicello ²⁸, C. Furget ⁷³, A. Furs ¹⁴¹, T. Fusayasu ⁹⁸, J.J. Gaardhøje ⁸³, M. Gagliardi ²⁴, A.M. Gago ¹⁰¹, T. Gahlaut ⁴⁷, C.D. Galvan ¹⁰⁹, S. Gami ⁸⁰, D.R. Gangadharan ¹¹⁶, P. Ganoti ⁷⁸, C. Garabatos ⁹⁷, J.M. García ⁴⁴, T. García Chávez ⁴⁴, E. García-Solis ⁹, C. Gargiulo ³², P. Gasik ⁹⁷, H.M. Gaur ³⁸, A. Gautam ¹¹⁸, M.B. Gay Ducati ⁶⁶, M. Germain ¹⁰³, R.A. Gernhaeuser ⁹⁵, C. Ghosh ¹³⁵, M. Giacalone ⁵¹, G. Gioachin ²⁹, S.K. Giri ¹³⁵, P. Giubellino ^{97,56}, P. Giubilato ²⁷, A.M.C. Glaenger ¹³⁰, P. Glässel ⁹⁴, E. Glimos ¹²², D.J.Q. Goh ⁷⁶, V. Gonzalez ¹³⁷, P. Gordeev ¹⁴¹, M. Gorgon ², K. Goswami ⁴⁸, S. Gotovac ³³, V. Grabski ⁶⁷,

L.K. Graczykowski¹³⁶, E. Grecka⁸⁶, A. Grelli⁵⁹, C. Grigoras³², V. Grigoriev¹⁴¹, S. Grigoryan^{142,1}, F. Grosa³², J.F. Grosse-Oetringhaus³², R. Grosso⁹⁷, D. Grund³⁵, N.A. Grunwald⁹⁴, G.G. Guardiano¹¹¹, R. Guernane⁷³, M. Guilbaud¹⁰³, K. Gulbrandsen⁸³, J.J.W.K. Gumprecht¹⁰², T. Gündem⁶⁴, T. Gunji¹²⁴, W. Guo⁶, A. Gupta⁹¹, R. Gupta⁹¹, R. Gupta⁴⁸, K. Gwizdziel¹³⁶, L. Gyulai⁴⁶, C. Hadjidakis¹³¹, F.U. Haider⁹¹, S. Haidlova³⁵, M. Haldar⁴, H. Hamagaki⁷⁶, Y. Han¹³⁹, B.G. Hanley¹³⁷, R. Hannigan¹⁰⁸, J. Hansen⁷⁵, M.R. Haque⁹⁷, J.W. Harris¹³⁸, A. Harton⁹, M.V. Hartung⁶⁴, H. Hassan¹¹⁷, D. Hatzifotiadou⁵¹, P. Hauer⁴², L.B. Havener¹³⁸, E. Hellbär³², H. Helstrup³⁴, M. Hemmer⁶⁴, T. Herman³⁵, S.G. Hernandez¹¹⁶, G. Herrera Corral⁸, S. Herrmann¹²⁸, K.F. Hetland³⁴, B. Heybeck⁶⁴, H. Hillemanns³², B. Hippolyte¹²⁹, I.P.M. Hobus⁸⁴, F.W. Hoffmann⁷⁰, B. Hofman⁵⁹, G.H. Hong¹³⁹, M. Horst⁹⁵, A. Horzyk², Y. Hou⁶, P. Hristov³², P. Huhn⁶⁴, L.M. Huhta¹¹⁷, T.J. Humanic⁸⁸, A. Hutson¹¹⁶, D. Hutter³⁸, M.C. Hwang¹⁸, R. Ilkaev¹⁴¹, M. Inaba¹²⁵, G.M. Innocenti³², M. Ippolitov¹⁴¹, A. Isakov⁸⁴, T. Isidori¹¹⁸, M.S. Islam⁹⁹, S. Iurchenko¹⁴¹, M. Ivanov⁹⁷, M. Ivanov¹³, V. Ivanov¹⁴¹, K.E. Iversen⁷⁵, M. Jablonski², B. Jacak^{18,74}, N. Jacazio²⁵, P.M. Jacobs⁷⁴, S. Jadlovská¹⁰⁶, J. Jadlovsky¹⁰⁶, S. Jaelani⁸², C. Jahnke¹¹⁰, M.J. Jakubowska¹³⁶, M.A. Janik¹³⁶, T. Janson⁷⁰, S. Ji¹⁶, S. Jia¹⁰, T. Jiang¹⁰, A.A.P. Jimenez⁶⁵, F. Jonas⁷⁴, D.M. Jones¹¹⁹, J.M. Jowett^{32,97}, J. Jung⁶⁴, M. Jung⁶⁴, A. Junique³², A. Jusko¹⁰⁰, J. Kaewjai¹⁰⁵, P. Kalinak⁶⁰, A. Kalweit³², A. Karasu Uysal^{V,72}, D. Karatovic⁸⁹, N. Karatzenis¹⁰⁰, O. Karavichev¹⁴¹, T. Karavicheva¹⁴¹, E. Karpechev¹⁴¹, M.J. Karwowska^{32,136}, U. Kebschull⁷⁰, R. Keidel¹⁴⁰, M. Keil³², B. Ketzer⁴², J. Keul⁶⁴, S.S. Khade⁴⁸, A.M. Khan¹²⁰, S. Khan¹⁵, A. Khanzadeev¹⁴¹, Y. Kharlov¹⁴¹, A. Khatun¹¹⁸, A. Khuntia³⁵, Z. Khuranova⁶⁴, B. Kileng³⁴, B. Kim¹⁰⁴, C. Kim¹⁶, D.J. Kim¹¹⁷, E.J. Kim⁶⁹, J. Kim¹³⁹, J. Kim⁵⁸, J. Kim^{32,69}, M. Kim¹⁸, S. Kim¹⁷, T. Kim¹³⁹, K. Kimura⁹², A. Kirkova³⁶, S. Kirsch⁶⁴, I. Kisel³⁸, S. Kiselev¹⁴¹, A. Kisiel¹³⁶, J.P. Kitowski², J.L. Klay⁵, J. Klein³², S. Klein⁷⁴, C. Klein-Bösing¹²⁶, M. Kleiner⁶⁴, T. Klemenz⁹⁵, A. Kluge³², C. Kobdaj¹⁰⁵, R. Kohara¹²⁴, T. Kollegger⁹⁷, A. Kondratyev¹⁴², N. Kondratyeva¹⁴¹, J. König⁶⁴, S.A. Königstorfer⁹⁵, P.J. Konopka³², G. Kornakov¹³⁶, M. Korwieser⁹⁵, S.D. Koryciak², C. Koster⁸⁴, A. Kotliarov⁸⁶, N. Kovacic⁸⁹, V. Kovalenko¹⁴¹, M. Kowalski¹⁰⁷, V. Kozuharov³⁶, G. Kozlov³⁸, I. Králik⁶⁰, A. Kravčáková³⁷, L. Krcal^{32,38}, M. Krivda^{100,60}, F. Krizek⁸⁶, K. Krizkova Gajdosova³², C. Krug⁶⁶, M. Krüger⁶⁴, D.M. Krupova³⁵, E. Kryshen¹⁴¹, V. Kučera⁵⁸, C. Kuhn¹²⁹, P.G. Kuijjer⁸⁴, T. Kumaoka¹²⁵, D. Kumar¹³⁵, L. Kumar⁹⁰, N. Kumar⁹⁰, S. Kumar⁵⁰, S. Kundu³², P. Kurashvili⁷⁹, A. Kurepin¹⁴¹, A.B. Kurepin¹⁴¹, A. Kuryakin¹⁴¹, S. Kushpil⁸⁶, V. Kuskov¹⁴¹, M. Kutyla¹³⁶, A. Kuznetsov¹⁴², M.J. Kweon⁵⁸, Y. Kwon¹³⁹, S.L. La Pointe³⁸, P. La Rocca²⁶, A. Lakrathok¹⁰⁵, M. Lamanna³², A.R. Landou⁷³, R. Langoy¹²¹, P. Larionov³², E. Laudi³², L. Lautner^{32,95}, R.A.N. Laveaga¹⁰⁹, R. Lavicka¹⁰², R. Lea^{134,55}, H. Lee¹⁰⁴, I. Legrand⁴⁵, G. Legras¹²⁶, J. Lehrbach³⁸, A.M. Lejeune³⁵, T.M. Lelek², R.C. Lemmon^{I,85}, I. León Monzón¹⁰⁹, M.M. Lesch⁹⁵, E.D. Lesser¹⁸, P. Lévai⁴⁶, M. Li⁶, P. Li¹⁰, X. Li¹⁰, B.E. Liang-gilman¹⁸, J. Lien¹²¹, R. Lietava¹⁰⁰, I. Likmeta¹¹⁶, B. Lim²⁴, S.H. Lim¹⁶, V. Lindenstruth³⁸, C. Lippmann⁹⁷, D.H. Liu⁶, J. Liu¹¹⁹, G.S.S. Liveraro¹¹¹, I.M. Lofnes²⁰, C. Loizides⁸⁷, S. Lokos¹⁰⁷, J. Lömker⁵⁹, X. Lopez¹²⁷, E. López Torres⁷, C. Lotteau¹²⁸, P. Lu^{97,120}, Z. Lu¹⁰, F.V. Lugo⁶⁷, J.R. Luhder¹²⁶, M. Lunardon²⁷, G. Luparello⁵⁷, Y.G. Ma³⁹, M. Mager³², A. Maire¹²⁹, E.M. Majerz², M.V. Makariev³⁶, M. Malaev¹⁴¹, G. Malfattore²⁵, N.M. Malik⁹¹, S.K. Malik⁹¹, L. Malinina^{I,VIII,142}, D. Mallick¹³¹, N. Mallick⁴⁸, G. Mandaglio^{30,53}, S.K. Mandal⁷⁹, A. Manea⁶³, V. Manko¹⁴¹, F. Manso¹²⁷, V. Manzari⁵⁰, Y. Mao⁶, R.W. Marcjan², G.V. Margagliotti²³, A. Margotti⁵¹, A. Marín⁹⁷, C. Markert¹⁰⁸, C.F.B. Marquez³¹, P. Martinengo³², M.I. Martínez⁴⁴, G. Martínez García¹⁰³, M.P.P. Martins¹¹⁰, S. Masciocchi⁹⁷, M. Maserà²⁴, A. Masoni⁵², L. Massacrier¹³¹, O. Massen⁵⁹, A. Mastroserio^{132,50}, O. Matonoha⁷⁵, S. Mattiazzi²⁷, A. Matyja¹⁰⁷, F. Mazzaschi^{32,24}, M. Mazzilli¹¹⁶, Y. Melikyan⁴³, M. Melo¹¹⁰, A. Menchaca-Rocha⁶⁷, J.E.M. Mendez⁶⁵, E. Meninno¹⁰², A.S. Menon¹¹⁶, M.W. Menzel^{32,94}, M. Meres¹³, Y. Miake¹²⁵, L. Micheletti³², D.L. Mihaylov⁹⁵, K. Mikhaylov^{142,141}, N. Minafra¹¹⁸, D. Miśkowiec⁹⁷, A. Modak¹³⁴, B. Mohanty⁸⁰, M. Mohisin Khan^{VI,15}, M.A. Molander⁴³, S. Monira¹³⁶, C. Mordasini¹¹⁷, D.A. Moreira De Godoy¹²⁶, I. Morozov¹⁴¹, A. Morsch³², T. Mrnjavac³², V. Muccifora⁴⁹, S. Muhuri¹³⁵, J.D. Mulligan⁷⁴, A. Mulliri²², M.G. Munhoz¹¹⁰, R.H. Munzer⁶⁴, H. Murakami¹²⁴, S. Murray¹¹⁴, L. Musa³², J. Musinsky⁶⁰, J.W. Myrcha¹³⁶, B. Naik¹²³, A.I. Nambrath¹⁸, B.K. Nandi⁴⁷, R. Nania⁵¹, E. Nappi⁵⁰, A.F. Nassirpour¹⁷, A. Nath⁹⁴, S. Nath¹³⁵, C. Nattrass¹²², M.N. Naydenov³⁶, A. Neagu¹⁹, A. Negru¹¹³, E. Nekrasova¹⁴¹, L. Nellen⁶⁵, R. Nepeivoda⁷⁵, S. Nese¹⁹, N. Nicassio⁵⁰, B.S. Nielsen⁸³, E.G. Nielsen⁸³, S. Nikolaev¹⁴¹, S. Nikulin¹⁴¹, V. Nikulin¹⁴¹, F. Noferini⁵¹, S. Noh¹², P. Nomokonov¹⁴²,

J. Norman¹¹⁹, N. Novitzky⁸⁷, P. Nowakowski¹³⁶, A. Nyanin¹⁴¹, J. Nystrand²⁰, S. Oh¹⁷,
 A. Ohlson⁷⁵, V.A. Okorokov¹⁴¹, J. Oleniacz¹³⁶, A. Onnerstad¹¹⁷, C. Oppedisano⁵⁶, A. Ortiz
 Velasquez⁶⁵, J. Otwinowski¹⁰⁷, M. Oya⁹², K. Oyama⁷⁶, Y. Pachmayer⁹⁴, S. Padhan⁴⁷,
 D. Pagano^{134,55}, G. Paic⁶⁵, S. Paisano-Guzmán⁴⁴, A. Palasciano⁵⁰, I. Panasenkov⁷⁵, S. Panebianco¹³⁰,
 C. Pantouvakis²⁷, H. Park¹²⁵, H. Park¹⁰⁴, J. Park¹²⁵, J.E. Parkkila³², Y. Patley⁴⁷, R.N. Patra⁵⁰,
 B. Paul¹³⁵, H. Pei⁶, T. Peitzmann⁵⁹, X. Peng¹¹, M. Pennisi²⁴, S. Perciballi²⁴, D. Peresunko¹⁴¹,
 G.M. Perez⁷, Y. Pestov¹⁴¹, M.T. Petersen⁸³, V. Petrov¹⁴¹, M. Petrovici⁴⁵, S. Piano⁵⁷, M. Pikna¹³,
 P. Pillot¹⁰³, O. Pinazza^{51,32}, L. Pinsky¹¹⁶, C. Pinto⁹⁵, S. Pisano⁴⁹, M. Płoskoń⁷⁴, M. Planinic⁸⁹,
 F. Pliquett⁶⁴, D.K. Plociennik², M.G. Poghosyan⁸⁷, B. Polichtchouk¹⁴¹, S. Politano²⁹, N. Poljak⁸⁹,
 A. Pop⁴⁵, S. Porteboeuf-Houssais¹²⁷, V. Pozdniakov^{1,142}, I.Y. Pozos⁴⁴, K.K. Pradhan⁴⁸,
 S.K. Prasad⁴, S. Prasad⁴⁸, R. Preghenella⁵¹, F. Prino⁵⁶, C.A. Pruneau¹³⁷, I. Pshenichnov¹⁴¹,
 M. Puccio³², S. Pucillo²⁴, S. Qiu⁸⁴, L. Quaglia²⁴, A.M.K. Radhakrishnan⁴⁸, S. Ragoni¹⁴,
 A. Rai¹³⁸, A. Rakotozafindrabe¹³⁰, L. Ramello^{133,56}, F. Rami¹²⁹, M. Rasa²⁶, S.S. Räsänen⁴³,
 R. Rath⁵¹, M.P. Rauch²⁰, I. Ravasenga³², K.F. Read^{87,122}, C. Reckziegel¹¹², A.R. Redelbach³⁸,
 K. Redlich^{VII,79}, C.A. Reetz⁹⁷, H.D. Regules-Medel⁴⁴, A. Rehman²⁰, F. Reidt³², H.A. Reme-Ness³⁴,
 K. Reygiers⁹⁴, A. Riabov¹⁴¹, V. Riabov¹⁴¹, R. Ricci²⁸, M. Richter²⁰, A.A. Riedel⁹⁵,
 W. Riegler³², A.G. Riffero²⁴, M. Rignanese²⁷, C. Ripoli²⁸, C. Ristea⁶³, M.V. Rodriguez³²,
 M. Rodríguez Cahuantzi⁴⁴, S.A. Rodríguez Ramírez⁴⁴, K. Røed¹⁹, R. Rogalev¹⁴¹, E. Rogochaya¹⁴²,
 T.S. Rogoschinski⁶⁴, D. Rohr³², D. Röhrich²⁰, S. Rojas Torres³⁵, P.S. Rokita¹³⁶, G. Romanenko²⁵,
 F. Ronchetti³², E.D. Rosas⁶⁵, K. Roslon¹³⁶, A. Rossi⁵⁴, A. Roy⁴⁸, S. Roy⁴⁷, N. Rubini^{51,25},
 J.A. Rudolph⁸⁴, D. Ruggiano¹³⁶, R. Rui²³, P.G. Russek², R. Russo⁸⁴, A. Rustamov⁸¹,
 E. Ryabinkin¹⁴¹, Y. Ryabov¹⁴¹, A. Rybicki¹⁰⁷, J. Ryu¹⁶, W. Rzesza¹³⁶, B. Sabiu⁵¹, S. Sadovsky¹⁴¹,
 J. Saetre²⁰, K. Šafařík³⁵, S. Saha⁸⁰, B. Sahoo⁴⁸, R. Sahoo⁴⁸, S. Sahoo⁶¹, D. Sahu⁴⁸, P.K. Sahu⁶¹,
 J. Saini¹³⁵, K. Sajdakova³⁷, S. Sakai¹²⁵, M.P. Salvan⁹⁷, S. Sambyal⁹¹, D. Samitz¹⁰², I. Sanna^{32,95},
 T.B. Saramela¹¹⁰, D. Sarkar⁸³, P. Sarma⁴¹, V. Sarritzu²², V.M. Sarti⁹⁵, M.H.P. Sas³², S. Sawan⁸⁰,
 E. Scapparone⁵¹, J. Schambach⁸⁷, H.S. Scheid⁶⁴, C. Schiaua⁴⁵, R. Schicker⁹⁴, F. Schlepper⁹⁴,
 A. Schmah⁹⁷, C. Schmidt⁹⁷, H.R. Schmidt⁹³, M.O. Schmidt³², M. Schmidt⁹³, N.V. Schmidt⁸⁷,
 A.R. Schmier¹²², R. Schotter^{102,129}, A. Schröter³⁸, J. Schukraft³², K. Schweda⁹⁷, G. Scioli²⁵,
 E. Scomparin⁵⁶, J.E. Seger¹⁴, Y. Sekiguchi¹²⁴, D. Sekihata¹²⁴, M. Selina⁸⁴, I. Selyuzhenkov⁹⁷,
 S. Senyukov¹²⁹, J.J. Seo⁹⁴, D. Serebryakov¹⁴¹, L. Serkin⁶⁵, L. Šerkšnytė⁹⁵, A. Sevcenco⁶³,
 T.J. Shaba⁶⁸, A. Shabetai¹⁰³, R. Shahoyan³², A. Shangaraev¹⁴¹, B. Sharma⁹¹, D. Sharma⁴⁷,
 H. Sharma⁵⁴, M. Sharma⁹¹, S. Sharma⁷⁶, S. Sharma⁹¹, U. Sharma⁹¹, A. Shatat¹³¹, O. Sheibani¹¹⁶,
 K. Shigaki⁹², M. Shimomura⁷⁷, J. Shin¹², S. Shirinkin¹⁴¹, Q. Shou³⁹, Y. Sibiriak¹⁴¹, S. Siddhanta⁵²,
 T. Siemiarczuk⁷⁹, T.F. Silva¹¹⁰, D. Silvermyr⁷⁵, T. Simantathammakul¹⁰⁵, R. Simeonov³⁶, B. Singh⁹¹,
 B. Singh⁹⁵, K. Singh⁴⁸, R. Singh⁸⁰, R. Singh⁹¹, R. Singh⁹⁷, S. Singh¹⁵, V.K. Singh¹³⁵,
 V. Singhal¹³⁵, T. Sinha⁹⁹, B. Sitar¹³, M. Sitta^{133,56}, T.B. Skaali¹⁹, G. Skorodumovs⁹⁴,
 N. Smirnov¹³⁸, R.J.M. Snellings⁵⁹, E.H. Solheim¹⁹, J. Song¹⁶, C. Sonnabend^{32,97},
 J.M. Sonneveld⁸⁴, F. Soramel²⁷, A.B. Soto-herandez⁸⁸, R. Spijkers⁸⁴, I. Sputowska¹⁰⁷, J. Staa⁷⁵,
 J. Stachel⁹⁴, I. Stan⁶³, P.J. Steffanic¹²², T. Stellhorn¹²⁶, S.F. Stiefelmaier⁹⁴, D. Stocco¹⁰³,
 I. Storehaug¹⁹, N.J. Strangmann⁶⁴, P. Stratmann¹²⁶, S. Strazzi²⁵, A. Sturniolo^{30,53}, C.P. Stylianidis⁸⁴,
 A.A.P. Suaide¹¹⁰, C. Suire¹³¹, M. Sukhanov¹⁴¹, M. Suljic³², R. Sultanov¹⁴¹, V. Sumberia⁹¹,
 S. Sumowidagdo⁸², M. Szymkowski¹³⁶, S.F. Taghavi⁹⁵, G. Taillepied⁹⁷, J. Takahashi¹¹¹,
 G.J. Tambave⁸⁰, S. Tang⁶, Z. Tang¹²⁰, J.D. Tapia Takaki¹¹⁸, N. Tapus¹¹³, L.A. Tarasovicova³⁷,
 M.G. Tarzila⁴⁵, G.F. Tassielli³¹, A. Tauro³², A. Távira García¹³¹, G. Tejada Muñoz⁴⁴, L. Terlizzi²⁴,
 C. Terrevoli⁵⁰, S. Thakur⁴, D. Thomas¹⁰⁸, A. Tikhonov¹⁴¹, N. Tiltmann^{32,126}, A.R. Timmins¹¹⁶,
 M. Tkacik¹⁰⁶, T. Tkacik¹⁰⁶, A. Toia⁶⁴, R. Tokumoto⁹², S. Tomassini²⁵, K. Tomohiro⁹², N. Topilskaya¹⁴¹,
 M. Toppi⁴⁹, V.V. Torres¹⁰³, A.G. Torres Ramos³¹, A. Trifiró^{30,53}, T. Triloki⁹⁶, A.S. Triolo^{32,30,53},
 S. Tripathy³², T. Tripathy⁴⁷, S. Trogolo²⁴, V. Trubnikov³, W.H. Trzaska¹¹⁷, T.P. Trzcinski¹³⁶,
 C. Tzolanta¹⁹, R. Tu³⁹, A. Tumkin¹⁴¹, R. Turrisi⁵⁴, T.S. Tveter¹⁹, K. Ullaland²⁰, B. Ulukutlu⁹⁵,
 S. Upadhyaya¹⁰⁷, A. Uras¹²⁸, M. Urioni¹³⁴, G.L. Usai²², M. Vala³⁷, N. Valle⁵⁵, L.V.R. van
 Doremalen⁵⁹, M. van Leeuwen⁸⁴, C.A. van Veen⁹⁴, R.J.G. van Weelden⁸⁴, P. Vande Vyvre³²,
 D. Varga⁴⁶, Z. Varga⁴⁶, P. Vargas Torres⁶⁵, M. Vasileiou⁷⁸, A. Vasiliev^{1,141}, O. Vázquez Doce⁴⁹,
 O. Vazquez Rueda¹¹⁶, V. Vechernin¹⁴¹, E. Vercellin²⁴, S. Vergara Limón⁴⁴, R. Verma⁴⁷,
 L. Vermunt⁹⁷, R. Vértesi⁴⁶, M. Verweij⁵⁹, L. Vickovic³³, Z. Vilakazi¹²³, O. Villalobos Baillie¹⁰⁰,
 A. Villani²³, A. Vinogradov¹⁴¹, T. Virgili²⁸, M.M.O. Virta¹¹⁷, A. Vodopyanov¹⁴², B. Volkel³²,
 M.A. Völkl⁹⁴, S.A. Voloshin¹³⁷, G. Volpe³¹, B. von Haller³², I. Vorobyev³², N. Vozniuk¹⁴¹,

J. Vrláková³⁷, J. Wan³⁹, C. Wang³⁹, D. Wang³⁹, Y. Wang³⁹, Y. Wang⁶, Z. Wang³⁹,
 A. Wegrzynek³², F.T. Weiglhofer³⁸, S.C. Wenzel³², J.P. Wessels¹²⁶, J. Wiechula⁶⁴, J. Wikne¹⁹,
 G. Wilk⁷⁹, J. Wilkinson⁹⁷, G.A. Willems¹²⁶, B. Windelband⁹⁴, M. Winn¹³⁰, J.R. Wright¹⁰⁸,
 W. Wu³⁹, Y. Wu¹²⁰, Z. Xiong¹²⁰, R. Xu⁶, A. Yadav⁴², A.K. Yadav¹³⁵, Y. Yamaguchi⁹², S. Yang²⁰,
 S. Yano⁹², E.R. Yeats¹⁸, Z. Yin⁶, I.-K. Yoo¹⁶, J.H. Yoon⁵⁸, H. Yu¹², S. Yuan²⁰, A. Yuncu⁹⁴,
 V. Zaccolo²³, C. Zampolli³², F. Zanone⁹⁴, N. Zardoshti³², A. Zarochentsev¹⁴¹, P. Závada⁶²,
 N. Zaviyalov¹⁴¹, M. Zhalov¹⁴¹, B. Zhang^{94,6}, C. Zhang¹³⁰, L. Zhang³⁹, M. Zhang^{127,6}, M. Zhang⁶,
 S. Zhang³⁹, X. Zhang⁶, Y. Zhang¹²⁰, Z. Zhang⁶, M. Zhao¹⁰, V. Zhrebchevskii¹⁴¹, Y. Zhi¹⁰,
 D. Zhou⁶, Y. Zhou⁸³, J. Zhu^{54,6}, S. Zhu¹²⁰, Y. Zhu⁶, S.C. Zugravel⁵⁶, N. Zurlo^{134,55}

Affiliation Notes

^I Deceased

^{II} Also at: Max-Planck-Institut für Physik, Munich, Germany

^{III} Also at: Italian National Agency for New Technologies, Energy and Sustainable Economic Development (ENEA), Bologna, Italy

^{IV} Also at: Dipartimento DET del Politecnico di Torino, Turin, Italy

^V Also at: Yildiz Technical University, Istanbul, Türkiye

^{VI} Also at: Department of Applied Physics, Aligarh Muslim University, Aligarh, India

^{VII} Also at: Institute of Theoretical Physics, University of Wrocław, Poland

^{VIII} Also at: An institution covered by a cooperation agreement with CERN

Collaboration Institutes

¹ A.I. Alikhanyan National Science Laboratory (Yerevan Physics Institute) Foundation, Yerevan, Armenia

² AGH University of Krakow, Cracow, Poland

³ Bogolyubov Institute for Theoretical Physics, National Academy of Sciences of Ukraine, Kiev, Ukraine

⁴ Bose Institute, Department of Physics and Centre for Astroparticle Physics and Space Science (CAPSS), Kolkata, India

⁵ California Polytechnic State University, San Luis Obispo, California, United States

⁶ Central China Normal University, Wuhan, China

⁷ Centro de Aplicaciones Tecnológicas y Desarrollo Nuclear (CEADEN), Havana, Cuba

⁸ Centro de Investigación y de Estudios Avanzados (CINVESTAV), Mexico City and Mérida, Mexico

⁹ Chicago State University, Chicago, Illinois, United States

¹⁰ China Institute of Atomic Energy, Beijing, China

¹¹ China University of Geosciences, Wuhan, China

¹² Chungbuk National University, Cheongju, Republic of Korea

¹³ Comenius University Bratislava, Faculty of Mathematics, Physics and Informatics, Bratislava, Slovak Republic

¹⁴ Creighton University, Omaha, Nebraska, United States

¹⁵ Department of Physics, Aligarh Muslim University, Aligarh, India

¹⁶ Department of Physics, Pusan National University, Pusan, Republic of Korea

¹⁷ Department of Physics, Sejong University, Seoul, Republic of Korea

¹⁸ Department of Physics, University of California, Berkeley, California, United States

¹⁹ Department of Physics, University of Oslo, Oslo, Norway

²⁰ Department of Physics and Technology, University of Bergen, Bergen, Norway

²¹ Dipartimento di Fisica, Università di Pavia, Pavia, Italy

²² Dipartimento di Fisica dell'Università and Sezione INFN, Cagliari, Italy

²³ Dipartimento di Fisica dell'Università and Sezione INFN, Trieste, Italy

²⁴ Dipartimento di Fisica dell'Università and Sezione INFN, Turin, Italy

²⁵ Dipartimento di Fisica e Astronomia dell'Università and Sezione INFN, Bologna, Italy

²⁶ Dipartimento di Fisica e Astronomia dell'Università and Sezione INFN, Catania, Italy

²⁷ Dipartimento di Fisica e Astronomia dell'Università and Sezione INFN, Padova, Italy

²⁸ Dipartimento di Fisica 'E.R. Caianiello' dell'Università and Gruppo Collegato INFN, Salerno, Italy

²⁹ Dipartimento DISAT del Politecnico and Sezione INFN, Turin, Italy

³⁰ Dipartimento di Scienze MIFT, Università di Messina, Messina, Italy

³¹ Dipartimento Interateneo di Fisica 'M. Merlin' and Sezione INFN, Bari, Italy

- ³² European Organization for Nuclear Research (CERN), Geneva, Switzerland
- ³³ Faculty of Electrical Engineering, Mechanical Engineering and Naval Architecture, University of Split, Split, Croatia
- ³⁴ Faculty of Engineering and Science, Western Norway University of Applied Sciences, Bergen, Norway
- ³⁵ Faculty of Nuclear Sciences and Physical Engineering, Czech Technical University in Prague, Prague, Czech Republic
- ³⁶ Faculty of Physics, Sofia University, Sofia, Bulgaria
- ³⁷ Faculty of Science, P.J. Šafárik University, Košice, Slovak Republic
- ³⁸ Frankfurt Institute for Advanced Studies, Johann Wolfgang Goethe-Universität Frankfurt, Frankfurt, Germany
- ³⁹ Fudan University, Shanghai, China
- ⁴⁰ Gangneung-Wonju National University, Gangneung, Republic of Korea
- ⁴¹ Gauhati University, Department of Physics, Guwahati, India
- ⁴² Helmholtz-Institut für Strahlen- und Kernphysik, Rheinische Friedrich-Wilhelms-Universität Bonn, Bonn, Germany
- ⁴³ Helsinki Institute of Physics (HIP), Helsinki, Finland
- ⁴⁴ High Energy Physics Group, Universidad Autónoma de Puebla, Puebla, Mexico
- ⁴⁵ Horia Hulubei National Institute of Physics and Nuclear Engineering, Bucharest, Romania
- ⁴⁶ HUN-REN Wigner Research Centre for Physics, Budapest, Hungary
- ⁴⁷ Indian Institute of Technology Bombay (IIT), Mumbai, India
- ⁴⁸ Indian Institute of Technology Indore, Indore, India
- ⁴⁹ INFN, Laboratori Nazionali di Frascati, Frascati, Italy
- ⁵⁰ INFN, Sezione di Bari, Bari, Italy
- ⁵¹ INFN, Sezione di Bologna, Bologna, Italy
- ⁵² INFN, Sezione di Cagliari, Cagliari, Italy
- ⁵³ INFN, Sezione di Catania, Catania, Italy
- ⁵⁴ INFN, Sezione di Padova, Padova, Italy
- ⁵⁵ INFN, Sezione di Pavia, Pavia, Italy
- ⁵⁶ INFN, Sezione di Torino, Turin, Italy
- ⁵⁷ INFN, Sezione di Trieste, Trieste, Italy
- ⁵⁸ Inha University, Incheon, Republic of Korea
- ⁵⁹ Institute for Gravitational and Subatomic Physics (GRASP), Utrecht University/Nikhef, Utrecht, Netherlands
- ⁶⁰ Institute of Experimental Physics, Slovak Academy of Sciences, Košice, Slovak Republic
- ⁶¹ Institute of Physics, Homi Bhabha National Institute, Bhubaneswar, India
- ⁶² Institute of Physics of the Czech Academy of Sciences, Prague, Czech Republic
- ⁶³ Institute of Space Science (ISS), Bucharest, Romania
- ⁶⁴ Institut für Kernphysik, Johann Wolfgang Goethe-Universität Frankfurt, Frankfurt, Germany
- ⁶⁵ Instituto de Ciencias Nucleares, Universidad Nacional Autónoma de México, Mexico City, Mexico
- ⁶⁶ Instituto de Física, Universidade Federal do Rio Grande do Sul (UFRGS), Porto Alegre, Brazil
- ⁶⁷ Instituto de Física, Universidad Nacional Autónoma de México, Mexico City, Mexico
- ⁶⁸ iThemba LABS, National Research Foundation, Somerset West, South Africa
- ⁶⁹ Jeonbuk National University, Jeonju, Republic of Korea
- ⁷⁰ Johann-Wolfgang-Goethe Universität Frankfurt Institut für Informatik, Fachbereich Informatik und Mathematik, Frankfurt, Germany
- ⁷¹ Korea Institute of Science and Technology Information, Daejeon, Republic of Korea
- ⁷² KTO Karatay University, Konya, Turkey
- ⁷³ Laboratoire de Physique Subatomique et de Cosmologie, Université Grenoble-Alpes, CNRS-IN2P3, Grenoble, France
- ⁷⁴ Lawrence Berkeley National Laboratory, Berkeley, California, United States
- ⁷⁵ Lund University Department of Physics, Division of Particle Physics, Lund, Sweden
- ⁷⁶ Nagasaki Institute of Applied Science, Nagasaki, Japan
- ⁷⁷ Nara Women's University (NWU), Nara, Japan
- ⁷⁸ National and Kapodistrian University of Athens, School of Science, Department of Physics, Athens, Greece
- ⁷⁹ National Centre for Nuclear Research, Warsaw, Poland
- ⁸⁰ National Institute of Science Education and Research, Homi Bhabha National Institute, Jatni, India
- ⁸¹ National Nuclear Research Center, Baku, Azerbaijan
- ⁸² National Research and Innovation Agency - BRIN, Jakarta, Indonesia

- 83 Niels Bohr Institute, University of Copenhagen, Copenhagen, Denmark
- 84 Nikhef, National institute for subatomic physics, Amsterdam, Netherlands
- 85 Nuclear Physics Group, STFC Daresbury Laboratory, Daresbury, United Kingdom
- 86 Nuclear Physics Institute of the Czech Academy of Sciences, Husinec-Řež, Czech Republic
- 87 Oak Ridge National Laboratory, Oak Ridge, Tennessee, United States
- 88 Ohio State University, Columbus, Ohio, United States
- 89 Physics department, Faculty of science, University of Zagreb, Zagreb, Croatia
- 90 Physics Department, Panjab University, Chandigarh, India
- 91 Physics Department, University of Jammu, Jammu, India
- 92 Physics Program and International Institute for Sustainability with Knotted Chiral Meta Matter (SKCM2), Hiroshima University, Hiroshima, Japan
- 93 Physikalisches Institut, Eberhard-Karls-Universität Tübingen, Tübingen, Germany
- 94 Physikalisches Institut, Ruprecht-Karls-Universität Heidelberg, Heidelberg, Germany
- 95 Physik Department, Technische Universität München, Munich, Germany
- 96 Politecnico di Bari and Sezione INFN, Bari, Italy
- 97 Research Division and ExtreMe Matter Institute EMMI, GSI Helmholtzzentrum für Schwerionenforschung GmbH, Darmstadt, Germany
- 98 Saga University, Saga, Japan
- 99 Saha Institute of Nuclear Physics, Homi Bhabha National Institute, Kolkata, India
- 100 School of Physics and Astronomy, University of Birmingham, Birmingham, United Kingdom
- 101 Sección Física, Departamento de Ciencias, Pontificia Universidad Católica del Perú, Lima, Peru
- 102 Stefan Meyer Institut für Subatomare Physik (SMI), Vienna, Austria
- 103 SUBATECH, IMT Atlantique, Nantes Université, CNRS-IN2P3, Nantes, France
- 104 Sungkyunkwan University, Suwon City, Republic of Korea
- 105 Suranaree University of Technology, Nakhon Ratchasima, Thailand
- 106 Technical University of Košice, Košice, Slovak Republic
- 107 The Henryk Niewodniczanski Institute of Nuclear Physics, Polish Academy of Sciences, Cracow, Poland
- 108 The University of Texas at Austin, Austin, Texas, United States
- 109 Universidad Autónoma de Sinaloa, Culiacán, Mexico
- 110 Universidade de São Paulo (USP), São Paulo, Brazil
- 111 Universidade Estadual de Campinas (UNICAMP), Campinas, Brazil
- 112 Universidade Federal do ABC, Santo Andre, Brazil
- 113 Universitatea Nationala de Stiinta si Tehnologie Politehnica Bucuresti, Bucharest, Romania
- 114 University of Cape Town, Cape Town, South Africa
- 115 University of Derby, Derby, United Kingdom
- 116 University of Houston, Houston, Texas, United States
- 117 University of Jyväskylä, Jyväskylä, Finland
- 118 University of Kansas, Lawrence, Kansas, United States
- 119 University of Liverpool, Liverpool, United Kingdom
- 120 University of Science and Technology of China, Hefei, China
- 121 University of South-Eastern Norway, Kongsberg, Norway
- 122 University of Tennessee, Knoxville, Tennessee, United States
- 123 University of the Witwatersrand, Johannesburg, South Africa
- 124 University of Tokyo, Tokyo, Japan
- 125 University of Tsukuba, Tsukuba, Japan
- 126 Universität Münster, Institut für Kernphysik, Münster, Germany
- 127 Université Clermont Auvergne, CNRS/IN2P3, LPC, Clermont-Ferrand, France
- 128 Université de Lyon, CNRS/IN2P3, Institut de Physique des 2 Infinis de Lyon, Lyon, France
- 129 Université de Strasbourg, CNRS, IPHC UMR 7178, F-67000 Strasbourg, France, Strasbourg, France
- 130 Université Paris-Saclay, Centre d'Etudes de Saclay (CEA), IRFU, Département de Physique Nucléaire (DPhN), Saclay, France
- 131 Université Paris-Saclay, CNRS/IN2P3, IJCLab, Orsay, France
- 132 Università degli Studi di Foggia, Foggia, Italy
- 133 Università del Piemonte Orientale, Vercelli, Italy
- 134 Università di Brescia, Brescia, Italy
- 135 Variable Energy Cyclotron Centre, Homi Bhabha National Institute, Kolkata, India

¹³⁶ Warsaw University of Technology, Warsaw, Poland

¹³⁷ Wayne State University, Detroit, Michigan, United States

¹³⁸ Yale University, New Haven, Connecticut, United States

¹³⁹ Yonsei University, Seoul, Republic of Korea

¹⁴⁰ Zentrum für Technologie und Transfer (ZTT), Worms, Germany

¹⁴¹ Affiliated with an institute covered by a cooperation agreement with CERN

¹⁴² Affiliated with an international laboratory covered by a cooperation agreement with CERN.