

# Searching For JWST’s Little Red Dots

Jake Feeney<sup>1,2</sup>, Patrick Kavanagh<sup>1,2</sup>, and John A. Regan<sup>1,2</sup>

<sup>1</sup>Department of Physics, Maynooth University, Maynooth, Ireland

<sup>2</sup>Centre for Astrophysics and Space Science Maynooth, Maynooth University, Maynooth, Ireland

## Abstract

Recent observations by the James Webb Space Telescope (JWST) have revealed a previously hidden population of extremely bright and compact objects between redshifts of  $z \sim 4$  and  $z \sim 10$ . Given their extreme red colouring in the observed frame these galaxies have been dubbed Little Red Dots (LRDs). The aim of this project was to identify LRDs using photometric data from previously uninvestigated JWST datasets and to estimate their AGN fractions by fitting the spectral energy distribution of each galaxy against well calibrated templates using CIGALE. We identified a list of potential LRDs using a single colour cut of  $F444W-F277W > 1.5$  mag and by applying a morphological analysis. We used EAZY to estimate the (photometric) redshift and CIGALE to estimate the AGN fraction of each LRD. Overall, we identified 14 LRDs, applying accurate SED fits to 11 of them. We found that 7 of them had a high AGN fraction (with the AGN component generating more than 50% of the observed flux), a further two LRDs had AGN contribution in excess of approximately 40%. In total nine LRDs (our of 14) are likely to have a supermassive black hole in their centre. Interestingly, the three LRDs which could not be well fit by CIGALE displayed extremely high photometric redshifts ( $z_{phot} \gtrsim 11$ ) and require further analysis (and may also host a supermassive black hole in their centre).

## 1 Introduction

Due to the extreme sensitivity of the James Webb Space Telescope (JWST), observations have identified, previously undetectable, faint Active Galactic Nuclei (AGN) candidates at high redshift (Matthee et al. 2024; Labbé et al. 2023; Barro et al. 2023; Yang et al. 2023). One class of these newly identified AGN candidates are called Little Red Dots (LRDs) and they are defined by their “v-shaped” spectral energy distribution (SED) (Kocevski et al. 2024; Matthee et al. 2024; Labbé et al. 2023). There is an active debate as to what they are and more specifically what populations they host - be they dense stellar populations or active galactic nuclei. (Barro et al. 2023; Akins et al. 2024; Inayoshi and Maiolino 2024) For this reason more LRDs are being actively searched for and their underlying composition being thoroughly investigated.

Given the numerous deep imaging observations with JWST, photometry and SED modelling can be used to interpret the stellar populations, stellar ages, AGN fractions and dust fractions on a large number of objects (Durodola et al. 2024; Barro et al. 2023). We are therefore reliant on photometric redshifts due to the relative lack of coverage of these regions with JWST’s spectrographs. (Yang et al. 2023; Kocevski et al. 2024).

In this work we searched for LRDs using JWST observations which were previously not used to search for LRDs. This work demonstrates that LRDs are ubiquitous in deep JWST imaging observations and that there is likely a large number yet to be identified in the publicly available data. A systematic survey of these data would likely increase the known population substantially and help resolve the nature of these objects.

## 2 Data Analysis

We searched the Mikulski Archive for Space Telescopes<sup>1</sup> (MAST) archive for JWST imaging surveys that used both the F444W and F277W filters alongside at least three additional filters with a minimum science duration of 5 ks. We chose four programmes to analyse in our study which are listed in Table 1. We reprocessed the data with the JWST Calibration Pipeline version 1.14.0 (Bushouse et al., 2024) using versions 11.17.20 and ‘jwst\_1263.pmap’ of the Calibration Reference Data System (CRDS) and CRDS context, respectively.

<sup>1</sup><https://mast.stsci.edu/portal/Mashup/Clients/Mast/Portal.html>

PID	Program Title	PI Name
2756	Imaging and Spectroscopic Follow-up of a Supernova at Redshift $z=3.47$	Wenlei Chen
1199	The metallicity of galaxies in the MACS J1149.5+2223 field	Massimo Stiavelli
2767	Imaging and Spectroscopy of Three Highly Magnified Images of a Supernova at $z=1.5$	Patrick Kelly
1176	JWST Medium-Deep Fields (Windhorst IDS GTO Program)	Rogier A. Windhorst

Table 1: The datasets we chose to use, based on their observation times and selection of filters.

### 3 LRD Sample Selection

We used the source catalogue with photometry produced by the `source_catalog` step of the JWST Calibration Pipeline. We cross-matched sources in different filters using a source separation threshold of 0.2 arcsec. We then applied the standard LRD colour cut of  $F444W-F277W > 1.5$  mag (Barro et al. 2023). After that we removed all sources with less than five filters to ensure our SED modelling would be sufficiently constrained. Next we assessed the morphology of each of our candidates in each filter by eye to rule out extended sources as non-LRDs (see Fig. 2). Finally, we assessed the shape of the SEDs to eliminate everything that was not “v-shaped” as described in Kocevski et al. (2024). This resulted in 14 candidate LRDs across all datasets.

### 4 SED Modelling

We used the EAZY package (G Brammer 2008) to obtain the photometric redshift for each of our candidate LRDs. We configured it using the default template set “tweak fsp QSF 12 v3” which was created from the stellar population code FSPS (C Conroy 2009). To determine the reliability of our photometric redshifts we bench-marked our methodology using JWST Advanced Deep Extragalactic Survey (JADES) (Eisenstein et al. 2023; Rieke et al. 2023) which provides the spectroscopic redshift for many sources in the survey field. We show the results of our photometric redshift determinations versus the known spectroscopic determinations in Fig. 1. Overall, the results are in excellent agreement with only one significant outlier at photometric redshift  $z_{phot} \sim 5$ .

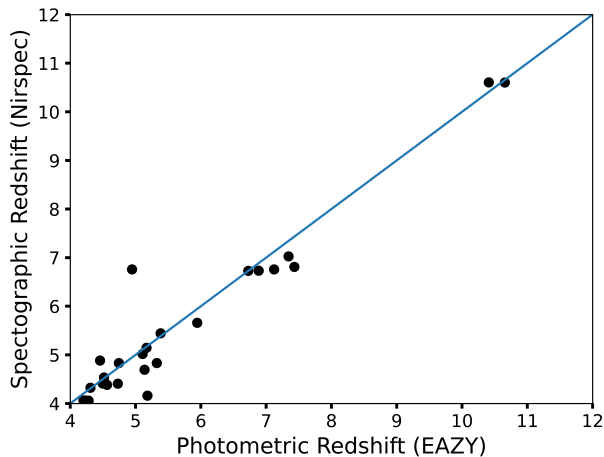


Figure 1: Spectroscopic redshift vs photometric redshift from our bench-marking analysis using the JADES data. The photometric redshifts were determined using the software package EAZY (G Brammer, 2008). The blue line is the 1 : 1 fit. Overall the results from the photometric redshifts are in excellent agreement with those with known spectroscopic redshifts.

Having determined the photometric redshifts, we then used CIGALE (D Burgarella 2005; Noll et al. 2008; Boquien et al. 2019) to estimate the AGN contribution to the flux (or AGN fraction) in each LRD candidate. We used the modules `shfdelayed`, `bc03`, `nebular`, `dustatt_modified_starburst`, `d12004`, `skirtor2016` and `redshifting` using parameters based on Durodola et al. 2024. The only change from the Durodola et al. 2024 paper was that we added some higher values for the main stellar age in `shfdelayed` (see Table 2 for a full list of parameters). We did this

because some of the LRDs were higher redshift than the LRDs in [Durodola et al. 2024](#), so we raised the maximum value for stellar age to compensate.

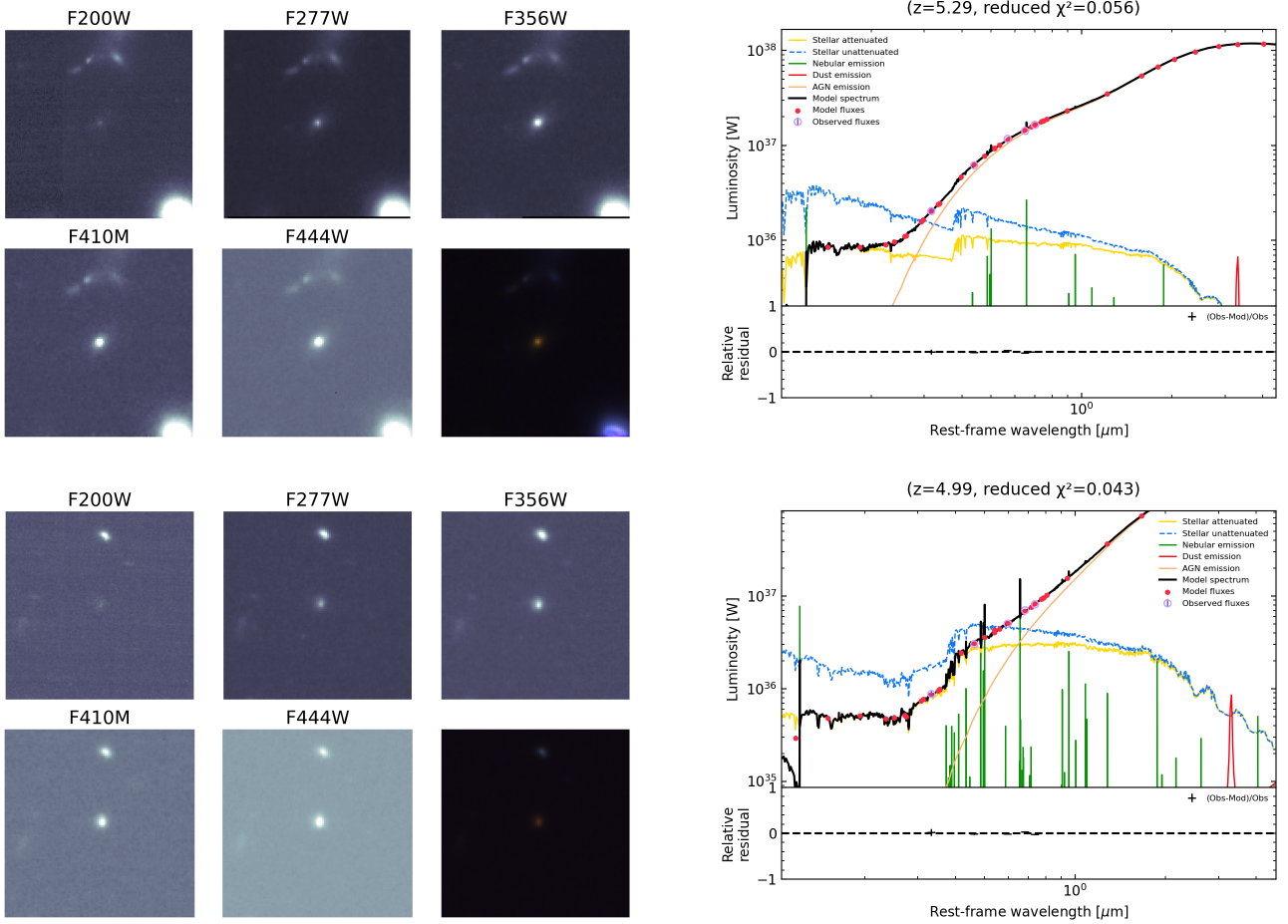


Figure 2: Left Panel: Photometry in five filters and the false colour images of two of our candidate LRDs. Right Panel: CIGALE best fit SED plots of the same two LRDs. In each case the LRDs are well fit by a stellar component and an AGN component.

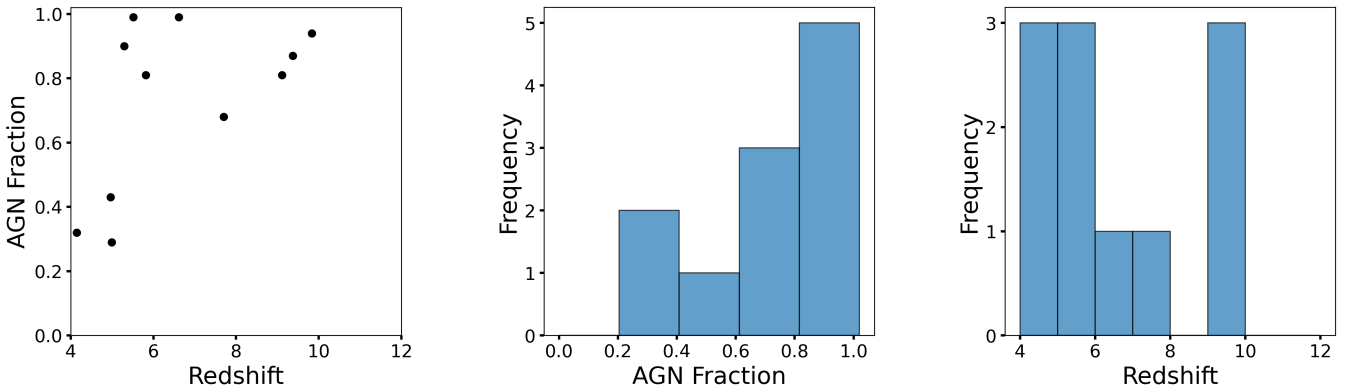
We note that three of our candidate LRDs had  $11 < z_{phot} < 12$  which could not be accurately fit using our modelling procedure - we therefore neglected these outliers in the final analysis and leave those for future analysis. Our final SED modelling results are in [Table 3](#) and are visually represented in [Figure 3](#). Six of the LRDs had redshifts between 4 and 6. The median redshift was 5.8163. Seven of the candidate LRDs have an AGN fraction greater than 0.8, implying that they have an AGN in their centre.

Module	Parameter	Symbol	Values
Star Formation History	e-folding time (main)	$\tau_{main}$	0.1, 0.4, 0.8, 1, 2, 3, 4, 5 Gyrs
	Main stellar age	$t_{star}$	0.1, 0.2, 0.4, 0.5, 0.6, 0.7, 1, 1.3, 1.6, 2 Gyrs
sfhdelayed	e-folding time (burst)	$\tau_{burst}$	0.01, 0.05, 0.1 Gyrs
	Age of the burst population	$t_{burst}$	0.01, 0.03, 0.05 Gyrs
	Burst fraction	$f_{burst}$	0, 0.001, 0.01, 0.1, 0.2, 0.3, 0.4, 0.5 Gyrs
Simple stellar population	Initial mass function	...	Chabrier
bc03	Mettalicity	$Z$	0.02
Nebular Emission	Ionization parameter	$\log U$	-2.0
nebular	Gas Metallicity	$Z_{gas}$	0.02
AGN emission	Optical depth at $9.7\mu m$	$\tau$	7
	Opening angle	$\theta$	$40^\circ$
	Viewing angle	$i$	$30^\circ$
skirtor2016	AGN contribution	$frac_{AGN}$	0.1 to 0.99
	Wavelength range for $frac_{AGN}$	$\lambda_{AGN}$	$0.53 \mu m$
	Extinction in polar direction	E(B-V)	1, 2, 3, 4, 5, 6

Table 2: The parameters choices we used with CIGALE. All parameters not shown in this table are set to their default value as assigned by CIGALE.

PID	RA (deg)	DEC (deg)	$z_{phot}$	AGN Fraction
2756	3.592097	-30.380469	5.5106	0.99
2756	3.634261	-30.437710	6.6114	0.99
1199	177.375518	22.404280	7.7023	0.68
1199	177.401306	22.429563	4.1407	0.32
1199	177.4093204	22.465634	9.1109	0.81
2767	322.396653	0.108467	11.3411	-
1176	3.562758	-30.390941	5.2929	0.90
1176	15.702524	-49.264881	5.8163	0.81
1176	53.185419	-27.680834	11.9051	-
1176	53.187655	-27.712561	11.5905	-
1176	53.167202	-27.715468	4.9898	0.29
1176	64.043419	-24.112786	4.9647	0.43
1176	64.064852	-24.096925	9.8365	0.94
1176	171.796909	42.483895	9.3746	0.87

Table 3: The Program ID, coordinates (measured in F277W), redshift and AGN Fraction of our LRD candidates. The AGN Fraction of the candidates that could not be accurately modelled is not included.



(a) The AGN fraction of each LRD as a function of redshift. We see no obvious trend in our (small) sample.

(b) The AGN Fraction distribution among the LRDs.

(c) The Redshift distribution among the LRDs.

Figure 3: Final Results from the SED Modelling. The LRDs that could not be accurately SED modelled are omitted here.

## 5 Summary

To summarise, we have identified 14 candidate LRDs from the datasets listed in Table 1. We calculated the photometric redshifts and AGN fraction for 11 of the candidate LRDs using a combination of EAZY and CIGALE. Our results are plotted in Figure 3. Seven of the candidate LRDs have an AGN contribution to the flux greater than 80%. A further two LRDs require an AGN contribution greater than 40%. Therefore nine of candidates are likely to have a supermassive black hole in their centre. Three of the LRD candidates could not be accurately modelled - possibly due to their extremely high (photometric) redshift ( $z_{phot} > 11$ ). (See Table 3) In this work we have found many LRDs in deep JWST imaging observations and therefore it is very likely that there are many unidentified LRDs in the publicly available JWST data.

## Acknowledgements

JF would also like to thank the Maynooth University Experiential Learning Department for running the SPUR program. JF would also like to thank Dale Kocevski for helping him with EAZY. JR acknowledges support from the Royal Society and Science Foundation Ireland under grant number URF\R1\191132. JR also acknowledges support from the Irish Research Council Laureate programme under grant number IRCLA/2022/1165.

## References

- Akins, H. B., Casey, C. M., Lambrides, E., Allen, N., Andika, I. T., Brinch, M., Champagne, J. B., Cooper, O., Ding, X., Drakos, N. E., Faisst, A., Finkelstein, S. L., Franco, M., Fujimoto, S., Gentile, F., Gillman, S., Gozaliasl, G., Harish, S., Hayward, C. C., Hirschmann, M., Ilbert, O., Kartaltepe, J. S., Kocevski, D. D., Koekemoer, A. M., Kokorev, V., Liu, D., Long, A. S., McCracken, H. J., McKinney, J., Onoue, M., Paquereau, L., Renzini, A., Rhodes, J., Robertson, B. E., Shuntov, M., Silverman, J. D., Tanaka, T. S., Toft, S., Trakhtenbrot, B., Valentino, F., and Zavala, J. (2024). Cosmos-web: The over-abundance and physical nature of "little red dots"–implications for early galaxy and smbh assembly.
- Barro, G., Perez-Gonzalez, P. G., Kocevski, D. D., McGrath, E. J., Trump, J. R., Simons, R. C., Somerville, R. S., Yung, L. Y. A., Haro, P. A., Bagley, M. B., Cleri, N. J., Costantin, L., Davis, K., Dickinson, M., Finkelstein, S. L., Giavalisco, M., Gomez-Guijarro, C., Hathi, N. P., Hirschmann, M., Akins, H. B., Holwerda, B. W., Huertas-Company, M., Lucas, R. A., Papovich, C., Seille, L.-M., Tacchella, S., Wilkins, S. M., de la Vega, A., Yang, G., and Zavala, J. A. (2023). Extremely red galaxies at  $z=5-9$  with miri and nirspec: dusty galaxies or obscured agns? *The Astrophysical Journal*.
- Boquien, M., Burgarella, D., Roehly, Y., Buat, V., Ciesla, L., Corre, D., Inoue, A. K., and Salas, H. (2019). Cigale: a python code investigating galaxy emission. *Astronomy & Astrophysics*.
- Bushouse, H., Eisenhamer, J., Dencheva, N., Davies, J., Greenfield, P., Morrison, J., Hodge, P., Simon, B., Grumm, D., Droettboom, M., Slavich, E., Sosey, M., Pauly, T., Miller, T., Jedrzejewski, R., Hack, W., Davis, D., Crawford, S., Law, D., Gordon, K., Regan, M., Cara, M., MacDonald, K., Bradley, L., Shanahan, C., Jamieson, W., Teodoro, M., Williams, T., Pena-Guerrero, M., and Graham, B. (2024). JWST Calibration Pipeline.
- C Conroy, M White, J. G. (2009). The propagation of uncertainties in stellar population synthesis modeling. ii. the challenge of comparing galaxy evolution models to observations. *The Astrophysical Journal*.
- D Burgarella, V Buat, J.-P. (2005). Star formation and dust attenuation properties in galaxies from a statistical ultraviolet-to-far-infrared analysis. *OUP*.
- Durodola, E., Pacucci, F., and Hickox, R. C. (2024). Exploring the agn fraction of a sample of jwst’s little red dots at  $5 < z < 8$ : Overmassive black holes are strongly favored.
- Eisenstein, D. J., Willott, C., Alberts, S., Arribas, S., Bonaventura, N., Bunker, A. J., Cameron, A. J., Carniani, S., Charlot, S., Curtis-Lake, E., D’Eugenio, F., Endsley, R., Ferruit, P., Giardino, G., Hainline, K., Hausen, R., Jakobsen, P., Johnson, B. D., Maiolino, R., Rieke, M., Rieke, G., Rix, H.-W., Robertson, B., Stark, D. P., Tacchella, S., Williams, C. C., Willmer, C. N. A., Baker, W. M., Baum, S., Bhatawdekar, R., Boyett, K., Chen, Z., Chevallard, J., Circosta, C., Curti, M., Danhaive, A. L., DeCoursey, C., de Graaff, A., Dressler, A., Egami, E., Helton, J. M., Hviding, R. E., Ji, Z., Jones, G. C., Kumari, N., Lützgendorf, N., Laseter, I., Looser, T. J., Lyu, J., Maseda, M. V., Nelson, E., Parlanti, E., Perna, M., Puskás, D., Rawle, T., Pino, B. R. D., Sandles, L., Saxena, A., Scholtz, J., Sharpe, K., Shivaee, I., Silcock, M. S., Simmonds, C., Skarbinski, M., Smit, R., Stone, M., Suess, K. A., Sun, F., Tang, M., Topping, M. W., Übler, H., Villanueva, N. C., Wallace, I. E. B., Whitler, L., Witstok, J., and Woodrum, C. (2023). Overview of the jwst advanced deep extragalactic survey (jades).

- G Brammer, P van Dokkum, P. C. (2008). Eazy: A fast, public photometric redshift code. *The Astrophysical Journal*.
- Inayoshi, K. and Maiolino, R. (2024). Extremely Dense Gas around Little Red Dots and High-redshift AGNs: A Non-stellar Origin of the Balmer Break and Absorption Features. *arXiv e-prints*, page arXiv:2409.07805.
- Kocevski, D. D., Finkelstein, S. L., Barro, G., Taylor, A. J., Calabrò, A., Laloux, B., Buchner, J., Trump, J. R., Leung, G. C. K., Yang, G., Dickinson, M., Pérez-González, P. G., Pacucci, F., Inayoshi, K., Somerville, R. S., McGrath, E. J., Akins, H. B., Bagley, M. B., Bisigello, L., Bowler, R. A. A., Carnall, A., Casey, C. M., Cheng, Y., Cleri, N. J., Costantin, L., Cullen, F., Davis, K., Donnan, C. T., Dunlop, J. S., Ellis, R. S., Ferguson, H. C., Fujimoto, S., Fontana, A., Giavalisco, M., Grazian, A., Grogin, N. A., Hathi, N. P., Hirschmann, M., Huertas-Company, M., Holwerda, B. W., Illingworth, G., Juneau, S., Kartaltepe, J. S., Koekemoer, A. M., Li, W., Lucas, R. A., Magee, D., Mason, C., McLeod, D. J., McLure, R. J., Napolitano, L., Papovich, C., Pirzkal, N., Rodighiero, G., Santini, P., Wilkins, S. M., and Yung, L. Y. A. (2024). The rise of faint, red agn at  $z > 4$ : A sample of little red dots in the jwst extragalactic legacy fields.
- Labbé, I., van Dokkum, P., Nelson, E., Bezanson, R., Suess, K. A., Leja, J., Brammer, G., Whitaker, K., Mathews, E., Stefanon, M., and Wang, B. (2023). A population of red candidate massive galaxies 600 myr after the big bang. *Nature*, 616(7956):266–269.
- Matthee, J., Naidu, R. P., Brammer, G., Chisholm, J., Eilers, A.-C., Goulding, A., Greene, J., Kashino, D., Labbe, I., Lilly, S. J., Mackenzie, R., Oesch, P. A., Weibel, A., Wuyts, S., Xiao, M., Bordoloi, R., Bouwens, R., van Dokkum, P., Illingworth, G., Kramarenko, I., Maseda, M. V., Mason, C., Meyer, R. A., Nelson, E. J., Reddy, N. A., Shivaee, I., Simcoe, R. A., and Yue, M. (2024). Little red dots: an abundant population of faint agn at  $z \leq 5$  revealed by the eiger and fresco jwst surveys.
- Noll, S., Burgarella, D., Giovannoli, E., Buat, V., Marcillac, D., and Muñoz-Mateos, J. (2008). Analysis of galaxy spectral energy distributions from far-uv to far-ir with cigale: studying a sings test sample. *The Astrophysical Journal*.
- Rieke, M. J., Robertson, B. E., Tacchella, S., Hainline, K., Johnson, B. D., Hausan, R., Ji, Z., Willmer, C. N. A., Eisenstein, D. J., Puskàs, D., Alberts, S., Arribas, S., Baker, W. M., Baum, S., Bhatawdekar, R., Bonaventura, N., Boyett, K., Bunker, A., Cameron, A. J., Carniani, S., Charlot, S., Chevallard, J., Chen, Z., Curti, M., Curtis-Lake, E., Danhaive, A. L., DeCoursey, C., Dressler, A., Egami, E., Endsley, R., Helton, J. M., Hviding, R. E., Kumari, N., Looser, T., Lyu, J., Maiolino, R., Maseda, M. V., Nelson, E. J., Rieke, G., Rix, H.-W., Sandles, L., Saxena, A., Sharpe, K., Shivaee, I., Skarbinski, M., Smit, R., Stark, D. P., Stone, M., Suess, K. A., Sun, F., Topping, M., Uebler, H., Villanueva, N. C., Wallace, I. B., Williams, C. C., Willott, C., Whitler, L., Witstok, J., and Woodrum, C. (2023). Jades initial data release for the hubble ultra deep field: Revealing the faint infrared sky with deep jwst nircam imaging.
- Yang, G., Caputi, K. I., Papovich, C., Arrabal Haro, P., Bagley, M. B., Behroozi, P., Bell, E. F., Bisigello, L., Buat, V., Burgarella, D., Cheng, Y., Cleri, N. J., Davé, R., Dickinson, M., Elbaz, D., Ferguson, H. C., Finkelstein, S. L., Grogin, N. A., Hathi, N. P., Hirschmann, M., Holwerda, B. W., Huertas-Company, M., Hutchison, T. A., Iani, E., Kartaltepe, J. S., Kirkpatrick, A., Kocevski, D. D., Koekemoer, A. M., Kokorev, V., Larson, R. L., Lucas, R. A., Pérez-González, P. G., Rinaldi, P., Shen, L., Trump, J. R., de la Vega, A., Yung, L. Y. A., and Zavala, J. A. (2023). Ceers key paper. vi. jwst/miri uncovers a large population of obscured agn at high redshifts. *The Astrophysical Journal Letters*.