

DLP-LoRA: Efficient Task-Specific LoRA Fusion with a Dynamic, Lightweight Plugin for Large Language Models

Yuxuan Zhang^{1,2} Ruizhe Li^{1*}

¹Department of Computing Science, University of Aberdeen

²Aberdeen Institute of Data Science and Artificial Intelligence, South China Normal University

Abstract

Recent advancements in Large Language Models (LLMs) have achieved robust performance across diverse tasks, but fine-tuning these models for specific domains remains resource-intensive. Parameter-Efficient Fine-Tuning (PEFT) methods like Low-Rank Adaptation (LoRA) address this challenge by fine-tuning a small subset of parameters. However, existing methods for fusing multiple LoRAs lack dynamic fusion based on contextual inputs and often increase inference time due to token-level operations. We propose DLP-LoRA, a Dynamic Lightweight Plugin that employs a mini-MLP module with only 5M parameters to dynamically fuse multiple LoRAs at the sentence level rather than the token level using top- p sampling strategies for possible LoRAs. This approach reduces inference time to less than 2x that of a single LoRA inference by leveraging parallel computation. Evaluations across 26 tasks, including multiple-choice questions and question answering, demonstrate that DLP-LoRA achieves an average accuracy of 91.9% on multiple-choice datasets and significant improvements in BLEU, ROUGE-1 and ROUGE-L scores (54.1%, 43.5% and 40.8%) on QA datasets, outperforming many LoRA baselines under different LLMs backbones. DLP-LoRA effectively balances performance and efficiency, making it a practical solution for dynamic multi-task adaptation in LLMs.

1 Introduction

Recent advancements in Large Language Models (LLMs) such as LLaMA 3.1 (Dubey et al., 2024), Qwen 2.5 (Team, 2024), and Gemma 2 (Team et al., 2024) have led to robust and superior performance across multiple benchmarks (Muennighoff et al., 2022; Ilyas Moutawwakil, 2023; Fourier et al., 2024). These models have demonstrated remarkable capabilities in diverse areas, including code

generation (Bai et al., 2023), mathematical reasoning (Ahn et al., 2024), and question answering (Achiam et al., 2023). Despite these achievements, fine-tuning all parameters of such large models for specific domains remains resource-intensive and time-consuming.

Parameter-Efficient Fine-Tuning (PEFT) methods (Houlsby et al., 2019; Xu et al., 2023) address this challenge by enabling the fine-tuning of a small subset of parameters, thereby improving performance in various applications like multi-task learning (Xu et al., 2024; Kong et al., 2024), multilingual summarisation, and transfer learning (Whitehouse et al., 2024; Zhao et al., 2024). One prominent PEFT approach is Low-Rank Adaptation (LoRA) (Hu et al., 2021), which fine-tunes low-rank matrices to capture domain-specific knowledge and merges them with pre-trained LLMs.

To enhance the multi-task learning capabilities of LLMs, several methods have been proposed to fuse task-specific LoRAs, including Arrow (Ostapenko et al., 2024), LoRAHub (Huang et al., 2024) and MeteorA (Xu et al., 2025). These approaches primarily use learnable gating networks or multiple iterations to adapt and combine multiple LoRAs. For instance, MeteorA (Xu et al., 2024) introduces 7 token-level gating networks to all attention and MLP layers for dynamic LoRA fusion.

However, most of these methods lack the ability to dynamically fuse LoRAs based on contextual prompt inputs during inference. They either require manual selection before combining LoRAs or necessitate additional fine-tuning of embedded gating networks when new tasks are introduced. Moreover, existing LoRA mixture strategies like MeteorA focus on token-level Mixture-of-Experts (MoE) gating across all attention heads and MLP layers, which significantly increases inference time for next-token generation. Observations from prior studies (Xu et al., 2025; Lin et al., 2024; Muqeth

*Corresponding author: ruizhe.li@abdn.ac.uk.

et al., 2024) indicate that within the same sentence of a task, the same LoRA is consistently assigned to each token. This suggests that token-level LoRA MoE might be unnecessary and computationally inefficient.

In this paper, we propose a Dynamic Lightweight Plugin for LoRA fusion (DLP-LoRA), which employs a lightweight mini-MLP module to dynamically fuse multiple LoRAs based on top- p sampling strategies on the sentence level. This mini-MLP plugin, containing only 5M parameters, is fast to train for multi-task classification and easily adaptable to new domains, such as increasing task numbers from 50 to 100. By leveraging sentence-level LoRA selection and fusion guided by the mini-MLP plugin, DLP-LoRA requires less than 2x the inference time compared to manually selecting and loading a single LoRA and different LoRA baselines equipped with dynamic fusion methods, making it comparable in efficiency.

We evaluate DLP-LoRA across 26 tasks, including 18 multiple-choice question (MCQ) datasets spanning mathematical QA, logical reasoning, language identification, and reading comprehension, as well as 8 question-answering (QA) datasets focused on summarisation, machine translation, and open-domain QA. Under comparable inference times to single LoRA setups and different dynamic LoRA baselines, DLP-LoRA achieves an average accuracy of **91.9%** across the 18 MCQ datasets and average BLEU, ROUGE-1, and ROUGE-L scores of **54.1**, **43.5**, and **40.8**, respectively, across the 8 QA datasets. These evaluations are conducted using Qwen-2 1.5B, Qwen-2 7B, LLaMA-2 7B, and LLaMA-3 8B backbones. Additionally, our model demonstrates relative improvements of **92.95%** and **13.2%** for the MCQ and QA tasks, respectively, compared to different LLM backbones under composite task settings. With DLP-LoRA, the inference speed of the LLaMA-2 7B backbone is improved by average **353.8%** compared to different dynamic LoRA baselines. Our case studies further illustrate that sentence-level DLP-LoRA effectively balances the trade-off between multi-LoRA inference and fusion.

In summary, our contributions are threefold:

- We introduce DLP-LoRA, a dynamic and lightweight plugin for multi-LoRA selection and fusion that is fast to train and easily adaptable to new domains.

- By employing sentence-level multi-LoRA selection and fusion, DLP-LoRA leverages parallel CUDA acceleration, achieving less than 2x the inference time compared to single LoRA inference and outperforming token-level MoE gating routers in efficiency.
- Through extensive evaluations on 26 tasks including MCQ and QA, DLP-LoRA significantly improves accuracy, BLEU, ROUGE-1 and ROUGE-L compared to different SOTA LoRA baselines under single and composite task settings.

2 Background

Low-Rank Adaptation (LoRA). LoRA (Hu et al., 2021) fine-tunes LLMs efficiently by freezing most pre-trained weights and adding low-rank matrices to specific layers, notably within Transformer attention projections (and recently, MLP layers (Dou et al., 2024; Li et al., 2024)). Given a weight matrix $\mathbf{W} \in \mathbb{R}^{h \times d}$, LoRA introduces matrices $\mathbf{A} \in \mathbb{R}^{h \times r}$ and $\mathbf{B} \in \mathbb{R}^{r \times d}$ with $r \ll \min(h, d)$, modifying the weight as:

$$\mathbf{W}' = \mathbf{W} + \mathbf{A}\mathbf{B}. \quad (1)$$

For an input \mathbf{x} , the output becomes $\mathbf{h} = \mathbf{x}\mathbf{W} + \mathbf{x}\mathbf{A}\mathbf{B}$. This approach leverages the insight that fine-tuning updates often lie in a low-dimensional subspace, drastically reducing trainable parameters (sometimes by up to 10,000x) while keeping inference efficient, since the low-rank matrices can be merged with the original weights after training.

Multi-task LoRA Mixture. A single LoRA adapter is tailored to one downstream task, limiting its utility to that particular application. To enable multi-task handling, one approach fine-tunes a single adapter on a combined dataset, but this can dilute domain-specific knowledge (Lin et al., 2024). Alternatively, individual LoRA adapters can be treated as modular components. Some architectures combine multiple adapters via a learnable weighted sum (Huang et al., 2023) or unified CUDA memory pools (Sheng et al., 2023), though these often require manual selection and additional few-shot or in-context learning. A more dynamic method, as seen in MeteorA (Xu et al., 2025), uses a token-level Mixture-of-Experts framework with a trainable gating mechanism across layers to automatically fuse different LoRAs. However, the

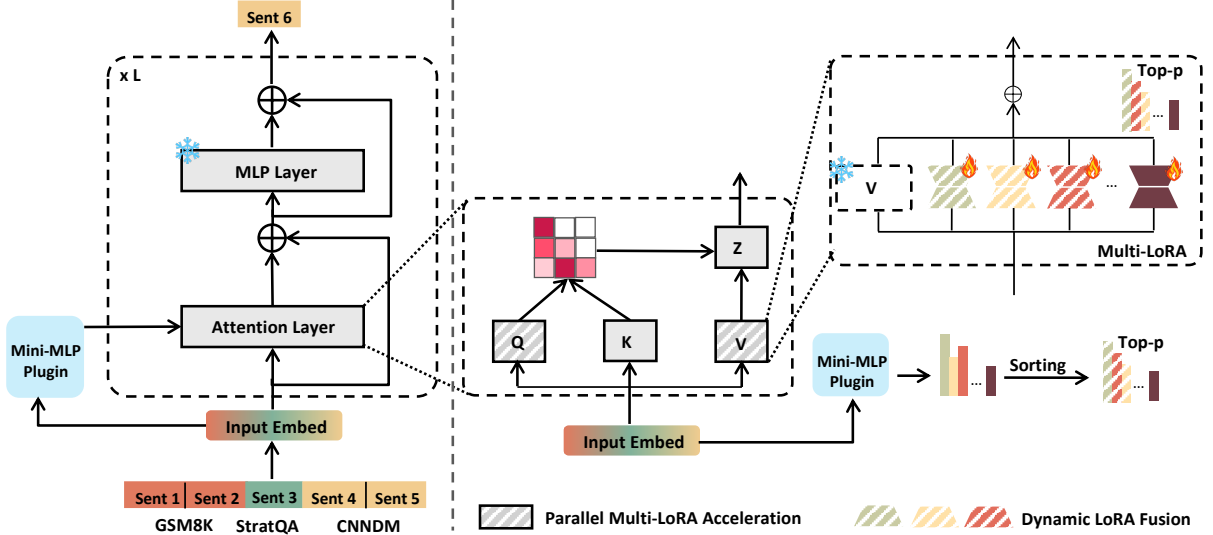


Figure 1: DLP-LoRA framework: different LoRAs will be activated based on the input task and sentence via mini-MLP plugin. When Top- p sampling is used via the mini-MLP plugin, multiple LoRAs will be sampled and fused with probability p as the threshold. DLP-LoRA fusion is only enabled once the first token of every new sentence is generated.

inclusion of a trainable gating module at every attention and MLP layer with token-level routing significantly increases inference time compared to single LoRA inference. This performance drawback remains substantial even with the development of GPU kernel acceleration methods.

3 Methodology

Our proposed DLP-LoRA framework comprises three key components: a lightweight mini-MLP plugin \mathcal{C}_{MLP} , a base LLM backbone \mathcal{M} , and a set of N fine-tuned LoRA modules $L_{\{1\dots N\}}$ corresponding to different tasks $\mathcal{D}_{\{1\dots N\}}$, as illustrated in Figure 1. Initially, we train the mini-MLP classifier \mathcal{C}_{MLP} on these tasks to achieve high task classification accuracy (we evaluate 26 tasks in this work; see Appendix B for details). Once trained, the LLM backbone \mathcal{M} utilises the mini-MLP plugin to dynamically fuse the appropriate fine-tuned LoRAs $L_{\{1\dots N\}}$ at the sentence level, enabling efficient multi-task learning.

3.1 Lightweight Multi-task Classification Plugin

Previous methods that perform token-level task classification and routing within the LLM backbone, by injecting a trainable gating network at each attention and MLP layer, are computationally intensive and inefficient during inference (Xu et al., 2025). Observing that most tokens within a sentence typically pertain to the same task (Xu et al.,

2025; Lin et al., 2024; Muqeeth et al., 2024), we propose a more efficient sentence-level task classification approach. Specifically, we introduce an off-the-shelf 4-layer mini-MLP plugin \mathcal{C}_{MLP} that requires training only once on the sentence level for the selected N tasks.

Given N distinct tasks $\mathcal{D}_{\{1\dots N\}}$ and a collection of M sentences $\mathcal{S}_{\{1\dots M\}} \in \mathcal{D}_n$, our lightweight 4-layer \mathcal{C}_{MLP} encodes each input sentence \mathcal{S}_m using a specific tokenizer (we utilise the ALBERT tokenizer (Lan, 2019) in this work) and classifies \mathcal{S}_m to the correct task \mathcal{D}_n :

$$\mathcal{Y}_n = \mathcal{C}_{\text{MLP}}(\mathcal{S}_m), \quad \text{where } \mathcal{Y}_n \in \mathcal{D}_{\{1\dots N\}}, \quad (2)$$

3.2 Dynamic LoRA Fusion

Once the \mathcal{C}_{MLP} classifier is well-trained on the tasks $\mathcal{D}_{\{1\dots N\}}$, it serves as a plugin to the LLM backbone \mathcal{M} for dynamically fusing multiple LoRAs $L_{\{1\dots N\}}$ at the sentence level. For the current input sentence $\mathcal{S}_m \in \mathcal{D}_n$, we consider the first token w_1 and the previous contextual history $\mathcal{H}_{\{1\dots k\}}$. We employ a top- p sampling scheme via \mathcal{C}_{MLP} to dynamically select the possible LoRAs to fuse, using probability p as the threshold:

$$\mathcal{I}_p = \{\mathcal{Y}_{\{1\dots R\}} \mid w_1 \in \mathcal{S}_m, \mathcal{H}_{\{1\dots k\}}\}, \quad \text{where } \mathcal{Y}_r \geq p. \quad (3)$$

Using the set \mathcal{I}_p for the current sentence \mathcal{S}_m , we fuse the selected LoRAs based on normalised weights obtained via a softmax function:

$$\mathcal{W}_m = \text{Softmax}(\mathcal{I}_p) = \{w_1, \dots, w_R\}. \quad (4)$$

Importantly, the C_{MLP} classifier is only activated when the first token w_1 of the current sentence \mathcal{S}_m is generated, leveraging the contextual information $\mathcal{H}_{\{1\dots k\}}$. This approach significantly accelerates the inference time of \mathcal{M} compared to token-level gating network classification (Xu et al., 2025), as it avoids the overhead of per-token classification.

3.3 Parallel Multi-LoRA Acceleration

Beyond the efficiency gained from sentence-level LoRA sampling and fusion, which avoids the inefficiency of repetitive per-token LoRA classification, a significant advantage of our approach is the ability to fully exploit parallel multi-LoRA acceleration.

Given N fine-tuned LoRAs, we construct two tensors $\mathbf{A} \in \mathbb{R}^{N \times h \times r}$ and $\mathbf{B} \in \mathbb{R}^{N \times r \times d}$, which are allocated contiguously in High Bandwidth Memory (HBM). In contrast to token-level LoRA classification and forward computation, where each token in the batch operates independently, limiting the effectiveness of General Matrix Multiplication (GEMM) optimisations in frameworks like PyTorch, our sentence-level LoRA classification removes the independence constraints among tokens within a sentence. By iterating over all N LoRAs using a hash table stored in HBM, we retrieve the sampled LoRAs \mathcal{I}_p based on top- p sampling and their corresponding weights \mathcal{W}_m . Subsequently, all sampled LoRAs are fused into the original layer-wise weights \mathbf{W} of the LLM as follows:

$$\underbrace{[\Delta o_1, \dots, \Delta o_{BM}]}_{B \times M} = \sum_R \mathbf{W}^{B \times M \times R} \left(\underbrace{[\mathbf{x}_1, \dots, \mathbf{x}_{BM}]}_{B \times M \times R} \times \underbrace{[\mathbf{A}_1, \dots, \mathbf{A}_{BM}]}_{B \times M \times R} \right) \times \underbrace{[\mathbf{B}_1, \dots, \mathbf{B}_{BM}]}_{B \times M \times R} \quad (5)$$

where B is the batch size, M is the number of sentences, R is the number of sampled LoRAs, and \mathbf{x} represents the encoded representation of the first token of each input sentence \mathcal{S}_m . Normally, M is significantly smaller than the token numbers during finetuning. Leveraging this parallel multi-LoRA acceleration, our DLP-LoRA achieves an inference time that is on average only 1.20x slower than single LoRA inference compared with 2.62x slower of MeteoRA (see Section 4.2 for detailed comparisons).

4 Experiments

4.1 Experimental Setup

Datasets. To comprehensively evaluate our proposed DLP-LoRA framework, we follow the methodology of Xu et al. (2025) and conduct experiments across 26 diverse tasks. These include 18 multiple-choice question (MCQ) datasets covering domains such as mathematical question answering, logical reasoning, language identification, and reading comprehension. Additionally, we assess performance on 8 question-answering (QA) datasets focused on summarisation, machine translation, and open-domain QA. Specifically, we utilise 20 tasks from the BigBench benchmark (Srivastava et al., 2023), 3 machine translation tasks from the News Commentary dataset (Tiedemann, 2012) translating from non-English to English, and 3 generative tasks: GSM8K (Cobbe et al., 2021), CNN/DailyMail (See et al., 2017), and Alpaca (Taori et al., 2023). Detailed descriptions of each dataset are provided in Appendix B.

LLM Backbones, LoRAs, and Mini-MLP Plugin. We compared DLP-LoRA with several LoRA baselines, such as TIES (Yadav et al., 2024), DARE (Yu et al., 2024), Arrow (Ostapenko et al., 2024), LoraHub (Huang et al., 2024) and MeteoRA (T1-1k) (Xu et al., 2025), using four widely adopted LLM backbones: Qwen-2 1.5B and 7B (Yang et al., 2024a), LLaMA-2 7B (Touvron et al., 2023), and LLaMA-3 8B (Dubey et al., 2024). In addition, we use Huggingface PEFT (i.e., PEFT) with all 26 LoRA loaded and manual activation for specific LoRA during evaluation as a reference model. We further train a single LoRA (i.e., LoRA-F) with a mixed training dataset from all 26 tasks for comparison.

For the baseline comparisons involving single LoRA modules, we fine-tune a separate LoRA for each task using 900 training samples, randomly selected according to a 9:1 train/test split from each original dataset following (Xu et al., 2025). The rank of each LoRA used in baselines and our DLP-LoRA is 8. The mini-MLP plugin, responsible for task classification, is trained on the same samples and achieves an average classification accuracy of 98.45%. Notably, the mini-MLP plugin is lightweight, containing only 5M parameters, and can be trained rapidly in under 10 minutes for all 26 tasks and easy to extend to 100 tasks without further fine-tuning the gating networks con-

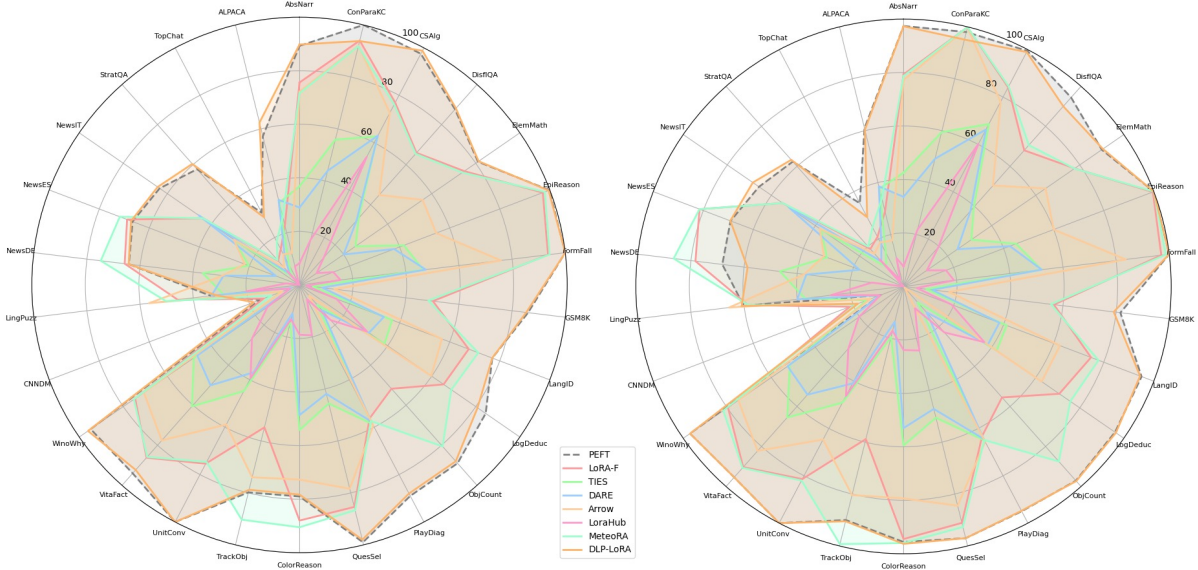


Figure 2: The performance of DLP-LoRA compared to 7 LoRA baselines using Qwen-2 1.5B (left) and LLaMA-3 8B (right) backbones across 26 tasks. See Appendix C for more results using Qwen-2 7B and LLaMA-2 7B LLMs backbones.

Models	Accuracy \uparrow	BLEU \uparrow	ROUGE-1 \uparrow	ROUGE-L \uparrow
PEFT (Ref.)	90.4 / 93.3 / 90.1 / 95.5	51.0 / 55.1 / 54.7 / 55.2	38.5 / 45.4 / 40.8 / 45.8	35.8 / 42.9 / 38.3 / 43.2
LoRA-F	74.1 / 76.9 / 75.5 / 79.0	34.4 / 41.4 / 37.7 / 42.9	24.2 / 30.8 / 27.2 / 32.7	22.6 / 29.1 / 25.9 / 30.6
TIES	40.0 / 42.5 / 41.1 / 44.4	26.9 / 33.2 / 29.6 / 34.7	13.3 / 18.4 / 15.8 / 19.9	9.2 / 14.3 / 11.4 / 15.8
DARE	36.2 / 38.9 / 37.4 / 40.7	30.1 / 35.3 / 32.3 / 36.7	12.0 / 17.3 / 14.5 / 18.8	8.6 / 13.6 / 11.1 / 14.7
Arrow	60.8 / 63.6 / 62.2 / 66.0	23.0 / 28.5 / 25.7 / 29.9	20.9 / 26.9 / 23.6 / 28.3	16.9 / 22.9 / 19.9 / 24.2
LoraHub	18.5 / 21.7 / 19.5 / 22.9	6.5 / 9.6 / 8.1 / 10.1	8.1 / 12.8 / 10.4 / 14.1	5.8 / 9.4 / 7.4 / 10.4
MeteoRA (T1-1k)	77.8 / 81.6 / 79.0 / 84.1	37.4 / 43.6 / 40.5 / 45.6	25.4 / 32.0 / 28.0 / 33.8	24.0 / 29.7 / 26.6 / 31.4
DLP-LoRA	89.7 / 92.9 / 90.0 / 95.0	51.9 / 54.8 / 54.9 / 54.9	40.1 / 45.4 / 41.8 / 46.6	36.9 / 43.1 / 39.1 / 44.0

Table 1: Average performance of 26 tasks on four different LLM backbones by comparing different LoRA baselines and our DLP-LoRA. For each column under the corresponding evaluation metric, the results represent Qwen-2 1.5B / Qwen-2 7B / LLaMA-2 7B / LLaMA-3 8B backbones used for each baseline, respectively. Our DLP-LoRA significantly outperforms all LoRA baselines across all tasks based on the average evaluation metric. For each task result, please refer to the Appendix C.

tained in MoE-structure baselines, such as Meteora. All experiments regarding DLP-LoRA and other baselines are conducted on a single NVIDIA GTX 3090Ti GPU 24GB and H100, respectively.

Evaluation Metrics and Composite Task Setting.

Given that all 26 tasks can be categorised into MCQ and QA types, we employ accuracy as the evaluation metric for MCQ tasks and BLEU, ROUGE-1, and ROUGE-L scores for QA tasks. To assess multi-task learning capabilities, we create composite task settings by combining the 18 MCQ tasks (Composite-18) and the 8 QA tasks (Composite-8). In all experiments, we report the average results over 10 runs to ensure statistical reliability.

4.2 Experimental Results

Main Results. Figure 2 presents the performance of our DLP-LoRA compared to 7 LoRA baselines across 26 tasks using Qwen-2 1.5B and LLaMA-3 8B as backbones. Our DLP-LoRA not only significantly outperforms most LoRA baselines but also achieves performance comparable to, and in some cases surpassing, that of the manually loaded PEFT method across 26 tasks. Similar trends are observed for another two LLM backbones in Appendix C. As shown in Table 1, DLP-LoRA achieves significant improvement on accuracy, BLEU, ROUGE-1 and ROUGE-L with the average 91.9%, 54.1, 43.5 and 40.8 compared to SOTA Meteora, respectively. In addition, DLP-LoRA has comparable or better performance on MCQ tasks or QA tasks when us-

Composite- n	Metric (Avg.) \uparrow	Basic	LoRA-F ($r=64$)	DLP-LoRA
Composite-18	Acc.	48.0	49.1	92.6
Composite-8	BLEU	52.3	52.6	57.5
	ROUGE-1	49.1	49.5	55.9
	ROUGE-L	46.5	46.9	53.8

Table 2: Evaluation results for composite- n task, where composite-8 includes all QA tasks, and composite-18 includes all MCQ tasks. In addition, we compare a single LoRA with a higher rank trained on composite-26 task setting. The evaluation results are averaged after running 10 times.

ing Qwen-2 7B, LLaMA-2 7B and LLaMA-3 8B than the PEFT reference approach. These results demonstrate that DLP-LoRA can match or even exceed the performance of individually fine-tuned single LoRAs or dynamic MoE-based LoRA baselines by dynamically selecting and fusing multiple LoRAs on the sentence level.

Multi-task Composite Performance. We further evaluate DLP-LoRA’s capability in multi-task learning under composite task settings by combining the 18 MCQ tasks and the 8 QA tasks. As presented in Table 2, DLP-LoRA significantly enhances performance over the basic LLM backbones, achieving absolute improvements of 44.6% in accuracy for the MCQ composite, and 5.2, 6.8, and 7.3 in BLEU, ROUGE-1, and ROUGE-L scores, respectively, for the QA composite. In addition, we further fine-tuned a single LoRA with a higher rank 64 on all 26 tasks, and the improvement of such LoRA-F ($r = 64$) is incremental, which confirmed the argument that a single adapter on a combined dataset can dilute domain-specific knowledge (Lin et al., 2024). These findings indicate that DLP-LoRA effectively and automatically selects the appropriate LoRAs based on the input prompts within composite tasks, facilitating dynamic multi-task adaptation. A detailed example illustrating how DLP-LoRA selects and fuses multiple LoRAs is provided in Section 4.3.

Inference Time Efficiency Compared to LLM Backbones. We also conduct a comprehensive evaluation of the inference time efficiency of DLP-LoRA and its variants compared to the basic LLM backbones and single LoRA models. As shown in Table 3, single LoRA models exhibit inference speeds comparable to the baseline LLMs, being only about 1.05x slower on average. When incorporating ALBERT (11M parameters) as the plugin, DLP-LoRA’s inference time ranges from 1.12 to

Models	LoRA	DLP (ALBERT)	DLP (mini-MLP)
Qwen-2 1.5B	1.15	1.90 _{+65.22%}	1.12 _{-2.61%}
Qwen-2 7B	1.00	1.13 _{+13.00%}	1.12 _{+12.00%}
LLaMA-2 7B	1.05	1.80 _{+71.43%}	1.60 _{+52.38%}
LLaMA-3 8B	1.00	1.12 _{+12.00%}	1.11 _{+11.00%}
Avg.	1.05	1.49 _{+41.90%}	1.24 _{+18.10%}

Table 3: The averaged inference time ratio across 26 datasets by comparing the single LoRA, and DLP-LoRA equipped ALBERT and mini-MLP plugin with the basic LLMs backbones. The subscript percentage denotes relative inference time improvement or reduction of DLP-LoRA over the single LoRA inference.

Models	Decoding latency ratio	Peak Memory ratio
LLaMA2-7B	1.00	1.00
MOLA	10.54 _{+954%}	2.04 _{+104%}
PESC	3.54 _{+254%}	1.02 _{+2%}
MoRAL	3.58 _{+258%}	1.02 _{+2%}
LoRA-Switch	1.29 _{+29%}	1.07 _{+7%}
MeteoRA	2.62 _{+162%}	1.12 _{+12%}
DLP-LoRA	1.20 _{+20%}	1.00 _{+0%}

Table 4: The inference time and memory consuming ratio compared with different dynamic LoRAs baselines based on LLaMA-2 7B. The subscript percentage denotes relative inference time and memory usage improvement of different LoRAs baselines over the LLaMA-2 7B backbone.

1.90x slower than the basic LLMs, representing a 41.90% increase compared to single LoRA inference. By contrast, using the mini-MLP plugin with 5M parameters, DLP-LoRA achieves faster inference, with only an 18.10% average increase in inference time over single LoRA models across all tasks. These results validate the efficiency of our sentence-level LoRA selection and fusion approach.

Efficiency Comparison among Different Dynamic LoRAs Baselines. We further compare our DLP-LoRA with different dynamic LoRAs baselines in order to evaluate the DLP-LoRA’s efficiency at inference speed and memory usage. We fine-tuned 8 different LoRAs based on selected 8 datasets including ARC (Clark et al., 2018), HelLaSwag (Zellers et al., 2019), MMLU (Hendrycks et al., 2020), TruthfulQA (Lin et al., 2022), Winogrande (Sakaguchi et al., 2021), ScienceQA (Lu et al., 2022), CommonsenseQA (Talmor et al., 2019), and OpenbookQA (Mihaylov et al., 2018). Then we compare DLP-LoRA with different baselines, such as MOLA (Gao et al., 2024), PESC (Wu et al., 2024a), MoRAL (Yang et al., 2024b) and LoRA-Switch (Kong et al., 2024) on the ShareGPT

Content	Contributions of LoRAs
<p>Query: Is it common to see frost during some college commencements?</p> <p>Output: Yes, it is common to see frost during some college commencements, especially in areas where the weather is cooler or more temperate. Frost is the formation of ice crystals on surfaces in the atmosphere, typically when the temperature is below freezing. It can occur on surfaces such as grass, leaves, and even clothing. In some cases, frost can form on the ground or on surfaces during college commencements, especially if the temperature is around or below freezing. This can happen in the early morning or late evening, when the air is colder.</p>	<p>AbsNarr: 50.5%</p> <p>GSM8K: 49.5%</p>
<p>Query: Aber das Ausmaß dieser Korruption sollte uns angesichts der Probleme mit der Buchführung der öffentlichen Hand nicht blenden. Auch in diesem Bereich werden hinterhältige Dinge gedreht.</p> <p>Output: But the freezing of this corruption should not blind us to the problems with the public sectors accounting. In this area, too, something is being covered up.</p>	<p>NewsDE: 100.0%</p>
<p>Query: It is not always easy to see which chemicals are contained in our consumer products. The following argument pertains to this question: First premise: Selenium sulfide is an ingredient of Water Baby. Second premise: Being an ingredient of Climate Control is sufficient for not being an ingredient of Water Baby. We may conclude that selenium sulfide is not an ingredient of Climate Control. Is the argument, given the explicitly stated premises, deductively valid or invalid? A valid B invalid:</p> <p>Output: A</p>	<p>FormFall: 100.0%</p>

Table 5: Case study of DLP-LoRA based on LLaMA-3 8B backbone under composite-3 task setting, where the selected LoRAs with corresponding probabilities are demonstrated on the right side.

dataset (Wang et al., 2023)¹. As shown in Table 4, it is evident that DLP-LoRA stands out in both speed and memory efficiency. Even when handling 8 tasks, DLP-LoRA completes inference tasks fast with only 1.20x slower than the basic LLaMA-2 7B inference and with minimal additional memory costs, demonstrating a significant advantage over other dynamic LoRA baselines.

4.3 Case Study

To illustrate the practical effectiveness of DLP-LoRA, we present a case study in Table 5 using the LLaMA-3 8B backbone under a composite task setting involving three tasks. For the first input prompt, DLP-LoRA selects two LoRAs, i.e., AbsNarr and GSM8K, with probabilities of 50.5% and 49.5%, respectively, using top- p sampling. The AbsNarr dataset involves narratives encapsulating human experiences and wisdom, while GSM8K focuses on practical scenarios requiring general knowledge through mathematical reasoning. The gold standard dataset, StratQA, requires answering general knowledge questions with reasoning steps. DLP-LoRA effectively fuses the AbsNarr and GSM8K LoRAs to generate logical explanations that incorporate general knowledge about frost weather and commencements. When subsequent questions are input, concatenated with the history, DLP-LoRA continues to successfully select the appropriate LoRAs, i.e., NewsDE and FormFall, from the pool of 26 LoRAs stored in high-bandwidth memory (HBM). This case study demonstrates DLP-LoRA’s ability to dynamically select and fuse multiple LoRAs to address diverse

tasks effectively.

5 Discussion

Limitations of Top- k Selection. Most existing Multi-LoRA or LoRA-MoE methods employ a top- k router to manually determine the fixed number of LoRAs to use for multi-task learning (Li et al., 2024; Yang et al., 2024b; Wu et al., 2024a). This manual selection can restrict the model’s ability to dynamically select and fuse multiple LoRAs based on the task requirements. In our approach, we utilise top- p selection, which leverages the probabilities assigned by the mini-MLP plugin to each LoRA, using a threshold p . This allows DLP-LoRA to adaptively decide both the number and combination of LoRAs to fuse for different tasks, enhancing flexibility and performance.

Additional Parameters Added by Different LoRAs. Apart from the performance comparison in Table 1, we further analyse how many additional parameters are introduced for each LoRA baseline compared to our DLP-LoRA in Table 6. We demonstrate the layer-wise parameters added to the LLM backbones, and indicate the fusion strategy and whether each LoRA baseline is dynamic. As demonstrated in Table 6, DLP-LoRA only introduces $\frac{5e6}{L}$ parameters² per layer compared to all static LoRA baselines. When compared to other two dynamic LoRA baselines, i.e., Arrow and MeteorA, our DLP-LoRA has a superior advantage, as Arrow has to implement SVD decomposition for all LoRAs to build layer-wise weight matrices for hidden states routing and MeteorA inserts the trainable gating network with MoE on 7 components (Q, K, V and O in the attention layer and up-projection,

¹Since LoRA-Switch did not describe how many LoRAs are utilised during inference for ShareGPT dataset, we assume that all 8 LoRAs based on the original work are equipped and we can regard this as the lower-bound of DLP-LoRA.

²Those new introduced parameters are the mini-MLP, and it accounts for 5M in total when we sum up across all layers.

Models	Param. (layer-wise)	Fusion	Dynamic
PEFT (Ref.)	$2(A + B)$	\times	\times
LoRA-F	$2(A + B)$	Manually merge all datasets	\times
TIES	$2(A + B)$	Trim redundancy + Merge aligned vectors	\times
DARE	$2(A + B)$	Random drop + Rescale delta parameters + Merge	\times
Arrow	$2(hN + A + B)$	SVD of each LoRA params from built Model-Based Clustering LoRAs	\checkmark
LoraHub	$2(A + B)$	Compose multiple LoRAs + Adapt the set of coefficients based evolution strategies	\times
MeteoRA (T1-1k)	$7(hN + A + B)$	Token-level trainable Gating network added to 7 modules per layer	\checkmark
DLP-LoRA	$\frac{5e6}{L} + 2(A + B)$	A 5M mini-MLP plugin to dynamically fuse multiple LoRAs	\checkmark

Table 6: The layer-wise LoRA parameters comparison among different baselines and our DLP-LoRA with corresponding LoRA fusion methods, where A, B, h, N, L indicate the parameters of LoRA’s A, B matrices, model’s hidden representations, number of LoRAs and number of total layers, respectively. Apart from MeteoRA which is designed to add a gating network with LoRA to 7 components per layer, other LoRA baselines and our DLP-LoRA only introduce LoRAs to the query and value projections in the attention layer.

Models	Num. of LoRA	# Params (%)	Inference Time Ratio
MeteoRA (T1-1k)	50	2.065	3.75
	100	8.483	4.02
DLP-LoRA	50	0.043	1.76
	100	0.085	1.83

Table 7: The increased LoRA’s parameters and inference time ratio compared between MeteoRA (T1-1k) and our DLP-LoRA under different numbers of LoRAs using the LLaMA-3 8B as the backbone. # Params denote the percentage of LoRAs’ parameters over the LLaMA-3 8B.

gating for SiLU and down-projection in MLP) per layer.

Inference Time of Multi-LoRA Loading at Scale

Table 1 shows the superior performance of our DLP-LoRA compared to other LoRA baselines across 26 tasks. It is also important to demonstrate whether the inference time is practical when more LoRAs are required in real-world settings. We conducted an ablation study to assess how the inference time scales with the increasing number of LoRAs, using the LLaMA-3 8B backbone as a reference. As illustrated in Table 7, even as the number of LoRAs increases to 100, the inference time ratio of DLP-LoRA remains within 2x using the LLaMA-3 8B model. Additionally, the combined parameters of all LoRAs constitute less than 0.1% of the 8B parameters in the LLaMA-3 backbone. With our DLP plugin method, switching to a different LoRA requires only retraining a small 5M mini-MLP, resulting in minimal computational overhead. However, MeteoRA needs to further insert and fine-tune the whole seven trainable gating networks per layer for all introduced new LoRAs, which significantly increases the number of new parameters and computational resources. In contrast, DLP-LoRA only adjusts the final linear layer of mini-MLP, which

keeps the total increase to around 5M parameters. This suggests that LoRA fine-tuning can enable LLMs to enhance their capabilities across various domains simultaneously when equipped with sufficient LoRAs. In summary, these results in Table 7 demonstrate that our approach scales efficiently with the number of LoRAs without incurring significant computational overhead, maintaining practical inference times even at scale.

6 Related Work

In the area of multi-task learning with LoRA, two primary research directions have emerged beyond the straightforward approach of fine-tuning a single LoRA on a combined dataset of multiple tasks (Lin et al., 2024). The first direction focuses on developing libraries or frameworks to reuse and integrate existing LoRAs, while the second aims to design router networks based on MoEs to dynamically fuse multiple LoRAs.

Multiple LoRA Architectures Several works have proposed frameworks for combining and managing multiple LoRAs. Huang et al. (2023) introduced LoRAHub, a framework that combines existing fine-tuned LoRAs using a learnable weighted sum, allowing for more flexible adaptation across tasks. S-LoRA (Sheng et al., 2023) emphasises unified memory pool design to manage dynamic LoRA weights with varying ranks and key-value cache tensors for CUDA kernels, enhancing computational efficiency. Additionally, Model-Based Clustering (MBC) (Ostapenko et al., 2024) employs clustering techniques to group tasks based on the similarity of their LoRA parameters, facilitating better parameter sharing and task generalization.

Mixture-of-Experts with Multiple LoRAs Another line of research integrates Mixture-of-Experts mechanisms to control and fuse multiple LoRAs dynamically. In these approaches, multiple LoRAs are fine-tuned and injected into the model’s MLP layers, with a router network determining which LoRA to activate for a given task. Examples include LoRAMoE (Dou et al., 2024), PHAT-GOOSE (Muqeeth et al., 2024), MoLE (Wu et al., 2024b), and LoRA-Switch (Kong et al., 2024). Some methods extend this fusion to both MLP and attention layers, such as MixLoRA (Li et al., 2024) and Mixture of Adaptations (MoA) (Feng et al., 2024), enabling more comprehensive adaptation across model components.

Furthermore, token-level routing strategies have been proposed to enhance the granularity of LoRA selection. MeteORA (Xu et al., 2025) introduces a token-level MoE-style multi-task LoRA framework with trainable gating mechanisms across all attention and MLP layers, allowing for dynamic selection and fusion of different LoRAs based on input tokens. Similarly, AdaMoE (Zeng et al., 2024) presents an adaptive MoE approach that leverages token-level routing within transformer models to improve performance across diverse tasks.

7 Conclusion

We introduced DLP-LoRA, a dynamic and lightweight plugin that employs a mini-MLP module with only 5 million parameters to dynamically fuse multiple LoRAs at the sentence level using top- p sampling strategies. Our comprehensive evaluation across 17 MCQ tasks and 9 QA tasks demonstrates that DLP-LoRA not only closely matches the performance of individually fine-tuned single LoRAs but also surpasses them on certain tasks, all while incurring less than twice the inference time. Through detailed discussions and ablation studies, we have shown that DLP-LoRA effectively balances performance and efficiency in multi-task learning, making it a practical solution for dynamic multi-task adaptation in LLMs.

Limitations

Our evaluation of DLP-LoRA was primarily conducted on LLM backbones ranging from 1.5 billion to 8 billion parameters, constrained by the computational limitations of our GPU resources. Consequently, we were unable to assess the performance of DLP-LoRA on larger models such

as Qwen-2.5 32B (Hui et al., 2024) and LLaMA-3.1 70B (Dubey et al., 2024), which may exhibit different behaviors and performance characteristics. Additionally, when composite tasks include a higher proportion of MCQ datasets, DLP-LoRA tends to assign higher probabilities to the specific MCQ LoRA, potentially limiting its ability to effectively fuse and utilize QA LoRAs. This tendency might restrict the diversity of generated outputs and the fusion capabilities of DLP-LoRA across a broader range of tasks.

References

- Josh Achiam, Steven Adler, Sandhini Agarwal, Lama Ahmad, Ilge Akkaya, Florencia Leoni Aleman, Diogo Almeida, Janko Altschmidt, Sam Altman, Shyamal Anadkat, et al. 2023. Gpt-4 technical report. *arXiv preprint arXiv:2303.08774*.
- Janice Ahn, Rishu Verma, Renze Lou, Di Liu, Rui Zhang, and Wenpeng Yin. 2024. Large language models for mathematical reasoning: Progresses and challenges. In *The 18th Conference of the European Chapter of the Association for Computational Linguistics*, page 225.
- Jinze Bai, Shuai Bai, Yunfei Chu, Zeyu Cui, Kai Dang, Xiaodong Deng, Yang Fan, Wenbin Ge, Yu Han, Fei Huang, Binyuan Hui, Luo Ji, Mei Li, Junyang Lin, Runji Lin, Dayiheng Liu, Gao Liu, Chengqiang Lu, Keming Lu, Jianxin Ma, Rui Men, Xingzhang Ren, Xuancheng Ren, Chuanqi Tan, Sinan Tan, Jianhong Tu, Peng Wang, Shijie Wang, Wei Wang, Sheng-guang Wu, Benfeng Xu, Jin Xu, An Yang, Hao Yang, Jian Yang, Shusheng Yang, Yang Yao, Bowen Yu, Hongyi Yuan, Zheng Yuan, Jianwei Zhang, Xingxuan Zhang, Yichang Zhang, Zhenru Zhang, Chang Zhou, Jingren Zhou, Xiaohuan Zhou, and Tianhang Zhu. 2023. Qwen technical report. *arXiv preprint arXiv:2309.16609*.
- Peter Clark, Isaac Cowhey, Oren Etzioni, Tushar Khot, Ashish Sabharwal, Carissa Schoenick, and Oyvind Tafjord. 2018. Think you have solved question answering? try arc, the ai2 reasoning challenge. *arXiv preprint arXiv:1803.05457*.
- Karl Cobbe, Vineet Kosaraju, Mohammad Bavarian, Mark Chen, Heewoo Jun, Lukasz Kaiser, Matthias Plappert, Jerry Tworek, Jacob Hilton, Reiichiro Nakano, et al. 2021. Training verifiers to solve math word problems. *arXiv preprint arXiv:2110.14168*.
- Shihan Dou, Enyu Zhou, Yan Liu, Songyang Gao, Wei Shen, Limao Xiong, Yuhao Zhou, Xiao Wang, Zhiheng Xi, Xiaoran Fan, et al. 2024. Loramoe: Alleviating world knowledge forgetting in large language models via moe-style plugin. In *Proceedings of the 62nd Annual Meeting of the Association for Computational Linguistics (Volume 1: Long Papers)*, pages 1932–1945.

- Abhimanyu Dubey, Abhinav Jauhri, Abhinav Pandey, Abhishek Kadian, Ahmad Al-Dahle, Aiesha Letman, Akhil Mathur, Alan Schelten, Amy Yang, Angela Fan, et al. 2024. The llama 3 herd of models. *arXiv preprint arXiv:2407.21783*.
- Wenfeng Feng, Chuzhan Hao, Yuewei Zhang, Yu Han, and Hao Wang. 2024. Mixture-of-loras: An efficient multitask tuning for large language models. *arXiv preprint arXiv:2403.03432*.
- Clémentine Fourrier, Nathan Habib, Alina Lozovskaya, Konrad Szafer, and Thomas Wolf. 2024. Open llm leaderboard v2. https://huggingface.co/spaces/open-llm-leaderboard/open_llm_leaderboard.
- Chongyang Gao, Kezhen Chen, Jinmeng Rao, Baochen Sun, Ruibo Liu, Daiyi Peng, Yawen Zhang, Xiaoyuan Guo, Jie Yang, and VS Subrahmanian. 2024. Higher layers need more lora experts. *arXiv preprint arXiv:2402.08562*.
- Dan Hendrycks, Collin Burns, Steven Basart, Andy Zou, Mantas Mazeika, Dawn Song, and Jacob Steinhardt. 2020. Measuring massive multitask language understanding. *arXiv preprint arXiv:2009.03300*.
- Neil Houlsby, Andrei Giurgiu, Stanislaw Jastrzebski, Bruna Morrone, Quentin De Laroussilhe, Andrea Gesmundo, Mona Attariyan, and Sylvain Gelly. 2019. Parameter-efficient transfer learning for nlp. In *International conference on machine learning*, pages 2790–2799. PMLR.
- Edward J Hu, Yelong Shen, Phillip Wallis, Zeyuan Allen-Zhu, Yuanzhi Li, Shean Wang, Lu Wang, and Weizhu Chen. 2021. Lora: Low-rank adaptation of large language models. *arXiv preprint arXiv:2106.09855*.
- Chengsong Huang, Qian Liu, Bill Yuchen Lin, Tianyu Pang, Chao Du, and Min Lin. 2023. Lorahub: Efficient cross-task generalization via dynamic lora composition. *arXiv preprint arXiv:2307.13269*.
- Chengsong Huang, Qian Liu, Bill Yuchen Lin, Tianyu Pang, Chao Du, and Min Lin. 2024. **Lorahub: Efficient cross-task generalization via dynamic lora composition**. In *First Conference on Language Modeling*.
- Binyuan Hui, Jian Yang, Zeyu Cui, Jiaxi Yang, Dayiheng Liu, Lei Zhang, Tianyu Liu, Jiajun Zhang, Bowen Yu, Kai Dang, et al. 2024. Qwen2. 5-coder technical report. *arXiv preprint arXiv:2409.12186*.
- Régis Pierrard Ilyas Moutawwakil. 2023. Llm-perf leaderboard. <https://huggingface.co/spaces/optimum/llm-perf-leaderboard>.
- Rui Kong, Qiyang Li, Xinyu Fang, Qingtian Feng, Qingfeng He, Yazhu Dong, Weijun Wang, Yuanchun Li, Linghe Kong, and Yunxin Liu. 2024. Lora-switch: Boosting the efficiency of dynamic llm adapters via system-algorithm co-design. *arXiv preprint arXiv:2405.17741*.
- Z Lan. 2019. Albert: A lite bert for self-supervised learning of language representations. *arXiv preprint arXiv:1909.11942*.
- Dengchun Li, Yingzi Ma, Naizheng Wang, Zhiyuan Cheng, Lei Duan, Jie Zuo, Cal Yang, and Mingjie Tang. 2024. Mixlora: Enhancing large language models fine-tuning with lora based mixture of experts. *arXiv preprint arXiv:2404.15159*.
- Stephanie Lin, Jacob Hilton, and Owain Evans. 2022. Truthfulqa: Measuring how models mimic human falsehoods. In *Proceedings of the 60th Annual Meeting of the Association for Computational Linguistics (Volume 1: Long Papers)*, pages 3214–3252.
- Tianwei Lin, Jiang Liu, Wenqiao Zhang, Zhaocheng Li, Yang Dai, Haoyuan Li, Zhelun Yu, Wanggui He, Juncheng Li, Hao Jiang, et al. 2024. Teamlora: Boosting low-rank adaptation with expert collaboration and competition. *arXiv preprint arXiv:2408.09856*.
- Pan Lu, Swaroop Mishra, Tanglin Xia, Liang Qiu, Kai-Wei Chang, Song-Chun Zhu, Oyvind Tafjord, Peter Clark, and Ashwin Kalyan. 2022. Learn to explain: Multimodal reasoning via thought chains for science question answering. *Advances in Neural Information Processing Systems*, 35:2507–2521.
- Todor Mihaylov, Peter Clark, Tushar Khot, and Ashish Sabharwal. 2018. Can a suit of armor conduct electricity? a new dataset for open book question answering. In *Proceedings of the 2018 Conference on Empirical Methods in Natural Language Processing*, pages 2381–2391.
- Niklas Muennighoff, Nouamane Tazi, Loïc Magne, and Nils Reimers. 2022. **Mteb: Massive text embedding benchmark**. *arXiv preprint arXiv:2210.07316*.
- Mohammed Muqeeth, Haokun Liu, Yufan Liu, and Colin Raffel. 2024. Learning to route among specialized experts for zero-shot generalization. *arXiv preprint arXiv:2402.05859*.
- Oleksiy Ostapenko, Zhan Su, Edoardo Maria Ponti, Laurent Charlin, Nicolas Le Roux, Matheus Pereira, Lucas Caccia, and Alessandro Sordani. 2024. Towards modular llms by building and reusing a library of loras. *arXiv preprint arXiv:2405.11157*.
- Keisuke Sakaguchi, Ronan Le Bras, Chandra Bhagavatula, and Yejin Choi. 2021. Winogrande: An adversarial winograd schema challenge at scale. *Communications of the ACM*, 64(9):99–106.
- Abigail See, Peter J Liu, and Christopher D Manning. 2017. Get to the point: Summarization with pointer-generator networks. In *Proceedings of the 55th Annual Meeting of the Association for Computational Linguistics (Volume 1: Long Papers)*. Association for Computational Linguistics.

- Ying Sheng, Shiyi Cao, Dacheng Li, Coleman Hooper, Nicholas Lee, Shuo Yang, Christopher Chou, Banghua Zhu, Lianmin Zheng, Kurt Keutzer, et al. 2023. S-lora: Serving thousands of concurrent lora adapters. *arXiv preprint arXiv:2311.03285*.
- Aarohi Srivastava, Abhinav Rastogi, Abhishek Rao, Abu Awal Md Shoeb, Abubakar Abid, Adam Fisch, Adam R Brown, Adam Santoro, Aditya Gupta, Adrià Garriga-Alonso, et al. 2023. Beyond the imitation game: Quantifying and extrapolating the capabilities of language models. *Transactions on Machine Learning Research*.
- Alon Talmor, Jonathan Herzig, Nicholas Lourie, and Jonathan Berant. 2019. Commonsenseqa: A question answering challenge targeting commonsense knowledge. In *Proceedings of the 2019 Conference of the North American Chapter of the Association for Computational Linguistics: Human Language Technologies, Volume 1 (Long and Short Papers)*, pages 4149–4158.
- Rohan Taori, Ishaan Gulrajani, Tianyi Zhang, Yann Dubois, Xuechen Li, Carlos Guestrin, Percy Liang, and Tatsunori B Hashimoto. 2023. Stanford alpaca: An instruction-following llama model.
- Gemma Team, Morgane Riviere, Shreya Pathak, Pier Giuseppe Sessa, Cassidy Hardin, Surya Bhupatiraju, Léonard Hussenot, Thomas Mesnard, Bobak Shahriari, Alexandre Ramé, et al. 2024. Gemma 2: Improving open language models at a practical size. *arXiv preprint arXiv:2408.00118*.
- Qwen Team. 2024. **Qwen2.5: A party of foundation models**.
- Jörg Tiedemann. 2012. Parallel data, tools and interfaces in opus. In *Proceedings of the Eighth International Conference on Language Resources and Evaluation (LREC'12)*, pages 2214–2218.
- Hugo Touvron, Louis Martin, Kevin Stone, Peter Albert, Amjad Almahairi, Yasmine Babaei, Nikolay Bashlykov, Soumya Batra, Prajwal Bhargava, Shrutu Bhosale, et al. 2023. Llama 2: Open foundation and fine-tuned chat models. *arXiv preprint arXiv:2307.09288*.
- Guan Wang, Sijie Cheng, Xianyuan Zhan, Xiangang Li, Sen Song, and Yang Liu. 2023. Openchat: Advancing open-source language models with mixed-quality data. *arXiv preprint arXiv:2309.11235*.
- Chenxi Whitehouse, Fantine Huot, Jasmijn Bastings, Mostafa Dehghani, Chu-Cheng Lin, and Mirella Lapata. 2024. **Low-rank adaptation for multilingual summarization: An empirical study**. In *Findings of the Association for Computational Linguistics: NAACL 2024*, pages 1202–1228, Mexico City, Mexico. Association for Computational Linguistics.
- Haoyuan Wu, Haisheng Zheng, and Bei Yu. 2024a. Parameter-efficient sparsity crafting from dense to mixture-of-experts for instruction tuning on general tasks. *arXiv preprint arXiv:2401.02731*.
- Xun Wu, Shaohan Huang, and Furu Wei. 2024b. Mixture of lora experts. *arXiv preprint arXiv:2404.13628*.
- Jingwei Xu, Junyu Lai, and Yunpeng Huang. 2024. Me-teora: Multiple-tasks embedded lora for large language models. *arXiv preprint arXiv:2405.13053*.
- Jingwei Xu, Junyu Lai, and Yunpeng Huang. 2025. **Me-teoRA: Multiple-tasks embedded loRA for large language models**. In *The Thirteenth International Conference on Learning Representations*.
- Lingling Xu, Haoran Xie, Si-Zhao Joe Qin, Xiaohui Tao, and Fu Lee Wang. 2023. Parameter-efficient fine-tuning methods for pretrained language models: A critical review and assessment. *arXiv preprint arXiv:2312.12148*.
- Prateek Yadav, Derek Tam, Leshem Choshen, Colin Raffel, and Mohit Bansal. 2024. Ties-merging: Resolving interference when merging models. *Advances in Neural Information Processing Systems*, 36.
- An Yang, Baosong Yang, Binyuan Hui, Bo Zheng, Bowen Yu, Chang Zhou, Chengpeng Li, Chengyuan Li, Dayiheng Liu, Fei Huang, Guanting Dong, Haoran Wei, Huan Lin, Jialong Tang, Jialin Wang, Jian Yang, Jianhong Tu, Jianwei Zhang, Jianxin Ma, Jin Xu, Jingren Zhou, Jinze Bai, Jinzheng He, Junyang Lin, Kai Dang, Keming Lu, Keqin Chen, Kexin Yang, Mei Li, Mingfeng Xue, Na Ni, Pei Zhang, Peng Wang, Ru Peng, Rui Men, Ruize Gao, Runji Lin, Shijie Wang, Shuai Bai, Sinan Tan, Tianhang Zhu, Tianhao Li, Tianyu Liu, Wenbin Ge, Xiaodong Deng, Xiaohuan Zhou, Xingzhang Ren, Xinyu Zhang, Xipin Wei, Xuancheng Ren, Yang Fan, Yang Yao, Yichang Zhang, Yu Wan, Yunfei Chu, Yuqiong Liu, Zeyu Cui, Zhenru Zhang, and Zhihao Fan. 2024a. Qwen2 technical report. *arXiv preprint arXiv:2407.10671*.
- Shu Yang, Muhammad Asif Ali, Cheng-Long Wang, Lijie Hu, and Di Wang. 2024b. Moral: Moe augmented lora for llms' lifelong learning. *arXiv preprint arXiv:2402.11260*.
- Le Yu, Bowen Yu, Haiyang Yu, Fei Huang, and Yongbin Li. 2024. Language models are super mario: Absorbing abilities from homologous models as a free lunch. In *Forty-first International Conference on Machine Learning*.
- Rowan Zellers, Ari Holtzman, Yonatan Bisk, Ali Farhadi, and Yejin Choi. 2019. Hellaswag: Can a machine really finish your sentence? In *Proceedings of the 57th Annual Meeting of the Association for Computational Linguistics*, pages 4791–4800.
- Zihao Zeng, Yibo Miao, Hongcheng Gao, Hao Zhang, and Zhijie Deng. 2024. Adamoe: Token-adaptive routing with null experts for mixture-of-experts language models. *arXiv preprint arXiv:2406.13233*.
- Yiran Zhao, Wenxuan Zhang, Huiming Wang, Kenji Kawaguchi, and Lidong Bing. 2024. Adamergex:

Cross-lingual transfer with large language models via adaptive adapter merging. *arXiv preprint arXiv:2402.18913*.

A Broader Impacts

The lightweight design of DLP-LoRA, featuring a mini-MLP with only 5 million parameters, offers significant flexibility and efficiency, making it suitable for deployment on smaller devices with limited computational resources. Moreover, DLP-LoRA facilitates easy integration of new LoRAs corresponding to additional tasks without necessitating further fine-tuning of the entire model. This capability enhances the accessibility and adaptability of LLMs in various applications, promoting broader utilisation in resource-constrained environments.

B Details about 26 Tasks and Datasets

Table 8 includes detailed descriptions of each dataset’s name, keywords, main content and corresponding evaluation metrics. These 26 tasks include diverse topics, such as mathematical QA, logical reasoning, language identification, reading comprehension, summarisation, machine translation, and open-domain QA.

C Experimental Results on All Datasets

Table 9, 10, 11 and 12 show all results among different LoRA baselines and DLP-LoRA using Qwen-2 1.5B, Qwen-2 7B, LLaMA-2 7B and LLaMA-3 8B backbones.

We further demonstrate more radar charts to show more results for Qwen-2 7B and LLaMA-2 7B backbones in Figure 3.

D Composite- n Task Results across Four LLMs Backbones

Table 17 shows all details about composite- n tasks by comparing the Basic LLMs, LoRA-F ($r = 64$) and our DLP-LoRA under composite-18 and composite-8 task settings.

Task Name	Keywords	Description	Evaluation Metrics
abstract_narrative_understanding (AbsNarr)	narrative understanding, multiple choice	Given a narrative, choose the most related proverb.	Accuracy
alpaca (ALPACA)	instruction-tuning	Write appropriate answers according to instructions.	BLEU, ROUGE
cnn_dailymail (CNNDM)	summarization	Given news articles, write the summarization.	ROUGE
contextual_parametric_knowledge_conflicts (ConParaKC)	contextual question-answering, multiple choice	Answer questions given the contextual information.	Accuracy
cs_algorithms (CSAlg)	algorithms, numerical response	Solve two common computer-science tasks.	Accuracy
disfl_qa (DisflQA)	contextual question-answering, reading comprehension	Pick the correct answer span from the context given the disfluent question.	Accuracy
elementary_math_qa (ElemMath)	mathematics	Answer multiple choice mathematical word problems.	Accuracy
epistemic_reasoning (EpiReason)	logical reasoning, multiple choice	Determine whether one sentence entails the next.	Accuracy
formal_fallacies_syllogisms_negation (FormFall)	logical reasoning, multiple choice,	Distinguish deductively valid arguments from formal fallacies.	Accuracy
gsm8k (GSM8K)	mathematics	Solve the grade school math word problems.	Accuracy
language_identification (LangID)	multilingual, multiple choice	Given a sentence, select the correct language.	Accuracy
linguistics_puzzles (LingPuzz)	logical reasoning, linguistics	Solve Rosetta Stone-style linguistics puzzles.	BLEU, ROUGE
logical_deduction (LogDeduc)	logical reasoning, multiple choice	Deduce the order of a sequence of objects.	Accuracy
news_commentary_de (NewsDE)	multilingual, translation	Translate German sentences into English.	BLEU
news_commentary_es (NewsES)	multilingual, translation	Translate Spanish sentences into English.	BLEU
news_commentary_it (NewsIT)	multilingual, translation	Translate Italian sentences into English.	BLEU
object_counting (ObjCount)	logical reasoning	Questions that involve enumerating objects and asking the model to count them.	Accuracy
play_dialog_same_or_different (PlayDiag)	reading comprehension, multiple choice	Determine if nearby lines in a Shakespeare play were spoken by the same individual.	Accuracy
question_selection (QuestSel)	reading comprehension, multiple choice	Given an answer along with its context, select the most appropriate question which has the given answer as its answer.	Accuracy
reasoning_about_colored_objects (ColorReason)	reading comprehension, logical reasoning, multiple choice	Answer extremely simple questions about the colors of objects on a surface.	Accuracy
strategyqa (StratQA)	logical reasoning, context-free question answering	Answer questions in which the required reasoning steps are implicit in the question.	BLEU, ROUGE, Accuracy
topical_chat (TopChat)	free response	Open-domain response generation.	BLEU, ROUGE
tracking_shuffled_objects (TrackObj)	logical reasoning, multiple choice	Determine the final positions given initial positions and a description of a sequence of swaps.	Accuracy
unit_conversion (UnitConv)	contextual question-answering, mathematics, multiple choice	Perform various tasks relating to units, including identification and conversion.	Accuracy
vitamin_fact_verification (VitaFact)	truthfulness, reading comprehension, multiple choice	Identify whether a claim is True or False based on the given context.	Accuracy
winowhy (WinoWhy)	causal reasoning, multiple choice	Evaluate the reasoning in answering Winograd Schema Challenge questions.	Accuracy

Table 8: Details about the 26 selected tasks following (Xu et al., 2025).

Models	PEFT (Ref.)	LoRA-F	TIES	DARE	Arrow	LoraHub	MeteoRA (T1-1k)	DLP-LoRA
AbsNarr	89.3	75.6	36.8	28.9	72.2	8.1	71.6	89.8
ConParaKC	100.0	94.0	55.9	43.9	92.0	17.5	91.8	93.8
CSAlg	97.5	76.9	62.7	63.0	72.6	54.0	76.1	98.8
DisflQA	87.6	65.9	33.3	32.1	44.9	13.7	65.4	88.1
ElemMath	81.0	74.8	25.4	20.0	55.9	7.8	73.9	81.3
EpiReason	99.8	97.2	41.7	37.8	54.6	13.5	98.0	99.5
FormFall	100.0	93.5	46.6	47.5	75.8	15.4	94.1	100.0
GSM8K	86.0	50.2	5.0	8.6	13.2	2.6	48.5	85.3
LangID	77.0	67.6	37.0	33.7	56.9	14.8	71.4	77.0
LogDeduc	84.5	65.4	38.6	31.5	59.8	30.6	68.9	80.8
ObjCount	89.0	51.8	10.0	12.7	5.4	17.6	80.6	88.0
PlayDiag	89.0	56.3	58.7	57.6	59.3	6.0	57.4	88.0
QuesSel	99.0	85.4	45.6	41.9	78.4	19.4	86.7	98.0
ColorReason	79.0	88.0	54.2	48.6	72.7	18.6	90.5	78.3
TrackObj	79.8	54.8	14.6	11.0	74.0	13.2	90.3	78.8
UnitConv	100.0	75.4	44.8	36.9	58.9	39.4	74.7	100.0
VitaFact	94.0	86.2	60.6	50.1	77.6	26.8	85.8	92.3
WinoWhy	94.8	74.6	48.0	46.4	70.7	14.6	75.2	96.0
Avg.	90.4	74.1	40.0	36.2	60.8	18.5	77.8	89.7

Table 9: The classification accuracy results on 18 MCQ tasks by comparing different LoRA baselines under Qwen-2 1.5B as LLM backbone. The evaluation results are averaged after running 10 times.

Models	PEFT (Ref.)	LoRA-F	TIES	DARE	Arrow	LoraHub	MeteoRA (T1-1k)	DLP-LoRA
AbsNarr	93.3	78.5	40.2	30.2	75.6	10.4	76.2	92.8
ConParaKC	99.0	96.1	57.7	47.8	95.5	20.8	95.3	94.0
CSAlg	100.0	80.8	65.2	64.4	74.7	57.9	81.3	100.0
DisflQA	89.6	67.2	36.8	35.7	47.8	18.1	68.5	88.0
ElemMath	85.8	76.8	28.6	22.5	60.3	8.9	76.4	86.0
EpiReason	100.0	99.2	43.6	40.8	57.3	16.4	99.4	100.0
FormFall	100.0	95.2	49.7	49.5	78.9	18.1	96.2	100.0
GSM8K	93.4	55.3	7.7	10.0	16.2	4.8	53.9	93.3
LangID	89.3	71.6	39.8	36.2	59.9	18.4	75.8	88.0
LogDeduc	89.5	67.9	40.5	35.8	61.2	34.7	73.2	90.8
ObjCount	94.7	53.6	8.6	13.4	2.4	21.7	82.8	93.9
PlayDiag	90.8	59.5	62.4	61.9	62.7	8.1	60.3	89.8
QuesSel	98.0	88.7	48.2	45.7	81.4	22.7	90.9	97.0
ColorReason	87.5	92.5	57.6	51.3	76.8	21.5	95.3	87.8
TrackObj	81.0	56.8	17.4	12.1	77.9	15.6	97.4	82.3
UnitConv	100.0	78.9	47.3	39.5	62.3	43.7	79.6	100.0
VitaFact	96.5	87.8	63.6	52.5	80.3	29.8	88.4	95.5
WinoWhy	91.3	77.4	49.4	50.2	73.7	18.4	78.5	93.5
Avg.	93.3	76.9	42.5	38.9	63.6	21.7	81.6	92.9

Table 10: The classification accuracy results on 18 MCQ tasks by comparing different LoRA baselines under Qwen-2 7B as LLM backbone. The evaluation results are averaged after running 10 times.

Models	PEFT (Ref.)	LoRA-F	TIES	DARE	Arrow	LoraHub	MeteoRA (T1-1k)	DLP-LoRA
AbsNarr	92.5	76.8	38.9	29.4	73.9	8.5	72.8	89.5
ConParaKC	96.0	95.4	56.7	45.8	93.2	18.4	92.4	92.8
CSAlg	99.0	78.6	64.2	63.2	74.3	54.7	77.5	98.8
DisflQA	89.0	66.8	34.9	33.8	45.6	15.8	66.4	91.2
ElemMath	78.0	75.7	26.7	21.2	58.5	7.7	74.7	80.0
EpiReason	100.0	98.5	42.3	39.3	55.3	14.8	99.1	100.0
FormFall	100.0	94.2	48.2	48.2	77.5	16.3	95.4	100.0
GSM8K	79.8	53.0	6.1	9.1	14.8	3.0	50.3	78.9
LangID	79.8	69.7	38.1	34.8	57.6	15.4	72.5	79.8
LogDeduc	83.0	66.8	39.4	33.9	60.4	31.9	70.0	82.8
ObjCount	91.1	52.6	9.4	13.2	4.6	19.9	81.5	90.7
PlayDiag	87.8	57.9	60.9	59.7	60.9	6.8	58.8	88.3
QuesSel	99.0	86.7	46.0	43.8	80.1	20.6	88.4	99.0
ColorReason	80.8	90.4	55.8	49.6	74.9	19.0	91.4	80.8
TrackObj	80.0	55.6	15.8	11.5	75.4	13.8	92.7	78.8
UnitConv	100.0	76.9	45.7	37.8	60.9	40.9	75.9	100.0
VitaFact	90.9	87.0	61.9	51.9	79.6	27.3	86.5	92.7
WinoWhy	94.3	75.8	48.6	47.7	71.8	15.8	76.3	96.3
Avg.	90.1	75.5	41.1	37.4	62.2	19.5	79.0	90.0

Table 11: The classification accuracy results on 18 MCQ tasks by comparing different LoRA baselines under LLaMA-2 7B as LLM backbone. The evaluation results are averaged after running 10 times.

Models	PEFT (Ref.)	LoRA-F	TIES	DARE	Arrow	LoraHub	MeteoRA (T1-1k)	DLP-LoRA
AbsNarr	97.4	79.3	42.5	33.5	77.2	7.5	78.7	97.3
ConParaKC	98.0	99.9	59.4	49.2	99.7	21.9	99.9	95.1
CSAlg	99.5	84.1	68.6	66.3	78.0	60.2	84.5	99.0
DisflQA	94.4	68.0	39.6	37.7	50.4	19.7	70.6	90.0
ElemMath	90.0	77.7	30.8	24.5	64.5	10.6	77.6	90.5
EpiReason	100.0	99.6	45.0	42.5	60.0	17.0	100.0	100.0
FormFall	100.0	97.0	51.9	52.0	83.6	19.0	98.7	100.0
GSM8K	81.6	56.6	8.6	10.8	17.2	5.0	55.5	79.1
LangID	95.1	74.9	41.2	38.3	62.5	19.2	77.9	94.5
LogDeduc	96.0	70.7	42.3	38.3	62.7	36.7	75.7	96.4
ObjCount	97.1	55.5	8.0	13.0	0.5	23.0	87.5	97.3
PlayDiag	95.0	63.2	65.0	64.4	65.6	9.2	64.9	94.8
QuesSel	97.0	91.1	50.6	47.2	84.5	24.7	92.7	97.0
ColorReason	95.6	94.5	59.5	53.0	79.3	23.8	96.0	96.3
TrackObj	90.0	58.8	19.5	13.6	80.4	17.1	99.3	90.5
UnitConv	100.0	81.4	49.1	41.0	64.7	46.3	82.0	100.0
VitaFact	95.4	90.3	65.5	54.1	82.2	31.1	90.7	95.4
WinoWhy	96.9	79.7	51.6	52.6	75.0	20.3	81.8	96.9
Avg.	95.5	79.0	44.4	40.7	66.0	22.9	84.1	95.0

Table 12: The classification accuracy results on 18 MCQ tasks by comparing different LoRA baselines under LLaMA-3 8B as LLM backbone. The evaluation results are averaged after running 10 times.

Models	Metric	PEFT (Ref.)	LoRA-F	TIES	DARE	Arrow	LoraHub	MeteoRA (T1-1k)	DLP-LoRA
CNNNDM	BLEU	15.1	10.1	11.2	1.0	7.5	8.3	6.4	18.6
	ROUGE-1	16.9	17.2	7.6	5.8	7.9	2.3	13.2	19.0
	ROUGE-L	15.8	15.9	3.3	2.7	5.2	0.8	14.2	17.2
LingPuzz	BLEU	43.3	28.9	27.5	49.6	53.7	30.2	35.9	42.0
	ROUGE-1	29.4	55.7	33.8	26.9	61.2	17.9	60.2	26.7
	ROUGE-L	27.8	52.9	24.8	22.9	55.0	12.1	54.8	26.0
NewsDE	BLEU	64.2	65.8	36.4	28.6	28.9	5.0	74.8	64.3
	ROUGE-1	-	-	-	-	-	-	-	-
	ROUGE-L	-	-	-	-	-	-	-	-
NewsES	BLEU	66.7	68.9	20.3	9.4	21.9	0.0	71.8	67.3
	ROUGE-1	-	-	-	-	-	-	-	-
	ROUGE-L	-	-	-	-	-	-	-	-
NewsIT	BLEU	63.5	43.9	29.7	45.8	29.8	0.2	43.9	64.4
	ROUGE-1	-	-	-	-	-	-	-	-
	ROUGE-L	-	-	-	-	-	-	-	-
StratQA	BLEU	60.7	5.0	4.6	7.5	6.4	7.9	4.2	63.3
	ROUGE-1	57.9	15.8	4.8	5.7	11.9	7.6	16.8	61.0
	ROUGE-L	54.6	15.4	3.2	3.6	7.9	5.4	16.3	56.9
TopChat	BLEU	32.0	26.9	18.4	30.1	28.5	0.0	37.6	29.0
	ROUGE-1	31.1	9.5	4.1	3.6	6.4	1.4	8.9	29.7
	ROUGE-L	28.3	8.9	3.1	2.0	3.9	0.4	8.5	26.9
ALPACA	BLEU	62.2	25.9	66.8	68.4	7.2	0.0	24.8	66.0
	ROUGE-1	57.2	22.7	16.4	17.9	17.0	11.3	27.9	63.9
	ROUGE-L	52.3	20.0	11.7	11.9	12.6	10.2	26.2	57.5
Avg.	BLEU	51.0	34.4	26.9	30.1	23.0	6.5	37.4	51.9
	ROUGE-1	38.5	24.2	13.3	12.0	20.9	8.1	25.4	40.1
	ROUGE-L	35.8	22.6	9.2	8.6	16.9	5.8	24	36.9

Table 13: The BLEU, ROUGE-1 and ROUGE-L results on 8 QA tasks by comparing different LoRA baselines under Qwen-2 1.5B as LLM backbone.

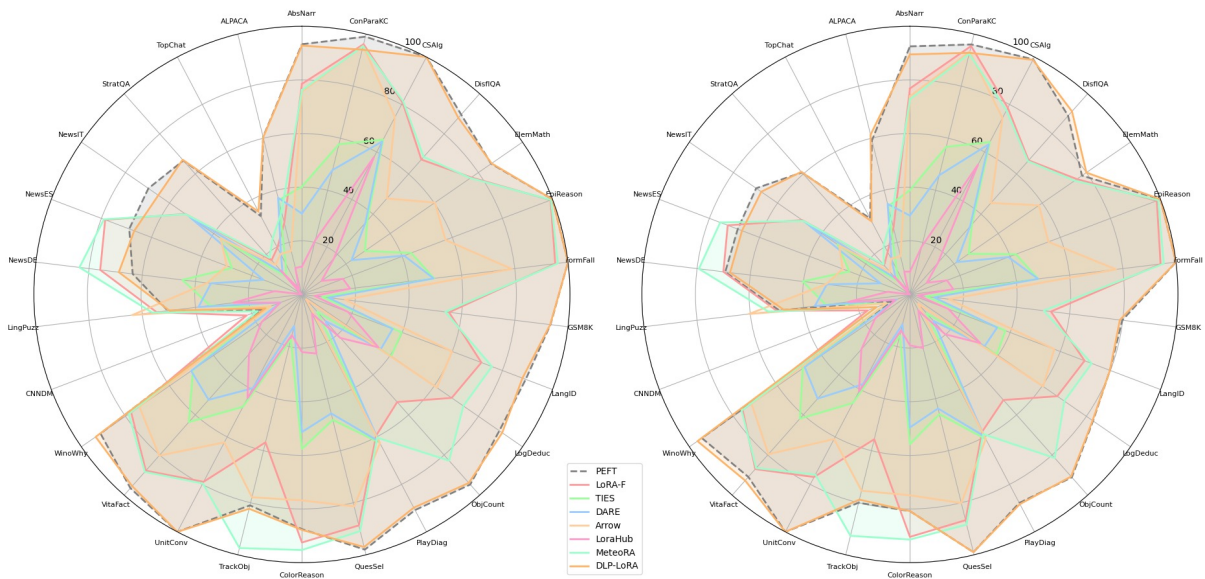


Figure 3: Radar chart of Qwen-2 7B and LLaMA-2 7B across 18 MCQ and 8 QA tasks.

Models	Metric	PEFT (Ref.)	LoRA-F	TIES	DARE	Arrow	LoraHub	MeteoRA (T1-1k)	DLP-LoRA
CNNNDM	BLEU	16.1	17.2	17.3	4.5	12.6	14.9	10.8	14.2
	ROUGE-1	16.9	25.2	14.6	12.0	14.6	8.0	22.0	15.5
	ROUGE-L	15.4	24.0	9.7	9.0	10.4	3.2	20.1	14.0
LingPuzz	BLEU	57.2	35.6	33.0	55.8	58.0	37.8	40.2	56.8
	ROUGE-1	47.8	65.4	40.2	33.8	70.0	22.5	67.2	46.7
	ROUGE-L	46.2	62.9	30.4	27.0	63.2	17.2	61.3	46.0
NewsDE	BLEU	63.6	75.8	44.9	34.2	35.6	10.3	83.6	68.8
	ROUGE-1	-	-	-	-	-	-	-	-
	ROUGE-L	-	-	-	-	-	-	-	-
NewsES	BLEU	68.9	78.5	27.9	15.4	30.0	0.1	79.0	66.9
	ROUGE-1	-	-	-	-	-	-	-	-
	ROUGE-L	-	-	-	-	-	-	-	-
NewsIT	BLEU	69.6	52.8	36.9	51.0	36.8	0.4	52.6	65.1
	ROUGE-1	-	-	-	-	-	-	-	-
	ROUGE-L	-	-	-	-	-	-	-	-
StratQA	BLEU	67.8	9.0	9.1	12.7	11.0	12.7	8.9	68.0
	ROUGE-1	67.3	22.1	9.3	11.3	18.7	13.0	23.8	67.7
	ROUGE-L	65.0	20.1	8.0	8.7	14.8	10.1	22.1	65.6
TopChat	BLEU	33.6	32.0	24.6	36.9	33.1	0.2	43.9	34.8
	ROUGE-1	33.7	14.1	8.0	7.8	10.1	4.1	13.7	35.9
	ROUGE-L	31.7	13.0	6.7	5.8	8.0	2.7	13.0	33.9
ALPACA	BLEU	63.9	30.1	71.8	72.1	11.0	0.3	29.8	63.8
	ROUGE-1	61.5	27.0	20.1	21.6	21.0	16.2	33.5	61.2
	ROUGE-L	56.1	25.3	16.8	17.6	18.1	14.0	31.8	56.0
Avg.	BLEU	55.1	41.4	33.2	35.3	28.5	9.6	43.6	54.8
	ROUGE-1	45.4	30.8	18.4	17.3	26.9	12.8	32.0	45.4
	ROUGE-L	42.9	29.1	14.3	13.6	22.9	9.4	29.7	43.1

Table 14: The BLEU, ROUGE-1 and ROUGE-L results on 8 QA tasks by comparing different LoRA baselines under Qwen-2 7B as LLM backbone.

Models	Metric	PEFT (Ref.)	LoRA-F	TIES	DARE	Arrow	LoraHub	MeteoRA (T1-1k)	DLP-LoRA
CNNNDM	BLEU	8.0	12.6	13.0	2.1	10.2	11.2	8.3	14.3
	ROUGE-1	7.4	19.3	10.2	8.9	10.4	4.7	15.2	13.2
	ROUGE-L	7.0	18.6	5.0	4.8	7.3	1.6	16.4	12.5
LingPuzz	BLEU	58.0	31.7	30.0	52.1	56.5	34.9	38.4	56.4
	ROUGE-1	45.4	60.1	37.6	30.0	65.3	20.1	63.1	43.9
	ROUGE-L	44.1	58.6	27.3	25.1	59.8	14.6	58.0	41.9
NewsDE	BLEU	69.4	70.1	40.3	31.2	31.5	8.3	79.3	67.6
	ROUGE-1	-	-	-	-	-	-	-	-
	ROUGE-L	-	-	-	-	-	-	-	-
NewsES	BLEU	68.7	72.7	24.2	11.7	26.8	0.0	75.7	67.0
	ROUGE-1	-	-	-	-	-	-	-	-
	ROUGE-L	-	-	-	-	-	-	-	-
NewsIT	BLEU	69.7	48.8	32.8	48.0	32.1	0.1	48.3	67.4
	ROUGE-1	-	-	-	-	-	-	-	-
	ROUGE-L	-	-	-	-	-	-	-	-
StratQA	BLEU	65.6	7.1	6.5	9.9	8.5	10.1	6.2	66.5
	ROUGE-1	59.9	18.5	6.7	8.4	14.7	10.0	19.7	60.1
	ROUGE-L	56.8	17.9	5.6	5.8	10.5	7.2	18.6	56.7
TopChat	BLEU	33.6	29.8	21.0	33.7	30.4	0.1	40.2	33.7
	ROUGE-1	32.2	12.4	6.3	5.8	8.4	3.0	11.3	30.2
	ROUGE-L	30.2	11.5	5.1	4.8	6.4	1.8	11.4	28.3
ALPACA	BLEU	64.7	28.4	69.2	70.0	9.3	0.0	27.6	66.4
	ROUGE-1	59.2	25.6	18.3	19.5	19.0	14.3	30.8	61.7
	ROUGE-L	53.6	22.9	14.2	14.8	15.6	12.0	28.8	55.9
Avg.	BLEU	54.7	37.7	29.6	32.3	25.7	8.1	40.5	54.9
	ROUGE-1	40.8	27.2	15.8	14.5	23.6	10.4	28.0	41.8
	ROUGE-L	38.3	25.9	11.4	11.1	19.9	7.4	26.6	39.1

Table 15: The BLEU, ROUGE-1 and ROUGE-L results on 8 QA tasks by comparing different LoRA baselines under LLaMA-2 7B as LLM backbone.

Models	Metric	PEFT (Ref.)	LoRA-F	TIES	DARE	Arrow	LoraHub	MeteoRA (T1-1k)	DLP-LoRA
CNNDM	BLEU	9.0	16.1	18.1	4.7	13.1	15.3	11.9	17.9
	ROUGE-1	9.7	24.8	15.4	13.7	15.3	8.7	23.3	18.9
	ROUGE-L	8.8	23.3	10.9	9.6	11.1	3.8	21.8	17.8
LingPuzz	BLEU	64.6	36.9	34.2	56.2	59.0	39.3	41.7	65.7
	ROUGE-1	58.6	71.8	43.2	35.7	72.1	24.5	69.5	58.9
	ROUGE-L	57.2	66.6	33.9	28.1	65.9	18.4	63.6	58.1
NewsDE	BLEU	68.2	78.3	46.5	36.6	37.4	11.9	86.5	58.7
	ROUGE-1	-	-	-	-	-	-	-	-
	ROUGE-L	-	-	-	-	-	-	-	-
NewsES	BLEU	69.1	81.5	30.6	17.6	31.8	0.0	81.5	69.2
	ROUGE-1	-	-	-	-	-	-	-	-
	ROUGE-L	-	-	-	-	-	-	-	-
NewsIT	BLEU	65.6	54.9	37.5	52.2	38.0	0.0	54.9	68.4
	ROUGE-1	-	-	-	-	-	-	-	-
	ROUGE-L	-	-	-	-	-	-	-	-
StratQA	BLEU	64.3	10.4	10.9	14.8	12.2	14.4	10.6	66.2
	ROUGE-1	62.8	23.4	10.2	12.8	20.6	14.7	25.2	63.5
	ROUGE-L	60.0	22.3	8.2	10.0	16.5	11.6	23.9	60.1
TopChat	BLEU	36.0	33.8	26.1	38.3	35.6	0.1	45.6	29.6
	ROUGE-1	35.9	15.0	9.2	8.6	11.2	4.9	15.2	30.3
	ROUGE-L	33.5	14.0	7.7	6.6	9.1	3.1	14.1	27.8
ALPACA	BLEU	64.4	31.5	73.5	73.5	12.3	0.0	32.3	63.4
	ROUGE-1	61.8	28.4	21.4	23.0	22.2	17.6	35.8	61.2
	ROUGE-L	56.6	26.7	18.1	19.2	18.6	15.1	33.5	56.3
Avg.	BLEU	55.2	42.9	34.7	36.7	29.9	10.1	45.6	54.9
	ROUGE-1	45.8	32.7	19.9	18.8	28.3	14.1	33.8	46.6
	ROUGE-L	43.2	30.6	15.8	14.7	24.2	10.4	31.4	44.0

Table 16: The BLEU, ROUGE-1 and ROUGE-L results on 8 QA tasks by comparing different LoRA baselines under LLaMA-3 8B as LLM backbone.

Model	Method	Acc. (%) \uparrow	BLEU \uparrow	ROUGE-1 \uparrow	ROUGE-L \uparrow
Qwen-2 1.5B	Basic	31.65	51.48	48.69	45.72
	LoRA-F ($r = 64$)	33.23	51.46	48.86	45.90
	DLP-LoRA	90.43	56.00	54.61	52.27
Qwen-2 7B	Basic	58.59	53.25	50.70	48.58
	LoRA-F ($r = 64$)	59.42	53.63	51.75	48.92
	DLP-LoRA	92.75	57.44	56.84	54.90
LLaMA-2 7B	Basic	36.29	52.32	46.78	44.36
	LoRA-F ($r = 64$)	37.93	52.84	46.96	45.35
	DLP-LoRA	91.20	58.61	54.70	52.60
LLaMA-3 8B	Basic	65.44	52.00	50.16	47.16
	LoRA-F ($r = 64$)	65.98	52.26	50.38	47.40
	DLP-LoRA	96.03	57.79	57.45	55.35
Avg.	Basic	47.99	52.26	49.08	46.46
	LoRA ($r = 64$)	49.14	52.55	49.49	46.89
	DLP-LoRA	92.60 $+92.95\%$	57.46 $+9.95\%$	55.90 $+13.90\%$	53.78 $+15.76\%$

Table 17: Evaluation results for composite- n task, where composite-8 includes all QA tasks, and composite-18 includes all MCQ tasks. In addition, we compare a single LoRA with a higher rank trained on composite-26 task setting. The evaluation results are averaged after running 10 times. The subscript percentage denotes relative accuracy, BLEU, ROUGE-1 and ROUGE-L improvement or reduction over each basic LLMs baseline.