

# Knowledge-Driven Feature Selection and Engineering for Genotype Data with Large Language Models

Joseph Lee, BS<sup>1,\*</sup>, Shu Yang, PhD<sup>1,\*</sup>,<sup>†</sup>, Jae Young Baik, Xiaoxi Liu, PhD<sup>2</sup>, Zhen Tan, MS<sup>3</sup>,  
Dawei Li, MS<sup>3</sup>, Zixuan Wen, MA<sup>1</sup>, Bojian Hou, PhD<sup>1</sup>, Duy Duong-Tran, PhD<sup>4</sup>,  
Tianlong Chen, PhD<sup>5</sup>, Li Shen, PhD<sup>1</sup>,<sup>†</sup>

<sup>1</sup> University of Pennsylvania, Philadelphia, USA. <sup>2</sup> RIKEN, Yokohama, Japan. <sup>3</sup> Arizona State University, Tempe, USA. <sup>4</sup> United States Naval Academy, Annapolis, USA. <sup>5</sup> The University of North Carolina at Chapel Hill, Chapel Hill, USA

## Abstract

*Predicting phenotypes with complex genetic bases based on a small, interpretable set of variant features remains a challenging task. Conventionally, data-driven approaches are utilized for this task, yet the high dimensional nature of genotype data makes the analysis and prediction difficult. Motivated by the extensive knowledge encoded in pre-trained LLMs and their success in processing complex biomedical concepts, we set to examine the ability of LLMs in feature selection and engineering for tabular genotype data, with a novel knowledge-driven framework. We develop FREEFORM, Free-flow Reasoning and Ensembling for Enhanced Feature Output and Robust Modeling, designed with chain-of-thought and ensembling principles, to select and engineer features with the intrinsic knowledge of LLMs. Evaluated on two distinct genotype-phenotype datasets, genetic ancestry and hereditary hearing loss, we find this framework outperforms several data-driven methods, particularly on low-shot regimes. FREEFORM is available as open-source framework at GitHub: <https://github.com/PennShenLab/FREEFORM>.*

## Introduction

Predicting observable phenotypes from genotypic data has proven to be a monumental task in the field of genetics with diverse applications, ranging from personalized medicine<sup>1</sup> to genomic selection of crops<sup>2</sup>. The prediction methods attempt to harness vast amounts of genetic variants as features, such as single nucleotide polymorphisms (SNPs) detected from high-throughput sequencing data, to make predictions on the phenotype. Linear models that deal with the sparsity of genomics data with regularization have been developed to much success in the case of polygenic risk scores<sup>1,3</sup>. More sophisticated machine learning models have also been developed to capture the entangled epistatic relationships between genes and to predict complex traits<sup>4</sup>.

The difficulty, however, of modeling genotype data is substantial: (1) First, the topic of interest is not merely predictive (e.g. discovering causal variants<sup>5</sup>) and machine learning methods are known to identify spurious features as significant due to multicollinearity<sup>6</sup>. Analyzing interaction terms—like epistatic relationships between variants—also introduces challenges such as a lack of interpretability when using complex models or multiple testing when examining higher-order interactions<sup>7</sup>. (2) Furthermore, a table of genotype data could contain thousands or even millions of columns. This ‘curse of dimensionality’ can cause severe overfitting and amplify many issues, including those we’ve named above<sup>8</sup>. (3) Lastly, data is often limited in real genotype datasets, exacerbating existing concerns with overfitting.

Feature selection and feature engineering (i.e. feature construction)<sup>9</sup> can be crucial steps to mitigate these concerns. Data-driven methods, such as Lasso regression, have demonstrated great success in reducing the dimensionality of genotype datasets<sup>10</sup>. Feature engineering has shown to improve predictive performance without using less interpretable models and help uncover interactions within the data<sup>11,12</sup>. However, these methods have their own issues: data-driven methods can struggle with small sample sizes and feature engineering is a laborious process that requires expertise to avoid multiple testing.

Recent advances in large language models (LLMs)<sup>13,14</sup> have shown promise in addressing these challenges. LLMs’ extensive knowledge equipped with well-designed prompting strategies<sup>15,16,17</sup> has led to promising few-shot or zero-shot performance across various tasks<sup>18,19</sup>. Moreover, several studies have proposed to employ such few-shot or zero-shot capabilities of LLMs to perform feature preprocessing. Among them, Choi et al.<sup>20</sup> adopts extensive prior

\*Equal contribution by JL and SY. <sup>†</sup>Correspondence: shu.yang@pennmedicine.upenn.edu (SY) and li.shen@pennmedicine.upenn.edu (LS).

knowledge in LLMs to conduct feature selection and casual discovery. Jeong et al.<sup>21</sup> introduces three different feature selection pipelines with LLMs, all of which directly utilize the generated text output to rank the features' importance. Some studies have explored more advanced pipelines. Liu et al.<sup>22</sup> introduces in-context evolutionary search (ICE-SEARCH), which involves recurrently updating the selected features via feature filtering of LLMs based on test scores in each feature set. Han et al.<sup>23</sup> employs LLMs to do feature engineering, generating conditional rules for each class label to train linear models.

Observing the promising performance of LLMs, there has been a growing exploration of LLMs' usage in biomedical applications, including genetics<sup>24,25,26</sup>. Despite these innovations, most genetic studies have focused on gene-level data, likely due to the limitations of earlier LLMs. To our best knowledge, no studies have explored LLMs targeting variant-level data, except one that used API calls on NCBI databases to retrieve SNP information<sup>27</sup>.

Inspired by these recent explorations<sup>21,23,28,29,30</sup>, we propose to leverage LLMs' knowledge (intrinsic and augmented)<sup>31,32</sup> and reasoning capabilities<sup>15,33</sup> to select the most informative genetic variants and generate novel features. We develop a knowledge-driven framework FREEFORM, *Free-flow Reasoning and Ensembling for Enhanced Feature Output and Robust Modeling*, designed from ground principles in ensembling<sup>16</sup> and "free-flow reasoning"<sup>34</sup> to best leverage the expertise of LLMs. In the LLM-enabled framework, we implement scalable feature selection strategies that can process a large number of variants and feature engineering approaches that focus on interaction terms which are more interpretable. We evaluate FREEFORM on two real genotype datasets, genetic ancestry and hereditary hearing loss, and compare with data-driven and LLM-enabled methods. In particular, we focus on few-shot settings where traditional data-driven methods struggle due to limited sample size but LLMs have shown surprising generalizability<sup>35,36</sup>. In our study, we expect challenges when applying LLMs to tabular genotype data due to their limited semantics — column names are variant IDs and values indicate the number of minor allele copies (0,1,2). Thus, we analyze the effect of retrieval augmentation and domain-specific serialization when prompting.

Our results highlight FREEFORM's potential to address three challenges present in modelling genotype data: (1) Our method enhances predictive modelling while maintaining interpretability, (2) reduces the dimensionality of the dataset and (3) excels in few-shot regimes compared to data-driven methods by grounding our methods in knowledge.

## Methods

In this section, we introduce our FREEFORM framework (Fig. 1), designed to address the challenges of training models on genotype data. The framework is built on two components: (1) leveraging the knowledge of LLMs to select a set of features and (2) leveraging the knowledge of LLMs to engineer new features from the selected features.

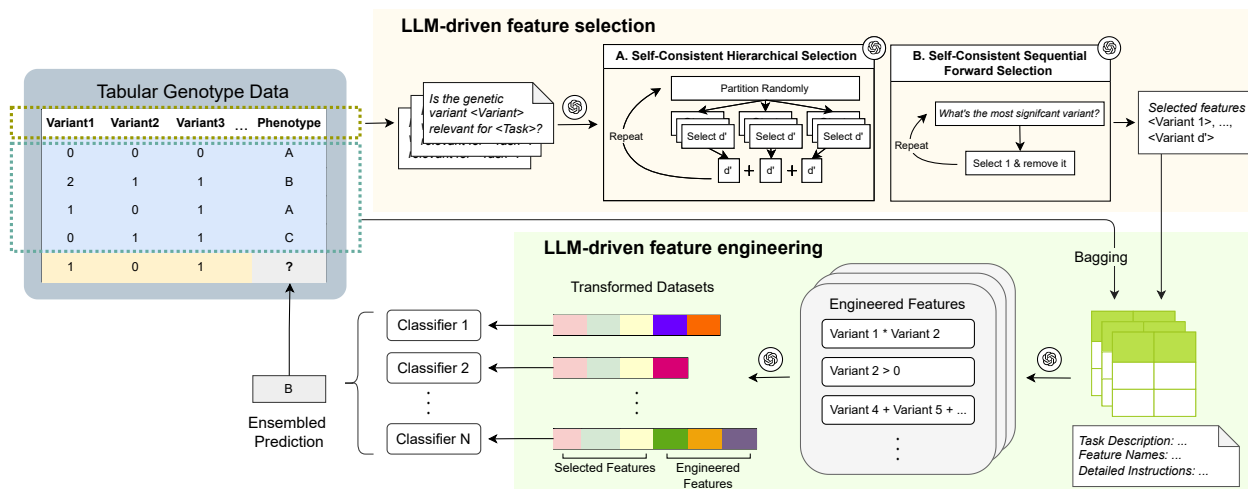


Figure 1: Overview of the FREEFORM framework. The pipeline consists of two parts: (1) LLM-driven feature selection takes  $d$  variants and selects  $d'$  of them (2) Given the selected features, we use LLMs to generate sets of engineered features to create an ensemble of classifiers.

### Feature Selection

The genotype data table can be formalized as  $D = \{(\mathbf{x}^i, y^i)\}_{i=1}^N$  consisting of  $N$  labeled samples (*i.e.* rows) each with  $d$  variants (*i.e.* columns) of homogeneous types, *i.e.*  $x_j^i \in \{0, 1, 2\}$  as values indicating the number of minor allele copies, and the corresponding label  $y^i$  indicating the phenotype, *e.g.* in the ancestry case  $y^i \in \{\text{“African”, “American”, “East Asian”, “European”, “South Asian”}\}$ . The column names, denoted by  $S = \{s_j\}_{j=1}^d$ , are text strings representing the variants like rsID or genomic location ID.

Our goal for feature selection is to find a subset of variants  $S' \subseteq S$  of size  $d' \ll d$  through pre-trained LLMs such that a downstream model  $f$  trained on  $D_{S'} = \{(\mathbf{x}_{S'}^i, y^i)\}_{i=1}^N$  can make efficient predictions of the phenotype with this smaller subset of variants. The LLM, denoted as a stochastic operator  $\mathcal{T}$  parameterized by  $\theta$  and given prompt  $p$ , can be formally described as:

$$S' = \mathcal{T}(S, p; \theta), \quad (1)$$

where  $\theta$  captures the stochasticity inherent in the LLM. The proposed selection method is model agnostic unlike model-based rankings; in the downstream analysis, we use two classic models, Random Forest (RF) and Logistic Regression (LR), for demonstration. Also, previous LLM-based feature selection methods have not been tested in the setting of variants-level data where hallucination can be more likely<sup>37</sup> and high dimensionality is an issue. While advancements in context window size have mitigated some issues, new challenges have emerged<sup>38,39</sup>; to address these challenges, we design our feature selection strategies to scale for high dimensions while remaining token-efficient.

**Relevance Filtering** We ask the LLM to determine whether each of the  $d$  variants is relevant to the task, requesting a simple “Yes” or “No”, yielding a subset of variants. This set may still be large, so we adjust the language of the prompt appropriately (*e.g.* “potentially relevant”) based on how many are filtered.

**Self-Consistent Hierarchical Selection** is the first strategy we employ for selecting  $d'$  features from the filtered set of variants. We begin by randomly partitioning the variants into buckets of approximately equal size, each containing around 50 to 100 variants (where this number is a hyper-parameter). This is to avoid issues of losing information when contexts become too large<sup>38</sup>. Then, each bucket is independently passed to the LLM, tasked with selecting the  $d'$  most relevant variants; we select  $d'$  at every step in the case that the relevant features are concentrated in a single bucket. The  $d'$  selected variants from each bucket are then merged together and the process repeats.

We observe that the selection process is sensitive to the order in which variants are presented to the LLM. Thus, for a particular bucket, we conduct multiple iterations, randomizing the order of variants in each iteration, and ultimately select much more than  $d'$  features. This approach naturally integrates self-consistency, retaining the top  $d'$  variants that appear the most frequently across iterations. To enhance diversity in feature selection, we introduce a non-zero temperature setting of 0.3. This process is repeated until we have  $d'$  features from a single bucket. To enhance the LLM’s precision and robustness during the crucial, final selection, we enable the LLM with chain-of-thought (CoT) prompting, increase the temperature to 0.7, and increase the number of iterations to ten.

**Self-Consistent Sequential Forward Selection** is the second strategy we employ. Starting with the filtered set of  $f$  variants, we task the LLM with identifying the single most relevant variant with CoT. After each selection, the chosen variant is removed from the pool, and the process is repeated. Initially, we perform this extraction without any ensembling, performing the extraction once per iteration. We find that the top few features are easy for the LLM to identify, but the task becomes more challenging as it becomes ambiguous which variants are more significant. As the selection becomes more challenging, we apply self-consistency: extracting a variant several times, in an increasing manner as we near the end of the selection, per iteration with a non-zero temperature. As we incorporate self-consistency and repeat steps, we find that this also mitigates the LLM’s tendency to return the features that were already selected. In cases where the LLM still fails to identify a valid variant, which occurs frequently towards the end, we implement an exception handling mechanism that retries the selection process.

### Feature Engineering

Next, the goal for feature engineering is to transform the dataset  $D_{S'}$  into  $K$  transformed datasets  $D_k = \{(\mathbf{x}_{S'_k}^i, y^i)\}_{i=1}^N$ , where  $S'_k \supseteq S'$ . To create these transformed datasets, we use the LLM  $\mathcal{T}$  with prompt  $p'$  to engineer new sets

of features, which we then augment onto  $D_{S'}$ . In the instructions of  $p'$ , we include a subset of examples,  $R = \{(\mathbf{x}_{S'}^i, y^i)\}_{i \in R \subseteq D_{S'}}$ , to enhance the LLM’s prior knowledge with in-context learning<sup>35</sup>.

Tabular data, however, may not be in a format that the LLM easily understands. We construct a function `Serialize` that takes these IDs and converts each row in the table to a textual description like “The  $s_1$  variant of the person has  $x_1^i$  minor alleles... The  $s_{d'}$  variant of the person has  $x_{d'}^i$  minor alleles.” with a phenotype class string “ $y^i$ ”. Since the performance of LLMs is sensitive to the text input, we examine different serialization templates and prompts. Furthermore, since some of the variant IDs may not be known to the LLM, we also explore using retrieval-augmentation<sup>40</sup> to add information from external sources to enhance the pre-trained LLM.

The LLM,  $\mathcal{T}$ , generates new features that are added back onto  $S'$  to give  $S'_k$ :

$$S'_k = S' \cup \mathcal{T}(p'; \theta), \text{ where } p' \text{ includes } \{\text{Serialize}(\mathbf{x}_{S'}^i, y^i, S')\}_{i \in R} \quad (2)$$

After generating these datasets, we train a set of models  $\mathcal{F} = \{f_k\}_{k=1}^K$ , where each  $f_k \in \mathcal{F}$  is trained on a specific  $D_k$ , potentially capturing different hypotheses about how the variants relate to the phenotype. During inference, we average the class probabilities  $\mathbf{p}(f_k(\mathbf{x}))$  predicted by each model  $f_k$  for a particular input  $\mathbf{x}$ . The final prediction  $\hat{y}$  is made by selecting the class  $i$  with the highest averaged probability:

$$\mathbf{p}^*(\mathbf{x}) = \frac{1}{K} \sum_{k=1}^K \mathbf{p}(f_k(\mathbf{x})), \quad (3)$$

$$\hat{y} = \arg \max_i p_i^*(\mathbf{x}).$$

Our aim is to leverage the diverse feature representations generated by the LLM, mitigating the risks associated with overfitting in low-shot regimes and thereby improving its generalization to unseen data. To prevent the loss of interpretability caused by complex methods, we also limit our engineering to traditional interaction terms in our instructions of  $p'$ . We now discuss some of the key steps in this process in depth.

**Automating Feature Engineering** When asking the LLM to engineer features, we provide a comprehensive prompt  $p'$  that includes the following components:

- **Instructions:** Directions to use the provided features to engineer new features relevant to the task.
- **Task Description:** A concise description of the specific task for which the features are being engineered.
- **Features:** A list of features including the name of each genetic variant.
- **Examples:**  $|R|$  examples that illustrate the data in a serialized format.
- **Detailed Instruction:** List of specific choices for feature engineering, such as multiplying or adding features, accompanied by a task-specific demonstration as seen in Fig 2.
- **Step-by-Step Solution:** Directions for the LLM to solve the problem step by step.

<pre># Detailed Instructions Based on the above examples and your extensive knowledge, engineer a few features with some of the features listed above. Consider the following actions for feature engineering for each [Feature_name]: - [Feature_name] is in [list of Categorical_values] - [Feature_name] (&gt; or &gt;= or &lt; or &lt;=) [Numerical_value] - [Feature1_name] + [Feature2_name] if you believe there is an additive effect - [Feature1_name] * [Feature2_name] if you believe there is a multiplicative effect - [Condition with Feature 1] AND [Condition with Feature 2] if you believe there's a tree-like interaction - Feel free to engineer other complex, creative interactions between features  Here's a demonstration of how one might do feature engineering.</pre>	<pre>- <b>GJB2 Mutation (c.35delG):</b> The GJB2 gene encodes the Connexin 26 protein, which is crucial for cell-to-cell communication in the cochlea of the inner ear. The c.35delG mutation leads to a nonfunctional protein, disrupting this communication and causing hearing loss. - <b>SLC26A4 Mutation (c.919-2A&gt;G):</b> The SLC26A4 gene encodes the Pendrin protein, which is involved in ion transport in the inner ear. The c.919-2A&gt;G mutation leads to improper splicing and a dysfunctional protein, contributing to hearing loss. - <b>Analysis of Synergistic Effect:</b> ... The combined effect of these mutations disrupts multiple pathways critical for auditory function. The GJB2 mutation affects gap junction communication, while the SLC26A4 mutation impairs ion transport. Together, these disruptions can lead to more profound hearing loss compared to having a mutation in only one of these genes. - <b>Output:</b> combined_count_c.35delG_c.919-2A&gt;G = c.35delG + c.919-2A&gt;G</pre>
---	--

Figure 2: Example of Detailed Instructions

**Free-Flow Reasoning** Traditionally, LLMs are guided by prompts such that its output is structured, enabling it to be parsed through methods such as regular expressions. However, we deliberately allow the LLM to produce unstructured output, recognizing that enforcing a rigid structure can diminish the depth and quality of the LLM’s CoT reasoning<sup>34</sup>. To guide the LLM, we provide an example of a “correctly” engineered feature<sup>41</sup>, which we self-generate with an LLM and then manually verify, stabilizing the output.

**Self-Parsing and Function Writing via LLMs** The unstructured output generated by the LLM can present challenges for parsing. To address this, we employ the LLM itself to extract the engineered features from its output, listing them line by line for easy parsing. Subsequently, we task the LLM with writing an executable Python function that will generate the new columns of dataset  $D_k$  based on the extracted features. When errors are detected, we implement error-handling mechanisms to catch any issues and they are fed back into the LLM which rewrites the function.

**Ensembling** To mitigate overfitting, we repeat the feature engineering process  $K$  times to generate all  $D_k$  which we'll use to train  $K$  classifiers. Similar to FEATLLM<sup>23</sup>, we incorporate additional ensembling and order bias mitigation strategies such as bagging and order shuffling, where we pass a random subset of  $|R| \leq N$  samples to the LLM; we limit the number of samples  $|R|$  to 16. We do this to further diversify the LLM output for each iteration, and simultaneously avoid exorbitant usage of the context window. Our free-flow reasoning approach further contributes to the diversity of the output, as we naturally allow the LLM to determine the number of features that will be added to  $S'$  in its unstructured generation. By setting a non-zero temperature of 1, we ensure that each iteration further produces a varied set of features, especially in type. The resulting  $k$  transformed datasets form the basis for the ensembled model.

Notably, our method is model-agnostic, de-coupled from the classifier. For demonstration purposes, we apply it to two widely used models in our downstream evaluation: Random Forest and Logistic Regression.

## Results and Discussion

### Experiment Setup

**Datasets** Our experiments involve two datasets: the **Genomic Ancestry Dataset**<sup>42</sup> and the **Hereditary Hearing Loss Dataset**<sup>43</sup>. The Genomic Ancestry Dataset is derived from the 1000 Genomes Project (1KGP). We focus on determining the superpopulation ancestry phenotype (African, American, East Asian, European, and South Asian). In particular, we used a curated set of 10,000 SNPs predefined by GRAF to pinpoint ancestry markers<sup>44</sup>, and we'll discuss how we addressed the issues that arise from their quality control (QC). After QC and preprocessing, the dataset includes 2,403 subjects and 8,688 variants as columns in the rsID format, a standard identifier used by dbSNP.

The Hereditary Hearing Loss Dataset is considerably smaller, comprising of 1,209 samples and 144 variants as columns, employing a nomenclature system used by ClinVar. This dataset is notably imbalanced, with approximately 75.9% of the samples classified as "Yes" (indicating the presence of hereditary hearing loss) and 24.1% as "No." To our best knowledge, these two are the only open-access genotype datasets available online.

**Baselines** For feature selection, we conduct comparisons with four baseline methods. The first three baselines are conventional machine learning approaches: (1) **LASSO** (Least Absolute Shrinkage and Selection Operator), (2) **PCA** (Principal Component Analysis) and (3) **RF-based Gini Importance** where we fit a Random Forest on the training data and rank the features by their Gini importance. In our case, the specification of a fixed number of features is required for our study. LASSO, however, reduces an arbitrary number of coefficients to zero during model training. Similarly, PCA provides a weighted sum of features, rather than selecting individual features. To adapt these methods to our requirements, we optimized LASSO over a grid of hyperparameters and selected the  $d'$  features with the largest coefficients in the highest-performing model. For PCA, we consider the common approach of taking the top loadings of the first principle component. Lastly, we include (3) LLM-SELECT<sup>21</sup> (we use their LLM-RANK prompts).

For feature engineering, we compared our approach against five baselines. The first three are traditional machine learning methods: (1) **Logistic Regression**, (2) **Random Forest** and (3) **XGBoost**. Additionally, we include more recent baselines, (4) **TabPFN**<sup>45</sup>, a Transformer trained to do supervised classification for small tabular datasets, and (5) **FeatLLM**<sup>23</sup> which also leverages LLMs to do feature engineering but limits themselves to conditional rules (e.g. variant 1 is 0) for a linear model.

**Implementation Details** Our FREEFORM framework utilizes GPT-4o (2024-05-13) as the primary LLM backbone, particularly for tasks requiring advanced reasoning capabilities, such as automating feature engineering and selecting relevant features. For more routine tasks, including parsing output and writing Python functions, we employ GPT-3.5-turbo with a temperature of 0 which offers a cost-effective solution that meets the performance requirements for these functions.



We employ an ensemble of  $K = 20$  models, striking a balance between cost-effectiveness and model performance, noting that performance gains diminish beyond this point. In replicating baselines, machine learning models were implemented using Python’s `scikit-learn` library. Hyperparameters were optimized using grid search combined with  $k$ -fold cross-validation, with  $k$  set to either 2 or 4, ensuring that the training set includes at least one example of each class. For other methods, such as FEATLLM and TABPFN, we used default parameters with slight adjustments for fair comparison (e.g., using 15 conditions instead of 10 for FEATLLM). Also, for the evaluation of all feature engineering methods, we choose one of the feature sets generated by hierarchical selection.

### Main Results

In Fig 3, we compare the performance of our feature selection methods against baselines using Logistic Regression and Random Forest as downstream classifiers. For feature selection, we repeat our experiments five times with cross-validation, limiting the evaluation to few-shot settings where  $N \leq 320$  for ancestry and  $N \leq 128$  for hearing loss. For data-driven methods, we use the training data (varying the size of  $N$ ) to perform feature selection and train the classifier on the same training data. We also emphasize that, unlike the data-driven methods, the LLM-driven methods perform feature selection without relying on any data samples, leveraging only the model’s prior knowledge. Their usage of the training data is limited to training the downstream classifier.

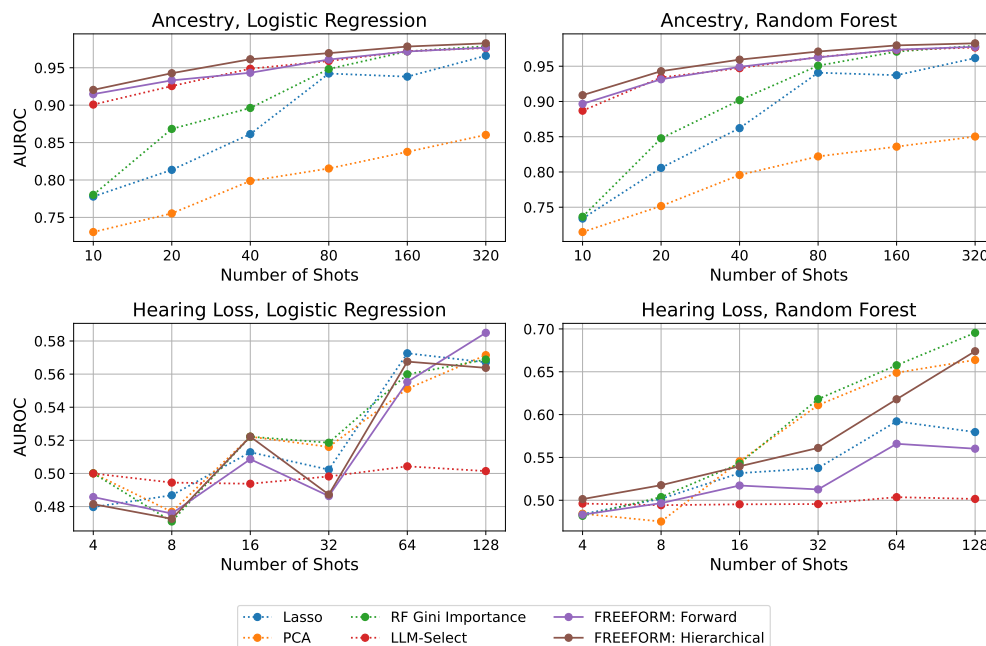


Figure 3: Evaluation of Feature Selection Methods with Different Downstream Classifiers

Our findings indicate that LLM-driven methods significantly outperform data-driven approaches for feature selection, in low-shot regimes. Notably, in the genomic ancestry task, our framework achieves performance comparable to LASSO with just 10 shots, whereas LASSO requires 80 shots to achieve similar results. In hearing loss, we observe that the performance gap is smaller and our advantage remains until 16 shots, likely due to the dataset’s much lower dimensionality. This exemplifies the strength of our methods in few-shot regimes such as genotype data.

For feature engineering, we conduct our experiments five times with cross-validation, limiting to few-shot settings where  $N < 120$ . In Fig 4, FREEFORM consistently ranks at the top or matches the performance of baseline models. In the genomic ancestry task, our framework enhances the performance of both Logistic Regression and Random Forest, especially in the lower-shot scenarios. Additionally, our approach outperforms recent models such as FEATLLM and TABPFN. Notably, as the number of shots approaches 80, the performance gap between our methods and the baselines decreases. In the hearing loss task, our framework notably enhances the performance of Logistic Regression

on higher-shot scenarios. While Random Forest does not benefit from the engineered features, our approach remains competitive. This outcome suggests limited effectiveness of the interaction terms we engineer for complex models like Random Forests.



Figure 4: Evaluation of Feature Engineering on the Two Datasets

### Ablations and Analysis

**Open Source Models** In Table 1, we examine the performance of different LLMs in our framework, repeating the experiment five times with cross-validation. We find that other models, including the relatively weaker `GPT-3.5-turbo`, are highly competitive. This may be surprising but this further suggests that there is a limited effectiveness to the types of interaction terms we enable, which ranges from conditional rules to multiplicative expressions, and this may mean that these interactions are within the reasoning capabilities of the models we study. These results also align with the models’ shared awareness of the variants and their relevance to the task (see Figure 5); it may mean that knowledge demonstration is enough for the LLM to provide utility as a weak learner.

Table 1: FREEFORM using different models for featuring engineering on Hearing Loss (16-shot) and Ancestry (20-shot). LR: Logistic Regression. RF: Random Forest.

Model	Hearing Loss			Ancestry		
	GPT-3.5-turbo	Llama-3.1-405B	GPT-4o	GPT-3.5-turbo	Llama-3.1-405B	GPT-4o
LR AUC (Std)	0.5064 (0.10)	0.5113 (0.11)	<b>0.5145</b> (0.11)	0.9546 (0.01)	0.9562 (0.02)	<b>0.9572</b> (0.01)
RF AUC (Std)	0.5402 (0.11)	<b>0.5444</b> (0.11)	0.5438 (0.11)	0.9514 (0.01)	0.9520 (0.01)	<b>0.9527</b> (0.01)

**Augmentation and Serialization** In our main results of FREEFORM, we use a simple serialization strategy like the following: “ $s_1$  is  $x_1^i$ .  $s_2$  is  $x_2^i$ ... Answer:  $y_i$ ”. In this ablation study, we find that using a more elaborate schema like “The  $s_1$  variant of the person has  $x_1^i$  minor alleles ...” does not make a difference. While this may be surprising given the existing efforts on exploring serialization strategies<sup>46</sup>, it could be that foundational models are robust to formatting and that these strategies are less effective when used with in-context learning. Furthermore, our findings show that the augmentation of gene information is not significant. Our experimentation is limited to providing the genes associated with the variant. This may be redundant information for the LLM but other strategies are not straightforward; augmenting literature for a variant is challenging due to the lack of relevance it may have to the task. This will be an important avenue to explore for future work.

Table 2: FREEFORM using genotype-specific strategies for featuring engineering on Hearing Loss (16-shot) and Ancestry (20-shot). LR: Logistic Regression. RF: Random Forest.

Configuration	LR AUC (Std)	RF AUC (Std)
<b>Hearing Loss</b>		
FreeForm	<b>0.5145</b> (0.11)	<b>0.5438</b> (0.11)
+ Genotype Serialization	0.5127 (0.11)	0.5384 (0.11)
+ Gene Augmentation	0.5110 (0.09)	0.5387 (0.11)
<b>Ancestry</b>		
FreeForm	<b>0.9572</b> (0.01)	0.9527 (0.01)
+ Genotype Serialization	0.9568 (0.01)	<b>0.9532</b> (0.01)
+ Gene Augmentation	0.9571 (0.01)	0.9530 (0.01)

**Feature Nomination** The genomic ancestry dataset we used is a curated version of the full dataset, after applying rigorous quality control. While this ensures data reliability, it can lead to the omission of significant genetic variants. To address this concern, we ask GPT-4o to suggest fifteen SNPs, and we add these onto the curated dataset—SNPs such as rs671 or rs2814778 with clear causal relationships or statuses as standard AIMs were suggested. Our LLM-driven selection methods were able to recover most of these variants while the data-driven methods could not, and we found that these variants contributed largely to the performance gap we observed for feature selection in the genomic ancestry dataset. We find it concerning that data-driven methods failed to identify many of these variants despite their predictive power; training a Logistic Regression model with the GPT-4o-suggested SNPs achieved an average of 0.94 AUC on 20 shots whereas a set of fifteen SNPs selected by PCA on the original dataset achieved 0.78 AUC. LLMs could be a promising method to mitigate the issues of quality control, a frequent issue in this domain, providing a potentially more robust, automatable method than manually imputing well-known variants from the literature.

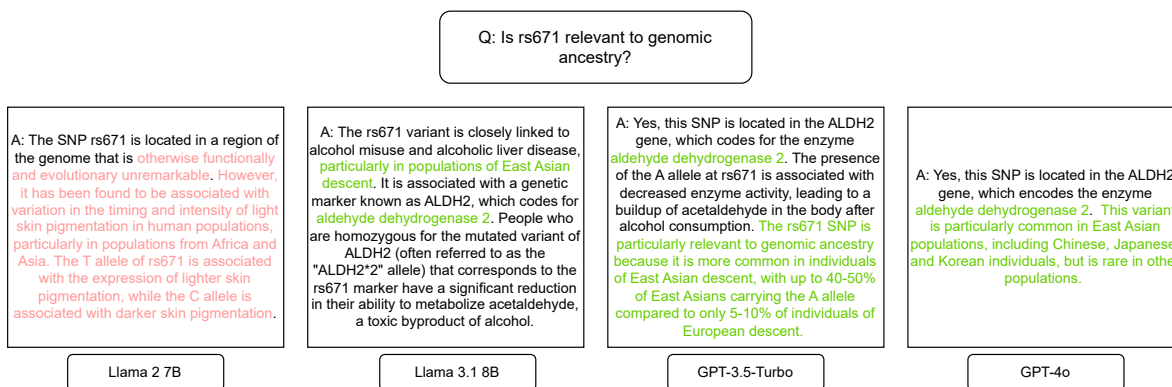


Figure 5: Comparison between different LLM models on their knowledge of the SNP rs671 relating to genomic ancestry. Red text indicates a hallucination, which was only observed in the case of the Llama 2 7B model. Every other model correctly identifies the genetic association.

## Discussion

We present FREEFORM which advances the state-of-the-art in LLM-based, few-shot tabular learning and we novelly apply our LLM-driven framework to genotype data. FREEFORM goes beyond the typical usage of LLMs for inference and aids the process of feature selection and engineering, tackling the issues of high dimensionality, limited data samples, and interpretability. In our exploration of genotype data, we find that LLMs have a robust knowledge of genetic variants, demonstrating state-of-the-art performance across datasets with different variant ID schemas.

Our framework notably has a few key advantages over existing approaches besides performance: (1) its model-agnostic nature and (2) FREEFORM requires no inference costs as the features need to be engineered only once at training, compared to LLM-only methods that require large computational costs at inference time. Moreover, the entire pipeline can be conducted with just API access to the model, costing around a dollar to run the entire pipeline. Currently, top-



performing LLMs either only offer access through inference APIs or require significant resources to load or fine-tune.

However, FREEFORM still has room for growth; our study suggests we allow a naive range of interaction types in feature engineering, our scalable approach to feature engineering can integrate more advanced strategies, and our retrieval augmentation is limited to gene information. Our future goals are to expand its capabilities in generating novel features, improve the extraction of knowledge intrinsic to LLMs, better augment task-specific knowledge from APIs such as PubMed, and integrate interpretability or explainability with the assistance of LLMs to enable functionality such as causal discovery. Recent studies have demonstrated the potential for LLMs in the discovery of new gene sets or causal genes<sup>25,26</sup>, where LLMs effectively interpolate across the vast corpus of scientific literature they are trained on. Furthermore, we see promising future work in developing our approaches in feature selection and nomination, where we used the LLM to suggest predictive features. The controllability of LLMs through prompting opens up interesting possibilities, such as the nomination of features that better represent diverse populations, thereby mitigating biases that data-driven methods can exacerbate. A limitation of our study is that several assumptions were made in the evaluation, such as the selection of fifteen features, to showcase our pipeline. Thus, we plan to expand our evaluation to more scenarios and more phenotypes, such as Alzheimer's disease, to demonstrate its robust utility.

**Acknowledgments** This work was supported in part by the NIH grants U01 AG066833, U01 AG068057, R01 AG071470, U19 AG074879, and S10 OD023495.

## References

1. Torkmani A, Wineinger NE, Topol EJ. The personal and clinical utility of polygenic risk scores. *Nature Reviews Genetics*. 2018;19:581-90.
2. Guo T, Li X. Machine learning for predicting phenotype from genotype and environment. *Current Opinion in Biotechnology*. 2023;79:102853.
3. Ma Y, Zhou X. Genetic prediction of complex traits with polygenic scores: a statistical review. *Trends in Genetics*. 2021;37(11):995-1011.
4. Medvedev A, Mishra Sharma S, Tsatsorin E, Nabieva E, Yarotsky D. Human genotype-to-phenotype predictions: Boosting accuracy with nonlinear models. *PloS one*. 2022;17(8):e0273293.
5. Uffelmann E, Huang QQ, Munung NS, De Vries J, Okada Y, Martin AR, et al. Genome-wide association studies. *Nature Reviews Methods Primers*. 2021;1(1):59.
6. Krzywinski M, Altman N. Multiple linear regression: when multiple variables are associated with a response, the interpretation of a prediction equation is seldom simple. *Nature methods*. 2015;12(12):1103-5.
7. Lippert C, Listgarten J, Davidson RI, Baxter J, Poon H, Kadie CM, et al. An exhaustive epistatic SNP association analysis on expanded Wellcome Trust data. *Scientific reports*. 2013;3(1):1099.
8. Altman N, Krzywinski M. The curse (s) of dimensionality. *Nat Methods*. 2018;15(6):399-400.
9. Guyon I, Elisseeff A. An introduction to variable and feature selection. *Journal of machine learning research*. 2003;3(Mar):1157-82.
10. Pudjihartono N, Fadason T, Kempa-Liehr AW, O'Sullivan JM. A review of feature selection methods for machine learning-based disease risk prediction. *Frontiers in Bioinformatics*. 2022;2:927312.
11. Lou Y, Caruana R, Gehrke J, Hooker G. Accurate intelligible models with pairwise interactions. In: *Proceedings of the 19th ACM SIGKDD international conference on Knowledge discovery and data mining*; 2013. p. 623-31.
12. Campos TL, Korhonen PK, Hofmann A, Gasser RB, Young ND. Combined use of feature engineering and machine-learning to predict essential genes in *Drosophila melanogaster*. *NAR Genomics and Bioinformatics*. 2020;2(3):lqaa051.
13. OpenAI. *Introducing ChatGPT*; 2022.
14. Achiam J, Adler S, Agarwal S, Ahmad L, Akkaya I, Aleman FL, et al. Gpt-4 technical report. *arXiv preprint arXiv:230308774*. 2023.
15. Wei J, Wang X, Schuurmans D, Bosma M, Xia F, Chi E, et al. Chain-of-thought prompting elicits reasoning in large language models. *Advances in neural information processing systems*. 2022;35:24824-37.
16. Wang X, Wei J, Schuurmans D, Le Q, Chi E, Narang S, et al. Self-consistency improves chain of thought reasoning in language models. *arXiv preprint arXiv:220311171*. 2022.
17. Yao S, Yu D, Zhao J, Shafran I, Griffiths T, Cao Y, et al. Tree of thoughts: Deliberate problem solving with large language models. *Advances in Neural Information Processing Systems*. 2024;36.
18. Chang Y, Wang X, Wang J, Wu Y, Yang L, Zhu K, et al. A survey on evaluation of large language models. *ACM Transactions on Intelligent Systems and Technology*. 2023.

19. Tan Z, Beigi A, Wang S, Guo R, Bhattacharjee A, Jiang B, et al. Large language models for data annotation: A survey. arXiv preprint arXiv:240213446. 2024.
20. Choi K, Cundy C, Srivastava S, Ermon S. LMPriors: Pre-Trained Language Models as Task-Specific Priors. In: NeurIPS 2022 Foundation Models for Decision Making Workshop;. .
21. Jeong DP, Lipton ZC, Ravikumar P. LLM-Select: Feature Selection with Large Language Models. arXiv preprint arXiv:240702694. 2024.
22. Liu S, Lv F, Liu X, et al. ICE-SEARCH: A Language Model-Driven Feature Selection Approach. arXiv preprint arXiv:240218609. 2024.
23. Han S, Yoon J, Arik SO, Pfister T. Large Language Models Can Automatically Engineer Features for Few-Shot Tabular Learning. In: Forty-first International Conference on Machine Learning; 2024. .
24. Nori H, Lee YT, Zhang S, Carignan D, Edgar R, Fusi N, et al. Can generalist foundation models outcompete special-purpose tuning? case study in medicine. arXiv preprint arXiv:231116452. 2023.
25. Wang Z, Jin Q, Wei CH, Tian S, Lai PT, Zhu Q, et al. GeneAgent: Self-verification Language Agent for Gene Set Knowledge Discovery using Domain Databases. arXiv preprint arXiv:240516205. 2024.
26. Shringarpure SS, Wang W, Karagounis S, Wang X, Reisetter AC, Auton A, et al. Large language models identify causal genes in complex trait GWAS. medRxiv. 2024:2024-05.
27. Jin Q, Yang Y, Chen Q, Lu Z. Genegpt: Augmenting large language models with domain tools for improved access to biomedical information. Bioinformatics. 2024;40(2):btac075.
28. Toufiq M, Rinchai D, Bettacchioli E, Kabeer BSA, Khan T, Subba B, et al. Harnessing large language models (LLMs) for candidate gene prioritization and selection. Journal of Translational Medicine. 2023;21(1):728.
29. Li D, Tan Z, Liu H. Exploring Large Language Models for Feature Selection: A Data-centric Perspective. arXiv preprint arXiv:240812025. 2024.
30. Li D, Yang S, Tan Z, Baik JY, Yun S, Lee J, et al. DALK: Dynamic Co-Augmentation of LLMs and KG to answer Alzheimer's Disease Questions with Scientific Literature. arXiv preprint arXiv:240504819. 2024.
31. Petroni F, Rocktäschel T, Riedel S, Lewis P, Bakhtin A, Wu Y, et al. Language Models as Knowledge Bases? In: Proceedings of the 2019 Conference on Empirical Methods in Natural Language Processing and the 9th International Joint Conference on Natural Language Processing (EMNLP-IJCNLP); 2019. p. 2463-73.
32. Singhal K, Azizi S, Tu T, Mahdavi SS, Wei J, Chung HW, et al. Large language models encode clinical knowledge. Nature. 2023;620(7972):172-80.
33. Huang J, Chang KCC. Towards reasoning in large language models: A survey. arXiv preprint arXiv:221210403. 2022.
34. Tam ZR, Wu CK, Tsai YL, Lin CY, Lee Hy, Chen YN. Let Me Speak Freely? A Study on the Impact of Format Restrictions on Performance of Large Language Models. arXiv preprint arXiv:240802442. 2024.
35. Brown TB. Language models are few-shot learners. arXiv preprint ArXiv:200514165. 2020.
36. Agrawal M, Hagselmann S, Lang H, Kim Y, Sontag D. Large language models are few-shot clinical information extractors. arXiv preprint arXiv:220512689. 2022.
37. Kandpal N, Deng H, Roberts A, Wallace E, Raffel C. Large language models struggle to learn long-tail knowledge. In: International Conference on Machine Learning. PMLR; 2023. p. 15696-707.
38. Liu NF, Lin K, Hewitt J, Paranjape A, Bevilacqua M, Petroni F, et al. Lost in the middle: How language models use long contexts. Transactions of the Association for Computational Linguistics. 2024;12:157-73.
39. Kortukov E, Rubinstein A, Nguyen E, Oh SJ. Studying Large Language Model Behaviors Under Realistic Knowledge Conflicts. arXiv preprint arXiv:240416032. 2024.
40. Lewis P, Perez E, Piktus A, Petroni F, Karpukhin V, Goyal N, et al. Retrieval-augmented generation for knowledge-intensive nlp tasks. Advances in Neural Information Processing Systems. 2020;33:9459-74.
41. Tong Y, Li D, Wang S, Wang Y, Teng F, Shang J. Can LLMs Learn from Previous Mistakes? Investigating LLMs' Errors to Boost for Reasoning. arXiv preprint arXiv:240320046. 2024.
42. Fairley S, Lowy-Gallego E, Perry E, Flicek P. The International Genome Sample Resource (IGSR) collection of open human genomic variation resources. Nucleic acids research. 2020;48(D1):D941-7.
43. Luo X, Li F, Xu W, Hong K, Yang T, Chen J, et al. Machine learning-based genetic diagnosis models for hereditary hearing loss by the GJB2, SLC26A4 and MT-RNR1 variants. EBioMedicine. 2021;69.
44. Moustafa A. Genetic Ancestry; 2023. <https://github.com/ahmedmoustafa/genetic-ancestry> [Accessed: May 6 2024].
45. Hollmann N, Müller S, Eggenberger K, Hutter F. TabPFN: A transformer that solves small tabular classification problems in a second. arXiv preprint arXiv:220701848. 2022.
46. Hagselmann S, Buendia A, Lang H, Agrawal M, Jiang X, Sontag D. Tabllm: Few-shot classification of tabular data with large language models. In: International Conference on Artificial Intelligence and Statistics. PMLR; 2023. p. 5549-81.