

RLEF: GROUNDING CODE LLMs IN EXECUTION FEEDBACK WITH REINFORCEMENT LEARNING

Jonas Gehring, Kunhao Zheng, Jade Copet, Vegard Mella, Quentin Carbonneaux,
Taco Cohen, Gabriel Synnaeve
Meta AI (FAIR)
{jgehring, gab}@meta.com

ABSTRACT

Large language models (LLMs) deployed as agents solve user-specified tasks over multiple steps while keeping the required manual engagement to a minimum. Crucially, such LLMs need to ground their generations in any feedback obtained to reliably achieve the desired outcomes. We propose an end-to-end reinforcement learning method for teaching models to leverage execution feedback in the realm of code synthesis, where state-of-the-art LLMs struggle to improve code iteratively compared to independent sampling. We benchmark on competitive programming tasks, where we achieve new state-of-the-art results with both small (8B parameters) and large (70B) models while reducing the amount of samples required by an order of magnitude. Our analysis of inference-time behavior demonstrates that our method produces LLMs that effectively leverage automatic feedback over multiple steps.

1 INTRODUCTION

The consistent increase in capabilities of Large Language Models (LLMs) has prompted researchers and developers to benchmark and deploy them in increasingly complex environments (Brown et al., 2020; OpenAI, 2023; AI @ Meta, 2024). An emerging research direction is to employ LLMs as agents to solve tasks in multiple steps with little to no human oversight, querying external computation or data sources when needed or as dictated by manual scaffolding (Schick et al., 2023; Kapoor et al., 2024). For example, such autonomous use of LLMs is of interest for ensuring accurate answers to user queries with up-to-date information (Mialon et al., 2024), interaction with websites (Yao et al., 2022) or generating code to implement software features from high-level descriptions (Yang et al., 2024).

We posit that any decision-making agent offering a natural language interface has to possess two skills. First, the ability to accurately deduce a user’s intent when prompted; for LLMs, this is typically achieved by fine-tuning to follow instructions according to user preferences (Ouyang et al., 2022; Rafailov et al., 2023). Second, feedback on intermediate results of the agent’s actions has to be taken into account to arrive at the desired outcome. For example, a web page that contains a

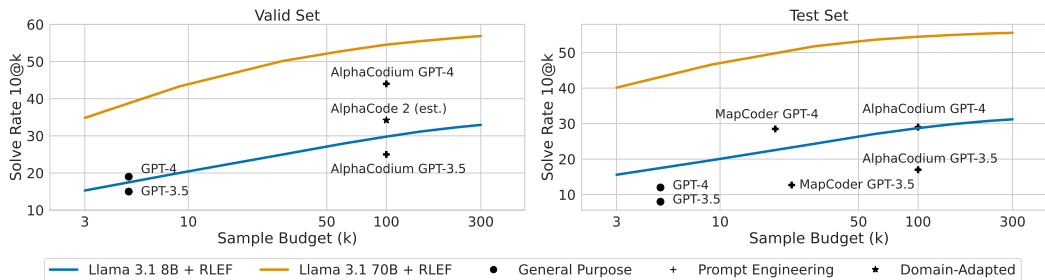


Figure 1: Solve rates of Llama 3.1 Models after RLEF training on CodeContests, compared to previously reported results across sampling budgets (log scale).

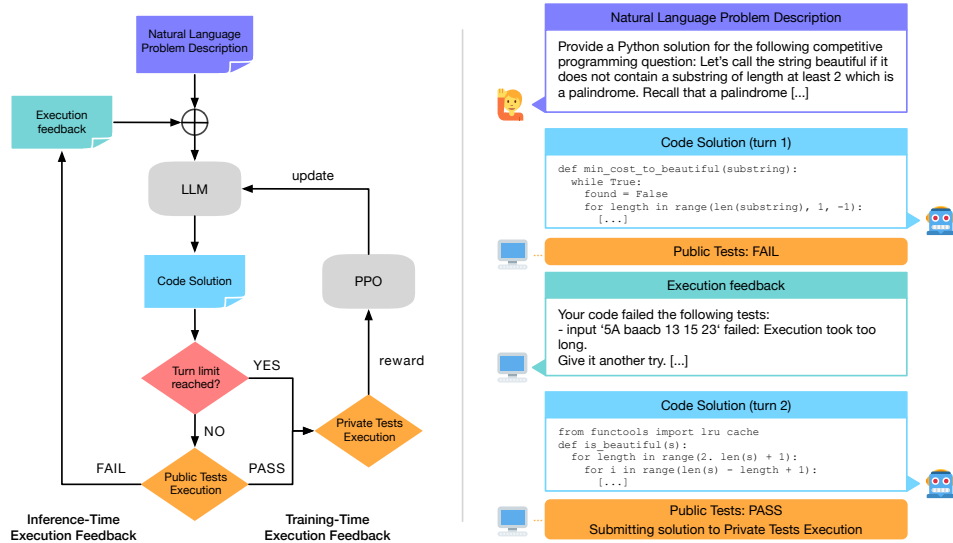


Figure 2: **Left:** Overview of reinforcement learning with execution feedback (RLEF). The LLM is repeatedly prompted to implement code according to a problem description. Each attempt is evaluated on a public test set; upon failure, feedback is inserted into the conversation. If public tests are passing, or a specified turn limit is reached, execution on additional, private tests determines the reward. The model is then updated with PPO. **Right:** Example dialog with two model responses. Execution feedback hints at an inefficient first solution, to which the model responds to utilizing a cache. The code passing the public test sets will be evaluated on the full test set.

necessary bit of information might have gone offline, requiring another search engine query. In the context of code generation, feedback can provide information about implementation bugs as well as constraints that are inefficient or cumbersome to specify in full detail, e.g., software and hardware platform details or library dependencies. Intermediate feedback is therefore crucial to ground LLM generations in the concrete situations encountered at inference time.

In this work, we aim to endow pre-trained LLMs with the aforementioned skills, task alignment and grounding in inference-time feedback, in the domain of code synthesis from natural language descriptions (Chen et al., 2021; Rozière et al., 2023). Here, feedback is naturally provided as the result of the execution of generated code in the form of error messages and unit test results. However, to date, utilizing such feedback for code generation with LLMs has failed to yield substantial improvements when taking computational demands into account; indeed, obtaining samples independently often results in higher accuracy for a fixed inference budget (Kapoor et al., 2024; Xia et al., 2024). As a test bed to investigate and improve grounding in execution feedback, we propose to frame code generation as an iterative task, repeatedly asking an LLM to produce code according to a provided natural language description (Fig. 2). After each generation, code is evaluated on example test cases and the resulting feedback is provided as additional context for subsequent attempts. We thus obtain an interactive environment where actions correspond to code and observations correspond to execution feedback. Importantly, such a framing permits end-to-end optimization with reinforcement learning (RL) algorithms to maximize a reward signal – here, a binary reward based on whether the final code solution passes a set of held-out test cases.

We benchmark our training method incorporating repeated code actions and execution feedback in a reinforcement learning context (RLEF) on CodeContests (Li et al., 2022), a challenging competitive programming benchmark. Starting from Llama 3.1 models (AI @ Meta, 2024), we achieve substantial performance improvements, surpassing previous state-of-the-art results while reducing the amount of generations required by an order of magnitude (Fig. 1). Our analysis shows that RLEF training unlocks the capability to leverage inference-time machine feedback, rendering LLMs effective in iterative, multi-turn scenarios. Our improvements from RLEF on CodeContests further generalize to HumanEval+ and MBPP+, two popular benchmarks for code synthesis, and to increased sample budgets compared to training time.

2 METHOD

2.1 ITERATIVE CODE SYNTHESIS

We structure the task of code synthesis as a multi-turn conversation in which an LLM is repeatedly prompted to generate a code solution to a natural language problem description. After each solution, we provide an automatically generated response with results obtained by executing the solution’s code against test cases. This setup is applicable to language models tuned for the common use-case of interacting with users in a chat setting, and follows previous work on self-repair for code generation (Shinn et al., 2023; Olausson et al., 2024).

Crucially, we utilize two different sets of test cases: a *public* test yields execution feedback that can be accessed during repeated attempts and forms the basis of selecting a final solution, whereas a *private* test set ultimately determines the correctness of the final solution. Separate test sets provide two main benefits. First, if test inputs and outputs are fixed, held-out tests guard against shortcuts during the optimization procedure in which an LLM can copy expected test outputs in subsequent answers, based on execution feedback. Second, running a full test suite may be computationally demanding and a limited set of public tests can accelerate the iterative code generation procedure. It may however be desirable to maximize test coverage for execution feedback at inference time, and we verify that this can indeed improve performance (Appendix B.2).

Our conversation flow for code generation is depicted in Fig. 2. Concretely, we start the dialog with the problem description and query the LLM for an initial solution. The solution is verified against the public test set, which yields results in the form of passed and failed test cases, as well as potential syntax or runtime errors. If any public test fails, this execution feedback is formatted and appended to the dialog. The LLM is then queried for an updated code solution, with the original problem text, previous solutions, and their respective feedback provided in the prompt. If the solution passes all public tests, or a specified turn limit is reached, it is considered to be final and will be submitted for evaluation on the private test set. The kind reader is referred to Appendix C for a listing of our prompt and execution feedback templates.

2.2 REINFORCEMENT LEARNING WITH EXECUTION FEEDBACK

The iterative code synthesis described in the previous section can be understood as a Markov Decision Process (MDP), and the language model as a policy (Sutton & Barto, 2018). For generality, we assume a partially observable MDP as our reward function utilizes a held-out, private test set which is not accessible to the policy (unless an exact textual representation of the desired program behavior is provided in the problem description). Observations and actions are provided as tokenized text sequences. Concretely, the initial observation o_0 is the problem description and actions a_t at each step t are textual responses. Successive observations o_t consist of past observations and actions, including execution feedback obtained by evaluating the previous action a_{t-1} on public test cases. Episodes terminate when public test evaluation succeeds or a specified step limit is reached. At the end of an episode, a scalar reward is provided corresponding to whether all public and private tests are passing. We do not use reward discounting (i.e., $\gamma = 1$).

For optimizing a policy in the above environment we employ Proximal Policy Optimization (PPO), a common choice for fine-tuning large language models (Schulman et al., 2017; Ziegler et al., 2020; Ouyang et al., 2022). Following previous work, we include a KL penalty in our reward signal, acting both as an entropy bonus and as regularization towards the distribution of the LLMs we start from. In initial experiments we found that a possible failure mode concerns the generation of invalid code in non-final responses, which we address by providing a small penalty for invalid responses. Denoting the policy to be optimized with π and the initial policy with ρ , and abbreviating previous observations and actions with $c_t = o_0, a_0, o_1, a_1, \dots, o_t$ our reward function at step t is

$$R(s_t, a_t) = r(s_t, a_t) - \beta \log \frac{\pi(a_t|c_t)}{\rho(a_t|c_t)}, \quad r(s_t, a_t) = \begin{cases} 1, & \text{if end of episode and all tests pass} \\ -1, & \text{if end of episode and any test fails} \\ -0.2, & \text{if } a_t \text{ does not contain valid code} \end{cases}$$

with a constant β trading off between task reward and KL maximization. For PPO, we compute policy gradients by incorporating a concurrently learned value function as a baseline, i.e., we train the policy to maximize the advantage $A_t = -V(c_t) + \sum_{i=t}^T R(s_i, a_i)$; see Appendix A.1.

We note that while the above MDP considers full responses as actions, the underlying policy and value functions are implemented as language models outputting single tokens. Selecting a suitable action space for optimization hence requires consideration in our setup, and a suitable choice may depend on the concrete task at hand. We propose to model the policy at the token level while learning a value function for whole turns; compared to optimizing both models at either the turn or token level, this hybrid approach worked best in our early experiments. Hence, we predict the value of a response a_t from the last token of its respective prompt, and we use a single advantage value for each token action within a response. Our response-based value estimation is closely related to Zhou et al. (2024); however, we do not train an additional Q-function. For the KL penalty, we found it beneficial to compute the probabilities of responses $\pi(a_t|c_t)$ as the geometric mean rather than product of token probabilities. This counteracts a possibly detrimental bias towards shorter generations, in particular for non-final responses.

3 EXPERIMENTAL RESULTS

3.1 SETUP

We perform experiments on the CodeContests benchmark introduced by Li et al. (2022) which requires generating a code solution to a problem specified in natural language along with a textual description of public test cases. Problems are of high difficulty and used in human competitive programming with a focus on algorithms, data structures and runtime efficiency. The correctness of solutions is evaluated with private tests that are hidden from contestants, which we implement in our setup by presenting feedback from public tests only. The CodeContests dataset consists of a training set and two test sets, “valid” and “test”, consisting of 117 and 165 problems, respectively; we use the former for model and hyperparameter selection. We optimize our models on the training set, from which we discard 669 of the 13,328 problems due to missing public or private test cases. We prompt and train all models to output Python 3 code.

The Llama 3 family of models (AI @ Meta, 2024) comprises our initial policies, specifically the Instruct 8B and 70B parameter models of the 3.0 and 3.1 release. These models exhibit strong code generation performance out of the box and are able to follow instructions in the prompt, alleviating the need for an initial fine-tuning stage prior to RL training. During training and for evaluations, unless noted, we set the turn limit to allow for 3 LLM attempts at solving each problem. We perform 12,000 and 8,000 updates to the 8B and 70B models, respectively, and select checkpoints based on valid set performance. Hyper-parameters and further experimental details are provided in Appendix A.

We follow Li et al. (2022) in reporting results as $n@k$ average solve rates. The $n@k$ metric represents the expectation that any of n solutions, selected from k samples in total, is correct, i.e., passes all tests. In our multi-turn setup, each turn counts as a sample. This allows for fair comparisons with respect to sample budgets, which is particularly relevant when employing large LLMs with high inference cost in agentic scaffoldings (Kapoor et al., 2024)¹.

3.2 MAIN RESULTS

In Table 1 we list our solve rates on the CodeContest valid and test sets for iterative code generation with up to three turns, along with previously reported results. When sampling from our models, we use temperatures 0.2 for 1@3 and 1.0 for 10@100, and nucleus sampling with top-p 0.95 in all cases (Holtzman et al., 2020). Each solve rate is estimated on 200 rollouts, using the estimator described in (Li et al., 2022). We compare against AlphaCode (Li et al., 2022) and PPO with rewards from test execution on the Code Llama 34B model from Xu et al. (2024), which both report results with a large number of samples. AlphaCodium (Ridnik et al., 2024) and MapCoder (Islam et al., 2024) are high-performing agentic frameworks built on top of the proprietary GPT models and combine chain-of-thought prompting, code execution, program repair, and, in the case of AlphaCodium, automatic test generation.

¹For simplicity, we consider a full LLM response as a single sample in our evaluations. We also note that for iterative code generation, the allocated sample budget may not be fully utilized as a successful public test run will result in early termination of a dialog.

Model	Source	n@k	Valid Set	Test Set
AlphaCode 9B	Li et al. (2022)	10@1000	16.9	13.3
AlphaCode 41B + clustering	Li et al. (2022)	10@1000	21.0	16.4
Code Llama 34B + PPO	Xu et al. (2024)	10@1000	19.7	22.4
AlphaCodium gpt-3.5-turbo-16k	Ridnik et al. (2024)	5@100	25	17
AlphaCodium gpt-4-0613	Ridnik et al. (2024)	5@100	44	29
MapCoder gpt-3.5-turbo-1106	Islam et al. (2024)	1@23	-	12.7
MapCoder gpt-4-1106-preview	Islam et al. (2024)	1@19	-	28.5
Llama 3.0 8B Instruct	Ours	1@3	4.1	3.2
+ RLEF	Ours	1@3	12.5	12.1
Llama 3.1 8B Instruct	Ours	1@3	8.9	10.5
+ RLEF	Ours	1@3	17.2	16.0
Llama 3.1 70B Instruct	Ours	1@3	25.9	27.5
+ RLEF	Ours	1@3	37.5	40.1
Llama 3.1 8B Instruct	Ours	10@100	21.7	24.8
+ RLEF	Ours	10@100	29.8	28.7
Llama 3.1 70B Instruct	Ours	10@100	50.2	50.3
+ RLEF	Ours	10@100	54.5	54.5

Table 1: Results on CodeContests of our initial and RLEF-trained models compared to prior work. The sample budget k in $n@k$ refers to the number of LLM responses, e.g., 1@3 for our results corresponds to a single rollout with up to three model responses. Best results per sample budget (up to 10, up to 100) in bold. The 70B model obtains state-of-the-art results after RLEF, and significantly outperforms AlphaCodium and MapCoder generally, and on the test set with a fraction of the samples. The RLEF-trained 8B model outperforms AlphaCodium with 100 samples and MapCoder (gpt-3.5-turbo) with 3 samples.

With RLEF training we improve markedly on the original Llama 3.1 models and outperform prior works by a significant margin. Notably, on the test set the 70B model beats AlphaCodium with GPT-4, the previous state-of-the-art, with a single rollout compared to 5 solutions from 100 samples (38.0 and 29). Likewise, the 8B model with RLEF is slightly ahead compared to the similar-sized AlphaCode 9B model (16.0 and 13.3), but with a sample budget of 3 in our case and 1,000 for AlphaCode. While we cannot compare directly to the more recent AlphaCode 2 (AlphaCode Team, 2023), a performance estimate of 34.2 on the valid set for 10@100 puts our 70B model ahead (37.5) with just 3 samples². When considering a larger budget of 100 samples – corresponding to 33 rollouts – the stock 70B model beats all previously reported results, including AlphaCodium on the valid set. With RLEF training, we obtain further improvements to 54.5 on the valid and test set. The relative improvements over the initial models, while still significant, are reduced in the 10@100 setting as compared to the 1@3 setting. Kirk et al. (2024) observe that RL training of LLMs can reduce the diversity of outputs and we interpret our results as further evidence of their hypothesis.

Table 1 also highlights that the released Llama 3.1 models offer competitive performance on CodeContests from the start, which we attribute to a focus on coding capabilities during instruction tuning (AI @ Meta, 2024). However, our RLEF method is also highly effective on the previously released 3.0 8B model, improving 1@3 solve rates from 4.1 to 12.5 and 3.2 to 12.1 on the valid and test set, respectively. Thus, RLEF may be useful as a partial substitute for instruction tuning for tasks where automatic evaluation is possible.

3.3 INFERENCE-TIME BEHAVIOR

In Table 2 we first take a closer look at single- and multi-turn performance with a fixed budget of 3 LLM generations (1@3). This corresponds to our iterative setup with up to three model responses, or three independent responses for single-turn results. We further consider generalization to two popular code generation benchmarks, HumanEval+ and MBPP+ (Liu et al., 2023b), which

²AlphaCode Team (2023) train and evaluate on non-disclosed competition problems but report a sample efficiency increase of 10,000x over AlphaCode, which achieves a 10@1M solve rate of 34.2 on the valid set.

Model	CC. Test		HumanEval+		MBPP+	
	ST	MT	ST	MT	ST	MT
Llama 3.1 8B Instruct	11.8	10.5	65.3	63.9	58.3	60.5
+ RLEF	9.7	16.0	67.5	69.5	57.0	63.1
Llama 3.1 70B Instruct	26.2	27.4	73.2	75.0	66.9	70.2
+ RLEF	30.3	40.1	78.6	80.4	67.6	72.2
gpt-4o-2024-05-13	25.3	24.3	82.8	80.7	68.8	71.7

Table 2: 1@3 solve rates in single-turn (ST) and multi-turn (MT) setups for base and RLEF models. On CodeContests, iterative code generation yields modest gains at best and drops in performance at worst, unless RLEF training is employed. Improvements from RLEF on CodeContests in the multi-turn setting carry over to HumanEval+ and MBPP+, which require a slightly different execution feedback formatting. Solve rates estimated on 20 rollouts per problem, temperature 0.2.

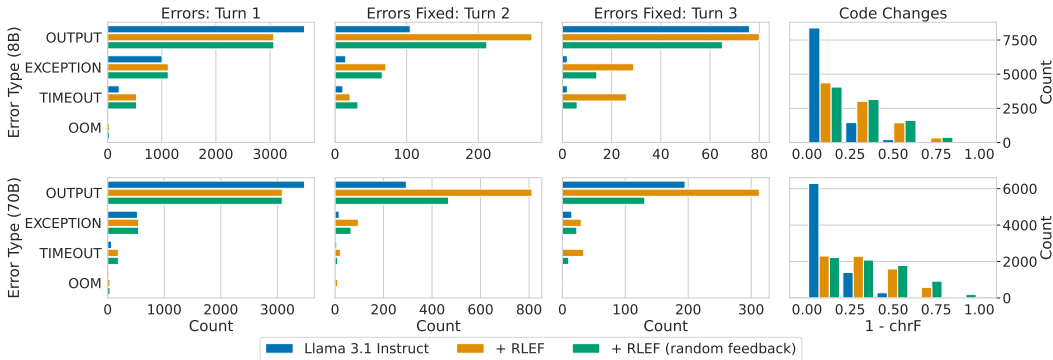


Figure 3: Behavior analysis of initial and RLEF-trained models with respect to public test results, for 8B (top) and 70B (bottom) models. Within 20 rollouts per problem (5640 in total) we count errors in the initial solution (turn 1); errors turned into correct code in turn 2 and 3; code changes across successive solutions according to the chrF metric. RLEF-trained models make fewer errors initially, can fix errors more reliably and perform larger code edits; initial models frequently repeat previous solutions. With random execution feedback, error recovery is severely impaired.

we modify to match our iterative code generation setup with “base” tests for inference-time execution feedback and “plus” tests for solve rate estimation (see Appendix C.4 for details). Our results demonstrate that, when considering a fixed sample budget, base models rarely benefit from access to faulty solutions and execution feedback in the multi-turn code generation setup. This also applies to gpt-4o-2024-05-13, which shows stronger performance when sampling solutions independently on CodeContests and HumanEval+. After RLEF training, the 8B and 70B Llama 3.1 model both benefit from execution feedback and can therefore achieve larger gains on top of improved single-turn scores, with the exception of the 8B model on CodeContests and MBPP+ where single-turn performance drops. While multi-turn gains from RLEF are most pronounced on CodeContests, the training domain of our models, we also observe notable improvements on HumanEval+ and MBPP+.

Next, we seek to determine where the gains of RLEF training stem from. Based on the improved single-turn results in Table 2 we hypothesize that, for the 70B model, these are partly due to training on the specific domain of competitive programming questions. More importantly, higher scores in the iterative setting for both the 8B and 70B model could be attributed to either an increased capability of sampling diverse solutions within a rollout, or more targeted self-repair based on execution feedback. For probing the sensitivity of our models to the observed feedback, we perform inference-time ablations with *random* execution feedback. We implement random feedback by executing a faulty solution to an unrelated problem, but still end the dialog if the current solution passes public tests (details in Appendix C.2).

In Fig. 3 we consider errors on public tests (to which the execution feedback relates) over 20 rollouts on the valid and test set combined. We observe that after RLEF training, both the 8B (top row) and

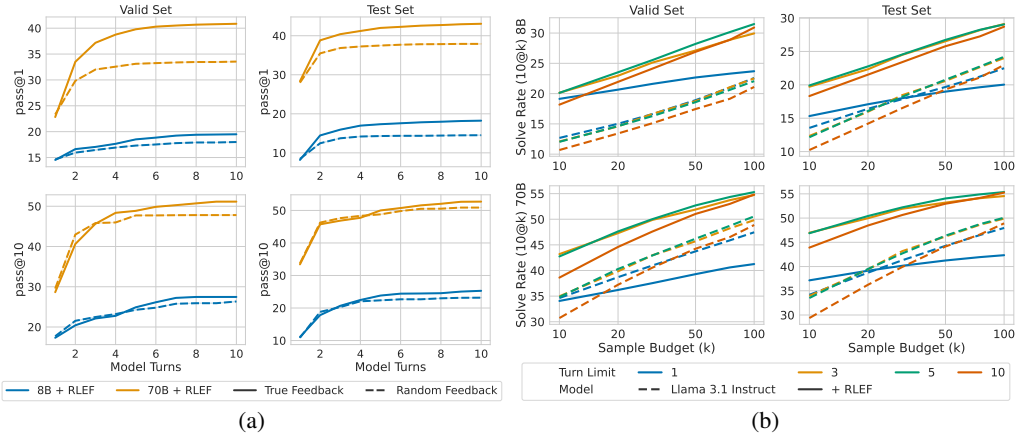


Figure 4: **(a)** Pass@1 and pass@10 across turn limits with RLEF-trained models, providing either true or random execution feedback (temperature 0.2). With random feedback pass@1 is reduced while pass@10 suffers only slightly, indicating that programs can be repaired less consistently. **(b)** Impact of turn limits on 10@k solve rates per sample budget (top: 8B model, bottom: 70B model) with temperature 1.0. With RLEF, iterative code generation can leverage up to 5 turns to achieve compute-optimal performance.

70B (bottom row) models produce fewer wrong outputs in their initial response but are more prone to exceeding the allocated time limit. In subsequent responses, recovery from all error categories is significantly improved. With random feedback, however, we see a clear impairment of self-repairs, demonstrating that RLEF allows LLMs to effectively leverage the provided feedback. We further gauge changes from one response to the next by computing the a character n-gram F-Score (Popović, 2015, chrF) among successive codes (Fig. 3, right). This underscores a shortcoming of the Instruct models without RLEF in that they perform only minimal code edits; indeed, we observe that they frequently output the same code solution despite inline feedback pointing out errors.

The analysis of Fig. 3 above suggests that, with RLEF, samples within a rollout are of higher diversity (less similar codes) but that edits are also targeted in that random execution feedback results in fewer successful repairs. This finding is echoed in Fig. 4a, in which we compare models with true and random feedback across different turn limits. Here, we compare pass@1 and pass@10 metrics, irrespective of different sample budgets due to varying turn limits (Chen et al., 2021). While pass@1 captures the precision with which we arrive at a correct final solution, pass@10 reflects the ability to recall a correct solution (i.e., whether any of 10 solutions passes the private tests). On both valid and test sets, random feedback results in a drop in pass@1 which is amplified as the turn limit is increased. This provides further evidence for less targeted repair capabilities with random feedback, as programs can be repaired less reliably. Notably, with ground truth feedback, the probability of producing a correct solution keeps increasing with higher turn limits. For pass@10, the difference between true and random execution feedback is less pronounced. As this metric can be optimized by sampling many diverse candidate solutions within a dialog, these results indicate that with random feedback, our models resort to sampling a succession of diverse, potentially correct solutions.

Finally, we evaluate the generalization across turn limits with respect to a given sample budget. In Fig. 4b, we perform rollouts with temperature 1.0 to emphasize performance at higher sample budgets by increasing the diversity of generations. We compute 10@k solve rates by distributing k samples equally across rollouts with different turn limits. For the 8B model (top row), prior to RLEF training, best performance can be obtained with independent samples (1 turn), with the exception of the test set above 30 samples. The initial 70B model performs better with 3 or 5 turns, although, for small budgets, single turn performance is competitive. After RLEF, we observe that 3, 5 and 10 turns yield a consistent improvement over independent sampling, with best performance obtained with 5 turns. In all cases, increasing the turn limit to 10 provides no benefits under a fixed sample budget.

Model	Method	Valid		Test		Model	Training	Valid		Test	
		ST	MT	ST	MT			ST	MT		
8B Instruct	–	8.9	10.5	8B \ Instruct	–	9.4	8.9	11.6	10.5	(b)	
	Few-Shot	8.5	8.5		ST	10.3	10.2	9.9	10.9		
	SFT	10.3	10.0		MT	16.2	17.2	9.5	16.0		
	RLEF	17.2	16.0								
70B Instruct	–	25.9	27.5	70B \ Instruct	–	25.6	25.9	25.9	27.5		
	Few-Shot	22.5	20.3		ST	28.3	31.1	27.3	32.9		
	SFT	27.7	27.2		MT	25.8	37.5	30.3	40.1		
	RLEF	37.5	40.1								

Table 3: 1@3 solve rates starting from Llama 3.1 models, temperature 0.2. **(a)** Comparison of different methods for acquiring the iterative code synthesis capabilities. RLEF is the most effective training method, followed by supervised fine-tuning (SFT). We find few-shot prompting to be detrimental to Instruct models. **(b)** Conventional single-turn (ST) compared to our multi-turn (MT) training with our RL loop. MT training yields larger improvements compared to ST, and improvements carrying over to multi-turn over single-turn inference is restricted to the 70B model.

3.4 ABLATION STUDIES

3.4.1 LEARNING ITERATIVE CODE SYNTHESIS

We investigate whether LLMs can, apart from our RL training, be effective in multi-turn code generation using few-shot prompting (Brown et al., 2020) and supervised fine-tuning (SFT). Lacking suitable ground truth training examples for SFT, we mine rollouts on the CodeContests training set with Llama 3.1 70B Instruct and filter them based on the correctness of final solutions. We then fine-tune Base and Instruct versions of the Llama 3.1 8B and 70B parameter models on the mined corpus and also source it for few-shot examples (Appendix A.3). The results in Table 3a show that few-shot prompting is detrimental to the instruction-tuned models. In Appendix B.1 we report few-shot 1@3 solve rates for pre-trained models and find that they achieve lower performance compared to zero-shot prompting for instruction models (1.2 and 1.8 for 8B, 4.6 and 5.8 for 70B on valid and test set, respectively). Supervised fine-tuning improves Instruct model performance on the validation set only; we do not see improvements on the test set. For pre-trained models, we see improvements from SFT but lower scores compared to instruction-tuned models (Appendix B.1). With RLEF we obtain significantly higher solve rates compared to SFT models, underscoring the efficacy of our RL training loop.

3.4.2 SINGLE-TURN TRAINING

In Table 3b we compare our iterative code generation setup to traditional, single-turn generation where the model is not presented with inference-time feedback. We use the same training loop for single generations, albeit without the penalty for invalid code (Section 2.2) as this is subsumed by the reward signal for incorrect solutions. For Llama 3.1 Instruct 8B, single-turn training (ST) hurts performance on the test set. The 70B model benefits from single-turn training and improves over multi-turn SFT results in Table 3a. Moreover, we observe transfer in that applying the single-turn model in a multi-turn setting improves 1@3 solve rates. We attribute this to the existent but comparably weak multi-turn capabilities of the vanilla 70B Instruct model. Overall, we see strongest performance with the RLEF method employing multiple turns at training and inference time.

Further ablations can be found in the appendix. In Appendix B.3 we evaluate the effect of training a dedicated repair model on outputs of the single-turn 8B training run in Table 3b, similar to (Le et al., 2022). Together, the single-turn and repair model obtain 1@3 solve rates of 14.8 on the validation set and 12.6 on the test set; an improvement over the single-turn model alone (10.2 and 10.9) but significantly below the corresponding multi-turn model (17.2 and 16.0). In Appendix B.4 we show that withholding public test execution feedback during training results in significantly worse performance. Finally, in Appendix B.5 we experimentally validate the design choice of a turn-level value function (Section 2.2).

4 RELATED WORK

Generating program code with LLMs to automate and assist software development has been studied extensively in recent years, with evaluations predominantly focusing on code synthesis from natural language descriptions (Clement et al., 2020; Chen et al., 2021; Austin et al., 2021). A major boost in performance is obtained by including large quantities of source code in pre-training and selecting or generating suitable data for subsequent fine-tuning for instruction following (Li et al., 2023; Gunasekar et al., 2023; Rozière et al., 2023; AI @ Meta, 2024).

More recently, several works investigated prompting and flow engineering techniques to improve performance at inference time, including the verification of generated code via compilation and execution, followed by re-prompting. Shinn et al. (2023) and Chen et al. (2024b) use feedback from unit tests to correct previously wrong generations and found it crucial to include model-generated error analysis in the prompt for successive generations. LDB (Zhong et al., 2024), AlphaCodium (Ridnik et al., 2024) and MapCoder (Islam et al., 2024) can be regarded as agentic frameworks as they provide rich manual scaffolding for code generation, chaining several LLM calls (e.g., for chain-of-thought planning, test generation, and program repair) combined with code execution. These approaches are effective on difficult benchmarks, such as the CodeContests dataset we consider in this work, but significantly increase inference cost by requiring dozens of LLM calls per solution.

Recent works highlight further issues with scaffolds like AlphaCodium or MapCoder. Olausson et al. (2024) show that sampling code solutions independently is competitive to repairing faulty code, that large models are required to provide effective feedback on errors, and that multiple rounds of repair are not effective. Kapoor et al. (2024) focus on inference cost and demonstrate that independent sampling beats the approaches from Shinn et al. (2023) and Zhong et al. (2024) when considering equal sampling budgets. With our method, the self-repair capabilities of LLMs can be dramatically enhanced, resulting in superior performance of iterative code generation for both small and large sample budgets. At the same time, we propose to trade complex, domain-specific prompt engineering and scaffolding for domain-specific fine-tuning.

Fine-tuning large language models with reinforcement learning is a popular method for aligning their output to user preferences (Ziegler et al., 2020; Touvron et al., 2023; OpenAI, 2023; DeepSeek-AI et al., 2024; AI @ Meta, 2024). Here, the learning signal is provided by special-purpose reward models. For code synthesis, however, rewards can be determined by executing LLM generations against available test cases (Le et al., 2022; Shojaee et al., 2023; Dou et al., 2024; Yu et al., 2024). Le et al. (2022) pre-train an LLM for code generation and subsequently fine-tune it with both policy gradients and next-token loss on rewards from execution. From the rollouts obtained during fine-tuning, they train further models for predicting test outcome labels and for mapping incorrect to ground truth solutions, which allows for inference-time code correction based on test results (“critic sampling”), albeit without explicitly presenting the output from execution. Subsequently, Liu et al. (2023a) extends this work with an extended, fine-grained reward function. Finally, Xu et al. (2024) fine-tune a stronger, code-specific LLM in a simpler setup with a binary reward from unit tests and observe substantial improvements from RL on the difficult competitive programming benchmark we consider here. We likewise propose a simple setting without extra inference scaffolding or usage of ground truth solutions. Crucially, we expand the natural-language-to-code setting to an iterative environment where execution feedback is not only provided as a scalar reward but also in textual form. This allows us to acquire both code synthesis and code repair capabilities with a single model, and to shift focus from large-sample inference regimes to obtaining high accuracy with low sample budgets.

Concurrently to our work, Kumar et al. (2024) propose a two-stage RL method (SCoRe) to improve the self-correction capabilities of LLMs and train them to output two successive solutions. In contrast to our method, SCoRe does not leverage execution feedback at inference time and instead asks the model to reconsider its initial solution. While this approach allows for potential applications to domains where automatic feedback is not available, it cannot benefit from the information provided in the feedback message. Furthermore, inference-time feedback can help the model generalize to new environments after training. Finally, Chen et al. (2024a) address code generation with human feedback and develop an appropriate supervised fine-tuning strategy based on training a separate code repair model. In our work, we effectively leverage automatically generated feedback, formatted in natural language, with a single model only.

Past work on applying reinforcement learning to LLMs on longer-horizon decision-making tasks placed an emphasis on acquiring the necessary grounding in the environment. Carta et al. (2023) report that RL tuning with PPO (Schulman et al., 2017) is superior to supervised training for grounding in text-based navigation games as measured by successful task completions. Zhou et al. (2024) propose a family of RL algorithms for LLMs and test them in text games (versus an oracle LLM) and for buying produces using a simplified web shop API, and Zhai et al. (2024) tackle environments with visual observations, adapting the parameters of a pre-trained vision LLM. While our work follows similar motivations, we address a fundamentally different domain – code synthesis – which features a significantly larger action space compared to previous work, i.e., the space of valid Python programs.

5 CONCLUSION

In this work, we proposed reinforcement learning from execution feedback (RLEF), a fine-tuning method for LLMs that endows them with a crucial capability for autonomous operation: grounding future generations in environment feedback. We applied RLEF to iterative code synthesis and obtained substantial improvements in solve rates on the CodeContests competitive programming benchmark while reducing the required sample budget for inference. The RLEF-trained models further generalize to increased turn limits and to HumanEval+ and MBPP+, two popular code generation benchmarks that exhibit simpler programming questions and different execution feedback formatting. Our in-depth analysis revealed that, while an increase in correct first-turn generations and in the diversity of successive generations offers a major contribution of performance, our models also meaningfully take execution feedback into account and resolve errors over multiple turns.

Limitations. While our results demonstrate effective usage of inference-time feedback, the code synthesis task we consider is limited to improving a single solution to a given problem. Generalizing our method to environments with larger tasks that require decomposition, either via manual scaffolding or, eventually, in a self-directed manner, remains the subject of further research. Iterating on the execution results of unit tests naturally requires test cases, which may not be readily available. We regard a potential combination with automatic unit test generation (Watson et al., 2020; Jain et al., 2024) as an interesting avenue for further experiments.

Broader Impact. Successful grounding of LLMs for code generation execution feedback will amplify their utility when applied to impactful tasks such as assisting software development and performing quality control. In general, however, increasing the capabilities of LLMs, now widely deployed in a range of applications, requires quality control and guard-railing to promote safety and minimize potentially harmful output. We limit our study to the generation of source code, where we confine the execution of model-generated output to local sandboxes. We believe the framework of Shavit et al. (2023) regarding the governance of AI agents to be a useful resource for practitioners.

Reproducibility Statement. We perform all experiments with publicly available models and datasets. Section 3.1 describes the dataset and pre-processing steps, the exact Llama model versions used, and details our evaluation metric. The loss function and hyper-parameters for training, as well as a description of the compute infrastructure can be found in Appendix A.1. Appendix A.3 describes (narrow) hyper-parameter ranges for supervised fine-tuning, and Appendix A.2 contains notes regarding code execution during training and evaluation. All prompts are listed in Appendix C.

Acknowledgements. We thank Chris Cummins, Olivier Duchenne, Fabian Gloeckle, Baptiste Roziere, Sten Sootla, Nicolas Usunier, and Sida Wang for helpful technical contributions, suggestions, and insightful discussions.

REFERENCES

- Llama Team AI @ Meta. The Llama 3 Herd of Models. Technical report, 2024.
- Google DeepMind AlphaCode Team. AlphaCode 2 Technical Report. Technical report, 2023.
- Jacob Austin, Augustus Odena, Maxwell Nye, Maarten Bosma, Henryk Michalewski, David Dohan, Ellen Jiang, Carrie Cai, Michael Terry, Quoc Le, and Charles Sutton. Program Synthesis with Large Language Models. *arXiv:2108.07732 [cs]*, Aug 2021.
- Tom B. Brown, Benjamin Mann, Nick Ryder, Melanie Subbiah, Jared Kaplan, Prafulla Dhariwal, Arvind Neelakantan, Pranav Shyam, Girish Sastry, Amanda Askell, Sandhini Agarwal, Ariel Herbert-Voss, Gretchen Krueger, Tom Henighan, Rewon Child, Aditya Ramesh, Daniel M. Ziegler, Jeffrey Wu, Clemens Winter, Christopher Hesse, Mark Chen, Eric Sigler, Mateusz Litwin, Scott Gray, Benjamin Chess, Jack Clark, Christopher Berner, Sam McCandlish, Alec Radford, Ilya Sutskever, and Dario Amodei. Language Models are Few-Shot Learners. In *NeurIPS*, 2020.
- Thomas Carta, Clément Romac, Thomas Wolf, Sylvain Lamprier, Olivier Sigaud, and Pierre-Yves Oudeyer. Grounding Large Language Models in Interactive Environments with Online Reinforcement Learning. *arXiv:2302.02662 [cs]*, Sep 2023.
- Angelica Chen, Jérémy Scheurer, Tomasz Korbak, Jon Ander Campos, Jun Shern Chan, Samuel R. Bowman, Kyunghyun Cho, and Ethan Perez. Improving Code Generation by Training with Natural Language Feedback. *arXiv:2303.16749*, Feb 2024a.
- Mark Chen, Jerry Tworek, Heewoo Jun, Qiming Yuan, Henrique Pondé de Oliveira Pinto, Jared Kaplan, Harrison Edwards, Yuri Burda, Nicholas Joseph, Greg Brockman, Alex Ray, Raul Puri, Gretchen Krueger, Michael Petrov, Heidy Khlaaf, Girish Sastry, Pamela Mishkin, Brooke Chan, Scott Gray, Nick Ryder, Mikhail Pavlov, Alethea Power, Lukasz Kaiser, Mohammad Bavarian, Clemens Winter, Philippe Tillet, Felipe Petroski Such, Dave Cummings, Matthias Plappert, Fotios Chantzis, Elizabeth Barnes, Ariel Herbert-Voss, William Hebgen Guss, Alex Nichol, Alex Paino, Nikolas Tezak, Jie Tang, Igor Babuschkin, Suchir Balaji, Shantanu Jain, William Saunders, Christopher Hesse, Andrew N. Carr, Jan Leike, Joshua Achiam, Vedant Misra, Evan Morikawa, Alec Radford, Matthew Knight, Miles Brundage, Mira Murati, Katie Mayer, Peter Welinder, Bob McGrew, Dario Amodei, Sam McCandlish, Ilya Sutskever, and Wojciech Zaremba. Evaluating Large Language Models Trained on Code. *arXiv:2107.03374 [cs]*, Jul 2021.
- Xinyun Chen, Maxwell Lin, Nathanael Schärli, and Denny Zhou. Teaching Large Language Models to Self-Debug. In *ICLR*, 2024b.
- Colin B. Clement, Dawn Drain, Jonathan Timcheck, Alexey Svyatkovskiy, and Neel Sundaresan. PyMT5: Multi-mode translation of natural language and Python code with transformers. In *EMNLP*, 2020.
- DeepSeek-AI, Qihao Zhu, Daya Guo, Zhihong Shao, Dejian Yang, Peiyi Wang, Runxin Xu, Y. Wu, Yukun Li, Huazuo Gao, Shirong Ma, Wangding Zeng, Xiao Bi, Zihui Gu, Hanwei Xu, Damai Dai, Kai Dong, Liyue Zhang, Yishi Piao, Zhibin Gou, Zhenda Xie, Zhewen Hao, Bingxuan Wang, Junxiao Song, Deli Chen, Xin Xie, Kang Guan, Yuxiang You, Aixin Liu, Qiushi Du, Wenjun Gao, Xuan Lu, Qinyu Chen, Yaohui Wang, Chengqi Deng, Jiashi Li, Chenggang Zhao, Chong Ruan, Fuli Luo, and Wenfeng Liang. DeepSeek-Coder-V2: Breaking the Barrier of Closed-Source Models in Code Intelligence. *arXiv:2406.11931 [cs]*, Jun 2024.
- Shihan Dou, Yan Liu, Haoxiang Jia, Limao Xiong, Enyu Zhou, Junjie Shan, Caishuang Huang, Wei Shen, Xiaoran Fan, Zhiheng Xi, Yuhao Zhou, Tao Ji, Rui Zheng, Qi Zhang, Xuanjing Huang, and Tao Gui. StepCoder: Improve Code Generation with Reinforcement Learning from Compiler Feedback. *arXiv:2402.01391 [cs]*, Feb 2024.
- Suriya Gunasekar, Yi Zhang, Jyoti Aneja, Caio César Teodoro Mendes, Allie Del Giorno, Sivakanth Gopi, Mojan Javaheripi, Piero Kauffmann, Gustavo de Rosa, Olli Saarikivi, Adil Salim, Shital Shah, Harkirat Singh Behl, Xin Wang, Sébastien Bubeck, Ronen Eldan, Adam Tauman Kalai, Yin Tat Lee, and Yuanzhi Li. Textbooks Are All You Need. *arXiv:2306.11644 [cs]*, Jun 2023.

-
- Ari Holtzman, Jan Buys, Li Du, Maxwell Forbes, and Yejin Choi. The Curious Case of Neural Text Degeneration. In *ICLR*, 2020.
- Md Ashraf Islam, Mohammed Eunus Ali, and Md Rizwan Parvez. MapCoder: Multi-Agent Code Generation for Competitive Problem Solving. *arXiv:2405.11403 [cs]*, May 2024.
- Kush Jain, Gabriel Synnaeve, and Baptiste Rozière. TestGenEval: A Real World Unit Test Generation and Test Completion Benchmark. *arXiv:2410.00752 [cs]*, Oct 2024.
- Sayash Kapoor, Benedikt Stroebel, Zachary S. Siegel, Nitya Nadgir, and Arvind Narayanan. AI Agents That Matter. *arXiv:2407.01502 [cs]*, Jul 2024.
- Robert Kirk, Ishita Mediratta, Christoforos Nalmpantis, Jelena Luketina, Eric Hambro, Edward Grefenstette, and Roberta Raileanu. Understanding the Effects of RLHF on LLM Generalisation and Diversity. In *ICLR*, 2024.
- Aviral Kumar, Vincent Zhuang, Rishabh Agarwal, Yi Su, John D. Co-Reyes, Avi Singh, Kate Baumli, Shariq Iqbal, Colton Bishop, Rebecca Roelofs, Lei M. Zhang, Kay McKinney, Disha Shrivastava, Cosmin Paduraru, George Tucker, Doina Precup, Feryal Behbahani, and Aleksandra Faust. Training Language Models to Self-Correct via Reinforcement Learning. *arXiv:2409.12917 [cs]*, Sep 2024.
- Hung Le, Yue Wang, Akhilesh Deepak Gotmare, Silvio Savarese, and Steven C. H. Hoi. CodeRL: Mastering Code Generation through Pretrained Models and Deep Reinforcement Learning. In *NeurIPS*, 2022.
- Raymond Li, Loubna Ben Allal, Yangtian Zi, Niklas Muennighoff, Denis Kocetkov, Chenghao Mou, Marc Marone, Christopher Akiki, Jia Li, Jenny Chim, Qian Liu, Evgenii Zheltonozhskii, Terry Yue Zhuo, Thomas Wang, Olivier Dehaene, Joel Lamy-Poirier, Joao Monteiro, Nicolas Gontier, Ming-Ho Yee, Logesh Kumar Umabathi, Jian Zhu, Ben Lipkin, Muhtasham Oblokulov, Zhiruo Wang, Rudra Murthy, Jason T. Stillerman, Siva Sankalp Patel, Dmitry Abulkhanov, Marco Zocca, Manan Dey, Zhihan Zhang, Urvashi Bhattacharyya, Wenhao Yu, Sasha Luccioni, Paulo Villegas, Fedor Zhdanov, Tony Lee, Nadav Timor, Jennifer Ding, Claire S. Schlessinger, Hailey Schoelkopf, Jan Ebert, Tri Dao, Mayank Mishra, Alex Gu, Carolyn Jane Anderson, Brendan Dolan-Gavitt, Danish Contractor, Siva Reddy, Daniel Fried, Dzmitry Bahdanau, Yacine Jernite, Carlos Muñoz Ferrandis, Sean Hughes, Thomas Wolf, Arjun Guha, Leandro Von Werra, and Harm de Vries. StarCoder: May the source be with you! *Transactions on Machine Learning Research*, 2023.
- Yujia Li, David Choi, Junyoung Chung, Nate Kushman, Julian Schrittwieser, Rémi Leblond, Tom Eccles, James Keeling, Felix Gimeno, Agustin Dal Lago, Thomas Hubert, Peter Choy, Cyprien de Masson d’Autume, Igor Babuschkin, Xinyun Chen, Po-Sen Huang, Johannes Welbl, Sven Gowal, Alexey Cherepanov, James Molloy, Daniel J. Mankowitz, Esme Sutherland Robson, Pushmeet Kohli, Nando de Freitas, Koray Kavukcuoglu, and Oriol Vinyals. Competition-Level Code Generation with AlphaCode. *arXiv:2203.07814 [cs]*, 378:1092–1097, Dec 2022.
- Jiate Liu, Yiqin Zhu, Kaiwen Xiao, Qiang Fu, Xiao Han, Wei Yang, and Deheng Ye. RLTF: Reinforcement Learning from Unit Test Feedback. *TMLR*, 11/2023, 2023a.
- Jiawei Liu, Chunqiu Steven Xia, Yuyao Wang, and Lingming Zhang. Is Your Code Generated by ChatGPT Really Correct? Rigorous Evaluation of Large Language Models for Code Generation. In *NeurIPS*, 2023b.
- Ilya Loshchilov and Frank Hutter. Decoupled Weight Decay Regularization. In *ICLR*, 2019.
- Grégoire Mialon, Clémentine Fourrier, Craig Swift, Thomas Wolf, Yann LeCun, and Thomas Scialom. GAIA: A benchmark for General AI Assistants. In *ICLR*, 2024.
- Theo X. Olausson, Jeevana Priya Inala, Chenglong Wang, Jianfeng Gao, and Armando Solar-Lezama. Is Self-Repair a Silver Bullet for Code Generation? In *ICLR*, 2024.
- OpenAI. GPT-4 technical report. *arXiv:2303.08774*, 2023.

-
- Long Ouyang, Jeffrey Wu, Xu Jiang, Diogo Almeida, Carroll L. Wainwright, Pamela Mishkin, Chong Zhang, Sandhini Agarwal, Katarina Slama, Alex Ray, John Schulman, Jacob Hilton, Fraser Kelton, Luke Miller, Maddie Simens, Amanda Askell, Peter Welinder, Paul F. Christiano, Jan Leike, and Ryan Lowe. Training Language Models to Follow Instructions with Human Feedback. In *NeurIPS*, 2022.
- Maja Popović. chrF: Character n-Gram F-score for automatic MT evaluation. In *WMT 2015*, pp. 392–395, Lisbon, Portugal, 2015. Association for Computational Linguistics.
- Rafael Rafailov, Archit Sharma, Eric Mitchell, Stefano Ermon, Christopher D. Manning, and Chelsea Finn. Direct Preference Optimization: Your Language Model is Secretly a Reward Model. In *NeurIPS*, 2023.
- Tal Ridnik, Dedy Kredo, and Itamar Friedman. Code Generation with AlphaCodium: From Prompt Engineering to Flow Engineering. *arXiv:2401.08500 [cs]*, Jan 2024.
- Baptiste Rozière, Jonas Gehring, Fabian Gloeckle, Sten Sootla, Itai Gat, Xiaoqing Ellen Tan, Yossi Adi, Jingyu Liu, Tal Remez, Jérémy Rapin, Artyom Kozhevnikov, Ivan Evtimov, Joanna Bitton, Manish Bhatt, Cristian Canton Ferrer, Aaron Grattafiori, Wenhan Xiong, Alexandre Défossez, Jade Copet, Faisal Azhar, Hugo Touvron, Louis Martin, Nicolas Usunier, Thomas Scialom, and Gabriel Synnaeve. Code Llama: Open Foundation Models for Code. *arXiv:2308.12950 [cs]*, Aug 2023.
- Timo Schick, Jane Dwivedi-Yu, Roberto Dessì, Roberta Raileanu, Maria Lomeli, Luke Zettlemoyer, Nicola Cancedda, and Thomas Scialom. Toolformer: Language Models Can Teach Themselves to Use Tools. In *NeurIPS*, 2023.
- John Schulman, Filip Wolski, Prafulla Dhariwal, Alec Radford, and Oleg Klimov. Proximal Policy Optimization Algorithms. *arXiv:1707.06347 [cs]*, Aug 2017.
- Yonadav Shavit, Cullen O’Keefe, Tyna Eloundou, Paul McMillan, Sandhini Agarwal, Miles Brundage, Steven Adler, Rosie Campbell, Teddy Lee, Pamela Mishkin, Alan Hickey, Katarina Slama, Lama Ahmad, Alex Beutel, Alexandre Passos, and David G Robinson. Practices for Governing Agentic AI Systems. 2023.
- Noah Shinn, Federico Cassano, Edward Berman, Ashwin Gopinath, Karthik Narasimhan, and Shunyu Yao. Reflexion: Language Agents with Verbal Reinforcement Learning. In *NeurIPS*, 2023.
- Parshin Shojaee, Aneesh Jain, Sindhu Tipirneni, and Chandan K. Reddy. Execution-based Code Generation using Deep Reinforcement Learning. *TMLR*, 07/2023, 2023.
- Richard S. Sutton and Andrew G. Barto. *Reinforcement Learning: An Introduction*. Adaptive Computation and Machine Learning Series. The MIT Press, Cambridge, Massachusetts, second edition edition, 2018. ISBN 978-0-262-03924-6.
- Hugo Touvron, Louis Martin, Kevin Stone, Peter Albert, Amjad Almahairi, Yasmine Babaei, Nikolay Bashlykov, Soumya Batra, Prajjwal Bhargava, Shruti Bhosale, Dan Bikel, Lukas Blecher, Cristian Canton-Ferrer, Moya Chen, Guillem Cucurull, David Esiobu, Jude Fernandes, Jeremy Fu, Wenyin Fu, Brian Fuller, Cynthia Gao, Vedanuj Goswami, Naman Goyal, Anthony Hartshorn, Saghar Hosseini, Rui Hou, Hakan Inan, Marcin Kardas, Viktor Kerkez, Madian Khabsa, Isabel Kloumann, Artem Korenev, Punit Singh Koura, Marie-Anne Lachaux, Thibaut Lavril, Jenya Lee, Diana Liskovich, Yinghai Lu, Yuning Mao, Xavier Martinet, Todor Mihaylov, Pushkar Mishra, Igor Molybog, Yixin Nie, Andrew Poulton, Jeremy Reizenstein, Rashi Rungta, Kalyan Saladi, Alan Schelten, Ruan Silva, Eric Michael Smith, Ranjan Subramanian, Xiaoqing Ellen Tan, Binh Tang, Ross Taylor, Adina Williams, Jian Xiang Kuan, Puxin Xu, Zheng Yan, Iliyan Zarov, Yuchen Zhang, Angela Fan, Melanie Kambadur, Sharan Narang, Aurélien Rodriguez, Robert Stojnic, Sergey Edunov, and Thomas Scialom. Llama 2: Open foundation and fine-tuned chat models. *arXiv:2307.09288*, 2023.
- Cody Watson, Michele Tufano, Kevin Moran, Gabriele Bavota, and Denys Poshyvanyk. On Learning Meaningful Assert Statements for Unit Test Cases. In *ICSE*, pp. 1398–1409, 2020.

-
- Chunqiu Steven Xia, Yinlin Deng, Soren Dunn, and Lingming Zhang. Agentless: Demystifying LLM-based Software Engineering Agents. *arXiv:2407.01489 [cs]*, Jul 2024.
- Shusheng Xu, Wei Fu, Jiakuan Gao, Wenjie Ye, Weilin Liu, Zhiyu Mei, Guangju Wang, Chao Yu, and Yi Wu. Is DPO Superior to PPO for LLM Alignment? A Comprehensive Study. In *ICML*, 2024.
- John Yang, Carlos E. Jimenez, Alexander Wettig, Kilian Lieret, Shunyu Yao, Karthik Narasimhan, and Ofir Press. SWE-agent: Agent-Computer Interfaces Enable Automated Software Engineering. *arXiv:2405.15793 [cs]*, May 2024.
- Shunyu Yao, Howard Chen, John Yang, and Karthik Narasimhan. WebShop: Towards Scalable Real-World Web Interaction with Grounded Language Agents. In *NeurIPS*, 2022.
- Zishun Yu, Yunzhe Tao, Liyu Chen, Tao Sun, and Hongxia Yang. β -Coder: Value-Based Deep Reinforcement Learning for Program Synthesis. *arXiv:2310.03173*, Mar 2024.
- Yuexiang Zhai, Hao Bai, Zipeng Lin, Jiayi Pan, Shengbang Tong, Yifei Zhou, Alane Suhr, Saining Xie, Yann LeCun, Yi Ma, and Sergey Levine. Fine-Tuning Large Vision-Language Models as Decision-Making Agents via Reinforcement Learning. *arXiv:2405.10292 [cs]*, May 2024.
- Li Zhong, Zilong Wang, and Jingbo Shang. Debug like a Human: A Large Language Model Debugger via Verifying Runtime Execution Step-by-step. *arXiv:2402.16906 [cs]*, Jun 2024.
- Yifei Zhou, Andrea Zanette, Jiayi Pan, Sergey Levine, and Aviral Kumar. ArCHer: Training Language Model Agents via Hierarchical Multi-Turn RL. In *ICLR 2024 Workshop on Large Language Model (LLM) Agents*, 2024.
- Daniel M. Ziegler, Nisan Stiennon, Jeffrey Wu, Tom B. Brown, Alec Radford, Dario Amodei, Paul Christiano, and Geoffrey Irving. Fine-Tuning Language Models from Human Preferences. *arXiv:1909.08593 [cs, stat]*, Jan 2020.

A EXPERIMENTAL DETAILS

A.1 RLEF

We initialize separate policy and value function networks from pre-trained and instruction-tuned LLMs as indicated in the respective experiments; for the value function, we replace the output layer with a randomly initialized linear projection. For PPO, we use AdamW (Loshchilov & Hutter, 2019) with a learning rate of $2e^{-7}$, weight decay of 0.1, and a linear warm-up over 50 steps. We set the KL regularization factor β of the reward term to 0.05 (Section 2.2). All models are trained with an online, asynchronous training infrastructure that decouples inference and optimization. We incorporate importance sampling in PPO’s clipped surrogate objective (Schulman et al., 2017, Eq.7):

$$r_t(\theta) = \frac{\pi_\theta(a_t|c_t)}{\pi_{\theta_{\text{old}}}(a_t|c_t)} \text{stop_grad} \left(\min \left(\frac{\pi_\theta(a_t|c_t)}{\pi_b(a_t|c_t)}, 1 \right) \right)$$
$$L^\pi(\theta) = \hat{\mathbb{E}}_t \left[\min \left(r_t(\theta) \hat{A}_t, \text{clip} \left(r_t(\theta), 1 - \epsilon, 1 + \epsilon \right) \hat{A}_t \right) \right]$$

for model parameters θ , normalized advantage \hat{A}_t , and the behavior policy π_b . We set $\epsilon = 0.2$.

For optimizing the value function, we use a clipped value loss. With value model parameters ψ and reward function $R(s_t, a_t)$ (see Section 2.2) we have

$$R_t = \sum_{i=t}^T \gamma^{i-t} R(s_i, a_i)$$
$$L^V(\psi) = \hat{\mathbb{E}}_t \left[\frac{1}{2} \max \left((V_\psi(c_t) - R_t)^2, (\text{clip}(V_\psi(c_t), V_{\psi_{\text{old}}}(c_t) - \alpha, V_{\psi_{\text{old}}}(c_t) + \alpha) - R_t)^2 \right) \right]$$

where we set the discount factor γ to 1 and the value clipping threshold α to 0.2.

During training, we perform inference with a temperature of 1.0; we use neither nucleus (top-p) nor top-k sampling. We collect 1024 rollouts and perform 4 updates on 256 sequences each. Models are evaluated every 800 updates, and we select the final model based on validation set performance. We train our models on NVidia H100 GPUs; a training run takes approx. 20 wall time hours. With the above parameters we use 288 (128 for training, 160 for inference) and 2304 (1024 for training, 1280 for inference) GPUs for 8B and 70B models, respectively.

A.2 CODE EXECUTION

We evaluate candidate solutions with the accompanying code-base of Li et al. (2022)³ using Python 3.10. All problems in the validation and test set specify a memory limit, and only a few problems define a time limit. If specified, we apply these limits for RLEF training and evaluations; otherwise, we use a 1GB memory limit and maximum wall clock time of 10 seconds per test case.

A.3 SUPERVISED FINE-TUNING

We perform supervised fine-tuning (SFT) for the ablations in Section 3.4.1. In order to assemble a training dataset, we perform iterative code generation with our proposed setup on the CodeContests training set with the Llama 3.1 70B Instruct model. We set top-p to 0.95 and sample a temperature for each response in $U(0.1, 1.0)$. For each problem in the training set we collect 100 multi-turn rollouts and obtain 313,639 successful trajectories.

We fine-tune models for next-token prediction, computing losses on the last response only (i.e., on responses passing both public and private tests); this produced slightly better models compared to training on all responses. We sweep over learning rates $5e^{-6}$ and $2e^{-6}$, and 2 and 3 epochs with a batch size of 64 and sequence length 8192. A linear warmup is performed over 10 steps, and learning rates are annealed according to a cosine schedule. Weight decay is set to 0.1. Models are evaluated after 200 optimizer steps with AdamW and we select final parameters based on validation set performance.

³https://github.com/google-deepmind/code_contests

Model	Method	Valid	Test	Method (8B)	Valid	Test
8B Base	Few-Shot	1.2	1.8	RLEF	17.2	16.0
	SFT	6.9	3.5	No Execution Feedback	12.2	10.9
70B Base	Few-Shot	4.6	5.8	Token-level Value Function	13.1	13.7
	SFT	11.1	10.9	Single-turn RL	10.2	10.9
				Single-turn w/ Repair	14.8	12.6

(a)

(b)

Table 4: **(a)** 1@3 solve rates for few-shot prompting and supervised fine-tuning (SFT) with Llama 3.1 Base models on CodeContests. **(b)** Further results from Llama 3.1 Instruct 8B (1@3): withholding execution feedback from public training during RL; learning a value function on the token level; training a dedicated code repair model and applying it to outputs of the single-turn RL model.

B ADDITIONAL EXPERIMENTAL RESULTS

B.1 PRE-TRAINED MODELS

In Table 4a we list solve rates for few-shot prompting and supervised fine-tuning from pre-trained Llama 3.1 models. We observe significantly lower performance compared to the Instruct models in all cases (Table 3a).

B.2 FEEDBACK FROM PRIVATE TESTS

Our main evaluations on CodeContests match our training setting, i.e., we provide inference-time feedback on public test cases and estimate solve rates on private (and the dataset’s generated) tests. The number of public test cases in the CodeContests validation and test sets vary between 1-7, with a median of 1; typically, a higher number of private tests and a large number of generated tests are available per problem.

We verify whether our RLEF-trained models can benefit from larger test sets during inference by including feedback from private and generated tests. Specifically, we test each model response against 20 available test cases, including private tests, and provide execution feedback for up to 8 failed test cases. Comparing 1@3 solve rates (temperature 0.2) with a turn limit of 3, the 8B RLEF model can improve from 17.2 to 18.1 on the valid set, whereas on the test set we see a drop from 16.0 to 14.4. For the 70B RLEF model, validation set performance improves from 37.5 to 40.4, and on the test set we obtain 41.2 compared to 38.0 with feedback limited to public tests.

B.3 EXTRA REPAIR MODEL

Le et al. (2022) implements program repair on top of an RL-trained LLM with two extra models: a “critic” predicts the joint outcome of all unit tests (e.g., success, failure, runtime error) and can be used for ranking and determining promising prefixes, and a “repair” model maps wrong solutions to ground truth solutions. In this spirit, we evaluate the effect of a dedicated repair model to improve the single-turn 8B model from Section 3.4.2 as follows.

During the RL training procedure, we collect all generations that do not pass the public unit tests. For the training duration of 12,000 gradient steps, this amounts to 1.48M samples. Next we construct training dialogues with the original prompt (as described in Appendix C.1), the wrong generation, and a random correct generation for the respective problem from the CodeContest training set. We apply additional processing to the CodeContest solutions by making sure they do indeed pass the provided unit tests and unifying their indentation. We then train repair models via supervised fine-tuning of Llama 3.1 8B Instruct, sweeping over learning rates $5e^{-6}$, $2e^{-6}$, and $1e^{-6}$, and 1 or 2 epochs with a batch size of 64 and a sequence length of 8192.

For evaluations, we estimate 1@3 solve rates by generating an initial program with the RL-trained model followed by up to two independent samples from the repair model. Similar to our main RLEF setting, we refrain from (further) repair if the latest solution passes the public tests. We evaluate

all models from the sweep in intervals of 400 gradient steps and select the best checkpoint based on validation set performance. This checkpoint achieves, in combination with the single-turn RL model, a 1@3 solve rate of 14.8 on the validation set and 12.6 on the test set, which is a significant increase over the single-turn RL model alone (10.2 and 10.9, respectively; Table 3b) but falls short of the corresponding RLEF-trained model which combines code synthesis and code repair (17.2 and 16.0, respectively; Table 1)

B.4 RL TRAINING WITHOUT PUBLIC TEST EXECUTION FEEDBACK

We validate our setup consisting of inline execution feedback and early stopping based on public tests (Section 2.1) with an ablation where we withhold information from public tests. Concretely, we remove execution feedback from the prompt for subsequent solutions (Appendix C.1), starting directly with “Give it another try”. We always ask the model for two follow-up solutions this way (i.e., for a total of three solutions). We do keep our reward definition from Section 2.2 but do not end episodes when public tests are passing.

The resulting model, starting from Llama 3.1 8B Instruct, obtains a 1@3 solve rate of 12.2 on the validation and 10.9 on the test set (Table 4b). This is better than the initial instruct model (8.9 and 10.2, respectively) but significantly below the corresponding RLEF-trained model (17.2 and 16.0, respectively).

B.5 TOKEN-LEVEL VALUE FUNCTION

Here we do not train a value function the level of responses (Section 2.2, Appendix A.1) but rather predict a value for each token of a response. Our reward formulation remains unchanged; consequently, due to the discount factor being set to 1, the value function target (reward-to-go) for each token of a response is the same. However, we now compute separate per-token advantages.

With this approach and otherwise identical settings, we achieve a 1@3 solve rate of 13.1 on the validation and 13.7 on the test set, starting from Llama 3.1 8B Instruct (Table 4b). This is below the 17.2 and 16.0 results with the turn-level value function (Table 1).

C PROMPTS

C.1 CODECONTESTS

In the initial prompt, we substitute $\${problem}$ by the original problem description as-is.

Initial Prompt

```
Provide a Python solution for the following competitive programming question: \${problem}.
```

```
Your code should be enclosed in triple backticks like so: ```python YOUR CODE HERE ``` Use the backticks for your code only.
```

In the execution feedback prompt below, we show templates for the four different error types we consider: wrong answer, exception, timeout, and out of memory. We then show the respective feedback for each failing test.

Execution Feedback

Your code failed the following tests:

```
- input `${input}` failed:  
Expected output `${expected_output}` but got `${observed_output}`  
- input `${input}` failed:  
${stacktrace}  
- input `${input}` failed: Execution took too long.  
- input `${input}` failed: Out of memory.
```

Give it another try.

Your code should be enclosed in triple backticks like so: ````python
YOUR CODE HERE ````. Use the backticks for your code only.

C.2 RANDOM FEEDBACK ABLATION

In Section 3.3 we test RLEF-trained models with random execution feedback. For each problem, we sample a different problem from the respective test set that contains incorrect solutions. We obtain unrelated feedback by evaluating one of these incorrect solutions, chosen at random, against the corresponding public tests and present the resulting feedback to the model. If none of the incorrect solutions fail the public tests, we evaluate `raise NotImplementedError()`. In this case, the feedback will contain backtraces pointing to this error. Otherwise our dialog proceeds as usual, i.e., if the code solution produced by the LLM passes the true public tests of the problem in questions we stop and evaluate the solution all test cases.

C.3 FEW-SHOT PROMPTING

For the few-shot ablations in Section 3.4, we select successful trajectories from the Llama 3.1 70B Instruct model on problems from the CodeContests training set. We select trajectories with both 2 and 3 successful attempts to as demonstrations for successful multi-turn code generation. For instruction models, we initialize the dialog with the few-shot examples, separating them with an empty assistant message. For few-shot experiments with pre-trained models (Appendix B.1), we use a dialog format in which each message is either prefixed by `[USER]` or `[ASSISTANT]`. The token for `||`, an invalid symbol in Python, is used as a message delimiter.

C.4 HUMANEVAL+

HumanEval problem prompts consist of starter code, with a docstring and example tests following the function declaration.

Initial Prompt

```
Write a solution to the following problem and make sure that it  
passes the tests:  
${problem}
```

We then provide the problem prompt again at the start of each model response for completion.

The tests in HumanEval+ consist of a single function with several `assert` statements. In order to obtain execution feedback for individual tests, we extract them from original test function (for computing pass rates, we use the original test code). We further transform `assert` statements into matching function calls of Python’s built-in `unittest.TestCase` class. This way, test failures will result in more informative `AssertionError` exceptions with run-time values; these are provided as `assertion_error` to the template. We also show successful test cases.

Execution Feedback

Your code failed some test cases:

```
- Failure: `${test}`:  
  `${assertion_error}`  
- Failure: `${test}`:  
  ${stacktrace}  
- Failure: `${test}`:  
  Execution took too long.  
- Success: `${test}`
```

Give it another try.

C.5 MBPP+

Each MBPP prompt consists of a problem description and a single example test.

Initial Prompt

Provide a Python solution for the following problem: \${problem}
Your code should pass these tests:

```
${test}
```

Your code should be enclosed in triple backticks like so: ```python
YOUR CODE HERE ```. Use the backticks for your code only.

Execution feedback follows the HumanEval+ format from Appendix C.4 with additional formatting guidelines.

Execution Feedback

Your code failed some test cases:

```
- Failure: `${test}`:  
  `${error}`  
- Failure: `${test}`:  
  ${stacktrace}  
- Failure: `${test}`:  
  Execution took too long.  
- Success: `${test}`
```

Give it another try.

Your code should be enclosed in triple backticks like so: ```python
YOUR CODE HERE ```. Use the backticks for your code only.

D EXAMPLES

The following examples are selected from the valid set of CodeContests with the RLEF-trained 70B model, using temperature 0.2 and top-p 0.95. We apply some light re-formatting of the initial prompts for better readability.

In the first example, the first model response is on the right track, but the first `print()` statement outputs a wrong value. The second response implements the requested algorithm naively, but the code is inefficient due to the loop from l to r ; it would take about two minutes for the last line in the public test. Finally, the third response contains code that is both correct and fast.

Initial Prompt

Provide a Python solution for the following competitive programming question: You are given two integers l and r , $1 \leq l \leq r$. Find the largest possible value of $a \bmod b$ over all pairs (a, b) of integers for which $r \geq a \geq b \geq 1$. As a reminder, $a \bmod b$ is a remainder we get when dividing a by b . For example, $26 \bmod 8 = 2$.

Input

Each test contains multiple test cases.
The first line contains one positive integer t ($1 \leq t \leq 10^4$), denoting the number of test cases. Description of the test cases follows.
The only line of each test case contains two integers l, r ($1 \leq l \leq r \leq 10^9$).

Output

For every test case, output the largest possible value of $a \bmod b$ over all pairs (a, b) of integers for which $r \geq a \geq b \geq 1$.

Example

Input

```
4
1 1
999999999 1000000000
8 26
1 999999999
```

Output

```
0
1
12
499999999
```

Note

In the first test case, the only allowed pair is $(a, b) = (1, 1)$, for which $a \bmod b = 1 \bmod 1 = 0$. In the second test case, the optimal choice is pair $(a, b) = (1000000000, 999999999)$, for which $a \bmod b = 1$.
Your code should be enclosed in triple backticks like so: ```python YOUR CODE HERE ```. Use the backticks for your code only.

Model Response

```
``python
t = int(input())

for _ in range(t):
    l, r = map(int, input().split())

    if r // 2 + 1 >= 1:
        print((r // 2))
    else:
        print(r % 1)
``
```

Execution Feedback

Your code failed the following tests:

```
- input `4
1 1
999999999 1000000000
8 26
1 999999999
` failed:
Expected output `0
1
12
499999999
` but got `0
1
13
499999999
`
```

Give it another try.
Your code should be enclosed in triple backticks like so: ```python YOUR CODE HERE ```. Use the backticks for your code only.

Model Response

```
``python
t = int(input())

for _ in range(t):
    l, r = map(int, input().split())

    max_mod = 0
    for b in range(l, r + 1):
        a = r
        mod = a % b
        max_mod = max(max_mod, mod)

    print(max_mod)
``
```

Execution Feedback

Your code failed the following tests:

```
- input `4
1 1
999999999 1000000000
8 26
1 999999999
` failed:
Execution took too long
```

Give it another try.

Your code should be enclosed in triple backticks like so: ``python YOUR CODE HERE ``. Use the backticks for your code only.

Model Response

```
``python
t = int(input())

for _ in range(t):
    l, r = map(int, input().split())

    if r == 1:
        print(0)
    else:
        b = (r // 2) + 1
        if b >= 1:
            print(r % (b))
        else:
            print(r % 1)
``
```

Result

Passes public and private tests.

In the second example, the first code solution does not reset the value for p_k . The second and correct attempt fixes this. Note that both solutions contain an unused variable, `curr` in the first and `curr_a` in the second response. For this question, an approach with dynamic programming that starts initializes p_k from p_{k-1} would be preferred; however, the second solution passes all test cases, too.

Initial Prompt

Provide a Python solution for the following competitive programming question: You have an array `a` consisting of `n` distinct positive integers, numbered from 1 to `n`. Define p_k as $p_k = \sum_{(1 \leq i, j \leq k)} a_i \bmod a_j$, where $x \bmod y$ denotes the remainder when x is divided by y . You have to find and print `p_1, p_2, \dots, p_n`.

Input

The first line contains `n` - the length of the array ($2 \leq n \leq 2 \cdot 10^5$).

The second line contains `n` space-separated distinct integers `a_1, \dots, a_n` ($1 \leq a_i \leq 3 \cdot 10^5$, $a_i \neq a_j$ if $i \neq j$).

Output

Print `n` integers `p_1, p_2, \dots, p_n`.

Examples

Input

```
4
6 2 7 3
```

Output

```
0 2 12 22
```

Input

```
3
3 2 1
```

Output

```
0 3 5.
```

Your code should be enclosed in triple backticks like so: ````python YOUR CODE HERE ````. Use the backticks for your code only.

Model Response

```
```python
n = int(input())
a = list(map(int, input().split()))

p = 0
result = []
for k in range(n):
 curr = a[k]
 for i in range(k + 1):
 for j in range(k + 1):
 p += a[i] % a[j]
 result.append(p)

for num in result:
 print(num, end=" ")
```
```

Execution Feedback

Your code failed the following tests:

```
- input `4`  
6 2 7 3  
` failed:  
Expected output `0 2 12 22`  
` but got `0 2 14 36` `
```

```
- input `3`  
3 2 1  
` failed:  
Expected output `0 3 5`  
` but got `0 3 8` `
```

Give it another try.

Your code should be enclosed in triple backticks like so: ````python YOUR CODE HERE ````. Use the backticks for your code only.

Model Response

```
```python  
n = int(input())
a = list(map(int, input().split()))

result = []
total = 0
for k in range(n):
 curr_total = 0
 curr_a = a[:k+1]
 for i in range(k+1):
 for j in range(k+1):
 if i != j:
 curr_total += a[i] * a[j]
 result.append(curr_total)

for num in result:
 print(num, end=" ")
...`
```

## Result

Passes public and private tests.