

ROBUST BARYCENTER ESTIMATION USING SEMI-UNBALANCED NEURAL OPTIMAL TRANSPORT

Milena Gazdieva*

Skolkovo Institute of Science and Technology
Moscow, Russia
milena.gazdieva@skoltech.ru

Jaemoo Choi*

Georgia Institute of Technology
Atlanta, GA, USA
jchoi843@gatech.edu

Alexander Kolesov

Skolkovo Institute of Science and Technology
Moscow, Russia
a.kolesov@skoltech.ru

Jaewoong Choi

Korea Institute for Advanced Study
Seoul, Korea
chjw1475@kias.re.kr

Petr Mokrov

Skolkovo Institute of Science and Technology
Moscow, Russia
p.mokrov@skoltech.ru

Alexander Korotin

Skolkovo Institute of Science and Technology
Artificial Intelligence Research Institute
Moscow, Russia
a.korotin@skoltech.ru

ABSTRACT

A common challenge in aggregating data from multiple sources can be formalized as an *Optimal Transport* (OT) barycenter problem, which seeks to compute the average of probability distributions with respect to OT discrepancies. However, the presence of outliers and noise in the data measures can significantly hinder the performance of traditional statistical methods for estimating OT barycenters. To address this issue, we propose a novel, scalable approach for estimating the *robust* continuous barycenter, leveraging the dual formulation of the (*semi-unbalanced* OT problem). To the best of our knowledge, this paper is the first attempt to develop an algorithm for robust barycenters under the continuous distribution setup. Our method is framed as a min-max optimization problem and is adaptable to *general* cost function. We rigorously establish the theoretical underpinnings of the proposed method and demonstrate its robustness to outliers and class imbalance through a number of illustrative experiments.

1 INTRODUCTION

The world is full of data, and accurate analysis of this data allows for solving a number of problems in the world related to science, medicine, engineering, etc. A common challenge in data analysis arises from two factors: (i) a huge quantity of data, and (ii) the data originating from multiple sources, such as different scientific experiments, hospitals, or engineering trials. One promising way to address these difficulties is to perform *data aggregation*. This means reducing the particular source-specific characteristics and leaving only source-agnostic information for solving a practical case on hand.

Recently, a fruitful branch of research (Li et al., 2020; Fan et al., 2021; Korotin et al., 2022; Kolesov et al., 2024a;b) has emerged that focuses on addressing the challenge of data aggregation through the framework of the Optimal Transport (OT) barycenter problem. Given a number of reference distributions representing data from different sources, the problem is to discover a geometrically meaningful average of these distributions by minimizing the average OT costs from the reference distributions to the desired one.

*Equal contribution

Originally introduced for a rather specific setup (quadratic Euclidean OT cost functions) (Agueh & Carlier, 2011), the subfield of OT barycenter has evolved tremendously over the last decade. At present, it is the subject of deep learning and can be adapted to high-dimensional data setups, e.g., images. However, current barycenter research tends to ignore a typical and important property of data appearing in real-world applications: the presence of undesirable noise and outliers (Le et al., 2021). This motivates the development of a *robust* OT barycenter framework which (i) inherits all the advances of current barycenter researches, e.g., permits deep learning and could be adapted to high dims; (ii) wisely deals with aforementioned inconveniences of real-world data. To satisfy both aims, we propose to opt for recent continuous *unbalanced* OT techniques (Gazdieva et al., 2023b; Choi et al., 2024b;a) which are naturally aligned with data imperfection. Our **contributions** are as follows:

1. We propose a novel semi-unbalanced OT (SUOT) barycenter framework that is robust to outliers and class imbalance in the reference distributions (§4).
2. We develop a solid theoretical foundation of our proposed approach (§4.1).
3. We conduct a number of experiments on toy and image data setups to demonstrate the performance of our method and showcase its robustness to outliers and imbalance of classes. (§5)

To the best of our knowledge, our work is the first attempt to construct *robust* OT barycenters under *continuous* computational setup (§2.3). Existing works with similar problematic consider **exclusively discrete** setting (Le et al., 2021; Wang et al., 2024).

Notations. Throughout the paper, we denote $\overline{K} = \{1, \dots, K\}$ for $K \in \mathbb{N}$ and use $s_{[1:K]}$ to denote the tuple of objects (s_1, \dots, s_K) . We define $\mathcal{X} \subset \mathbb{R}^{D'}$, $\mathcal{X}_k \subset \mathbb{R}^{D_k}$ and $\mathcal{Y} \subset \mathbb{R}^D$ as the compact subsets of Euclidian spaces. We use $\mathcal{C}(\mathcal{Y})$ to denote the set of continuous functions on \mathcal{Y} . The sets of absolutely continuous Borel probability (or non-negative) measures on \mathcal{X} are denoted as $\mathcal{P}(\mathcal{X})$ (or $\mathcal{M}_+(\mathcal{X})$). The joint probability distributions on $\mathcal{X} \times \mathcal{Y}$ with the marginals \mathbb{P} and \mathbb{Q} are denoted as $\Pi(\mathbb{P}, \mathbb{Q})$ and usually called the *transport plans*. All joint positive measures on $\mathcal{X} \times \mathcal{Y}$ are referred to as $\mathcal{M}_+(\mathcal{X} \times \mathcal{Y})$. For a given measure $\gamma(x, y) \in \mathcal{P}(\mathcal{X} \times \mathcal{Y})$ (or $\mathcal{M}_+(\mathcal{X} \times \mathcal{Y})$), we use $\gamma_x(x)$, $\gamma_y(y)$ to denote its marginals. All probability measures $\gamma(x, y) \in \mathcal{P}(\mathcal{X} \times \mathcal{Y})$ s.t. $\gamma_y = \mathbb{Q}$ for a given probability measure \mathbb{Q} are denoted as $\Pi(\mathbb{Q})$. We use $\gamma(y|x)$ to denote the conditional probability measure. For a measurable map T , $T_{\#}$ denotes the corresponding push-forward operator. The Fenchel conjugate of a function $\psi(u)$ is denoted as $\overline{\psi}(t) \stackrel{\text{def}}{=} \sup_{u \in \mathbb{R}} \{ut - \psi(u)\}$.

2 BACKGROUND

In this section, we give an overview of the theoretical concepts related to our paper. In §2.1, we state the SUOT problems and its semi-dual formulation. In §2.2, we formulate the OT/UOT barycenter problem. Then, in §2.3, we describe our computational setup. For details on OT, we refer to (Santambrogio, 2015; Villani et al., 2009; Peyré et al., 2019), unbalanced OT - (Chizat, 2017; Liero et al., 2018; Séjourné et al., 2022), OT barycenters - (Agueh & Carlier, 2011; Chizat, 2023).

To begin with, we introduce the concept of ψ -divergences needed for our further derivations.

ψ -divergences for positive measures. Let $\mu_1, \mu_2 \in \mathcal{M}_+(\mathcal{X}')$ be two *positive* measures. Then, for a function $\psi : \mathbb{R}_+ \rightarrow \mathbb{R}_+ \cup \{\infty\}$, the ψ -divergence between μ_1, μ_2 is given by:

$$D_{\psi}(\mu_1 \parallel \mu_2) \stackrel{\text{def}}{=} \int_{\mathcal{X}} \psi\left(\frac{\mu_1(x)}{\mu_2(x)}\right) d\mu_2(x).$$

Here the generator function $\psi(t)$ is assumed to be convex, non-negative, lower semi-continuous and attain zero uniquely when $t = 1$. Note that $\overline{\psi}(t)$ is non-decreasing since function $\psi(t)$ is non-negative (Choi et al., 2024a). Under these assumptions, D_{ψ} is a valid measure of dissimilarity between two positive measures. Well known examples of such ψ -divergences include Kullback-Leibler divergence D_{KL} (Chizat, 2017; Séjourné et al., 2022) and χ^2 -divergence D_{χ^2} . For the extended discussion on admissible divergences, we refer to (Gazdieva et al., 2023a, Appendix C).

2.1 OPTIMAL TRANSPORT

Classic OT problem. Consider two probability measures $\mathbb{P} \in \mathcal{P}(\mathcal{X})$, $\mathbb{Q} \in \mathcal{P}(\mathcal{Y})$ and the cost function $c(x, y) \in \mathcal{C}(\mathcal{X} \times \mathcal{Y})$. Then the OT problem (Kantorovich, 1942) between \mathbb{P} and \mathbb{Q} is given by

$$\text{OT}_c(\mathbb{P}, \mathbb{Q}) \stackrel{\text{def}}{=} \inf_{\pi \in \Pi(\mathbb{P}, \mathbb{Q})} \int_{\mathcal{X} \times \mathcal{Y}} c(x, y) \pi(x, y) dx dy. \quad (1)$$

Under the mild assumptions on the distributions \mathbb{P} , \mathbb{Q} and cost function c , the minimizer π^* of (1) always exists but is not guaranteed to be unique, see (Villani et al., 2009). In the special case of the quadratic cost $c(x, y) = \frac{\|x-y\|^2}{2}$, problem (1) reduces to the well-known (squared) Wasserstein-2 distance ($\mathbb{W}_2^2(\mathbb{P}, \mathbb{Q})$). Problem (1) admits a *semi-dual reformulation*:

$$\text{OT}_c(\mathbb{P}, \mathbb{Q}) = \sup_{f \in \mathcal{C}(\mathcal{Y})} \left[\int_{\mathcal{X}} f^c(x) d\mathbb{P}(x) + \int_{\mathcal{Y}} f(y) d\mathbb{Q}(y) \right] \quad (2)$$

where $f^c(x) \stackrel{\text{def}}{=} \inf_{\mu \in \mathcal{P}(\mathcal{Y})} \int_{\mathcal{Y}} (c(x, y) - f(y)) d\mu(y)$ is the *c-transform*. Note that the standard *c-transform* in the OT duality is usually defined as $f^c(x) = \inf_{y \in \mathcal{Y}} \{c(x, y) - f(y)\}$. Here, for the future needs, we substitute the classic *c-transform* by the *weak c-transform* (Backhoff-Veraguas et al., 2019, Theorem 1.3), (Gozlan et al., 2017). This transition is valid since we work the infimum in weak transform is anyway attained at any $\mu \in \mathcal{P}(\mathcal{Y})$ supported on the $\arg \inf_{y \in \mathcal{Y}} \{c(x, y) - f(y)\}$ set.

Unbalanced & semi-unbalanced OT problems. The standard formulation of the OT problem entails various issues (Balaji et al., 2020; S ejourn e et al., 2022), such as sensitivity to outliers, inability to deal with class imbalance in the source and target measures and inapplicability to positive measures. Still, we consider the mass transportation between *probability measures* and focus on the first two issues. Fortunately, they can be overcome by relaxing the hard marginal constraints of the OT problem which yields the Unbalanced OT (Chizat, 2017; Liero et al., 2018, UOT) problem. Formally, the UOT problem between the probability measures $\mathbb{P} \in \mathcal{P}(\mathcal{X})$, $\mathbb{Q} \in \mathcal{P}(\mathcal{Y})$ is

$$\text{UOT}_{c, \psi, \phi}(\mathbb{P}, \mathbb{Q}) = \inf_{\gamma \in \mathcal{M}_+(\mathcal{X} \times \mathcal{Y})} \int_{\mathcal{X} \times \mathcal{Y}} c(x, y) \gamma(x, y) dx dy + \text{D}_\psi(\gamma_x \| \mathbb{P}) + \text{D}_\phi(\gamma_y \| \mathbb{Q}) \quad (3)$$

where $c(x, y) \in \mathcal{C}(\mathcal{X} \times \mathcal{Y})$ is a continuous cost function and $\text{D}_\psi, \text{D}_\phi$ are ψ -divergences over \mathcal{X} and \mathcal{Y} respectively. Note that the classic OT problem (1) is a particular instance of the UOT problem (3) when the ψ -divergences $\text{D}_\psi, \text{D}_\phi$ satisfy $\text{D}_{\psi'}(\mathbb{P}', \mathbb{Q}') = 0$ if $\mathbb{P}' = \mathbb{Q}'$, and $+\infty$ otherwise. Equivalently, it means that the generator functions ψ, ϕ are the convex indicators of $\{1\}$ and their conjugates are defined as $\bar{\psi}(t) = \bar{\phi}(t) = t$. We can tune the degree of penalizing the marginal distributions mismatch by introducing the *unbalancedness* parameter $\tau > 0$ and considering $\text{D}_{\psi'} = \tau \text{D}_\psi, \text{D}_{\phi'} = \tau \text{D}_\phi$. Informally, when $\tau \rightarrow +\infty$, the corresponding UOT problem tends to classic OT (1).

In this paper, we focus on the *semi-unbalanced OT* (SUOT) problem, i.e., the case when only the first marginal constraint in the OT problem (1) is softened:

$$\text{SUOT}_{c, \psi}(\mathbb{P}, \mathbb{Q}) = \inf_{\gamma \in \Pi(\mathbb{Q})} \int_{\mathcal{X} \times \mathcal{Y}} c(x, y) \gamma(x, y) dx dy + \text{D}_\psi(\gamma_x \| \mathbb{P}). \quad (4)$$

Note that the minimizer γ^* of (4) always exists thanks to the compactness of the space $\mathcal{X} \times \mathcal{Y}$ (yielding the compactness of $\Pi(\mathbb{Q})$), continuity of the cost function $c(x, y)$ and lower semi-continuity of the function ψ (yielding the lower-semi-continuity of the optimized functional w.r.t. γ).

The semi-dual SUOT problem is given by

$$\text{SUOT}_{c, \psi}(\mathbb{P}, \mathbb{Q}) = \sup_{f \in \mathcal{C}(\mathcal{Y})} \left\{ - \int_{\mathcal{X}} \bar{\psi}(-f^c(x)) d\mathbb{P}(x) + \int_{\mathcal{Y}} f(y) d\mathbb{Q}(y) \right\}. \quad (5)$$

Note that when $\bar{\psi}(t) = t$, we get dual problem (2) for balanced OT problem (1).

2.2 (SEMI-)UNBALANCED OPTIMAL TRANSPORT BARYCENTER

Consider probability measures $\mathbb{P}_k \in \mathcal{P}(\mathcal{X}_k)$ and continuous cost functions $c_k(x, y) : \mathcal{X}_k \times \mathcal{Y} \mapsto \mathbb{R}$, $k \in \bar{K}$. Given weights $\lambda_k \geq 0$ s.t. $\sum_{k=1}^K \lambda_k = 1$, the *classic OT barycenter* problem consists in finding a minimizer of the sum of OT problems with fixed first marginals $\mathbb{P}_{[1:K]}$:

$$\inf_{\mathbb{Q} \in \mathcal{P}(\mathcal{Y})} \sum_{k=1}^K \lambda_k \text{OT}_{c_k}(\mathbb{P}_k, \mathbb{Q}). \quad (6)$$

To ensure the robustness of the barycenter estimation it is natural to consider the relaxation of the marginals $\mathbb{P}_{[1:K]}$, i.e., substitute the OT problems in (6) with the SUOT problems. Let $\psi_{[1:K]}$ be the set of ψ -divergences. Then the SUOT barycenter problem is

$$\mathcal{L}^* \stackrel{\text{def}}{=} \inf_{\mathbb{Q} \in \mathcal{P}(\mathcal{Y})} \mathcal{B}_u(\mathbb{Q}) \stackrel{\text{def}}{=} \inf_{\mathbb{Q} \in \mathcal{P}(\mathcal{Y})} \sum_{k=1}^K \lambda_k \text{SUOT}_{c_k, \psi_k}(\mathbb{P}_k, \mathbb{Q}). \quad (7)$$

Clearly, the SUOT barycenter problem (7) subsumes the conventional OT one (6). We also note that in principle one may substitute OT with UOT problem (3) unbalanced from the both sides. However, this is not practically meaningful. Indeed, the ultimate goal is to get rid of the potential outliers and noises in the input data, not in the barycenter. So there is no need for unbalancedness in the barycenter.

Thanks to (Liero et al., 2018, Corollary 2.9), the functionals $\mathbb{Q} \mapsto \text{SUOT}_{c_k, \psi_k}(\mathbb{P}_k, \mathbb{Q})$ ($k \in \overline{K}$) are convex and lower semi-continuous. Thus, the functional $\mathbb{Q} \mapsto \mathcal{B}_u(\mathbb{Q})$ is convex and lower semi-continuous itself. We note that $\mathcal{P}(\mathcal{Y})$ is weakly compact. Thus, thanks to the Weierstrass theorem (Santambrogio, 2015, Box 1.1), $\mathcal{B}_u(\mathbb{Q})$ admits at least one minimizer meaning that the barycenter \mathbb{Q}^* exists. Still, we can not claim that it is unique since the functional $\mathbb{Q} \mapsto \mathcal{B}_u(\mathbb{Q})$ is not proved to be strictly convex.

2.3 COMPUTATIONAL SETUP

In a real-world scenario, the distributions \mathbb{P}_k are not available explicitly and can be assessed only via empirical samples. Assume that we are given N_k empirical samples $x_{[1:N_k]}^k \sim \mathbb{P}_k$, $k \in \overline{K}$. Our goal is to find approximations $\hat{\gamma}_k$ of the SUOT plans γ_k^* between the measures \mathbb{P}_k and unknown SUOT barycenter \mathbb{Q}^* for the given cost functions and ψ -divergences c_k, ψ_k , $k \in \overline{K}$. After that, we can use the learned plans to perform the conditional sampling, i.e., derive new points $y \sim \hat{\gamma}_k(\cdot | x_k)$ from the (approximate) barycenter taking samples $x_k \sim (\hat{\gamma}_k)_x$ as inputs. Actually, sampling from the left marginals of the learned plans is not an easy task since the marginal can not be easily assessed using the learned plans or potentials. Fortunately, we can deal with this issue using the *rejection sampling* procedure (Forsythe, 1972), see our §4.2 for the additional details.

It is important to note that the learned plans should admit the *new* input samples, i.e., not necessarily present in the training datasets. This setup is typically called *continuous* (Li et al., 2020; Kolesov et al., 2024a; Korotin et al., 2022) and significantly differs from the discrete one (Peyré et al., 2019; Cuturi & Doucet, 2014). The latter is aimed at solving the barycenter problem between the *empirical* measures which makes the application to new data samples challenging.

3 RELATED WORKS

The first subsection below is devoted to continuous OT solvers with a specific focus on unbalanced setup. In turn, the second subsection covers the most relevant OT barycenter solvers.

Neural OT/UOT solvers. Neural network-based continuous OT is a popular and fruitful area of recent generative modelling research. Some keynote solvers include: (Makkuva et al., 2020; Korotin et al., 2021a; Amos, 2023) (ICNN-based, quadratic cost); (Seguy et al., 2018; Daniels et al., 2021; Mokrov et al., 2024) (Entropic OT); (Vargas et al., 2021; De Bortoli et al., 2021; Gushchin et al., 2023; Tong et al., 2023; Shi et al., 2024; Gushchin et al., 2024) (Schrödinger bridge); (Liu et al., 2023; Tong et al., 2024; Kornilov et al., 2024; Klein et al., 2024) (Flow matching). Of special importance for our developed method are max-min (adversarial) OT solvers based on (semi-) dual OT formulation (Rout et al., 2022; Korotin et al., 2023b;a; Fan et al., 2023). Recently, the adversarial methodology has been extended to unbalanced setup (Choi et al., 2024a; Gazdieva et al., 2023b; Choi et al., 2024b), opening up a new intriguing research direction in the field of robust continuous OT.

OT Barycenter Methods. Below, we start with a brief overview of continuous OT barycenter solvers and then proceed to the current state of robust (unbalanced) barycenter research. The continuous OT barycenter methods could be categorized as follows: (Fan et al., 2021; Korotin et al., 2021b)

stick to ICNN (Amos et al., 2017) parameterization and work only with quadratic Euclidean costs (ℓ_2^2); (Korotin et al., 2022) also deals with ℓ_2^2 but utilizes fixed point algorithm (Álvarez-Esteban et al., 2016); (Noble et al., 2023) builds upon Schrödinger bridge; (Li et al., 2020; Chi et al., 2023) take the advantage of congruence condition; (Kolesov et al., 2024a;b) empower the congruence condition with Neural OT (Korotin et al., 2023b) and Energy-guided Neural OT (Mokrov et al., 2024) correspondingly. The latter works are the current SOTA in the continuous OT barycenter domain.

The area of robust barycenter computation is much less explored and, to the best of our knowledge, limited exclusively by **discrete** (§2.3) solvers (Chizat et al., 2018; Le et al., 2021; Wang et al., 2024; Manupriya et al., 2024; Yang & Ding, 2024) based on different principles (MMD regularization/Sinkhorn algorithm etc.). In contrast, we take a significant step forward and propose the first *continuous* robust barycenter approach with proper theoretical support and practical validation (§4).

4 PROPOSED METHOD

In §4.1, we derive and investigate our novel optimization objective for learning SUOT barycenters. In §4.2, we propose the algorithm to solve this problem. The *proofs* for all theoretical results are given in Appendix A.

4.1 DERIVING THE OPTIMIZATION OBJECTIVE

To develop a procedure for estimating the barycenter, one may simply substitute the dual form of SUOT problem (5) in the barycenter problem (7) and get a min-max problem. Actually, without additional modifications, it will lead to the min-max-min problem since the c -transforms $f_k^{c_k}$ also need to be optimized. In our Theorem 1 below, we present the way for solving the optimization problem (7) in max-min manner and without the optimization over distributions $\mathbb{Q} \in \mathcal{P}(\mathcal{Y})$.

Theorem 1 (Semi-dual form of SUOT barycenter problem). *The dual form of SUOT barycenter problem (7) is given by*

$$\mathcal{L}^* = \sup_{\substack{m \in \mathbb{R}, f_{[1:K]} \in \mathcal{C}^K(\mathcal{Y}) \\ \sum_{k=1}^K \lambda_k f_k \equiv m}} \sum_{k=1}^K \lambda_k \left[\int_{\mathcal{X}_k} -\bar{\psi}_k(-f_k^{c_k}(x_k)) d\mathbb{P}_k(x_k) + m \right]. \quad (8)$$

This Theorem shows that if potentials $f_{[1:K]}$ satisfy the m -congruence condition $\sum_{k=1}^K \lambda_k f_k \equiv m$ (for some $m \in \mathbb{R}$) then the optimal value of the SUOT barycenter problem (4) can be derived by solving (8). Substituting the definition of the c -transform in (8), we get our final optimization objective.

Corollary 1 (Maximin reformulation for the semi-dual problem (8)). *It holds:*

$$\mathcal{L}^* = \sup_{\substack{m \in \mathbb{R}, \\ f_{[1:K]} \in \mathcal{C}^K(\mathcal{Y}) \\ \sum_{k=1}^K \lambda_k f_k \equiv m}} \inf_{\gamma(\cdot|x_k) \in \mathcal{P}(\mathcal{Y})} \sum_{k=1}^K \lambda_k \left[\underbrace{\int_{\mathcal{X}_k} -\bar{\psi}_k \left(-\int_{\mathcal{Y}} (c_k(x_k, y) - f_k(y)) d\gamma_k(y|x_k) \right) d\mathbb{P}_k(x_k) + m}_{\tilde{\mathcal{L}}(f_{[1:K]}, \{\gamma_k(\cdot|x_k)\}_{[1:K]}, m) \stackrel{\text{def}}{=} } \right]. \quad (9)$$

where the sup is taken over potentials $f_{[1:K]} \in \mathcal{C}^K(\mathcal{Y})$ and inf – over conditional plans $\gamma_k(\cdot|x_k)$.

Interestingly, in the special case when at least one of the SUOT c_k, ψ_k terms in the right-hand-side of (7) reduces into OT c_k , the m -congruence condition in (9) turns into congruence condition $\sum_{k=1}^K \lambda_k f_k \equiv 0$ which typically appears in balanced settings (Kolesov et al., 2024a;b).

Corollary 2 (Congruence Condition of the Special SUOT barycenter problem). *Suppose that $\bar{\psi}_1(t) = t$, i.e., SUOT $c_1, \psi_1 = OT_{c_1}$ in (7). Then, dual form (9) turns into the following dual formulation:*

$$\mathcal{L}^* = \sup_{\substack{f_{[1:K]} \in \mathcal{C}^K(\mathcal{Y}) \\ \sum_{k=1}^K \lambda_k f_k \equiv 0}} \inf_{\gamma(\cdot|x_k) \in \mathcal{P}(\mathcal{Y})} \sum_{k=1}^K \lambda_k \left[\int_{\mathcal{X}_k} -\bar{\psi}_k \left(-\int_{\mathcal{Y}} (c_k(x_k, y) - f_k(y)) d\gamma_k(y|x_k) \right) d\mathbb{P}_k(x_k) \right]. \quad (10)$$

The following Theorem demonstrates the two important properties of the true plans γ^* solving the SUOT barycenter problem (7). First, the left marginals of these plans $(\gamma_k^*)_x$ can be characterized via the optimal potentials f_k^* which allows us to find a procedure for sampling from the marginal density during the inference, see §4.2. Second, the Theorem guarantees that the family of optimal plans is indeed one of the solutions to (9).

Theorem 2 (SUOT barycenter conditional plans are contained in optimal saddle points). *Assume that there exist m and $\{f_k^*(y) \in \mathcal{C}(\mathcal{Y})\}_{k=1}^K$ which deliver maximum to the problem (9). Assume that $c_k(x, y)$ are continuous cost functions and $\bar{\psi}_k$ are continuously differentiable functions. Let $\{\gamma_k^*\}_{k=1}^K$ be a family of optimal SUOT plans between \mathbb{P}_k and some barycenter \mathbb{Q}^* . Then for every plan γ_k^* (a) the marginal of the plan can be represented as:*

$$(\gamma_k^*)_x(x) = \nabla \bar{\psi}_k(-f_k^*)^c(x) \mathbb{P}_k(x); \quad (11)$$

(b) the corresponding conditional plan $\gamma_k^*(\cdot|x_k)$ satisfies

$$\gamma_k^*(\cdot|x_k) \in \arg \inf_{\gamma_k(\cdot|x_k)} \tilde{\mathcal{L}}(f_{[1:K]}^*, \{\gamma_k(\cdot|x_k)\}_{[1:K]}, m). \quad (12)$$

Our Theorem (2) shows that for some optimal saddle points $\{(f_k^*, \gamma_k^*)\}_{k=1}^K$ of (9) it holds that $\{\gamma_k^*\}_{k=1}^K$ is the family of true SUOT plans between $\mathbb{P}_{[1:K]}$ and \mathbb{Q} . Meanwhile, for any family of optimal $f_{[1:K]}^*$, the $\arg \inf_{\gamma_k(\cdot|x_k)}$ sets might contain not only optimal SUOT plans $\{\gamma_k^*\}_{k=1}^K$ but other functions as well which is a known *fake solutions* issue of neural OT solvers (Korotin et al., 2023a).

4.2 PARAMETRIZATION AND PRACTICAL OPTIMIZATION PROCEDURE

Parametrization. To implement the optimization over distributions $\gamma(\cdot|x_k) \in \mathcal{P}(\mathcal{Y})$ ($k \in \bar{K}$) in (9), we consider parametrizing them with stochastic or deterministic functions, using the strategy defined in (Kolesov et al., 2024a, §4.1) and (Korotin et al., 2023a, §4.1).

To realize the optimization over conditional plans $\gamma_k(\cdot|x_k)$ in (9), we define an auxiliary space $\mathcal{S} \in \mathbb{R}_s^D$, atomless distribution $\mathbb{S} \in \mathcal{P}(\mathcal{S})$ and measurable maps $T_k : \mathcal{X}_k \times \mathcal{S} \rightarrow \mathcal{Y}$. For every plan γ_k , we consider the representation using the map T_k s.t. $\gamma_k(\cdot|x) = T_k(x, \cdot)_{\#}\mathbb{S}$. Using the stochastic parametrization of the conditional plans, we can reformulate the optimization objective (9) as:

$$\mathcal{L}^* = \sup_{\substack{m \in \mathbb{R}, \\ f_{[1:K]} \in \mathcal{C}^K(\mathcal{Y}) \\ \sum_{k=1}^K \lambda_k f_k = m}} \inf_{T_{[1:K]}} \sum_{k=1}^K \lambda_k \underbrace{\left[\int_{\mathcal{X}_k} \int_{\mathcal{S}} \left(f(T_k(x_k, s)) - c(x_k, T_k(x_k, s)) \right) d\mathbb{S}(s) \right] d\mathbb{P}_k(x_k) + m}_{\mathcal{L}(f_{[1:K]}, T_{[1:K]}, m) \stackrel{\text{def}}{=} \cdot}. \quad (13)$$

We denote the expression under sup inf in (13) as $\mathcal{L}(f_{[1:K]}, T_{[1:K]}, m)$. In some of the setups, the stochasticity of the conditional plans $\gamma(\cdot|x)$ is not needed. Then we can consider a measurable map $T_k : \mathcal{X}_k \rightarrow \mathcal{Y}$ which specifies the *deterministic* conditional plans as $\gamma_k(\cdot|x) = \delta_{T_k(x)}(\cdot)$.

For solving (13), we parametrize the maps T_k and potentials f_k ($k \in \bar{K}$) as neural networks $T_{k,\omega} : \mathbb{R}^{D_k} \times \mathbb{R}^{D_s} \mapsto \mathbb{R}^D$ and $f_{k,\theta} : \mathbb{R}^{D_k} \mapsto \mathbb{R}$ with weights $\omega \stackrel{\text{def}}{=} \omega_{[1:K]} \in \Omega$, $\theta \stackrel{\text{def}}{=} \theta_{[1:K]} \in \Theta$. Here $\Omega = \Omega_1 \times \Omega_2 \times \dots \times \Omega_K$ and $\Theta = \Theta_1 \times \Theta_2 \times \dots \times \Theta_K$ are the parameter spaces for the maps and potentials respectively. Note that \mathbb{R}^{D_s} denotes the stochastic dimension which should be omitted in the case of deterministic maps. In order to ensure the m -congruence condition for the potentials, we parametrize them as $f_{k,\theta} = g_{k,\theta} - \sum_{n \neq k} \frac{\lambda_n}{\lambda_k(K-1)} g_{n,\theta} + \frac{m}{\lambda_k}$ where $g_{k,\theta}$ denote the auxiliary neural nets. Here we take inspiration from similar strategies in (Li et al., 2020; Kolesov et al., 2024b;a).

Training. Recall that we work in a continuous setup of barycenter problem, i.e., the distributions $\mathbb{P}_{[1:K]}$ are accessible only through the empirical samples of data. Thus, we opt to estimate the objective (13) from samples using the Monte-Carlo method. Specifically, the objective is optimized using stochastic gradient descent-ascent algorithm over random batches of samples from the distributions \mathbb{P}_k and auxiliary distribution \mathbb{S}^1 . For simplicity, we replace the minimization of the objective $\mathcal{L}(f_{\theta,[1:K]}, T_{\omega,[1:K]})$ w.r.t. $T_{\omega,[1:K]}$ with the direct minimization of the c -transform

¹Sampling from the stochastic distribution is omitted when we deal with the deterministic maps $T_{\omega,[1:K]}$.

Algorithm 1: SUOT Barycenter with Semi-Unbalanced Neural Optimal Transport

Input: Distributions $\mathbb{P}_{1:K}, \mathbb{S}$ accessible by samples; transport costs $c_k : \mathcal{X}_k \times \mathcal{Y} \mapsto \mathbb{R}$; mappers $T_{k,\omega}$ and m -congruent potentials $f_{k,\theta}$, $k \in \overline{K}$; number N_T of inner iterations; batch sizes.

Output: Trained (stochastic) maps $T_{[1:K],\omega^*}$ approximating conditional SUOT plans between \mathbb{P}_k and barycenter \mathbb{Q}^* .

repeat

Sample batches $X_k \sim \mathbb{P}_k$, $k \in \overline{K}$; For each $x_k \in X_k$ sample auxiliary batch $S[x_k] \sim \mathbb{S}$;

$$\widehat{\mathcal{L}}_f \leftarrow - \sum_{k \in \overline{K}} \lambda_k \left[\frac{1}{|X_k|} \sum_{x_k \in X_k} \overline{\psi} \left(\sum_{s_k \in S[x_k]} \frac{f(T_k(x_k, s)) - c(x_k, T_k(x_k, s))}{|S[x_k]|} \right) + m \right];$$

Update θ by using $\frac{\partial \widehat{\mathcal{L}}_f}{\partial \theta}$ to maximize $\widehat{\mathcal{L}}_f$;

for $n_T = 1, 2, \dots, N_T$ **do**

Sample batches $X_k \sim \mathbb{P}_k$; For each $x_k \in X_k$:

 sample auxiliary batch $S[x_k] \sim \mathbb{S}$;

$$\widehat{\mathcal{L}}_{T_k} \leftarrow \frac{1}{|X_k|} \sum_{x_k \in X_k} \sum_{s_k \in S[x_k]} \frac{f(T_k(x_k, s)) - c(x_k, T_k(x_k, s))}{|S[x_k]|}$$

 Update ω by using $\frac{\partial \widehat{\mathcal{L}}_{T_k}}{\partial \omega}$ to minimize $\widehat{\mathcal{L}}_{T_k}$;

until not converged;

$\int_{\mathcal{X}_k} \int_{\mathbb{S}} (c(x_k, T_k(x_k, s)) - f(T_k(x_k, s))) d\mathbb{S}(s) d\mathbb{P}_k(x_k)$ which has the same set of minimizers. We detail our optimization procedure in Algorithm 1.

Inference. Our approach for SUOT barycenter estimation relaxes the marginal constraints related to the input distributions \mathbb{P}_k . It means that during the inference, the input points x_k should be sampled not from the distributions \mathbb{P}_k but from the left marginals of the learned plans $(\gamma_k)_x$. However, sampling from these marginals is not available explicitly and requires the usage of the established techniques for sampling from the *reweighted* distributions, e.g., the *rejection sampling* technique. We apply this technique in the following manner.

Thanks to our Theorem 2 (a), we are able to approximate the fraction of the densities of measures $(\gamma_k^*)_x$ and \mathbb{P}_k : $\frac{(d\gamma_k^*)_x}{d\mathbb{P}_k}(x) \approx \nabla \overline{\psi}(-(\widehat{f}_k)^c(x))$ where \widehat{f}_k denotes the potential learned during training. Thus, we can (1) generate new samples $X_k \sim \mathbb{P}_k$ and samples of the same shape from the uniform distribution $u_k \sim U$; (2) calculate the constant $c \stackrel{\text{def}}{=} \max(\nabla \overline{\psi}(-(\widehat{f}_k)^c(x)))$; (3) accept the samples X'_k which satisfy the inequality $u_k \leq \nabla \overline{\psi}(-(\widehat{f}_k)^c(X'_k))$ and reject the others.

5 EXPERIMENTS

In this section, we evaluate our model through various experiments. In §5.1, we compare the numerical accuracy of our method against baseline methods. In §5.2, we investigate two key properties of our **U-NOTB** method: robustness to class imbalance and robustness to outliers. Specifically, we show that these properties can be controlled by adjusting the unbalanced parameter τ . In §5.3, we evaluate our model for the general costs, leveraging shape and color-invariant cost on the image dataset, other than the quadratic cost. We provide the *details about settings and baselines* in Appendix B.

5.1 BARYCENTER EVALUATION ON SYNTHETIC DATASETS

Baselines. We aim to evaluate whether our model accurately estimates the optimal barycenter \mathbb{Q} and the corresponding transport maps $T_{[1:K]}$. Because our work is the first attempt to address the continuous SUOT barycenters, there are no existing baselines for direct comparison. Therefore, we carefully designed *two baseline models for comparison with our approach*. These baseline models are motivated by the equivalence between the OT barycenter of two distributions and the interpolation between them (Villani et al., 2009). Each baseline model is derived from two approaches for learning the unbalanced transport map T_{uot} between \mathbb{P}_1 and \mathbb{P}_2 : (i) the semi-dual UOT model (UOTM) (Choi et al., 2024a) and (ii) the OT Map model (OTM) (Rout et al., 2022) combined with the mini-batch

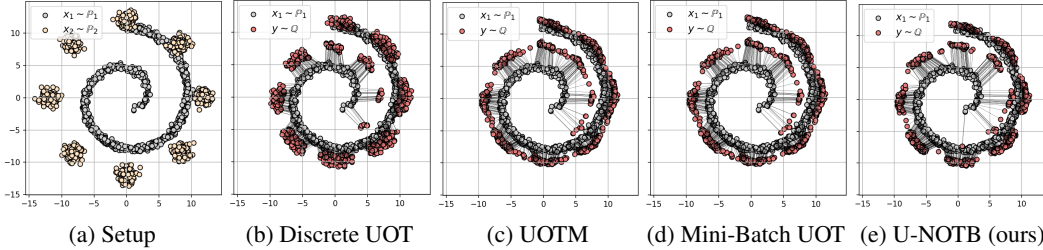


Figure 1: Conditional plan $\gamma_1(y|x_1)$, $x_1 \sim \mathbb{P}_0$ and UOT barycenter distribution $\mathbb{Q} \approx \gamma_{1\#}\mathbb{P}_1$ obtained by Discrete UOT, UOTM, Mini-batch UOT, and our method in *Spiral* \rightarrow *Gaussian Mixture*.

| Data | Metric | UOTM | Mini-Batch UOT | U-NOTB (ours) |
|---|-----------------|-------------|----------------|---------------|
| <i>Spiral</i> \rightarrow <i>Gaussian Mixture</i> | \mathcal{L}_2 | 0.65 | 0.31 | 0.25 |
| | \mathbb{W}_2 | 0.29 | 0.15 | 0.12 |
| <i>Moon</i> \rightarrow <i>Spiral</i> | \mathcal{L}_2 | 0.89 | 0.64 | 0.52 |
| | \mathbb{W}_2 | 0.59 | 0.93 | 0.81 |

Table 1: Comparison on Benchmarks on Toy datasets.

UOT sampling (Eyring et al., 2024). Because the UOT problem is equivalent to the OT problem between the rescaled distributions, we conduct the displacement interpolation using this T_{uot} to approximate the barycenter. Specifically, we consider the following SUOT barycenter problem:

$$\inf_{\mathbb{Q} \in \mathcal{P}(\mathcal{Y})} \{ \lambda_1 \text{OT}_{c_1}(\mathbb{P}_1, \mathbb{Q}) + \lambda_2 \text{UOT}_{c_2}(\mathbb{P}_2, \mathbb{Q}) \}, \quad (14)$$

where c_1, c_2 are standard quadratic cost function $c_i(x, y) = \frac{\|x-y\|^2}{2}$ and $\lambda_1 = \lambda_2 = 0.5$. Let $T_1 \stackrel{\text{def}}{=} \lambda_1 Id + \lambda_2 T$. Then, $T_{1\#}\mathbb{P}_1$ and T_1 correspond to the barycenter distribution \mathbb{Q} , and the transport map from \mathbb{P}_1 to \mathbb{Q} , respectively. Note that we should set the OT_{c_1} distance for the first distribution \mathbb{P}_1 to ensure that the estimated barycenter $\mathbb{Q} = T_{1\#}\mathbb{P}_1$ has a unit mass in two baselines. Since the OT problem is a specific case of the SUOT one, our method can be naturally applied to this case. We test U-NOTB on the synthetic dataset of *Spiral-to-Gaussian Mixture* (*S* \rightarrow *GM*) (Fig. 1a).

Experimental Results. Fig. 1 presents a qualitative visualization of the results from our model and two baseline methods. Because there is no closed-form solution for the continuous SUOT barycenter problems, we consider the SUOT barycenter between two discrete empirical distributions, obtained from the POT (Flamary et al., 2021) library, as the ground truth solution \mathbb{Q}^* and T^* (Fig. 1b). In Fig. 1, for clarity, we visualized only the spiral distribution \mathbb{P}_1 and the corresponding barycenter \mathbb{Q} . Note that, because we set OT_{c_1} for \mathbb{P}_1 in Eq. 14, the rejection sampling is not applied in this case. Fig. 1 shows that our model and other baseline methods present decent results.

Table 1 provides a quantitative evaluation of our model for a more detailed assessment. The approximate barycenter \mathbb{Q}_θ and the transport map T_θ from each method are evaluated from two perspectives. First, the distribution error between \mathbb{Q}_θ and \mathbb{Q}^* is evaluated by measuring the Wasserstein-2 distance $\mathbb{W}_2^2(\mathbb{Q}, \mathbb{Q}^*)$ (\mathbb{W}_2 metric). Second, the optimality error of the transport map is assessed by measuring \mathcal{L}_2 -norm between the transport maps (\mathcal{L}_2 metric), i.e., $\int_{\mathcal{X}_1} \|T_1(x_1) - T^*(x_1)\|_2^2 d\mathbb{P}_1(x_1)$. As shown in Table 1, our model achieves the most accurate barycenter estimation across both metrics (\mathbb{W}_2 and \mathcal{L}_2) and both distributions (\mathbb{P}_1 and \mathbb{P}_2).

5.2 ROBUST BARYCENTER ESTIMATION UNDER OUTLIER AND CLASS IMBALANCE

In this section, we examine two key properties of our U-NOTB model: (i) robustness to class imbalancedness and (ii) robustness to outliers. The value of OT functional $\text{OT}_c(\cdot, \cdot)$ is known to be sensitive to outliers and class imbalance problems. Hence, the OT barycenter is also largely affected by these factors. To address this sensitivity, the UOT problem extends the traditional OT problem by relaxing the constraint on marginal densities. This relaxation introduces two notable characteristics. First, even in the presence of class imbalances, the reweighting process allows the model to appropriately align with the relevant modes in a reasonable manner (Eyring et al., 2024). Second, the model exhibits robustness to outliers, maintaining reliable transport despite their presence (Balaji et al., 2020; Choi et al., 2024a). The goal of this section is twofold: (1) to investigate whether these two properties are also observed in our U-NOTB model by comparing it with the OT counterpart

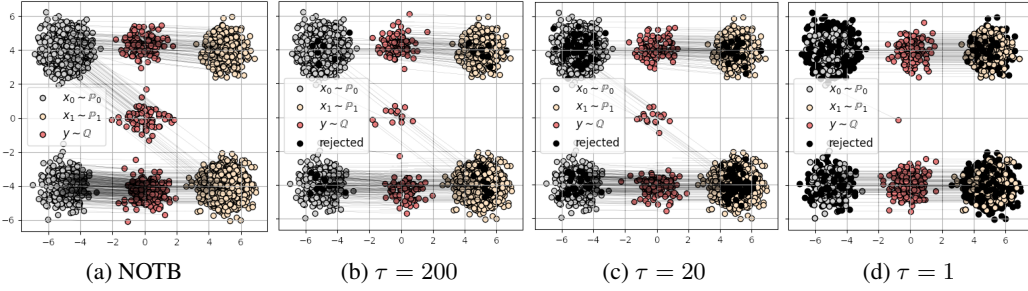


Figure 2: Conditional plans $\gamma_k(y|x)$ and barycenter \mathbb{Q} obtained by NOTB and our method in *Gaussian Mixture* barycenter experiment. We evaluate on various unbalancedness parameter $\tau \in \{1, 20, 200\}$.

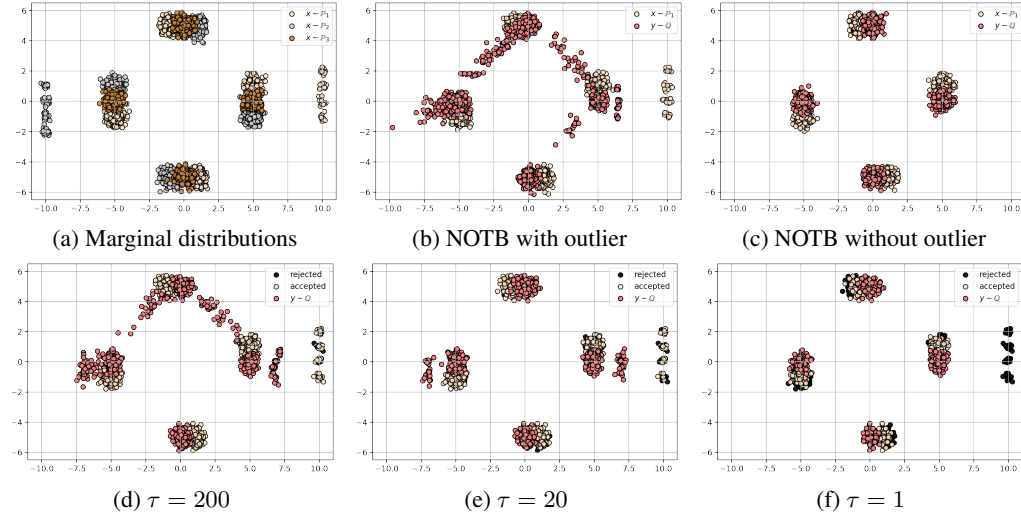


Figure 3: Learned barycenter \mathbb{Q} obtained from $x \sim \mathbb{P}_1$ by NOTB and our method on *Gaussian Mixture* with 5% outlier. The evaluation is conducted for various unbalancedness parameter $\tau \in \{1, 20, 200\}$. For comparison, we additionally trained NOTB without outliers, as shown in subfigure (c).

of our model (Korotin et al., 2022) and (2) to demonstrate that this robustness can be controlled through the unbalancedness parameter τ .

Robustness to Class Imbalance. The class imbalance issue refers to the case where each class has a different proportion across \mathbb{P}_i . This class imbalance problem can lead to undesirable behaviour in the standard OT barycenter. For example, in Fig. 2, we consider the upper-modes and bottom-modes for each distribution as class 1 and 2, respectively. In \mathbb{P}_1 , 75% of the data is concentrated in class 1 (upper-left white dots) while only 25% is concentrated in class 1 for \mathbb{P}_2 (upper-right yellow dots). Therefore, the balanced OT barycenter (NOTB, Kolesov et al. (2024a)) generates a mode between two majority modes of \mathbb{P}_i , which can be an undesirable phenomenon for the barycenter (Fig. 2a).

As shown in Fig. 2, we evaluated our model for diverse unbalancedness parameter $\tau \in \{1, 20, 100\}$ (Eq. 3). Additionally, for comparison, we conducted experiments under a balanced setting using the OT counterpart. It is important to note that as τ increases, the UOT problem converges to the OT problem, allowing for less flexibility in marginal distributions (Choi et al., 2024b). When $\tau = 1$, our unbalanced barycenter demonstrates robust results by generating barycenter modes between the pair of the closest modes of the \mathbb{P}_1 and \mathbb{P}_2 . Our model rejects contour samples from majority modes, reweighting them to better align the corresponding modes. Moreover, our unbalanced barycenter offers controllability of this robustness through τ . As τ increases, the flexibility on marginal distributions decreases in the UOT problem. Thus, when $\tau = 200$, our model accepts nearly all samples, making the UOT barycenter closely resemble the OT barycenter. We believe this adaptability of the UOT barycenter offers practical benefits in real-world scenarios.

Robustness to Outliers. To evaluate the robustness to outliers, we conducted experiments on a synthetic dataset that included a small proportion of outliers. As depicted in Fig. 3, the dataset comprises three marginal distributions: \mathbb{P}_1 (blue dots), \mathbb{P}_2 (orange dots), and \mathbb{P}_3 (green dots). Outliers,

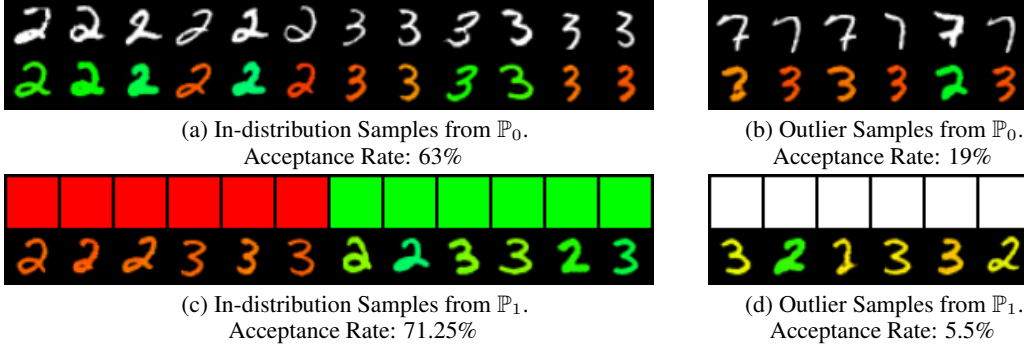


Figure 4: Examples of $x_1 \sim \mathbb{P}_1$ (grayscale digits) and $x_2 \sim \mathbb{P}_2$ (color images) and its corresponding barycenter $y \sim \mathbb{Q}$ samples (colored-digits) in *shape-color* experiment.

constituting 5% of the marginal \mathbb{P}_1 and \mathbb{P}_2 , were added to the outermost point of each marginal. We evaluated our model for various unbalancedness parameters τ and compared it with the balanced OT counterpart. Similar to the robustness to class imbalance experiments, we expect that smaller values of τ will provide more robustness to outliers by allowing higher flexibility in marginal distributions.

We illustrate the results in Fig. 3. Note that for comparative analysis, we also tested the NOTB (Korotin et al., 2022) approach for OT barycenter estimation under the data without outliers. This experiment aims to demonstrate the desired behaviour of barycenter when there are no outliers in the dataset. When $\tau = 1$, our U-NOTB closely aligns with the OT barycenter in this outlier-free scenario. This result shows that our model offers robustness to outliers by rejecting outlier samples at smaller τ . As τ increases, our model accepts a higher proportion of outliers. Hence, the outliers on the left and right begin to influence the barycenter, making the modes of barycenter lie between the majority modes of distributions \mathbb{P}_i . In summary, reducing τ enhances outlier robustness, while increasing τ yields a more precise barycenter by incorporating all data points. We believe that the flexibility in adjusting τ offers promising potential for broader applications, where different levels of tolerance to outliers may be required.

5.3 SHAPE-COLOR EXPERIMENT

In this section, we illustrate one interesting example demonstrating how the UOT barycenter problem can be applied using a general cost. We designed the problem at general costs when there are some undesirable outliers in the marginal distributions.

- **Shape distribution \mathbb{P}_1 .** The first marginal distribution consists of grayscale images of digits ‘2’ (49% of training dataset), ‘3’ (50%) and ‘7’ (1% - *outliers*) of MNIST data.
- **Color distribution \mathbb{P}_2 .** The second marginal distribution consists of three color points: red (probability mass $p_0 = 0.495$), green ($p_1 = 0.495$), white ($p_2 = 0.01$ - *outliers*).
- **Manifold.** We pretrained the StyleGAN Karras et al. (2019) generator $G : \mathcal{Z} \rightarrow \mathbb{R}^{3 \times 32 \times 32}$ on the colored MNIST dataset of digits ‘2’ and ‘3’. Let E_θ^i be the network which encodes each marginal \mathbb{P}_i to the latent \mathcal{Z} . Throughout the experiment, we transport $x_i \sim \mathbb{P}_i$ to the barycenter point y_i by $y_i = G \circ E_\theta^i(x_i)$, thus confining the transformed images to the colored MNIST of digits ‘2’ and ‘3’.
- **General Transport costs.** For the first marginal sample $x_1 \sim \mathbb{P}_1$ and its corresponding barycenter point y_1 , we use the following *shape-preserving cost*: $c_1(x_1, y_1) = \frac{1}{2} \|x_1 - H_g(y_1)\|^2$, where H_g is a decolorization operator. Moreover, for the second marginal sample $x_2 \sim \mathbb{P}_2$ and the corresponding barycenter point y_2 , we use the following *color-preserving cost*: $c_2(x_2, y_2) = \frac{1}{2} \|x_2 - H_c(y_2)\|^2$, where H_c is a color projection operator defined in Kolesov et al. (2024a).

Our results for unbalancedness $\tau = 10$ are presented in Figure 4. We demonstrate the examples of learned mapping $(x_k, T_k(x_k, s))$ from in-distribution points x_k , sub-figures 4a, 4c, and from outliers, sub-figures 4b, 4d. Expectedly, the learned in-distribution mappings preserve the shape ($\mathbb{P}_0 \rightarrow \mathbb{Q}^*$) and color ($\mathbb{P}_1 \rightarrow \mathbb{Q}^*$). In turn, the outlier mappings have no reasonable interpretation.

Along with the qualitative performance, we report the *acceptance rates* of input points x_k , see the explanation of our inference procedure in §4.2. Importantly, the acceptance of outliers is much

smaller compared to in-distribution samples. In particular, if x_0 is a grayscaled digit ‘7’, it will be accepted (and processed through the mapping T_0) only with probability 0.19, while for grayscaled digits ‘2’ and ‘3’ the same figure reads as 0.63. Thus, the experiment showcases the applicability of our robust barycenter methodology for non-trivial cases with non-Euclidean OT costs.

6 DISCUSSION

Our work continues the recent and fruitful branch of OT barycenter research. We present the *first* attempt to build *robust* OT barycenters under continuous setup based on unbalanced OT formulation. From now on, the barycenter researchers have a new deep learning tool at their disposal that gives them the ability to deal with imperfect data (with outliers/noise/class imbalance) at a large scale. We believe that our proposed method will further expand the toolbox of deep learning practitioners.

Limitations. In practice, we found that the practical optimization procedure (Algorithm 1) may work unstably. In particular, the training may diverge under improper hyper-parameters selection or the resulting quality might depend on the random seed. We hypothesise that this behaviour is due to the reliance on adversarial training and leave its thorough investigation to future research. From the theoretical side, the recovered semi-unbalanced OT barycenter is not guaranteed to be unique (§2.2); also, the convergence properties of our procedure (13) are not established. All these questions pave the way for further research.

Code of Ethics. This paper presents work whose goal is to advance the field of Machine Learning. There are many potential societal consequences of our work, none of which we feel must be specifically highlighted here.

REFERENCES

- Martial Agueh and Guillaume Carlier. Barycenters in the wasserstein space. *SIAM Journal on Mathematical Analysis*, 43(2):904–924, 2011.
- Pedro C Álvarez-Esteban, E Del Barrio, JA Cuesta-Albertos, and C Matrán. A fixed-point approach to barycenters in wasserstein space. *Journal of Mathematical Analysis and Applications*, 441(2): 744–762, 2016.
- Brandon Amos. On amortizing convex conjugates for optimal transport. In *The Eleventh International Conference on Learning Representations*, 2023. URL https://openreview.net/forum?id=TQ5WUwS_4ai.
- Brandon Amos, Lei Xu, and J Zico Kolter. Input convex neural networks. In *International Conference on Machine Learning*, pp. 146–155. PMLR, 2017.
- Julio Backhoff-Veraguas, Mathias Beiglböck, and Gudmund Pammer. Existence, duality, and cyclical monotonicity for weak transport costs. *Calculus of Variations and Partial Differential Equations*, 58(6):203, 2019.
- Yogesh Balaji, Rama Chellappa, and Soheil Feizi. Robust optimal transport with applications in generative modeling and domain adaptation. *Advances in Neural Information Processing Systems*, 33:12934–12944, 2020.
- Dimitri Bertsekas and Steven E Shreve. *Stochastic optimal control: the discrete-time case*, volume 5. Athena Scientific, 1996.
- Jinjin Chi, Zhiyao Yang, Ximing Li, Jihong Ouyang, and Renchu Guan. Variational wasserstein barycenters with c-cyclical monotonicity regularization. In *Proceedings of the AAAI Conference on Artificial Intelligence*, volume 37, pp. 7157–7165, 2023.
- Lénaïc Chizat. Doubly regularized entropic wasserstein barycenters. *arXiv preprint arXiv:2303.11844*, 2023.
- Lénaïc Chizat, Gabriel Peyré, Bernhard Schmitzer, and François-Xavier Vialard. Scaling algorithms for unbalanced optimal transport problems. *Mathematics of Computation*, 87(314):2563–2609, 2018.

- Lénaïc Chizat. *Unbalanced optimal transport: Models, numerical methods, applications*. PhD thesis, Université Paris sciences et lettres, 2017.
- Jaemoo Choi, Jaewoong Choi, and Myungjoo Kang. Generative modeling through the semi-dual formulation of unbalanced optimal transport. *Advances in Neural Information Processing Systems*, 36, 2024a.
- Jaemoo Choi, Jaewoong Choi, and Myungjoo Kang. Analyzing and improving optimal-transport-based adversarial networks. In *The Twelfth International Conference on Learning Representations*, 2024b.
- Marco Cuturi and Arnaud Doucet. Fast computation of wasserstein barycenters. In *International conference on machine learning*, pp. 685–693. PMLR, 2014.
- Max Daniels, Tyler Maunu, and Paul Hand. Score-based generative neural networks for large-scale optimal transport. *Advances in neural information processing systems*, 34:12955–12965, 2021.
- Valentin De Bortoli, James Thornton, Jeremy Heng, and Arnaud Doucet. Diffusion schrödinger bridge with applications to score-based generative modeling. *Advances in Neural Information Processing Systems*, 34:17695–17709, 2021.
- Luca Eyring, Dominik Klein, Théo Uscidda, Giovanni Palla, Niki Kilbertus, Zeynep Akata, and Fabian J Theis. Unbalancedness in neural monge maps improves unpaired domain translation. In *The Twelfth International Conference on Learning Representations*, 2024.
- Jiaojiao Fan, Amirhossein Taghvaei, and Yongxin Chen. Scalable computations of wasserstein barycenter via input convex neural networks. In Marina Meila and Tong Zhang (eds.), *Proceedings of the 38th International Conference on Machine Learning*, volume 139 of *Proceedings of Machine Learning Research*, pp. 1571–1581. PMLR, 18–24 Jul 2021. URL <https://proceedings.mlr.press/v139/fan21d.html>.
- Jiaojiao Fan, Shu Liu, Shaojun Ma, Hao-Min Zhou, and Yongxin Chen. Neural monge map estimation and its applications. *Transactions on Machine Learning Research*, 2023. ISSN 2835-8856. URL <https://openreview.net/forum?id=2mZS1Qscj3>. Featured Certification.
- Rémi Flamary, Nicolas Courty, Alexandre Gramfort, Mokhtar Z. Alaya, Aurélie Boisbunon, Stanislas Chambon, Laetitia Chapel, Adrien Corenflos, Kilian Fatras, Nemo Fournier, Léo Gautheron, Nathalie T.H. Gayraud, Hicham Janati, Alain Rakotomamonjy, Ievgen Redko, Antoine Rolet, Antony Schutz, Vivien Seguy, Danica J. Sutherland, Romain Tavenard, Alexander Tong, and Titouan Vayer. Pot: Python optimal transport. *Journal of Machine Learning Research*, 22(78):1–8, 2021. URL <http://jmlr.org/papers/v22/20-451.html>.
- George E Forsythe. Von neumann’s comparison method for random sampling from the normal and other distributions. *Mathematics of Computation*, 26(120):817–826, 1972.
- Milena Gazdieva, Arip Asadulaev, Alexander Korotin, and Evgeny Burnaev. Light unbalanced optimal transport. *arXiv preprint arXiv:2303.07988*, 2023a.
- Milena Gazdieva, Alexander Korotin, Daniil Selikhanovych, and Evgeny Burnaev. Extremal domain translation with neural optimal transport. In *Advances in Neural Information Processing Systems*, 2023b.
- Nathael Gozlan, Cyril Roberto, Paul-Marie Samson, and Prasad Tetali. Kantorovich duality for general transport costs and applications. *Journal of Functional Analysis*, 273(11):3327–3405, 2017.
- Nikita Gushchin, Alexander Kolesov, Alexander Korotin, Dmitry Vetrov, and Evgeny Burnaev. Entropic neural optimal transport via diffusion processes. In *Advances in Neural Information Processing Systems*, 2023.
- Nikita Gushchin, Daniil Selikhanovych, Sergei Kholkin, Evgeny Burnaev, and Alexander Korotin. Adversarial schrödinger bridge matching. In *The Thirty-eighth Annual Conference on Neural Information Processing Systems*, 2024.

- Leonid V Kantorovich. On the translocation of masses. In *Dokl. Akad. Nauk. USSR (NS)*, volume 37, pp. 199–201, 1942.
- Tero Karras, Samuli Laine, and Timo Aila. A style-based generator architecture for generative adversarial networks. In *Proceedings of the IEEE/CVF conference on computer vision and pattern recognition*, pp. 4401–4410, 2019.
- Dominik Klein, Théo Uscidda, Fabian Theis, and Marco Cuturi. Genot: A neural optimal transport framework for single cell genomics. In *The Thirty-eighth Annual Conference on Neural Information Processing Systems*, 2024.
- Alexander Kolesov, Petr Mokrov, Igor Udovichenko, Milena Gazdieva, Gudmund Pammer, Evgeny Burnaev, and Alexander Korotin. Estimating barycenters of distributions with neural optimal transport. In *Forty-first International Conference on Machine Learning*, 2024a.
- Alexander Kolesov, Petr Mokrov, Igor Udovichenko, Milena Gazdieva, Gudmund Pammer, Anastasis Kratsios, Evgeny Burnaev, and Alexander Korotin. Energy-guided continuous entropic barycenter estimation for general costs. In *The Thirty-eighth Annual Conference on Neural Information Processing Systems*, 2024b.
- Nikita Kornilov, Petr Mokrov, Alexander Gasnikov, and Alexander Korotin. Optimal flow matching: Learning straight trajectories in just one step. In *The Thirty-eighth Annual Conference on Neural Information Processing Systems*, 2024.
- Alexander Korotin, Vage Egiazarian, Arip Asadulaev, Alexander Safin, and Evgeny Burnaev. Wasserstein-2 generative networks. In *International Conference on Learning Representations*, 2021a.
- Alexander Korotin, Lingxiao Li, Justin Solomon, and Evgeny Burnaev. Continuous wasserstein-2 barycenter estimation without minimax optimization. In *International Conference on Learning Representations*, 2021b. URL <https://openreview.net/forum?id=3tFAs5E-Pe>.
- Alexander Korotin, Vage Egiazarian, Lingxiao Li, and Evgeny Burnaev. Wasserstein iterative networks for barycenter estimation. In Alice H. Oh, Alekh Agarwal, Danielle Belgrave, and Kyunghyun Cho (eds.), *Advances in Neural Information Processing Systems*, 2022. URL <https://openreview.net/forum?id=GiEnzxTnaMN>.
- Alexander Korotin, Daniil Selikhanovych, and Evgeny Burnaev. Kernel neural optimal transport. In *The Eleventh International Conference on Learning Representations*, 2023a.
- Alexander Korotin, Daniil Selikhanovych, and Evgeny Burnaev. Neural optimal transport. In *The Eleventh International Conference on Learning Representations*, 2023b.
- Khang Le, Huy Nguyen, Quang M Nguyen, Tung Pham, Hung Bui, and Nhat Ho. On robust optimal transport: Computational complexity and barycenter computation. *Advances in Neural Information Processing Systems*, 34:21947–21959, 2021.
- Lingxiao Li, Aude Genevay, Mikhail Yurochkin, and Justin M Solomon. Continuous regularized wasserstein barycenters. *Advances in Neural Information Processing Systems*, 33:17755–17765, 2020.
- Matthias Liero, Alexander Mielke, and Giuseppe Savaré. Optimal entropy-transport problems and a new hellinger–kantorovich distance between positive measures. *Inventiones mathematicae*, 211(3): 969–1117, 2018.
- Xingchao Liu, Chengyue Gong, and qiang liu. Flow straight and fast: Learning to generate and transfer data with rectified flow. In *The Eleventh International Conference on Learning Representations*, 2023. URL <https://openreview.net/forum?id=XVjTT1nw5z>.
- Ashok Makkuva, Amirhossein Taghvaei, Sewoong Oh, and Jason Lee. Optimal transport mapping via input convex neural networks. In *International Conference on Machine Learning*, pp. 6672–6681. PMLR, 2020.

- Piyushi Manupriya, SakethaNath Jagarlapudi, and Pratik Jawanpuria. MMD-regularized unbalanced optimal transport. *Transactions on Machine Learning Research*, 2024. ISSN 2835-8856. URL <https://openreview.net/forum?id=eN9CjU3h1b>.
- Petr Mokrov, Alexander Korotin, Alexander Kolesov, Nikita Gushchin, and Evgeny Burnaev. Energy-guided entropic neural optimal transport. In *The Twelfth International Conference on Learning Representations*, 2024. URL <https://openreview.net/forum?id=d6tUsZeVs7>.
- Maxence Noble, Valentin De Bortoli, Arnaud Doucet, and Alain Durmus. Tree-based diffusion schrödinger bridge with applications to wasserstein barycenters. *arXiv preprint arXiv:2305.16557*, 2023.
- Gabriel Peyré, Marco Cuturi, et al. Computational optimal transport: With applications to data science. *Foundations and Trends® in Machine Learning*, 11(5-6):355–607, 2019.
- Litu Rout, Alexander Korotin, and Evgeny Burnaev. Generative modeling with optimal transport maps. In *International Conference on Learning Representations*, 2022. URL <https://openreview.net/forum?id=5JdLZg346Lw>.
- Filippo Santambrogio. Optimal transport for applied mathematicians. *Birkäuser, NY*, 55(58-63):94, 2015.
- Vivien Seguy, Bharath Bhushan Damodaran, Remi Flamary, Nicolas Courty, Antoine Rolet, and Mathieu Blondel. Large scale optimal transport and mapping estimation. In *International Conference on Learning Representations*, 2018. URL <https://openreview.net/forum?id=B1z1p1bRW>.
- Thibault Séjourné, Gabriel Peyré, and François-Xavier Vialard. Unbalanced optimal transport, from theory to numerics. *arXiv preprint arXiv:2211.08775*, 2022.
- Yuyang Shi, Valentin De Bortoli, Andrew Campbell, and Arnaud Doucet. Diffusion schrödinger bridge matching. *Advances in Neural Information Processing Systems*, 36, 2024.
- Frode Terkelsen. Some minimax theorems. *Mathematica Scandinavica*, 31(2):405–413, 1972.
- Alexander Tong, Nikolay Malkin, Kilian Fatras, Lazar Atanackovic, Yanlei Zhang, Guillaume Hugué, Guy Wolf, and Yoshua Bengio. Simulation-free schrödinger bridges via score and flow matching. *arXiv preprint arXiv:2307.03672*, 2023.
- Alexander Tong, Kilian FATRAS, Nikolay Malkin, Guillaume Hugué, Yanlei Zhang, Jarrid Rector-Brooks, Guy Wolf, and Yoshua Bengio. Improving and generalizing flow-based generative models with minibatch optimal transport. *Transactions on Machine Learning Research*, 2024. ISSN 2835-8856. URL <https://openreview.net/forum?id=CD9Snc73AW>. Expert Certification.
- Francisco Vargas, Pierre Thodoroff, Austen Lamacraft, and Neil Lawrence. Solving schrödinger bridges via maximum likelihood. *Entropy*, 23(9):1134, 2021.
- Cédric Villani et al. *Optimal transport: old and new*, volume 338. Springer, 2009.
- Xu Wang, Jiawei Huang, Qingyuan Yang, and Jinpeng Zhang. On robust wasserstein barycenter: The model and algorithm. In *Proceedings of the 2024 SIAM International Conference on Data Mining (SDM)*, pp. 235–243. SIAM, 2024.
- Qingyuan Yang and Hu Ding. Approximate algorithms for k-sparse wasserstein barycenter with outliers. In Kate Larson (ed.), *Proceedings of the Thirty-Third International Joint Conference on Artificial Intelligence, IJCAI-24*, pp. 5316–5325. International Joint Conferences on Artificial Intelligence Organization, 8 2024. doi: 10.24963/ijcai.2024/588. URL <https://doi.org/10.24963/ijcai.2024/588>. Main Track.

A PROOFS

A.1 PROOF OF THEOREM 1 AND COROLLARY 1

Proof of Theorem 1. Substituting the dual form (5) into (13), we can formulate the barycenter problem as finding

$$\mathcal{L}^* = \min_{\mathbb{Q} \in \mathcal{P}(\mathcal{Y})} \sup_{f_1, \dots, f_K \in \mathcal{C}(\mathcal{Y})} \underbrace{\sum_{k=1}^K \lambda_k \left[\int_{\mathcal{X}_k} -\bar{\psi}_k(-f_k^c(x)) d\mathbb{P}_k(x_k) + \int_{\mathcal{Y}} f_k(y) d\mathbb{Q}(y) \right]}_{\mathcal{F}(\mathbb{Q}, f_{[1:K]}) \stackrel{\text{def}}{=} } \quad (15)$$

where we replace inf with min thanks to the existence of SUOT barycenter, see §2.2.

Note that the compactness of the space \mathcal{Y} yields the weak compactness of $\mathcal{P}(\mathcal{Y})$. At the same time, the functional $\mathbb{Q} \mapsto \mathcal{F}(\mathbb{Q}, f_{[1:K]})$ is continuous and linear in \mathbb{Q} . At the same time, it is concave in $f_{[1:K]}$. Indeed, the convex conjugate of the generator function ψ is convex and non-decreasing by definition, the c -transform operation is convex, see (Kolesov et al., 2024b, Proposition A.1 (iii)). Thus, the superposition of a concave, non-increasing function $-\bar{\psi}_k(\cdot)$ and concave function $-f_k^c(\cdot)$, i.e., $-\bar{\psi}_k(-f_k^c(\cdot))$ is a concave function as well (for every $k \in \bar{K}$). Thus, we can apply the minimax theorem (Terkelsen, 1972, Corollary 1) and swap min and sup in (15):

$$\begin{aligned} \mathcal{L}^* &= \sup_{f_1, \dots, f_K \in \mathcal{C}(\mathcal{Y})} \min_{\mathbb{Q} \in \mathcal{P}(\mathcal{Y})} \sum_{k=1}^K \lambda_k \left[\int_{\mathcal{X}_k} -\bar{\psi}_k(-f_k^c(x_k)) d\mathbb{P}_k(x_k) + \int_{\mathcal{Y}} f_k(y) d\mathbb{Q}(y) \right] = \\ &= \sup_{f_1, \dots, f_K \in \mathcal{C}(\mathcal{Y})} \left[\sum_{k=1}^K \lambda_k \int_{\mathcal{X}_k} -\bar{\psi}_k(-f_k^c(x_k)) d\mathbb{P}_k(x_k) + \underbrace{\min_{\mathbb{Q} \in \mathcal{P}(\mathcal{Y})} \int_{\mathcal{Y}} \sum_{k=1}^K \lambda_k f_k(y) d\mathbb{Q}(y)}_{\bar{f}(y) \stackrel{\text{def}}{=} } \right] = \\ &= \sup_{f_1, \dots, f_K \in \mathcal{C}(\mathcal{Y})} \underbrace{\left[\sum_{k=1}^K \lambda_k \int_{\mathcal{X}_k} -\bar{\psi}_k(-f_k^c(x_k)) d\mathbb{P}_k(x_k) + \min_{\mathbb{Q} \in \mathcal{P}(\mathcal{Y})} \int_{\mathcal{Y}} \bar{f}(y) d\mathbb{Q}(y) \right]}_{\mathcal{G}(f_1, \dots, f_K) \stackrel{\text{def}}{=} }}. \quad (16) \end{aligned}$$

Now we use the following fact: $\inf_{\mathbb{Q} \in \mathcal{P}(\mathcal{Y})} \int_{\mathcal{Y}} \bar{f}(y) d\mathbb{Q}(y) = \inf_{y \in \mathcal{Y}} \bar{f}(y)$. Assume that the true value $m \stackrel{\text{def}}{=} \inf_{y \in \mathcal{Y}} \bar{f}(y)$ is known. Then we can restrict sup in (16) to the potentials $f_{[1:K]}$ satisfying the m -congruence condition: $\sum_{k=1}^K \lambda_k f_k \equiv m$. Indeed, for each tuple (f_1, \dots, f_K) , let us consider the tuple $(\tilde{f}_1, \dots, \tilde{f}_K) \stackrel{\text{def}}{=} (f_1, \dots, f_K + \frac{m - \bar{f}}{\lambda_k})$ satisfying the congruence condition. For this tuple, $\inf_{y \in \mathcal{Y}} \sum_{k=1}^K \lambda_k \tilde{f}_k = m$. Besides, we get:

$$\begin{aligned} \mathcal{G}(\tilde{f}_1, \dots, \tilde{f}_K) - \mathcal{G}(f_1, \dots, f_K) &= \lambda_K \int_{\mathcal{X}_K} [-\bar{\psi}_K(-\tilde{f}_K^c(x_K)) + \bar{\psi}_K(-f_K^c(x_K))] d\mathbb{P}_K(x_K) + \cancel{m} - \cancel{m} = \\ &= \lambda_K \int_{\mathcal{X}_K} \left[\bar{\psi}_K(-f_K^c(x_K)) - \bar{\psi}_K\left(-\left(f_K + \frac{m - \bar{f}}{\lambda_k}\right)^c(x_K)\right) \right] d\mathbb{P}_K(x_K) \geq 0. \quad (17) \end{aligned}$$

Here the inequality in line (17) follows from the properties of the c -transform function and convex conjugate of the divergence' generator function ψ . First, c -transform is a decreasing function of its argument, see (Kolesov et al., 2024b, Proposition A.1 (i)). Thus,

$$f_K + \frac{m - \bar{f}}{\lambda_K} \leq f_K + \frac{m - \cancel{m}}{\lambda_K} = f_K \implies \left(f_K + \frac{m - \bar{f}}{\lambda_K}\right)^{c_K} \geq f_K^{c_K}.$$

Second, the convex conjugate is a non-decreasing function which yields

$$-f_K^{c_K} \geq -\left(f_K + \frac{m - \bar{f}}{\lambda_K}\right)^{c_K} \implies \psi_K(-f_K^{c_K}) \geq \psi_K\left(-\left(f_K + \frac{m - \bar{f}}{\lambda_K}\right)^{c_K}\right).$$

From this, the inequality (17) becomes obvious. It means that the transition to congruent tuple is fair for the known value m . It is important to note that in practice this value is not given and should be optimized. Thus, the final optimization objective can be formalized as

$$\mathcal{L}^* = \sup_{\substack{m \in \mathbb{R}, f_{[1:K]} \in \mathcal{C}^K(\mathcal{Y}) \\ \sum_{k=1}^K \lambda_k f_k \equiv m}} \mathcal{G}(f_1, \dots, f_K) = \sup_{\substack{m \in \mathbb{R}, f_{[1:K]} \in \mathcal{C}^K(\mathcal{Y}) \\ \sum_{k=1}^K \lambda_k f_k \equiv m}} \left[\sum_{k=1}^K \lambda_k \int_{\mathcal{X}_k} -\bar{\psi}_k(-f_k^c(x_k)) d\mathbb{P}_k(x_k) + m \right] \quad (18)$$

where (18) coincides with (9). \square

Proof of Corollary 1. By substituting the definition of the c -transform in (8), we get

$$\mathcal{L}^* = \sup_{\substack{m \in \mathbb{R}, f_{[1:K]} \in \mathcal{C}^K(\mathcal{Y}) \\ \sum_{k=1}^K \lambda_k f_k \equiv m}} \sum_{k=1}^K \lambda_k \left[\int_{\mathcal{X}_k} -\bar{\psi}_k \left(- \inf_{\mu(y) \in \mathcal{P}(\mathcal{Y})} \int_{\mathcal{Y}} (c_k(x_k, y) - f_k(y)) d\mu(y) \right) d\mathbb{P}_k(x_k) + m \right] = \quad (19)$$

$$\sup_{\substack{m \in \mathbb{R}, f_{[1:K]} \in \mathcal{C}^K(\mathcal{Y}) \\ \sum_{k=1}^K \lambda_k f_k \equiv m}} \sum_{k=1}^K \lambda_k \left[\int_{\mathcal{X}_k} \inf_{\mu(y) \in \mathcal{P}(\mathcal{Y})} \left\{ -\bar{\psi}_k \left(- \int_{\mathcal{Y}} (c_k(x_k, y) - f_k(y)) d\mu(y) \right) \right\} d\mathbb{P}_k(x_k) + m \right] \quad (20)$$

In transition from (19) to (20), we interchange the operation of taking inf over $\mu(y) \in \mathcal{P}(\mathcal{Y})$ and $\bar{\psi}_k$. This is possible since $-\bar{\psi}_k$ is monotone decreasing and infimum is attained.

Now we note that the map $(x_k, \mu) \mapsto \left\{ -\bar{\psi}_k \left(- \int_{\mathcal{Y}} (c_k(x_k, y) - f_k(y)) d\mu(y) \right) \right\}$ is measurable and bounded from below. Indeed, the spaces \mathcal{X}_k and \mathcal{Y} are compact, and $\mathcal{P}(\mathcal{Y})$ is weakly compact. At the same time, the potentials $f_k(y)$, cost function $c_k(x_k, y)$ are continuous and $-\bar{\psi}_k$ is lower semi-continuous. It means that their superposition is also a lower semi-continuous function and, thus, lower bounded on the compact space. Thanks to the properties of this map, we can use the rule of interchange between integral and inf (Bertsekas & Shreve, 1996, Propositions 7.27 and 7.50) and get

$$\sup_{\substack{m \in \mathbb{R}, f_{[1:K]} \in \mathcal{C}^K(\mathcal{Y}) \\ \sum_{k=1}^K \lambda_k f_k \equiv m}} \sum_{k=1}^K \lambda_k \left[\inf_{\gamma_k(\cdot|x_k): \mathcal{X}_k \rightarrow \mathcal{P}(\mathcal{Y})} \int_{\mathcal{X}_k} -\bar{\psi}_k \left(- \int_{\mathcal{Y}} (c_k(x_k, y) - f_k(y)) d\gamma_k(y|x_k) \right) d\mathbb{P}_k(x_k) + m \right] \quad (20) = \quad (21)$$

where the inf is taken over families of measurable maps $\{\gamma_k(\cdot|x_k)\}_{[1:K]}$. Note that (21) is equal to (9) after the trivial interchange between the summation and inf operations. This completes the proof. \square

Proof of Corollary 2. Since $\text{SUOT}_{c_1} = \text{OT}_{c_1}$, $\bar{\psi}_1 = \text{Id}$ by the definition of convex conjugate. By substituting $\tilde{f}_1 := f_1 - \frac{m}{\lambda_1}$ and $\bar{\psi}_1 = \text{Id}$ into (9), we can obtain the congruence condition as follows:

$$\begin{aligned} \mathcal{L}^* &= \sup_{\substack{m, f_{[1:K]} \\ \sum_{k=1}^K \lambda_k f_k \equiv m}} \inf_{\gamma_k(\cdot|x_k)} \sum_{k=1}^K \lambda_k \left[\int_{\mathcal{X}_k} -\bar{\psi}_k \left(- \int_{\mathcal{Y}} (c_k(x_k, y) - f_k(y)) d\gamma_k(y|x_k) \right) d\mathbb{P}_k(x_k) + m \right] = \\ & \sup_{\substack{m, f_{[1:K]} \\ \lambda_1 \tilde{f}_1 + \sum_{k=2}^K \lambda_k f_k \equiv 0}} \inf_{\gamma_k(\cdot|x_k) \in \mathcal{P}(\mathcal{Y})} \left[\lambda_1 \int_{\mathcal{X}_1} \int_{\mathcal{Y}} \left(c_1(x_1, y) - \left(\tilde{f}_1(y) + \frac{m}{\lambda_1} \right) \right) d\gamma_1(y|x_1) d\mathbb{P}_1(x_1) + \right. \\ & \left. \sum_{k=2}^K \lambda_k \int_{\mathcal{X}_k} -\bar{\psi}_k \left(- \int_{\mathcal{Y}} (c_k(x_k, y) - f_k(y)) d\gamma_k(y|x_k) \right) d\mathbb{P}_k(x_k) + m \right] = \\ & \sup_{\lambda_1 \tilde{f}_1 + \sum_{k=2}^K \lambda_k f_k \equiv 0} \inf_{\gamma_k(\cdot|x_k) \in \mathcal{P}(\mathcal{Y})} \left[\lambda_1 \int_{\mathcal{X}_1} \int_{\mathcal{Y}} \bar{\psi}_1 \left(- \int_{\mathcal{Y}} (c_1(x_1, y) - \tilde{f}_1(y)) d\gamma_1(y|x_1) \right) d\mathbb{P}_1(x_1) + \right. \end{aligned}$$

$$\left. \sum_{k=2}^K \lambda_k \int_{\mathcal{X}_k} -\bar{\psi}_k \left(- \int_{\mathcal{Y}} (c_k(x_k, y) - f_k(y)) d\gamma_k(y|x_k) \right) d\mathbb{P}_k(x_k) \right].$$

□

A.2 PROOF OF THEOREM 2

Below we recall an auxiliary theoretical result which will be used in our proof of Theorem 2.

Theorem 3 (Connection between solutions of dual OT and UOT problems (Choi et al., 2024a)). *Assume that $\bar{\psi}$ is a continuously differentiable function. Then if the optimal potential f^* delivering maximum to the dual UOT problem exists, f^* is a solution of the following objective*

$$\text{OT}_c(\tilde{\mathbb{P}}, \tilde{\mathbb{Q}}) = \sup_f \int_{\mathcal{X}} f^c(x) d\tilde{\mathbb{P}}(x) + \int_{\mathcal{Y}} f(y) d\tilde{\mathbb{Q}}(y)$$

where $\tilde{\mathbb{P}}(x) = \nabla \bar{\psi}(-(f^*)^c(x))\mathbb{P}(x)$ and $\tilde{\mathbb{Q}}(y) = \nabla \bar{\psi}_2(-f^*(y))\mathbb{Q}(y)$.

This Theorem highlights the intriguing connection between the solutions of the classic OT problem and its unbalanced counterpart. Note that in the case of SUOT problem, $\bar{\psi}_2(y) = y$, thus, the measure $\tilde{\mathbb{Q}}$ reduces to \mathbb{Q} . Now we are ready to prove our Theorem 2.

Proof of Theorem 2. Below we show that optimal potentials $f_{[1:K]}^*$ delivering maximum to the dual SUOT barycenter problem (8) are also optimal for each of the underlying SUOT(\mathbb{P}_k, \mathbb{Q}) problems. Recall that the SUOT barycenter problem (7) admits a minimizer which we denote as \mathbb{Q}^* . Then:

$$\sum_{k=1}^K \lambda_k \text{SUOT}_{c_k, \psi_k}(\mathbb{P}_k, \mathbb{Q}^*) \stackrel{(8)}{=} \sup_{\substack{m \in \mathbb{R}, f_{[1:K]} \in \mathcal{C}^K(\mathcal{Y}) \\ \sum_{k=1}^K \lambda_k f_k \equiv m}} \sum_{k=1}^K \lambda_k \left[\int_{\mathcal{X}_k} -\bar{\psi}_k(-f_k^{c_k}(x_k)) d\mathbb{P}_k(x_k) + m \right] = (22)$$

$$\sup_{\substack{m \in \mathbb{R}, f_{[1:K]} \in \mathcal{C}^K(\mathcal{Y}) \\ \sum_{k=1}^K \lambda_k f_k \equiv m}} \sum_{k=1}^K \lambda_k \int_{\mathcal{X}_k} -\bar{\psi}_k(-f_k^{c_k}(x_k)) d\mathbb{P}_k(x_k) + \underbrace{\int_{\mathcal{Y}} \sum_{k=1}^K \lambda_k f_k(y) d\mathbb{Q}^*(y)}_{=m} \leq (23)$$

$$\sup_{f_{[1:K]} \in \mathcal{C}^K(\mathcal{Y})} \sum_{k=1}^K \lambda_k \int_{\mathcal{X}_k} -\bar{\psi}_k(-f_k^{c_k}(x_k)) d\mathbb{P}_k(x_k) + \int_{\mathcal{Y}} \sum_{k=1}^K \lambda_k f_k(y) d\mathbb{Q}^*(y) = \sum_{k=1}^K \lambda_k \text{SUOT}(\mathbb{P}_k, \mathbb{Q}^*). (24)$$

Here the transition from line (22) to (23) follows from the fact that the optimization is performed over m -congruence potentials. If we then remove this restriction on potentials, the value of sup can become bigger which explains the transition between (23)-(24). Importantly, we get that the final objective in line (24) is equal to the initial objective in line (22). Thus, the inequality in line (23) turns into equality. At the same time, it justifies that the potentials $f_{[1:K]}^*$ delivering maximum to the SUOT barycenter (8) problem coincide with the optimal potentials for each of the SUOT problems.

Then, thanks to Theorem 3, the SUOT barycenter problem (24) admits a reformulation:

$$\mathcal{L}^* = \sum_{k=1}^K \lambda_k \text{SUOT}(\mathbb{P}_k, \mathbb{Q}^*) = \sum_{k=1}^K \lambda_k \text{OT}(\tilde{\mathbb{P}}_k, \mathbb{Q}^*) \quad (25)$$

where each of the distributions $\tilde{\mathbb{P}}_k$ ($k \in \bar{K}$) is specified via the optimal potential f_k^* delivering maximum to the problem $\text{OT}(\tilde{\mathbb{P}}_k, \mathbb{Q}^*)$ in its dual form (2): $d\tilde{\mathbb{P}}_k(x_k) = \nabla \bar{\psi}(-(f^*)^c(x_k)) d\mathbb{P}_k(x_k)$. Thus, the optimal SUOT plans now correspond to the optimal OT plans $\gamma_k^*(x, y)$ belonging to $\Pi(\tilde{\mathbb{P}}_k, \mathbb{Q}^*)$, i.e., having marginals $(\gamma_k^*)_x = \tilde{\mathbb{P}}_k$, $(\gamma_k^*)_y = \mathbb{Q}^*$.

Now we fix $k \in \bar{K}$. We aim to show that $\gamma_k^*(\cdot|x_k) \in \arg \inf_{\gamma_k(\cdot|x_k)} \int_{\mathcal{Y}} (c_k(x_k, y) - f_k^*(y)) d\gamma_k(\cdot|x_k)$ where inf is taken over measurable maps $\gamma_k(\cdot|x_k)$. Then by repeating the derivations of Corollary 1 we easily get that $\gamma_k^*(\cdot|x_k) \in \arg \inf_{\gamma_k(\cdot|x_k)} \mathcal{L}(f_k^*, \gamma_k(\cdot|x_k))$. To prove the former, we again use the fact that γ_k^* is a solution of the balanced OT problem between the rescaled marginal $\tilde{\mathbb{P}}_k$ and \mathbb{Q}^* .

| Experiment | 2D Toy (§5.1) | Class Imbalance (§5.2) | Outlier (§5.2) | Shape-Color (§5.3) |
|---------------------|---------------|------------------------|----------------|--------------------|
| D | 2 | 2 | 2 | 512 |
| K | 2 | 2 | 3 | 2 |
| τ | 5 | 1,20,200 | 1,20,200 | 10 |
| batch size | 1024 | 256 | 256 | 64 |
| Epochs | 10K | 10K | 20K | 3K |
| N_T | 3 | 3 | 5 | 10 |
| λ_1 | 1/2 | 1/2 | 1/3 | 1/2 |
| λ_2 | 1/2 | 1/2 | 1/3 | 1/3 |
| λ_3 | - | - | 1/3 | - |
| Divergence ψ_1 | balanced | KL | KL | Softplus |
| Divergence ψ_2 | KL | KL | KL | Softplus |
| Divergence ψ_3 | - | - | KL | - |
| $f_{k,\theta}$ | MLP | MLP | MLP | ResNet |
| $T_{k,\phi}$ | MLP | MLP | MLP | ResNet |
| $lr_{f_{k,\theta}}$ | 1e-3 | 1e-3 | 1e-3 | 1e-4 |
| $lr_{T_{k,\phi}}$ | 1e-3 | 1e-3 | 1e-3 | 1e-7 |
| lr_m | 1e-3 | 1e-3 | 1e-3 | 1e-2 |

Table 2: Hyper-parameter settings of Algorithm 1 for various experiments.

Note that $\nabla\bar{\psi}$ is a continuous function since $\bar{\psi}$ is assumed to be a continuously differentiable function. This yields the fact that $\tilde{\mathbb{P}}_k$ is an absolutely continuous distribution. Thus, we can use (Villani et al., 2009, Remark 5.13) which states that $\gamma_k^*(\cdot|x_k) \in \arg \inf_{y \in \mathcal{Y}} (c(x, y) - f(y))$. The latter statement is equivalent to $\gamma_k^*(\cdot|x_k) \in \int_{\mathcal{Y}} (c_k(x_k, y) - f_k^*(y)) d\gamma(\cdot|x_k)$ which completes the proof. \square

B IMPLEMENTATION DETAILS

B.1 DESCRIPTION OF TOY EXPERIMENTS

Moon, Spiral, and 8-Gaussian Datasets The datasets used in Section 5.1 were implemented by following (Choi et al., 2024b).

Datasets for Class Imbalance Experiments. For the distribution \mathbb{P}_1 and \mathbb{P}_2 , we employ the Gaussian mixture of $\frac{1}{4}\mathcal{N}((-5, 4), 0.4^2) + \frac{3}{4}\mathcal{N}((-5, -4), 0.4^2)$ and $\frac{3}{4}\mathcal{N}((5, 4), 0.4^2) + \frac{1}{4}\mathcal{N}((5, -4), 0.4^2)$, respectively.

Datasets for Outlier Experiments. We consider three marginal distributions, denoted as \mathbb{P}_1 , \mathbb{P}_2 , and \mathbb{P}_3 . For \mathbb{P}_1 and \mathbb{P}_2 , we generate datasets consisting of 95% in-distribution data and 5% outliers. In contrast, \mathbb{P}_3 consists solely of in-distribution data. The in-distribution data for each marginal follows a Gaussian mixture model with four modes and uniform weights, i.e., $\sum_{i=1}^4 \frac{1}{4}\mathcal{N}(m_i, \sigma^2 I)$. The means and variances for \mathbb{P}_1 , \mathbb{P}_2 , and \mathbb{P}_3 are defined as follows:

- \mathbb{P}_1 : $m_1 = (-5, -1)$, $m_2 = (5, 1)$, $m_3 = (1, -5)$, $m_4 = (-1, 5)$, with $\sigma = 0.1$,
- \mathbb{P}_2 : $m_1 = (-5, 1)$, $m_2 = (5, -1)$, $m_3 = (1, 5)$, $m_4 = (-1, -5)$, with $\sigma = 0.1$,
- \mathbb{P}_3 : $m_1 = (-5, 0)$, $m_2 = (5, 0)$, $m_3 = (0, 5)$, $m_4 = (0, -5)$, with $\sigma = 0.1$,

respectively. For the outlier distributions of \mathbb{P}_1 and \mathbb{P}_2 , we again use a Gaussian mixture model with four modes, $\sum_{i=1}^4 \frac{1}{4}\mathcal{N}(m_i, \sigma^2 I)$, with the means and variances defined as:

- \mathbb{P}_1 outliers: $m_1 = (10, 2)$, $m_2 = (10, 1)$, $m_3 = (10, 0)$, $m_4 = (10, -1)$, with $\sigma = 0.02$,
- \mathbb{P}_2 outliers: $m_1 = (-10, 1)$, $m_2 = (-10, 0)$, $m_3 = (10, -1)$, $m_4 = (10, -2)$, with $\sigma = 0.02$,

respectively.

Implementation Details. For the experiments in Section 5.1 and the class imbalanced experiments, we use the number of iterations of 10K. For the outlier experiments in Section 5.2, we employ

the number of iterations of 20K. We use the batch size of 1024. We update m with the Adam Optimizer with learning rate of 10^{-3} and $(\beta_1, \beta_2) = (0, 0.9)$. For other hyperparameters, we follow the experimental settings of (Kolesov et al., 2024a).

Evaluation metric. As discussed in Section 5.1, we utilize the W2 and L2 metrics, defined as $W_2^2(T_{1\#}, \mathbb{Q}^*)$ and $\|T_1 - T_1^*\|_2^2$, respectively. Here, \mathbb{Q}^* and T_1^* represent the true barycenter and transport maps. To approximate (T_1^*, \mathbb{Q}^*) , we solve the discrete Unbalanced Barycenter problem. Specifically, we sample 2000 points and solve the Unbalanced Optimal Transport (UOT) problem from \mathbb{P}_1 to \mathbb{P}_2 using the Python Optimal Transport (POT) library (Flamary et al., 2021). The obtained discrete UOT map T is then used to define $T_1 = \lambda_1 \text{Id} + \lambda_2 T$, and $\mathbb{Q}^* = T_{1\#} \mathbb{P}_1$. Using these discrete samples and transport maps, we compute the approximation of the metrics.

B.2 STYLEGAN EXPERIMENTS

Unless otherwise stated, we follow the implementation of Kolesov et al. (2024a). Note that we use Adam Optimizers with $(\beta_1, \beta_2) = (0, 0.9)$. The exact hyperparameter is described in Table 2.