

A stochastic approach in physics exercises of mathematics education

MÁTYÁS BARCZY^{*, \diamond} , IMRE KOCSIS^{**}, CSABA GÁBOR KÉZI^{**}

* HUN-REN-SZTE Analysis and Applications Research Group, Bolyai Institute, University of Szeged, Aradi vértanúk tere 1, H-6720 Szeged, Hungary.

** Department of Basic Technical Studies, Faculty of Engineering, University of Debrecen, Ótemető utca 2-4, H-4028 Debrecen, Hungary.

E-mails: barczy@math.u-szeged.hu (M. Barczy), kezicsaba@eng.unideb.hu (Cs. G. Kézi), kocsisi@eng.unideb.hu (I. Kocsis).

\diamond Corresponding author.

Abstract

We present a method for incorporating a stochastic point of view into physics exercises of mathematics education. The core of our method is the randomization of some inputs, the system model used does not differ from what we would use in the deterministic approach. We consider exercises from the theory of projectile motion and statics. The outputs of stochastic models are random variables, and we usually determine their probability distributions, expected values, variances, and relative standard deviations, and the probabilities of some events related to them are also calculated. We primarily recommend our exercises to motivated high school students but first-year university students can also benefit from them.

1 Introduction

Deterministic and stochastic models play equally significant roles in engineering sciences and economy. However, in many countries (for example, in Hungary) a deterministic approach is at the heart of education and thus of student thinking (in particular, at high schools).

The effect of uncontrolled input (noise) on the output of a system can be negligible, but it can also be very important and lead to false conclusions. In deterministic models, we make the simplifying assumption that there is no noise. Whether this simplification causes problems in solving a real-world problem depends on how much uncertainty there is in the system's inputs and parameters, and how sensitive the output is to this uncertainty. If we do not examine this, then we cannot judge the adequacy of the solution resulting from the deterministic model.

2020 Mathematics Subject Classifications: 97K50, 97M50.

Key words and phrases: projectile motion, statics, probability theory.

When solving a problem, a conscious choice must be made between deterministic and stochastic models. Didactically, the applicability of the two approaches is very different. A stochastic approach is usually unavoidable when analyzing problems in engineering sciences, economy and financial mathematics. The emphasis is on seeing the difference in the output (solution of the problem under study) for deterministic and random inputs. Studying the stochastic approach is important for understanding the phenomena and processes of everyday life. For example, we constantly evaluate risks and act according to our individual risk tolerance. A person who is not familiar with the concept of risk does not understand what to expect from an investment and is unable to deal with situations that do not correspond to his or her preconception.

There is a long tradition of the illustration of the basic ideas and calculations of probability theory in teaching using gambling games. For example, we can mention the book of Schoenberg [7] in which both standard and advanced probability topics are illustrated using the popular poker game of Texas Hold'em, rather than the typical balls in urns. Johnson [3] has chosen the gambling game of Craps for such purposes.

In this article, we present a method for incorporating a stochastic point of view into physics exercises of mathematics education. The core of the method is the randomization of some inputs, the system model used does not differ from what we would use in the deterministic approach. In our exercises, the distribution of random inputs, in most of the cases, is a uniform distribution. This does not weaken the pedagogical goal, since using inputs with more complicated distributions would not make a difference in principle, it would only make the calculations more difficult. Of course, in real life problems, more general distributions such as exponential, normal or Pareto distributions could come into play. The outputs of stochastic models are random variables, and even if the inputs are uniformly distributed, the outputs are usually not uniformly distributed. We note that in Exercise 2.4 an absolutely continuous random variable with a given density function also appears for the ratio of the rebound and landing speeds when a tennis ball is dropped on concrete from a given distance. In the exercises, we usually determine the probability distributions, expected values, variances, and relative standard deviations of the outputs, and the probabilities of some events related to them are also calculated using the basic tools of probability theory.

We demonstrate our method of randomization of some inputs by considering exercises from the theory of projectile motion and statics. According to our knowledge, this stochastic viewpoint is not widespread for problems in projectile motion, and basically is not present at high schools and at physics competitions. Nonetheless, we can mention the research paper of Montecinos et al. [5] where an application of the maximum entropy inference to the problem of a two-dimensional projectile motion was investigated. Namely, given information about the average horizontal range over many realizations, they studied the problem of inferring the initial conditions, i.e., the initial angle and speed. In statics one can find several stochastic models. Here we only mention a recent paper of Cortés et al. [1] who carried out a probabilistic analysis of the deflection of a cantilever beam subjected to random loads via density functions.

Our reason for choosing the topics of projectile motion and statics for demonstrating our

method is the fact that the physics behind these two topics is relatively easy to understand, and we would like to recommend our exercises to motivated high school students. Students learn the physics of projectile motion as early as the first years of high school. However, first-year university students can also benefit from getting acquainted with these exercises. Students may be asked to create similar exercises, for other fields of physics as well.

In Appendices A and B, we collected some of the basics of probability theory and mechanics that are needed to solve the problems, respectively. Most of the content of Appendix A on the required knowledge of probability theory is covered by the syllabus of high school students specialized in mathematics, except maybe the law of total expectation. Nonetheless, we remark that the law of total expectation is used only in the solution of part (ii) of Exercise 2.1 where an alternative solution using the method of geometric probability is also presented. The content of Appendix B on some knowledge of mechanics is essentially contained in the syllabus of high school students, and hence this appendix is not so detailed.

We take great care to demonstrate the use of the tools from probability theory, and hence we provide detailed solutions to the exercises. Our stochastic perspective can help the students recognize the fact that many phenomena in our daily lives have a random nature, and therefore it can be useful to get in touch with stochastic thinking and tools in order to be able to understand these phenomena much better.

The paper is structured as follows. Sections 2 and 3 are devoted to exercises for projectile motion and statics, respectively. In Sections 2 and 3, we present five and three exercises, respectively. We close the paper with Appendices A and B, where, without being exhaustive, we recall some of the notations, conventions, concepts and results of probability theory and mechanics that are used in solving the exercises.

Next, we briefly summarize what kind of tools in probability theory we use in the exercises of Sections 2 and 3. In Exercise 2.1, among others, we use the notions of expectation, variance and relative standard deviation of an absolutely continuous random variable, and we calculate the probability of an event by two methods, namely, by the method of geometric probability and by the law of total expectation, respectively. In part (iii) of Exercise 2.1, we calculate a conditional probability as well. In Exercise 2.2, we use the notions of expectation, variance and relative standard deviation of a discrete random variable, and the additivity property of probability. In Exercise 2.3, among others, the notion of the distribution of discrete and absolute continuous random variables and the notions of expectations, variances and relative standard deviations of such random variables come into play. In Exercise 2.4, we use the fact that a probability that an absolutely continuous random variable falls in a given interval can be calculated using the density function of the random variable in question, and we provide an application of Bayes' theorem as well. In Exercise 2.5, we calculate the expected value of the relative error in some problems for free fall (i.e., for a motion of a body, where the gravity of Earth is the only force acting upon it) if instead of the precise value of the gravity of Earth we use an approximating random value for it. In this exercise, the notion of the expected value of an absolutely continuous random variable is used. In Exercises 3.2 and 3.3, 2-dimensional

random variables and their expectation vectors play important roles.

The set of positive integers and real numbers is denoted by \mathbb{N} and \mathbb{R} , respectively. For a 2-dimensional vector $(x, y) \in \mathbb{R}^2$, its Euclidean length is defined by $\|(x, y)\| := \sqrt{x^2 + y^2}$. The coordinates of a vector \mathbf{v} in the (x, y) -plane are denoted by v_x and v_y , respectively, i.e., $\mathbf{v} = (v_x, v_y)$. In the solutions, the number of significant digits is chosen to be 4 (for example, instead of 21.285, we write 21.29, or instead of 0.023456, we write 0.02346). All of the physical quantities are expressed in SI units, so we do not display the units in calculations. In the calculations, the magnitude of the gravitational acceleration near the Earth's surface is assumed to be $g = 9.81 \frac{\text{m}}{\text{s}^2}$.

2 A stochastic approach in projectile motion

In this section, we demonstrate our method for incorporating a stochastic point of view into physics exercises of mathematics education by presenting exercises for projectile motion. In these ones, some of the initial values, namely, the initial height and/or velocity of a launched ball, are chosen randomly to make the problems more realistic. We usually choose a uniform distribution, but in Exercise 2.4 an absolutely continuous random variable with a given density function also comes into play for the ratio of the rebound and landing speeds when a tennis ball is dropped on concrete from a given distance. In all of the exercises, we suppose that the air resistance is negligible. Altogether, we present five problems in this section.

2.1 Exercise. Let us consider a cylindrical-shape forest lookout with a radius of 10 meters and a height of 50 meters, which stands on horizontal ground. From the bottom of the forest lookout, Thomas goes up the spiral staircase. Thomas stops at a height h chosen according to a uniform distribution on the interval $[0 \text{ m}, 50 \text{ m}]$, and from the edge of the forest lookout he launches a ball with velocity v of which the magnitude is uniformly distributed on the interval $[5 \frac{\text{m}}{\text{s}}, 15 \frac{\text{m}}{\text{s}}]$, and its direction is perpendicular to the wall of the forest lookout. We suppose that h and v are independent.

- (i) What is the expected value, variance and relative standard deviation of the distance of which the ball hits the ground from the wall of the forest lookout?
- (ii) Suppose that the forest lookout is surrounded by an annulus-shape fence to which the top is horizontal. The two walls of the fence (inner and outer circles) are 10 meters and 10.5 meters from the wall of the forest lookout, respectively. The height of the fence is 2 meters. On Figure 1, the plane section determined by the direction of the shot is shown, and only the part of the fence in the direction of the shot is plotted. What is the probability that the ball first hits one of the line segments BC and CD (see Figure 1), that is, the ball first hits the fence?
- (iii) Suppose that the forest lookout is surrounded by the same annulus-shape fence described in part (ii). Further, suppose that the ball first hits the line segment AB (that is, the

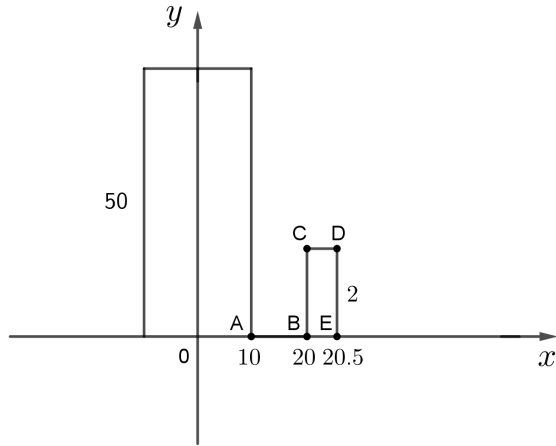


Figure 1

ball first hits the ground in front of the fence but misses it). What is the probability that Thomas launched the ball from lower than 10 meters?

Solution. It is known that if we launch a ball horizontally at height h with velocity v , then the total (horizontal) distance of the whole journey before the ball hits the ground is $d := \sqrt{\frac{2h}{g}} \cdot v$. Further, if the ball takes a distance x horizontally, then it takes a vertical distance $\frac{g}{2v^2} \cdot x^2$, see Figure 2 as well:

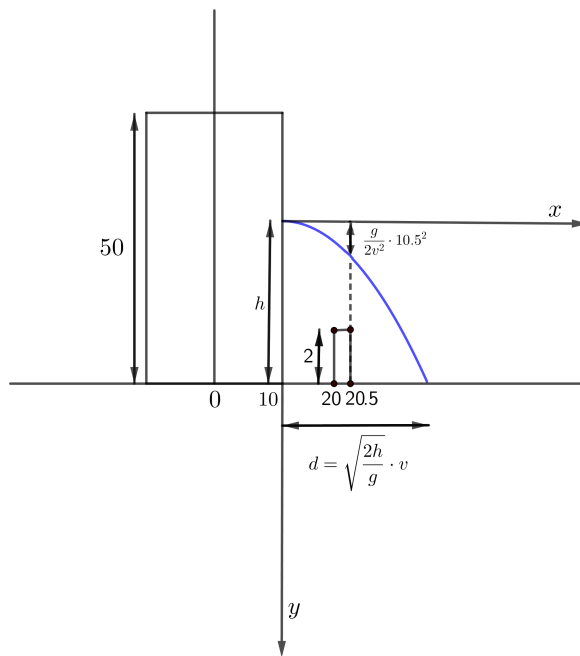


Figure 2

By our assumptions, h is a uniformly distributed random variable on the interval $[0, 50]$, v

is a uniformly distributed random variable on the interval $[5, 15]$, and furthermore, h and v are independent.

(i). Then \sqrt{h} and v are also independent, hence, using the homogeneity of expectation (see (A.2)), we get that

$$\begin{aligned}\mathbb{E}(d) &= \mathbb{E}\left(\sqrt{\frac{2h}{g}} \cdot v\right) = \sqrt{\frac{2}{g}} \mathbb{E}(\sqrt{h}) \cdot \mathbb{E}(v) = \sqrt{\frac{2}{g}} \int_0^{50} \sqrt{p} \cdot \frac{1}{50} dp \cdot \int_5^{15} r \cdot \frac{1}{10} dr \\ &= \sqrt{\frac{2}{g}} \cdot \frac{1}{50} \cdot \frac{2 \cdot 50^{3/2}}{3} \cdot \frac{1}{10} \cdot \frac{15^2 - 5^2}{2} = \frac{200}{3\sqrt{g}} \approx 21.29.\end{aligned}$$

Now, we turn to calculate the variance and standard deviation of d . Using that h and v^2 are independent, we obtain that

$$\begin{aligned}\mathbb{E}(d^2) &= \mathbb{E}\left(\left(\sqrt{\frac{2h}{g}} \cdot v\right)^2\right) = \mathbb{E}\left(\frac{2h}{g} \cdot v^2\right) = \frac{2}{g} \mathbb{E}(h) \cdot \mathbb{E}(v^2) = \frac{2}{g} \int_0^{50} p \cdot \frac{1}{50} dp \cdot \int_5^{15} r^2 \cdot \frac{1}{10} dr \\ &= \frac{2}{g} \cdot \frac{1}{50} \cdot \frac{2500}{2} \cdot \frac{1}{10} \cdot \frac{3375 - 125}{3} = \frac{16250}{3g}.\end{aligned}$$

Consequently, the variance of d takes the form

$$\mathbb{D}^2(d) = \mathbb{E}(d^2) - (\mathbb{E}(d))^2 = \frac{16250}{3g} - \frac{40000}{9g} = \frac{8750}{9g} \approx 99.11,$$

and hence the standard deviation of d is

$$\mathbb{D}(d) = \frac{25\sqrt{14}}{3\sqrt{g}} \approx 9.955.$$

This implies that the relative standard deviation of d is

$$\text{RSD}(d) = \frac{\frac{25\sqrt{14}}{3\sqrt{g}}}{\frac{200}{3\sqrt{g}}} = \frac{\sqrt{14}}{8} \approx 0.4677.$$

(ii). Let us introduce the events R and S :

$$R := \left\{ \text{the ball's (first) point of impact is in the line segment } AB \right\} = \left\{ d < 10 \right\},$$

$$S := \left\{ \text{the ball's (first) point of impact is to the right of the point } E \right\}$$

$$= \left\{ \frac{g}{2v^2} \cdot 10.5^2 < h - 2 \right\}.$$

Then we get that

$$(2.1) \quad \mathbb{P}(\{\text{the ball hits the fence before it hits the ground}\}) = 1 - \mathbb{P}(R) - \mathbb{P}(S).$$

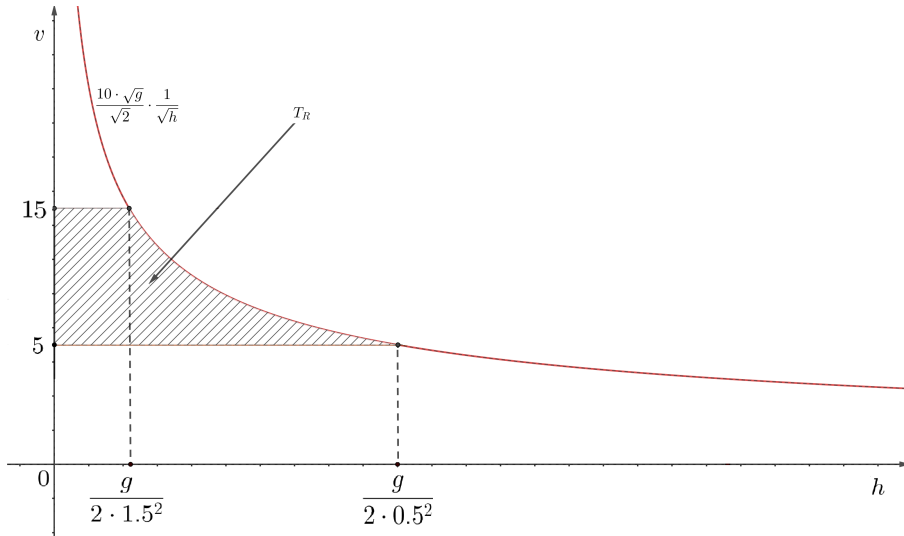


Figure 3

In what follows, we determine the probabilities $\mathbb{P}(R)$ and $\mathbb{P}(S)$ using two different methods: the method of geometric probabilities (Method 1) and the law of total expectation (Method 2).

Method 1 (geometric probabilities): By Figure 3 and the method of geometric probabilities we obtain that

$$\begin{aligned} \mathbb{P}(R) &= \mathbb{P}(d < 10) = \mathbb{P}\left(\sqrt{\frac{2h}{g}} \cdot v < 10\right) = \mathbb{P}\left(v < \frac{10\sqrt{g}}{\sqrt{2}} \cdot \frac{1}{\sqrt{h}}\right) \\ &= \frac{T_R}{50(15 - 5)} = \frac{T_R}{500}, \end{aligned}$$

where 500 is the area of the rectangle $[0, 50] \times [5, 15]$ ("total" area), and the "probable" area T_R can be calculated as follows. First, we determine the points at which the function $(0, \infty) \ni h \mapsto \frac{10\sqrt{g}}{\sqrt{2}} \cdot \frac{1}{\sqrt{h}}$ takes the values 15 and 5, respectively (see Figure 3). By algebraic calculations, we can get that

$$(2.2) \quad \text{the solution of the equation } \frac{10\sqrt{g}}{\sqrt{2}} \cdot \frac{1}{\sqrt{h}} = 15, h > 0, \text{ is } h = \frac{g}{2 \cdot 1.5^2} = 2.18,$$

and

$$(2.3) \quad \text{the solution of the equation } \frac{10\sqrt{g}}{\sqrt{2}} \cdot \frac{1}{\sqrt{h}} = 5, h > 0, \text{ is } h = \frac{g}{2 \cdot 0.5^2} = 19.62.$$

Consequently, by splitting the area T_R into two parts, we have that

$$\begin{aligned} T_R &= \int_0^{\frac{g}{2 \cdot 1.5^2}} (15 - 5) dp + \int_{\frac{g}{2 \cdot 1.5^2}}^{\frac{g}{2 \cdot 0.5^2}} \left(\frac{10\sqrt{g}}{\sqrt{2}} \cdot \frac{1}{\sqrt{p}} - 5\right) dp \\ &= \frac{10g}{2 \cdot 1.5^2} + 10g \left(\frac{1}{0.5} - \frac{1}{1.5}\right) - \frac{5g}{2} \left(\frac{1}{0.5^2} - \frac{1}{1.5^2}\right) = \frac{20g}{3}. \end{aligned}$$

Then

$$\mathbb{P}(R) = \frac{\frac{20g}{3}}{500} = \frac{g}{75} = 0.1308.$$

Similarly, we obtain

$$\begin{aligned} \mathbb{P}(S) &= \mathbb{P}\left(\frac{g}{2v^2} \cdot 10.5^2 < h - 2\right) = \mathbb{P}\left(\frac{g \cdot 10.5^2}{2(h-2)} < v^2, h > 2\right) \\ &= \mathbb{P}\left(v > \frac{10.5\sqrt{g}}{\sqrt{2}} \cdot \frac{1}{\sqrt{h-2}}, h > 2\right) = \frac{T_S}{500}, \end{aligned}$$

where the "probable" area T_S can be calculated as follows. First, we determine the points at which the function $(2, \infty) \ni h \mapsto \frac{10.5\sqrt{g}}{\sqrt{2}} \cdot \frac{1}{\sqrt{h-2}}$ takes the values 15 and 5, respectively (see Figure 4).

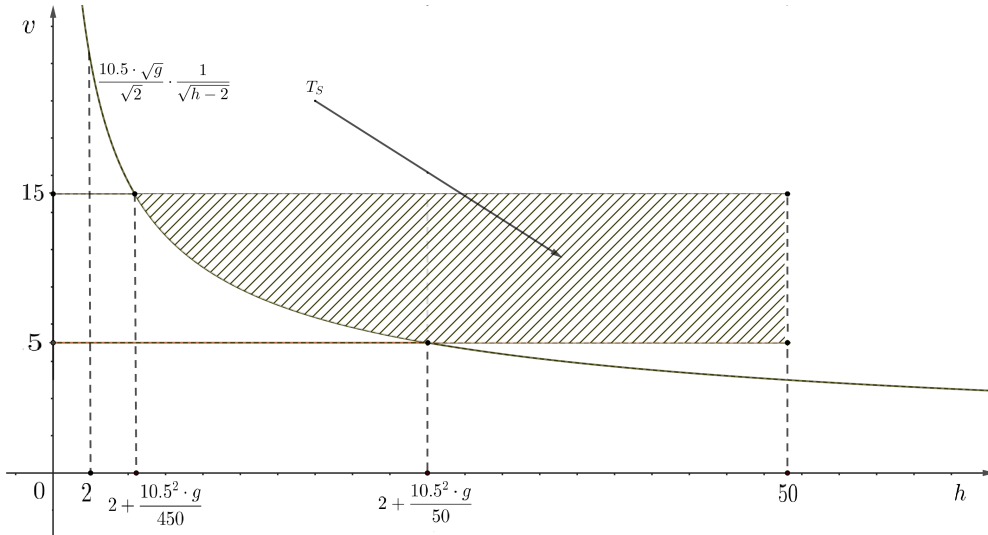


Figure 4

By algebraic calculations, we can get that

the solution of the equation $\frac{10.5\sqrt{g}}{\sqrt{2}} \cdot \frac{1}{\sqrt{h-2}} = 15, h > 2$, is $h = 2 + \frac{10.5^2g}{450} \approx 4.404$,

and

the solution of the equation $\frac{10.5\sqrt{g}}{\sqrt{2}} \cdot \frac{1}{\sqrt{h-2}} = 5, h > 2$, is $h = 2 + \frac{10.5^2g}{50} \approx 23.63$.

Then

$$\begin{aligned} T_S &= \int_{2+\frac{10.5^2g}{450}}^{2+\frac{10.5^2g}{50}} \left(15 - \frac{10.5\sqrt{g}}{\sqrt{2}} \cdot \frac{1}{\sqrt{p-2}}\right) dp + \int_{2+\frac{10.5^2g}{50}}^{50} (15 - 5) dp \\ &= 15 \left(\frac{10.5^2g}{50} - \frac{10.5^2g}{450}\right) - 10.5\sqrt{2g} \left(\frac{10.5\sqrt{g}}{\sqrt{50}} - \frac{10.5\sqrt{g}}{\sqrt{450}}\right) + 10 \left(50 - 2 - \frac{10.5^2g}{50}\right) \\ &= 480 - \frac{10.5^2g}{15}. \end{aligned}$$

Consequently,

$$\mathbb{P}(S) = \frac{480 - \frac{10.5^2 g}{15}}{500} = \frac{48}{50} - \frac{110.25g}{7500} \approx 0.8158.$$

Method 2 (law of total expectation): Since v is uniformly distributed on the interval $[5, 15]$, its density function takes the form

$$f_v(r) = \begin{cases} \frac{1}{10} & \text{if } r \in [5, 15], \\ 0 & \text{otherwise.} \end{cases}$$

Using the law of total expectation (see (A.4)) and the independence of h and v , we have that

$$\begin{aligned} \mathbb{P}(R) &= \mathbb{P}(d < 10) = \mathbb{P}\left(\sqrt{\frac{2h}{g}} \cdot v < 10\right) = \int_{-\infty}^{\infty} \mathbb{P}\left(\sqrt{\frac{2h}{g}} \cdot r < 10\right) f_v(r) \, dr \\ &= \int_5^{15} \mathbb{P}\left(\sqrt{\frac{2h}{g}} \cdot r < 10\right) \frac{1}{10} \, dr = \frac{1}{10} \int_5^{15} \mathbb{P}\left(h < \frac{100g}{2} \cdot \frac{1}{r^2}\right) \, dr, \end{aligned}$$

where

$$\mathbb{P}\left(h < \frac{100g}{2} \cdot \frac{1}{r^2}\right) = \frac{1}{50} \min\left(50, \frac{50g}{r^2}\right) = \frac{1}{50} \cdot \frac{50g}{r^2} = \frac{g}{r^2}, \quad r \in [5, 15],$$

since $50g/r^2 \leq 50g/25 = 19.62$. Consequently,

$$\mathbb{P}(R) = \frac{1}{10} \int_5^{15} \frac{g}{r^2} \, dr = \frac{g}{10} \left(\frac{1}{5} - \frac{1}{15}\right) = \frac{g}{75} = 0.1308.$$

Similarly, using the law of total expectation (see (A.4)) and the independence of h and v , we have that

$$\begin{aligned} \mathbb{P}(S) &= \mathbb{P}\left(\frac{g}{2v^2} \cdot 10.5^2 < h - 2\right) = \mathbb{P}\left(h > 2 + \frac{g}{2v^2} \cdot 10.5^2\right) \\ &= \frac{1}{10} \int_5^{15} \mathbb{P}\left(h > 2 + \frac{g}{2r^2} \cdot 10.5^2\right) \, dr \\ &= \frac{1}{10} \int_5^{15} \frac{1}{50} \max\left(50 - \left(2 + \frac{g}{2r^2} \cdot 10.5^2\right), 0\right) \, dr, \end{aligned}$$

where $50 - \left(2 + \frac{g}{2r^2} \cdot 10.5^2\right) \geq 0$ for all $r \in [5, 15]$, since it holds if and only if $r^2 \geq 10.5^2 g / 96 \approx 11.27$, which is true since $r \geq 5$. Hence we get that

$$\begin{aligned} \mathbb{P}(S) &= \frac{1}{500} \int_5^{15} \left(48 - \frac{g}{2r^2} \cdot 10.5^2\right) \, dr \\ &= \frac{1}{500} \left(48(15 - 5) + \frac{10.5^2 g}{2} \left(\frac{1}{15} - \frac{1}{5}\right)\right) = \frac{48}{50} - \frac{110.25g}{7500} \approx 0.8158. \end{aligned}$$

Note that we calculated the same value for $\mathbb{P}(S)$ using Methods 1 and 2, as it was expected.

Using the values of $\mathbb{P}(R)$ and $\mathbb{P}(S)$, (2.1) implies that

$$1 - \mathbb{P}(R) - \mathbb{P}(S) = 1 - \frac{g}{75} - \frac{48}{50} + \frac{110.25g}{7500} = \frac{2}{50} + \left(\frac{110.25}{7500} - \frac{1}{75} \right) g \approx 0.05341.$$

(iii). We have to calculate the conditional probability $\mathbb{P}(h < 10 \mid d < 10)$. By part (ii), we have that $\mathbb{P}(d < 10) = \frac{9}{75}$, and hence, by the definition of conditional probability,

$$\mathbb{P}(h < 10 \mid d < 10) = \frac{\mathbb{P}(h < 10, d < 10)}{\mathbb{P}(d < 10)} = \frac{75}{g} \mathbb{P}(h < 10, d < 10).$$

Using Figure 5 and the method of geometric probabilities, we get that

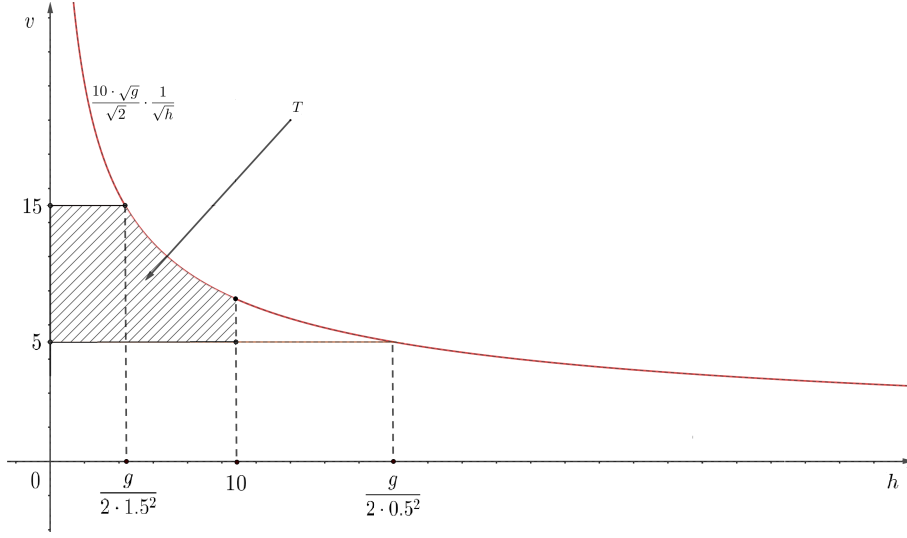


Figure 5

$$\begin{aligned} \mathbb{P}(h < 10, d < 10) &= \mathbb{P}\left(h < 10, \sqrt{\frac{2h}{g}} \cdot v < 10\right) = \mathbb{P}\left(h < 10, v < \frac{10\sqrt{g}}{\sqrt{2}} \cdot \frac{1}{\sqrt{h}}\right) \\ &= \frac{T}{50(15 - 5)} = \frac{T}{500}, \end{aligned}$$

where 500 is the area of the rectangle $[0, 50] \times [5, 15]$ ("total" area), and the "probable" area T can be calculated as follows. Using (2.2) and (2.3), we have that

$$\begin{aligned} T &= \int_0^{\frac{g}{2 \cdot 1.5^2}} (15 - 5) dp + \int_{\frac{g}{2 \cdot 1.5^2}}^{10} \left(\frac{10\sqrt{g}}{\sqrt{2}} \cdot \frac{1}{\sqrt{p}} - 5 \right) dp \\ &= \frac{10g}{2 \cdot 1.5^2} + 10\sqrt{2g} \left(\sqrt{10} - \frac{\sqrt{g}}{1.5\sqrt{2}} \right) - 5 \left(10 - \frac{g}{2 \cdot 1.5^2} \right) \\ &= \frac{10g}{4.5} + 10\sqrt{20g} - \frac{10g}{1.5} - 50 + \frac{5g}{4.5} \\ &= -\frac{15g}{4.5} + 10\sqrt{20g} - 50. \end{aligned}$$

We remark that the probability $\mathbb{P}(h < 10, d < 10)$ could be determined using the law of total expectation as well similarly as in the solution of part (ii) (by Method 2), but we will leave it for now.

All in all, we get that

$$\mathbb{P}(h < 10 | d < 10) = \frac{75}{500} \left(-\frac{15}{4.5} + \frac{10\sqrt{20}}{\sqrt{g}} - \frac{50}{g} \right) \approx 0.8772.$$

□

We note that students may formulate and solve a natural counterpart of Exercise 2.1 by choosing the height (where Thomas stops) according to a (discrete) uniform distribution, for example, on the finite set $\{1 \text{ m}, 2 \text{ m}, \dots, 49 \text{ m}, 50 \text{ m}\}$. Of course, one could also consider other discrete or absolutely continuous distributions with range in $[0, 50]$. For example, the discrete distribution on the set $\{10 \text{ m}, 20 \text{ m}, 30 \text{ m}, 40 \text{ m}, 50 \text{ m}\}$ with corresponding probabilities $\frac{40}{100}, \frac{30}{100}, \frac{20}{100}, \frac{9}{100}, \frac{1}{100}$ would may suggest that Thomas has a fear of heights.

2.2 Exercise. Let us consider a rectangular cuboid-shape building with a height of 50 meters, standing on horizontal ground. From the bottom of the building, Anne takes the elevator up. Anne stops at a height h chosen according to a uniform distribution on the interval $[0 \text{ m}, 50 \text{ m}]$, and from the edge of the building she throws a ball with velocity v of which the magnitude is $15 \frac{\text{m}}{\text{s}}$ and its direction is perpendicular to the wall of the building. Parallel to Anne's building, there is another rectangular cuboid-shape building, 15 metres away, its height is 50 meters. If the thrown ball reaches the opposite house, then it bounces back elastically from its wall, and if the rebounded ball also reaches the wall of Anne's house, then it rebounds (elastically) from it as well, and so on.

- (i) What is the distribution of the number of times the ball rebounds before it hits the ground?
- (ii) What is the expectation, variance and relative standard deviation of the number of times the ball rebounds before it hits the ground?
- (iii) What is the probability that the ball hits the ground closer to Anne's building?

Solution. (i). It is known that if we launch a ball horizontally at height h with velocity v , then the total (horizontal) distance of the whole journey before the ball hits the ground is $d := \sqrt{\frac{2h}{g}} \cdot v$.

Since we assumed that the rebounds (collisions) are elastic, the trajectory after the first collision (provided that such a collision occurs) is the reflection of the imaginary continuation of the trajectory before the first collision after the colliding surface (wall) on the colliding surface. Similarly, the trajectory after the second collision (provided that such a collision occurs) is the reflection of the imaginary continuation of the trajectory after the first collision after the second colliding surface on the (second) colliding surface. This train of thought can

be continued in a similar way for all of the collisions that occur. Consequently, it is enough to consider a single projectile motion, launched at height h with horizontal velocity v .

Let the random variable ξ denote the number of times the ball rebounds before it hits the ground.

For all nonnegative integer k , we have that

$$\{\xi = k\} = \left\{ \begin{array}{l} \text{the distance } d \text{ traveled horizontally by the ball before it hits the ground} \\ \text{is in } [15k, 15(k+1)) \end{array} \right\}.$$

Since the maximum value of d is $\sqrt{\frac{2 \cdot 50}{g}} \cdot 15 \approx 47.89$, the ball can rebound maximum three times. Hence the range of ξ is $\{0, 1, 2, 3\}$, and, using that h is a uniformly distributed random variable on the interval $[0, 50]$, we get that

$$\mathbb{P}(\xi = 0) = \mathbb{P}(d < 15) = \mathbb{P}\left(\sqrt{\frac{2h}{g}} \cdot 15 < 15\right) = \mathbb{P}(h < g/2) = \frac{g/2}{50} = \frac{g}{100},$$

$$\mathbb{P}(\xi = 1) = \mathbb{P}(15 \leq d < 30) = \mathbb{P}\left(15 \leq \sqrt{\frac{2h}{g}} \cdot 15 < 30\right) = \mathbb{P}\left(\frac{g}{2} \leq h < \frac{4g}{2}\right) = \frac{3g}{100},$$

$$\mathbb{P}(\xi = 2) = \mathbb{P}(30 \leq d < 45) = \mathbb{P}\left(30 \leq \sqrt{\frac{2h}{g}} \cdot 15 < 45\right) = \mathbb{P}\left(\frac{4g}{2} \leq h < \frac{9g}{2}\right) = \frac{5g}{100},$$

$$\begin{aligned} \mathbb{P}(\xi = 3) &= \mathbb{P}(45 \leq d < 65) = 1 - \mathbb{P}(d < 45) = 1 - (\mathbb{P}(\xi = 0) + \mathbb{P}(\xi = 1) + \mathbb{P}(\xi = 2)) \\ &= 1 - \frac{9g}{100}. \end{aligned}$$

(ii). The expected value of ξ takes the form

$$\begin{aligned} \mathbb{E}(\xi) &= \sum_{k=0}^3 k \mathbb{P}(\xi = k) = 1 \cdot \frac{3g}{100} + 2 \cdot \frac{5g}{100} + 3 \cdot \frac{100 - 9g}{100} = \frac{3g + 10g + 300 - 27g}{100} \\ &= \frac{300 - 14g}{100} \approx 1.627. \end{aligned}$$

Now, we turn to calculate the variance and standard deviation of ξ . We have that

$$\begin{aligned} \mathbb{E}(\xi^2) &= \sum_{k=0}^3 k^2 \mathbb{P}(\xi = k) = 1 \cdot \frac{3g}{100} + 4 \cdot \frac{5g}{100} + 9 \cdot \frac{100 - 9g}{100} = \frac{3g + 20g + 900 - 81g}{100} \\ &= \frac{900 - 58g}{100} \approx 3.3102. \end{aligned}$$

Consequently, the variance of ξ takes the form

$$\mathbb{D}^2(\xi) = \mathbb{E}(\xi^2) - (\mathbb{E}(\xi))^2 = \frac{900 - 58g}{100} - \left(\frac{300 - 14g}{100}\right)^2 = \frac{2600g - 196g}{10000} \approx 0.6644,$$

and hence the standard deviation of ξ is

$$\mathbb{D}(\xi) = \sqrt{\frac{2600g - 196g^2}{10000}} = \frac{\sqrt{650g - 49g^2}}{50} \approx 0.8151.$$

This implies that the relative standard deviation of ξ is

$$\text{RSD}(\xi) = \frac{\frac{\sqrt{650g - 49g^2}}{50}}{\frac{300 - 14g}{100}} = \frac{\sqrt{650g - 49g^2}}{150 - 7g} \approx 0.5011.$$

(iii). Let A be the event that the ball hits the ground closer to Anne's building. Using the additivity of probability and that the maximum value of d is $\sqrt{\frac{2 \cdot 50}{g}} \cdot 15 \approx 47.89$ (see part (i)), we get that

$$\begin{aligned} \mathbb{P}(A) &= \sum_{k=0}^3 \mathbb{P}(A, \xi = k) \\ &= \mathbb{P}(d < 7.5) + \mathbb{P}(15 + 7.5 \leq d < 15 + 15) + \mathbb{P}(30 \leq d \leq 30 + 7.5) \\ &\quad + \mathbb{P}(45 + 7.5 \leq d < 45 + 15) \\ &= \mathbb{P}(d < 7.5) + \mathbb{P}(22.5 \leq d < 37.5) + 0 \\ &= \mathbb{P}\left(\sqrt{\frac{2h}{g}} \cdot 15 < 7.5\right) + \mathbb{P}\left(22.5 \leq \sqrt{\frac{2h}{g}} \cdot 15 < 37.5\right) \\ &= \mathbb{P}\left(h \leq \frac{g}{8}\right) + \mathbb{P}\left(\frac{9g}{8} \leq h < \frac{25g}{8}\right) = \frac{1}{50} \left(\frac{g}{8} + \frac{(25-9)g}{8}\right) = \frac{17g}{400} \approx 0.4169. \end{aligned}$$

□

Part (i) of the next Exercise 2.3 is a randomized version of Exercise 2 for 4-th grade high school students at the Ágoston Budó Physics Competition (1980) (see [6]) in the sense that we randomly choose the height from which we drop the ball. Parts (ii), (iii) and (iv) of Exercise 2.3 contain new probabilistic-type questions to the same phenomena.

2.3 Exercise. From a height chosen uniformly distributed between 0 and 1 meters, we drop a ball on the table. We assume that the ball loses 5% of its velocity by each collision with the table.

- (i) What is the density function, expectation, variance and relative standard deviation of the total time (in seconds) that elapses before the ball stops moving?
- (ii) What is the density function, expectation, variance and relative standard deviation of the total distance (in meters) that the ball travels during its motion?

- (iii) What is the probability that the ball ends its movement earlier than an identical ball dropped on the table from a height of 0.5 meters? Calculate the same probability if 0.5 meters is replaced by $\frac{4}{9}$ meters! What could be the reason for choosing $\frac{4}{9}$ meters in the previous task?
- (iv) Let ξ denote a random variable that counts the number of times the ball is at a height of 0.1 meter during its movement. Let us determine the distribution and expectation of ξ !

Solution. Let h_0 denote the number of metres from which the ball is dropped. Then h_0 is uniformly distributed on the interval $[0, 1]$. Let us introduce the following notations: for each nonnegative integer n , let $v_{n+1} := 0.95 v_n$, where v_0 is the velocity of a ball dropped from a height of h_0 when it hits the ground. The movement that takes place (bouncing) is an infinite sequence of consecutive free falls and vertical upward projectile motions. A ball dropped from a height of h_0 takes time $t_0 := \sqrt{\frac{2h_0}{g}}$ to hit the ground, and then its velocity is $v_0 = gt_0 = \sqrt{2gh_0}$.

By the assumption, the initial velocity of the vertical upward projectile motion after the first bounce is $v_1 = 0.95 v_0$. It is known that the time to reach the maximum height is $t_1 := \frac{v_1}{g}$ and the maximum height of the projectile motion in question is $\frac{v_1^2}{2g}$. The new (second) fall time is $t'_1 := t_1$, since there is no energy loss, and the velocity at the (second) landing is $\sqrt{2g\frac{v_1^2}{2g}} = v_1$ (that is, it is equal to the initial velocity of the vertical upward projectile motion after the first rebound).

Similarly, for the vertical upward projectile motion after the second rebound, by the assumption, we have that its initial velocity is $v_2 = 0.95 v_1 = 0.95^2 v_0$, the time to reach its maximum height is $t_2 := \frac{v_2}{g}$, its maximum height is $\frac{v_2^2}{2g}$, and its fall time is $t'_2 := t_2$, since there is no energy loss.

By induction, for the vertical upward projectile motion after the n^{th} rebound, by the assumption, we have that its initial velocity is $v_n = 0.95^n v_0$, the time to reach its maximum height is $t_n := \frac{v_n}{g} = \frac{0.95^n v_0}{g}$, its maximum height is $\frac{v_n^2}{2g}$, and its fall time is $t'_n := t_n$, since there is no energy loss.

Consequently, the total time that elapses before the ball stops moving is

$$t := t_0 + t_1 + t'_1 + t_2 + t'_2 + \cdots = t_0 + \sum_{n=1}^{\infty} (t_n + t'_n) = t_0 + 2 \sum_{n=1}^{\infty} t_n,$$

and the total distance that the ball travels during its motion is

$$s := h_0 + 2\frac{v_1^2}{2g} + 2\frac{v_2^2}{2g} + \cdots = h_0 + \frac{1}{g} \sum_{n=1}^{\infty} v_n^2.$$

Using these two formulas, we get that

$$\begin{aligned} t &= \sqrt{\frac{2h_0}{g}} + 2 \sum_{n=1}^{\infty} \frac{0.95^n v_0}{g} = \sqrt{\frac{2h_0}{g}} + \frac{2}{g} \sqrt{2gh_0} \sum_{n=1}^{\infty} 0.95^n = \sqrt{\frac{2h_0}{g}} + 2\sqrt{\frac{2h_0}{g}} \frac{0.95}{1-0.95} \\ &= 39\sqrt{\frac{2}{g}} \sqrt{h_0}, \end{aligned}$$

and

$$s = h_0 + \frac{1}{g} \sum_{n=1}^{\infty} (0.95^n v_0)^2 = h_0 + \frac{v_0^2}{g} \sum_{n=1}^{\infty} 0.95^{2n} = h_0 + 2h_0 \frac{0.95^2}{1-0.95^2} = \frac{761}{39} h_0.$$

(i). First, we determine the cumulative distribution function of t . If $x \leq 0$, then $\mathbb{P}(t < x) = 0$; if $x \geq 39\sqrt{\frac{2}{g}}$, then $\mathbb{P}(t < x) = 1$; and if $x \in \left(0, 39\sqrt{\frac{2}{g}}\right)$, then we have that

$$\mathbb{P}(t < x) = \mathbb{P}\left(39\sqrt{\frac{2}{g}} \sqrt{h_0} < x\right) = \mathbb{P}\left(h_0 < \frac{g}{3042} x^2\right) = \frac{g}{3042} x^2.$$

Consequently, the cumulative distribution function $F_t : \mathbb{R} \rightarrow [0, 1]$ of t takes the form

$$F_t(x) = \begin{cases} 0 & \text{if } x \leq 0, \\ \frac{g}{3042} x^2 & \text{if } x \in \left(0, 39\sqrt{\frac{2}{g}}\right), \\ 1 & \text{if } x \geq 39\sqrt{\frac{2}{g}}. \end{cases}$$

This implies that the density function $f_t : \mathbb{R} \rightarrow [0, \infty)$ of t takes the form

$$f_t(x) = \begin{cases} \frac{g}{1521} x & \text{if } x \in \left(0, 39\sqrt{\frac{2}{g}}\right), \\ 0 & \text{otherwise.} \end{cases}$$

The expected value of the total time t that elapses before the ball stops moving is

$$\mathbb{E}(t) = 39\sqrt{\frac{2}{g}} \mathbb{E}(\sqrt{h_0}) = 39\sqrt{\frac{2}{g}} \int_0^1 \sqrt{x} dx = 39\sqrt{\frac{2}{g}} \cdot \frac{2}{3} \approx 11.74.$$

Alternatively, we can also calculate the expected value of t using its density function f_t as follows:

$$\mathbb{E}(t) = \int_0^{39\sqrt{\frac{2}{g}}} x \cdot \frac{g}{1521} x dx = \frac{g}{1521} \cdot \frac{\left(39\sqrt{\frac{2}{g}}\right)^3}{3} = 39\sqrt{\frac{2}{g}} \cdot \frac{2}{3}.$$

We call the attention to the fact that $\mathbb{E}(t)$ is not equal to the total time that elapses before a ball dropped from a height of 0.5 meters stops moving $\left(39\sqrt{\frac{2}{g}} \sqrt{0.5} \approx 12.45\right)$, but it is equal to the total time that elapses before a ball dropped from a height of $\frac{4}{9}$ stops moving.

Now, we turn to calculate the variance and standard deviation of t . We have that

$$\mathbb{E}(t^2) = 39^2 \cdot \frac{2}{g} \mathbb{E}(h_0) = 39^2 \cdot \frac{2}{g} \cdot \frac{1}{2} = \frac{39^2}{g},$$

and hence the variance and standard deviation of t take the following forms

$$\mathbb{D}^2(t) = \frac{39^2}{g} - 39^2 \cdot \frac{2}{g} \cdot \frac{4}{9} = \frac{39^2}{9g} \approx 17.23,$$

and

$$\mathbb{D}(t) = \sqrt{\frac{39^2}{9g}}.$$

This implies that the relative standard deviation of t is

$$\text{RSD}(t) = \frac{\frac{39}{3\sqrt{g}}}{39\sqrt{\frac{2}{g} \cdot \frac{2}{3}}} = \frac{1}{2\sqrt{2}} \approx 0.3536.$$

(ii). Since $s = \frac{761}{39}h_0$ and h_0 is uniformly distributed on the interval $[0, 1]$, we get that s is uniformly distributed on the interval $[0, \frac{761}{39}]$, and its density function $f_s : \mathbb{R} \rightarrow [0, \infty)$ takes the form

$$f_s(x) = \begin{cases} \frac{39}{761} & \text{if } x \in [0, \frac{761}{39}], \\ 0 & \text{otherwise.} \end{cases}$$

The expected value of the total distance s that the ball travels during its motion is

$$\mathbb{E}(s) = \frac{761}{39} \mathbb{E}(h_0) = \frac{761}{39} \cdot \frac{1}{2} = \frac{761}{78} \approx 9.756.$$

Note that $\mathbb{E}(s)$ is equal to the total distance that a ball dropped from a height of 0.5 meters travels during its motion.

Now, we turn to calculate the variance and standard deviation of s . We have that

$$\mathbb{E}(s^2) = \int_0^{\frac{761}{39}} x^2 \cdot \frac{39}{761} dx = \frac{39}{761} \cdot \frac{1}{3} \left(\frac{761}{39}\right)^3 = \frac{1}{3} \left(\frac{761}{39}\right)^2,$$

and hence the variance and standard deviation of s take the following forms

$$\mathbb{D}^2(s) = \frac{1}{3} \left(\frac{761}{39}\right)^2 - \left(\frac{761}{78}\right)^2 = \frac{1}{12} \left(\frac{761}{39}\right)^2 \approx 31.73,$$

and

$$\mathbb{D}(s) = \sqrt{\frac{1}{12} \left(\frac{761}{39}\right)^2} = \frac{761}{78\sqrt{3}}.$$

This implies that the relative standard deviation of s is

$$\text{RSD}(s) = \frac{\frac{761}{78\sqrt{3}}}{\frac{761}{78}} = \frac{1}{\sqrt{3}} \approx 0.5774.$$

Since the relative standard deviation of s is greater than that of t , roughly speaking, one can say that the level of dispersion of the values of s around its mean $\mathbb{E}(s)$ is greater than that of the values of t around its mean $\mathbb{E}(t)$.

(iii). Then we have that

$$\mathbb{P}\left(39\sqrt{\frac{2}{g}}\sqrt{h_0} < 39\sqrt{\frac{2}{g}}\sqrt{0.5}\right) = \mathbb{P}(\sqrt{h_0} < \sqrt{0.5}) = \mathbb{P}(h_0 < 0.5) = \frac{1}{2},$$

and

$$\mathbb{P}\left(39\sqrt{\frac{2}{g}}\sqrt{h_0} < 39\sqrt{\frac{2}{g}}\sqrt{\frac{4}{9}}\right) = \mathbb{P}\left(\sqrt{h_0} < \sqrt{\frac{4}{9}}\right) = \mathbb{P}\left(h_0 < \frac{4}{9}\right) = \frac{4}{9} \approx 0.4444.$$

The reason for choosing $\frac{4}{9}$ is that, in the solution of parts (i) and (ii), we have seen that the expectation of the total time that elapses before the ball stops moving is equal to the total time that elapses before a ball dropped from a height of $\frac{4}{9}$ stops moving, that is, $\mathbb{E}\left(39\sqrt{\frac{2}{g}}\sqrt{h_0}\right) = 39\sqrt{\frac{2}{g}}\sqrt{\frac{4}{9}}$. This also provides an example for the fact that given two random variables η and ζ , it can happen that their expected values are equal, i.e., $\mathbb{E}(\eta) = \mathbb{E}(\zeta)$, but $\mathbb{P}(\eta < \zeta) \neq \frac{1}{2}$.

(iv). The range of the random variable ξ is $\{0, 1, 2, \dots\}$, but we will check that ξ takes every positive even number with probability 0, and it will also turn out that there exists a natural number n_0 such that the probability that ξ takes a value greater than n_0 is 0.

Using the calculations before parts (i) and (ii), we have that $\mathbb{P}(\xi = 0) = \mathbb{P}(h_0 < 0.1) = 0.1$, furthermore,

$$\begin{aligned} \mathbb{P}(\xi = 1) &= \mathbb{P}\left(h_0 \geq 0.1, \frac{v_1^2}{2g} < 0.1\right) = \mathbb{P}\left(h_0 \geq 0.1, \frac{(0.95v_0)^2}{2g} < 0.1\right) \\ &= \mathbb{P}\left(h_0 \geq 0.1, \frac{0.95^2 \cdot 2gh_0}{2g} < 0.1\right) = \mathbb{P}\left(0.1 \leq h_0 < \frac{0.1}{0.95^2}\right) \\ &= \frac{0.1}{0.95^2} - 0.1 \approx 0.01080, \end{aligned}$$

and, since h_0 is has an absolutely continuous distribution,

$$\mathbb{P}(\xi = 2) = \mathbb{P}\left(h_0 \geq 0.1, \frac{v_1^2}{2g} = 0.1\right) = \mathbb{P}\left(h_0 > 0.1, h_0 = \frac{0.1}{0.95^2}\right) = 0.$$

Similarly,

$$\begin{aligned}
\mathbb{P}(\xi = 3) &= \mathbb{P}\left(h_0 > 0.1, \frac{v_1^2}{2g} > 0.1, \frac{v_2^2}{2g} < 0.1\right) = \mathbb{P}\left(h_0 > 0.1, h_0 > \frac{0.1}{0.95^2}, \frac{(0.95^2 v_0)^2}{2g} < 0.1\right) \\
&= \mathbb{P}\left(h_0 > 0.1, h_0 > \frac{0.1}{0.95^2}, \frac{0.95^4 \cdot 2gh_0}{2g} < 0.1\right) \\
&= \mathbb{P}\left(\frac{0.1}{0.95^2} < h_0 < \frac{0.1}{0.95^4}\right) = \frac{0.1}{0.95^2} \cdot \frac{1 - 0.95^2}{0.95^2}.
\end{aligned}$$

One can also see that

$$\mathbb{P}(\xi = 3) = \frac{\mathbb{P}(\xi = 1)}{0.95^2} > \mathbb{P}(\xi = 1).$$

In what follows, let $k \in \{1, 2, \dots\}$. Since h_0 is absolutely continuous, we obtain that $\mathbb{P}(\xi = 2k) = 0$, and

$$\begin{aligned}
\mathbb{P}(\xi = 2k + 1) &= \mathbb{P}\left(\{h_0 > 0.1\} \cap \bigcap_{j=1}^k \left\{\frac{v_j^2}{2g} > 0.1\right\} \cap \left\{\frac{v_{k+1}^2}{2g} < 0.1\right\}\right) \\
&= \mathbb{P}\left(\{h_0 > 0.1\} \cap \bigcap_{j=1}^k \left\{\frac{(0.95^j \cdot v_0)^2}{2g} > 0.1\right\} \cap \left\{\frac{(0.95^{k+1} \cdot v_0)^2}{2g} < 0.1\right\}\right) \\
&= \mathbb{P}\left(\{h_0 > 0.1\} \cap \bigcap_{j=1}^k \left\{\frac{0.95^{2j} \cdot 2gh_0}{2g} > 0.1\right\} \cap \left\{\frac{0.95^{2(k+1)} \cdot 2gh_0}{2g} < 0.1\right\}\right) \\
&= \mathbb{P}\left(\frac{0.1}{0.95^{2k}} < h_0 < \frac{0.1}{0.95^{2(k+1)}}\right) \\
&= \begin{cases} \frac{0.1}{0.95^{2k}} \left(\frac{1}{0.95^2} - 1\right) & \text{if } \frac{0.1}{0.95^{2(k+1)}} < 1, \\ 1 - \frac{0.1}{0.95^{2k}} & \text{if } \frac{0.1}{0.95^{2k}} < 1 < \frac{0.1}{0.95^{2(k+1)}}, \\ 0 & \text{if } \frac{0.1}{0.95^{2k}} > 1. \end{cases}
\end{aligned}$$

Using that the inequality $\frac{0.1}{0.95^{2(k+1)}} < 1$ holds if and only if

$$\ln(0.1) < 2(k+1)\ln(0.95) \iff \frac{\ln(0.1)}{2\ln(0.95)} - 1 > k \iff k \leq 21,$$

since k is an integer, and that the inequality $\frac{0.1}{0.95^{2k}} < 1$ holds if and only if

$$\frac{\ln(0.1)}{2\ln(0.95)} > k \iff k \leq 22,$$

we get that for each $k \in \{1, 2, \dots\}$,

$$\mathbb{P}(\xi = 2k + 1) = \begin{cases} 0.1 \left(\frac{1}{0.95^2} - 1\right) 0.95^{-2k} & \text{if } k \in \{1, 2, \dots, 21\}, \\ 1 - \frac{0.1}{0.95^{2k}} & \text{if } k = 22, \\ 0 & \text{if } k \geq 23. \end{cases}$$

All in all, the distribution of ξ takes the form

$$\mathbb{P}(\xi = 0) = 0.1,$$

$$\mathbb{P}(\xi = 2k + 1) = 0.1 \left(\frac{1}{0.95^2} - 1 \right) 0.95^{-2k} = 0.95^{-2k} \mathbb{P}(\xi = 1), \quad k \in \{0, 1, 2, \dots, 21\},$$

$$\mathbb{P}(\xi = 45) = 1 - \frac{0.1}{0.95^{44}} \approx 0.04465.$$

One can check that the given values are indeed a probability distribution, since the given values are trivially nonnegative and

$$\begin{aligned} & 0.1 + \sum_{k=0}^{21} 0.1 \left(\frac{1}{0.95^2} - 1 \right) 0.95^{-2k} + 1 - \frac{0.1}{0.95^{44}} \\ &= 0.1 + 0.1 \left(\frac{1}{0.95^2} - 1 \right) \cdot \frac{(0.95^{-2})^{22} - 1}{0.95^{-2} - 1} + 1 - \frac{0.1}{0.95^{44}} = 1. \end{aligned}$$

This implies that the expectation of ξ is

$$\begin{aligned} \mathbb{E}(\xi) &= 0 \cdot 0.1 + \sum_{k=0}^{21} (2k + 1) \cdot 0.1 \left(\frac{1}{0.95^2} - 1 \right) 0.95^{-2k} + 45 \left(1 - \frac{0.1}{0.95^{44}} \right) \\ &= 44.9 - \frac{4.4}{0.95^{44}} + 0.2 \frac{1 - 0.95^2}{0.95^2} \sum_{k=1}^{21} k \cdot 0.95^{-2k} \approx 27.35. \end{aligned}$$

Note that the function $\{0, 1, \dots, 21\} \ni k \mapsto \mathbb{P}(\xi = 2k + 1)$ is strictly increasing, however, the function $\{0, 1, \dots, 22\} \ni k \mapsto \mathbb{P}(\xi = 2k + 1)$ is not strictly increasing, since $\mathbb{P}(\xi = 43) \approx 0.09315$, which is greater than $\mathbb{P}(\xi = 45) \approx 0.04465$. Remark also that the (unique) maximum of the probabilities $\mathbb{P}(\xi = 0)$ and $\mathbb{P}(\xi = 2k + 1)$, $k \in \{0, 1, \dots, 22\}$ is equal to $\mathbb{P}(\xi = 0) = 0.1$, yielding that the mode of the distribution of ξ is 0. \square

The next exercise is a randomized version of Exercise 2, Round I, Category I at the Sándor Mikola Physics Competition (2023) (see [4]) in the sense that we consider the so-called collision number appearing in the exercise as a random variable. We also point out that the deterministic counterparts of the questions that we consider in our next exercise are not included in the exercise at the Sándor Mikola Physics Competition.

2.4 Exercise. According to the International Tennis Federation, a tennis ball is considered standard if, when dropped on concrete from a height of 254 cm, the rebound height falls between 135 cm and 147 cm. By collision number, by definition, we mean the ratio of the rebound and landing speeds when a tennis ball is dropped on concrete from a height of 254 cm. The companies A and B produce tennis balls. In case of Company A, the collision number is a random variable with uniform distribution on the interval $[0.7, 0.8]$, and in case of Company B, it is an absolutely continuous random variable with a density function

$$f_B(x) = \begin{cases} 200x - 140 & \text{if } x \in [0.7, 0.8], \\ 0 & \text{otherwise.} \end{cases}$$

- (i) We drop a tennis ball produced by Company A on concrete from a height of 254 cm. How high is the bounce back expected to be? Answer the same question for a tennis ball produced by Company B.
- (ii) What is the probability that a tennis ball produced by Company A is standard? Answer the same question for a tennis ball produced by Company B.
- (iii) Company A and B send us 40 and 60 tennis balls, respectively, as a promotional gift. We mix the 100 tennis balls, we randomly choose one of them and then, by dropping it on concrete from a height of 254 cm, we classify it standard. What is the probability that the tennis ball was produced by company A?

Solution. If we drop a ball from a height of h_l , then it has velocity $v_l = \sqrt{2gh_l}$ when it hits the ground. Furthermore, if its rebound velocity is v_f , then, for the rebound height denoted by h_f , it holds that $v_f = \sqrt{2gh_f}$.

With these notations, the collision number takes the form

$$\frac{v_f}{v_l} = \frac{\sqrt{2gh_f}}{\sqrt{2g \cdot 2.54}} = \sqrt{\frac{h_f}{2.54}}.$$

In what follows, we denote the collision number by ξ , i.e., $\xi := \frac{v_f}{v_l}$. Then the rebound height is $h_f = 2.54 \cdot \xi^2$.

(i). In case of Company A, ξ is uniformly distributed on the interval $[0.7, 0.8]$, and hence we have that

$$\mathbb{E}(h_f) = 2.54 \mathbb{E}(\xi^2) = 2.54 \int_{0.7}^{0.8} x^2 \frac{1}{0.1} dx = \frac{25.4}{3} (0.8^3 - 0.7^3) \approx 1.431,$$

i.e., a tennis ball produced by Company A rebounds to the expected height of approximately 143.1 cm dropped from a height of 254 cm.

In case of Company B, ξ is an absolutely continuous random variable with a density function f_B . Then we get that

$$\begin{aligned} \mathbb{E}(h_f) &= 2.54 \mathbb{E}(\xi^2) = 2.54 \int_{0.7}^{0.8} x^2 (200x - 140) dx = 2.54 \int_{0.7}^{0.8} (200x^3 - 140x^2) dx \\ &= 2.54 \left(50(0.8^4 - 0.7^4) - \frac{140}{3}(0.8^3 - 0.7^3) \right) \approx 1.494, \end{aligned}$$

i.e., a tennis ball produced by Company B rebounds to the expected height of approximately 1.494 cm dropped from a height of 254 cm.

(ii). Using that

$$\left\{ \text{a tennis ball is standard} \right\} = \{h_f \in (1.35, 1.47)\},$$

we get that, in case of Company A, the probability that a tennis ball is standard is

$$\begin{aligned}\mathbb{P}(h_f \in (1.35, 1.47)) &= \mathbb{P}(1.35 < 2.54 \cdot \xi^2 < 1.47) = \mathbb{P}\left(\sqrt{\frac{135}{254}} < \xi < \sqrt{\frac{147}{254}}\right) \\ &= \frac{\sqrt{\frac{147}{254}} - \sqrt{\frac{135}{254}}}{0.8 - 0.7} \approx 0.3171,\end{aligned}$$

and, in case of Company B, is

$$\begin{aligned}\mathbb{P}(h_f \in (1.35, 1.47)) &= \mathbb{P}(1.35 < 2.54 \cdot \xi^2 < 1.47) = \mathbb{P}\left(\sqrt{\frac{135}{254}} < \xi < \sqrt{\frac{147}{254}}\right) \\ &= \int_{\sqrt{\frac{135}{254}}}^{\sqrt{\frac{147}{254}}} (200x - 140) dx = \frac{1200}{254} - 140 \left(\sqrt{\frac{147}{254}} - \sqrt{\frac{135}{254}}\right) \approx 0.2847.\end{aligned}$$

(iii). Let us introduce the following events

$$G_A := \left\{ \text{the chosen tennis ball was produced by Company A} \right\},$$

$$G_B := \left\{ \text{the chosen tennis ball was produced by Company B} \right\},$$

$$S := \left\{ \text{the chosen tennis ball is standard} \right\}.$$

We need to calculate the conditional probability $\mathbb{P}(G_A | S)$. Since G_A and G_B are disjoint events with positive probability and their union is the whole sample space, one can apply Bayes' theorem (see (A.1)) and we get that

$$\begin{aligned}\mathbb{P}(G_A | S) &= \frac{\mathbb{P}(S | G_A) \mathbb{P}(G_A)}{\mathbb{P}(S | G_A) \mathbb{P}(G_A) + \mathbb{P}(S | G_B) \mathbb{P}(G_B)} \\ &= \frac{\frac{\sqrt{\frac{147}{254}} - \sqrt{\frac{135}{254}}}{0.8 - 0.7} \cdot 0.4}{\frac{\sqrt{\frac{147}{254}} - \sqrt{\frac{135}{254}}}{0.8 - 0.7} \cdot 0.4 + \left(\frac{1200}{254} - 140 \left(\sqrt{\frac{147}{254}} - \sqrt{\frac{135}{254}}\right)\right) \cdot 0.6} \\ &= \frac{4 \left(\sqrt{\frac{147}{254}} - \sqrt{\frac{135}{254}}\right)}{\frac{720}{254} - 80 \left(\sqrt{\frac{147}{254}} - \sqrt{\frac{135}{254}}\right)} \approx 0.4261.\end{aligned}$$

□

Part (i) of the next Exercise 2.5 is a randomized version of Exercise 1, Round II, Category III at the Sándor Mikola Physics Competition (2023) (see [4]) in the sense that the precise theoretical value of the gravity of Earth is considered to be a random value. Note that this kind of normalization is different from the ones in Exercises 2.1-2.3 in the sense that the uncertainty in a system's parameter is studied in Exercise 2.5 instead of the uncertainty in some of the inputs of a dynamical system.

2.5 Exercise. Let g denote the (theoretical) value of the gravity of Earth and let ξ be a uniformly distributed random variable on the interval $[-1, 1]$. What is the expectation of the relative error that we make if the gravity of Earth is taken to be $(g+\xi)$ instead of the theoretical value g and

- (i) we calculate the distance traveled by a free-falling body over a given period of time?
- (ii) we calculate the time needed by a free-falling body to travel a given distance?

Solution. It is known that a free-falling body travels a distance $\frac{g}{2}t^2$ over a given period of time t , and it needs a time $\sqrt{\frac{2h}{g}}$ to travel a given distance h .

(i). The relative error of the distances over a given time period t (with respect to the distance calculated by the theoretical value of g) is

$$\frac{\frac{g+\xi}{2}t^2 - \frac{g}{2}t^2}{\frac{g}{2}t^2} = \frac{\xi}{g}.$$

Consequently, the expected value of $\frac{\xi}{g}$ is

$$\mathbb{E}\left(\frac{\xi}{g}\right) = \frac{1}{g}\mathbb{E}(\xi) = \frac{1}{g} \cdot \frac{-1+1}{2} = 0,$$

that is, the expected value of the relative error in question is 0.

(ii). The relative error of the times needed for travelling a given distance h (with respect to the time calculated by the theoretical value of g) is

$$\frac{\sqrt{\frac{2h}{g+\xi}} - \sqrt{\frac{2h}{g}}}{\sqrt{\frac{2h}{g}}} = \sqrt{\frac{g}{g+\xi}} - 1.$$

Consequently, we get that

$$\begin{aligned} \mathbb{E}\left(\sqrt{\frac{g}{g+\xi}} - 1\right) &= \sqrt{g}\mathbb{E}\left(\frac{1}{\sqrt{g+\xi}}\right) - 1 = \sqrt{g}\int_{-1}^1 \frac{1}{\sqrt{g+x}} \cdot \frac{1}{2}dx - 1 \\ &= \sqrt{g}(\sqrt{g+1} - \sqrt{g-1}) - 1 = \frac{2\sqrt{g}}{\sqrt{g+1} + \sqrt{g-1}} - 1 = \frac{2\sqrt{g} - \sqrt{g+1} - \sqrt{g-1}}{\sqrt{g+1} + \sqrt{g-1}}. \end{aligned}$$

This expected value is positive, since the function $[0, \infty) \ni x \mapsto \sqrt{x}$ is strictly concave, and hence

$$\frac{\sqrt{g+1} + \sqrt{g-1}}{2} > \sqrt{\frac{1}{2}(g+1) + \frac{1}{2}(g-1)} = \sqrt{g}.$$

In our present paper, the theoretical value of g is considered to be 9.81, and hence the expected value of the relative error in question is approximately 0.001305.

Finally, we call the attention to the fact that, in part (i), the expected value of the relative error does not depend on the theoretical value of g , while in part (ii), it does. \square

3 A stochastic approach in statics

In this section, we demonstrate our method for incorporating a stochastic point of view into physics exercises of mathematics education by presenting exercises for statics. In them, we randomize the geometry of the static problem, for example, the shape of a plate or the position of some of the pinning points of a plate. To avoid technicalities, we choose uniform distributions as the distributions of the random inputs. Altogether, we present three exercises in this section.

3.1 Exercise. A square piece of homogeneous sheet metal of side length 1 m and mass m kg is bent in the following way: on one side, at a point chosen at a distance of $\frac{1}{4}$ from one of the vertices, a perpendicular is set on that side, and we bend the metal sheet along this perpendicular in a way that the angle between the two pieces is uniformly distributed on the interval $(0, \frac{\pi}{2})$. We place the bent plate with its smaller part on a horizontal surface, and then release it.

- (i) What is the probability that it does not fall over?
- (ii) What is the probability that the perpendicular projection of the center of gravity of the larger part of the bent plate falls on the smaller part of the bent plate given that the bent plate does not fall over?

Solution. Figure 6 shows a planar section of the bent plate corresponding to a plane, which is perpendicular to the bending line at a point (denoted by T). Let α denote the angle between

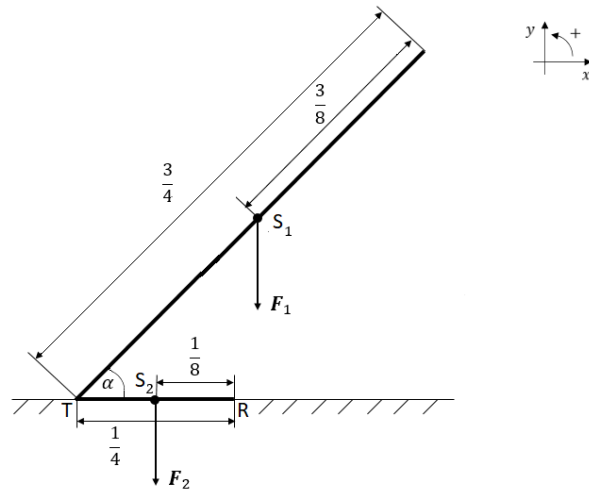


Figure 6

the two pieces. Then α is a random variable with uniform distribution on the interval $(0, \frac{\pi}{2})$. Let S_1 and S_2 be the centers of gravity of the larger and smaller parts of the plate, respectively,

and let R be the endpoint different from T of the planar section of the smaller part. Let

$$\mathbf{F}_1 := \begin{bmatrix} 0 \\ -mg\frac{3}{4} \end{bmatrix} \quad \text{and} \quad \mathbf{F}_2 := \begin{bmatrix} 0 \\ -mg\frac{1}{4} \end{bmatrix}.$$

(i). Then {the bent plate does not fall over} = $A \cup B$, where the events A and B are defined by

$$A := \left\{ \text{the perpendicular projection of } S_1 \text{ falls on the section } TR \right\},$$

and

$$B := \left\{ \text{the perpendicular projection of } S_1 \text{ does not fall on the section } TR \right\} \\ \cap \left\{ \text{the magnitude of the moment of force of } \mathbf{F}_2 \text{ with respect to } R \text{ is greater than} \right. \\ \left. \text{or equal to the magnitude of the moment of force of } \mathbf{F}_1 \text{ with respect to } R \right\}.$$

Then the events A and B are disjoint, and using that the distance between the perpendicular projection of S_1 and the point T is $\frac{3}{8} \cos(\alpha)$ and the length of the section TR is $\frac{1}{4}$, we get that

$$A = \left\{ \frac{3}{8} \cos(\alpha) \leq \frac{1}{4} \right\}, \\ B = \left\{ \frac{3}{8} \cos(\alpha) > \frac{1}{4} \right\} \cap \left\{ mg\frac{1}{4} \cdot \frac{1}{8} \geq mg\frac{3}{4} \cdot \left(\frac{3}{8} \cos(\alpha) - \frac{1}{4} \right) \right\}.$$

Consequently, we have that $A = \left\{ \cos(\alpha) \leq \frac{2}{3} \right\}$ and

$$B = \left\{ \cos(\alpha) > \frac{2}{3} \right\} \cap \left\{ \frac{1}{24} \geq \frac{3}{8} \cos(\alpha) - \frac{1}{4} \right\} = \left\{ \cos(\alpha) > \frac{2}{3} \right\} \cap \left\{ \cos(\alpha) \leq \frac{7}{9} \right\} \\ = \left\{ \frac{2}{3} < \cos(\alpha) \leq \frac{7}{9} \right\}.$$

Hence {the bent plate does not fall over} = $\left\{ \cos(\alpha) \leq \frac{7}{9} \right\}$. Here the inequality $\cos(\alpha) \leq \frac{7}{9}$, $\alpha \in (0, \frac{\pi}{2})$ holds if and only if $\alpha \in [\alpha_0, \frac{\pi}{2})$, where $\alpha_0 \in (0, \frac{\pi}{2})$ is the unique value for which $\cos(\alpha_0) = \frac{7}{9}$, i.e., $\alpha_0 = \arccos\left(\frac{7}{9}\right) \approx 0.6797$. Consequently, we have

$$\{\text{the bent plate does not fall over}\} = A \cup B = \left\{ \alpha_0 \leq \alpha < \frac{\pi}{2} \right\},$$

and note that the angle α_0 is the minimum of those angles in $(0, \frac{\pi}{2})$ for which the bent plate is in equilibrium, and it holds that

$$mg\frac{1}{4} \cdot \frac{1}{8} = mg\frac{3}{4} \cdot \left(\frac{3}{8} \cos(\alpha_0) - \frac{1}{4} \right).$$

Therefore, we get that

$$\begin{aligned}\mathbb{P}(\{\text{the bent plate does not fall over}\}) &= \mathbb{P}\left(\alpha_0 \leq \alpha < \frac{\pi}{2}\right) \\ &= \frac{\frac{\pi}{2} - \alpha_0}{\frac{\pi}{2}} = \frac{\frac{\pi}{2} - \arccos\left(\frac{7}{9}\right)}{\frac{\pi}{2}} = 1 - \frac{2 \arccos\left(\frac{7}{9}\right)}{\pi} \approx 0.5673.\end{aligned}$$

(ii). Using the notations introduced in the solution of part (i), we need to calculate the conditional probability $\mathbb{P}(A | A \cup B)$. Since the events A and B are disjoint, we get that

$$\mathbb{P}(A | A \cup B) = \frac{\mathbb{P}(A \cap (A \cup B))}{\mathbb{P}(A \cup B)} = \frac{\mathbb{P}(A)}{\mathbb{P}(A \cup B)},$$

where, by the solution of part (i),

$$\mathbb{P}(A \cup B) = 1 - \frac{2 \arccos\left(\frac{7}{9}\right)}{\pi}.$$

Furthermore, we have that

$$\mathbb{P}(A) = \mathbb{P}\left(\frac{3}{8} \cos(\alpha) \leq \frac{1}{4}\right) = \mathbb{P}\left(\cos(\alpha) \leq \frac{2}{3}\right).$$

Here the inequality $\cos(\alpha) \leq \frac{2}{3}$, $\alpha \in (0, \frac{\pi}{2})$ holds if and only if $\alpha \in [\alpha_1, \frac{\pi}{2})$, where $\alpha_1 \in (0, \frac{\pi}{2})$ is the unique value for which $\cos(\alpha_1) = \frac{2}{3}$, i.e., $\alpha_1 = \arccos\left(\frac{2}{3}\right) \approx 0.8411$. Consequently, we obtain that

$$\mathbb{P}(A) = \mathbb{P}\left(\alpha_1 \leq \alpha < \frac{\pi}{2}\right) = \frac{\frac{\pi}{2} - \alpha_1}{\frac{\pi}{2}} = \frac{\frac{\pi}{2} - \arccos\left(\frac{2}{3}\right)}{\frac{\pi}{2}} = 1 - \frac{2 \arccos\left(\frac{2}{3}\right)}{\pi} \approx 0.4645.$$

Then we have

$$\mathbb{P}(A | A \cup B) = \frac{\frac{\pi}{2} - \arccos\left(\frac{2}{3}\right)}{\frac{\pi}{2} - \arccos\left(\frac{7}{9}\right)} \approx 0.8189.$$

□

The following exercise is a randomized version of Problem 2 in Section 7.5 in Szíki [8].

3.2 Exercise. Let us consider a homogeneous prismatic beam of length 1 m and mass m kg, and its two endpoints and the centre point are denoted by A , B and S , respectively. The beam is fixed by means of a pin support at its point A , and of a roller support at a point chosen uniformly on the section SB (see Figure 7).

- (i) Let us determine the expected values of the reaction forces at the two supporting points!
- (ii) Are the expected values of the reaction forces calculated in part (i) equal to the reaction forces which correspond to the case when the beam is fixed by means of a pin support at its point A , and of a roller support at the bisection point of the section SB ? Why is there no contradiction compared to the result obtained in part (i)?

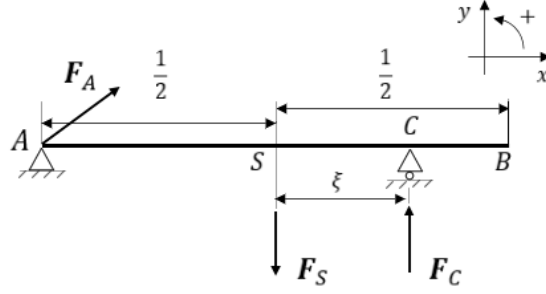


Figure 7

Solution. (i). Let C and ξ denote the point corresponding to the roller support and the length of the section SC , respectively. Due to the assumptions, ξ is a random variable having uniform distribution on the interval $[0, \frac{1}{2}]$. The reaction forces at the points A and C are denoted by $\mathbf{F}_A = [F_{A,x}, F_{A,y}]^\top$ and $\mathbf{F}_C = [F_{C,x}, F_{C,y}]^\top$, respectively. Furthermore, let $\mathbf{F}_S := [0, -mg]^\top$. Note also that the direction of rotation is positive (i.e., counterclockwise) on Figure 7.

The beam is in equilibrium if and only if the resultant force is zero and the resultant moment of the force system that acts on the beam is equal to zero for a given point of the plane. Consequently, the beam is in equilibrium if and only if the resultant force is

$$(3.1) \quad \mathbf{F}_A + \mathbf{F}_C + \mathbf{F}_S = \mathbf{0},$$

and the resultant moment of forces with respect to the point A is

$$(3.2) \quad -mg \cdot \frac{1}{2} + F_{C,y} \left(\frac{1}{2} + \xi \right) = 0.$$

Using that the point C corresponds to a roller support, we have that $F_{C,x} = 0$, and hence, writing the vectors in the equation (3.1) in coordinate form, we get that

$$(3.3) \quad \begin{bmatrix} F_{A,x} \\ F_{A,y} \end{bmatrix} + \begin{bmatrix} 0 \\ F_{C,y} \end{bmatrix} + \begin{bmatrix} 0 \\ -mg \end{bmatrix} = \begin{bmatrix} 0 \\ 0 \end{bmatrix}.$$

This shows that $F_{A,x} = 0$ and $F_{A,y} + F_{C,y} = mg$. Further, by (3.2), we obtain that

$$F_{C,y} = \frac{mg}{2 \left(\frac{1}{2} + \xi \right)} = mg \cdot \frac{1}{2\xi + 1},$$

and hence

$$F_{A,y} = mg - F_{C,y} = mg - \frac{mg}{2\xi + 1} = mg \cdot \frac{2\xi}{2\xi + 1}.$$

Consequently, we have that

$$(3.4) \quad \mathbf{F}_A = \begin{bmatrix} 0 \\ mg \cdot \frac{2\xi}{2\xi + 1} \end{bmatrix} \quad \text{and} \quad \mathbf{F}_C = \begin{bmatrix} 0 \\ mg \cdot \frac{1}{2\xi + 1} \end{bmatrix}.$$

Therefore, the expected values of the reaction forces at the points A and C take the following forms:

$$\mathbb{E}(\mathbf{F}_A) = \begin{bmatrix} 0 \\ mg \mathbb{E}\left(\frac{2\xi}{2\xi+1}\right) \end{bmatrix} = \begin{bmatrix} 0 \\ mg(1 - \ln(2)) \end{bmatrix},$$

and

$$\mathbb{E}(\mathbf{F}_C) = \begin{bmatrix} 0 \\ mg \mathbb{E}\left(\frac{1}{2\xi+1}\right) \end{bmatrix} = \begin{bmatrix} 0 \\ mg \ln(2) \end{bmatrix},$$

since

$$\begin{aligned} \mathbb{E}\left(\frac{1}{2\xi+1}\right) &= \int_0^{1/2} \frac{1}{2x+1} \cdot 2 \, dx = \ln(2) - \ln(1) = \ln(2), \\ \mathbb{E}\left(\frac{2\xi}{2\xi+1}\right) &= 1 - \mathbb{E}\left(\frac{1}{2\xi+1}\right) = 1 - \ln(2), \end{aligned}$$

where we used Newton-Leibniz formula and that a primitive function of the function $[0, \frac{1}{2}] \ni x \mapsto 2/(2x+1)$ is $[0, \frac{1}{2}] \ni x \mapsto \ln(2x+1)$.

(ii). Similarly to the solution of part (i) (formally replacing ξ by $\frac{1}{4}$ in the formula (3.4)), we get that

$$\mathbf{F}_A = \begin{bmatrix} 0 \\ \frac{mg}{3} \end{bmatrix} \quad \text{and} \quad \mathbf{F}_C = \begin{bmatrix} 0 \\ \frac{2mg}{3} \end{bmatrix}.$$

Since $\frac{1}{3} \neq 1 - \ln(2)$ and $\frac{2}{3} \neq \ln(2)$, the reaction forces above are not equal to the expected reaction forces calculated in the solution of part (ii). This is not a contradiction, since $\mathbb{E}\left(\frac{1}{2\xi+1}\right) \neq \frac{1}{\mathbb{E}(2\xi+1)} = \frac{1}{2 \cdot \frac{1}{4} + 1} = \frac{2}{3}$. \square

3.3 Exercise. The plate with the dimensions given in Figure 8 is fixed by means of a pin support at point A and a rope at point B , and is subjected to concentrated forces \mathbf{F}_1 and \mathbf{F}_2 , respectively. Assume that the mass of the plate can be neglected, and the magnitude of the forces \mathbf{F}_1 and \mathbf{F}_2 is 300 N and 100 N, respectively. Further, we suppose that the distribution of b is uniform distribution on the interval $(0 \text{ m}, \sqrt{3} \text{ m})$.

- (i) What is the distribution of the rope force at point B ?
- (ii) What is the probability that the magnitude of the rope force at point B is in the interval $[400\sqrt{3} \text{ N}, 400\sqrt{3} + 100 \text{ N}]$?
- (iii) What is the expected value of the magnitude of the rope force at point B ?
- (iv) What is the expected value of the force at point A ?

Solution. Let us denote by \mathbf{F}_A and \mathbf{F}_B the forces at the points A and B , respectively. In part (i) we need to determine the distribution of $\|\mathbf{F}_B\|$; in part (ii) the probability $\mathbb{P}(\|\mathbf{F}_B\| \in$

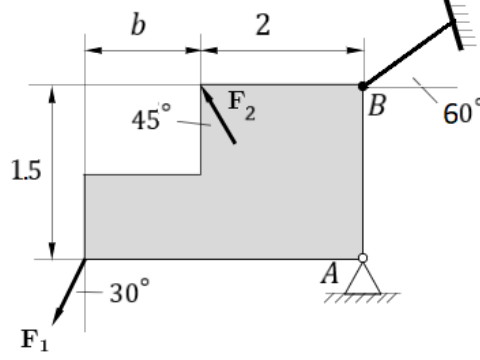


Figure 8

$(400\sqrt{3}, 400\sqrt{3} + 100)$); in part (iii) the expected value of $\|\mathbf{F}_B\|$; and in part (iv) the expected value of \mathbf{F}_A .

Recall that the coordinates of a vector \mathbf{v} in the (x, y) -plane are denoted by v_x and v_y , respectively, i.e., $\mathbf{v} = (v_x, v_y)$. Accordingly, we have $\mathbf{F}_1 = [F_{1,x}, F_{1,y}]^\top$, $\mathbf{F}_2 = [F_{2,x}, F_{2,y}]^\top$, $\mathbf{F}_A = [F_{A,x}, F_{A,y}]^\top$ and $\mathbf{F}_B = [F_{B,x}, F_{B,y}]^\top$. We have $\|\mathbf{F}_1\| = 300$, $\|\mathbf{F}_2\| = 100$, and

$$F_{1,x} = -\|\mathbf{F}_1\| \cdot \sin\left(\frac{30}{360} \cdot 2\pi\right) = -300 \cdot \frac{1}{2} = -150,$$

$$F_{1,y} = -\|\mathbf{F}_1\| \cdot \cos\left(\frac{30}{360} \cdot 2\pi\right) = -300 \cdot \frac{\sqrt{3}}{2} = -150\sqrt{3},$$

$$F_{2,x} = -\|\mathbf{F}_2\| \cdot \cos\left(\frac{45}{360} \cdot 2\pi\right) = -100 \cdot \frac{\sqrt{2}}{2} = -50\sqrt{2},$$

$$F_{2,y} = \|\mathbf{F}_2\| \cdot \sin\left(\frac{45}{360} \cdot 2\pi\right) = 100 \cdot \frac{\sqrt{2}}{2} = 50\sqrt{2},$$

$$F_{B,x} = \|\mathbf{F}_B\| \cdot \cos\left(\frac{60}{360} \cdot 2\pi\right) = \|\mathbf{F}_B\| \cdot \frac{1}{2},$$

$$F_{B,y} = \|\mathbf{F}_B\| \cdot \sin\left(\frac{30}{360} \cdot 2\pi\right) = \|\mathbf{F}_B\| \cdot \frac{\sqrt{3}}{2}.$$

We take the direction of rotation as positive (i.e., counterclockwise) on Figure 8. Hence the moments M_1 , M_2 and M_B of the forces \mathbf{F}_1 , \mathbf{F}_2 and \mathbf{F}_B with respect to the point A are

$$M_1 := \|\mathbf{F}_1\| \cdot \cos\left(\frac{30}{360} \cdot 2\pi\right) \cdot (2 + b) = 300 \frac{\sqrt{3}}{2} (2 + b) = 150\sqrt{3}(2 + b),$$

$$M_2 := \|\mathbf{F}_2\| \cdot \cos\left(\frac{45}{360}\right) \cdot 1.5 - \|\mathbf{F}_2\| \cdot \sin\left(\frac{45}{360}\right) \cdot 2 = 150 \frac{\sqrt{2}}{2} - 100\sqrt{2} = -25\sqrt{2},$$

$$M_B := -\|\mathbf{F}_B\| \cdot \cos\left(\frac{60}{360} \cdot 2\pi\right) \cdot 1.5 = -\|\mathbf{F}_B\| \cdot \frac{1}{2} \cdot 1.5 = -\frac{3}{4}\|\mathbf{F}_B\|.$$

Since the plate is balanced, the equilibrium of forces in the directions x and y and that of the moment of forces with respect to the point A are as follows:

$$\begin{aligned}F_{A,x} + F_{B,x} + F_{1,x} + F_{2,x} &= 0, \\F_{A,y} + F_{B,y} + F_{1,y} + F_{2,y} &= 0, \\M_B + M_A + M_A &= 0.\end{aligned}$$

This system of equations takes the form

$$\begin{aligned}F_{A,x} + \frac{1}{2}\|\mathbf{F}_B\| &= 150 + 50\sqrt{2}, \\F_{A,y} + \frac{\sqrt{3}}{2}\|\mathbf{F}_B\| &= 150\sqrt{3} - 50\sqrt{2}, \\-\frac{3}{4}\|\mathbf{F}_B\| &= -150\sqrt{3}(2 + b) + 25\sqrt{2}.\end{aligned}$$

This is a system of linear equations in the variables $F_{A,x}$, $F_{A,y}$ and $\|\mathbf{F}_B\|$. It follows from the last equation that

$$\|\mathbf{F}_B\| = 400\sqrt{3} - \frac{100}{3}\sqrt{2} + 200\sqrt{3}b.$$

Substituting the value of $\|\mathbf{F}_B\|$ to the second equation, we get that

$$F_{A,y} = 150\sqrt{3} - 50\sqrt{2} - 600 + 50\frac{\sqrt{6}}{3} - 300b.$$

By substituting the value of $\|\mathbf{F}_B\|$ to the first equation, we have

$$F_{A,x} = 150 + \frac{200}{3}\sqrt{2} - 200\sqrt{3} - 100\sqrt{3}b.$$

(i). Since b has a uniform distribution on the interval $(0, \sqrt{3})$, its cumulative distribution function takes the form

$$\mathbb{P}(b < x) = \begin{cases} 0 & \text{if } x \leq 0, \\ \frac{x}{\sqrt{3}} & \text{if } x \in (0, \sqrt{3}), \\ 1 & \text{if } x \geq \sqrt{3}. \end{cases}$$

Hence the cumulative distribution function of $\|\mathbf{F}_B\|$ can be written as

$$\begin{aligned}\mathbb{P}(\|\mathbf{F}_B\| < x) &= \mathbb{P}\left(400\sqrt{3} - \frac{100}{3}\sqrt{2} + 200\sqrt{3}b < x\right) \\ &= \mathbb{P}\left(b < \frac{x - 400\sqrt{3} + \frac{100}{3}\sqrt{2}}{200\sqrt{3}}\right) \\ &= \begin{cases} 0 & \text{if } x \leq 400\sqrt{3} + \frac{100}{3}\sqrt{2}, \\ \frac{x - 400\sqrt{3} + \frac{100}{3}\sqrt{2}}{200\sqrt{3}} & \text{if } x \in \left(400\sqrt{3} - \frac{100}{3}\sqrt{2}, 400\sqrt{3} - \frac{100}{3}\sqrt{2} + 600\right), \\ 1 & \text{if } x \geq 400\sqrt{3} - \frac{100}{3}\sqrt{2} + 600. \end{cases}\end{aligned}$$

Consequently, $\|\mathbf{F}_B\|$ has a uniform distribution on the interval

$$\left(400\sqrt{3} - \frac{100}{3}\sqrt{2}, 400\sqrt{3} - \frac{100}{3}\sqrt{2} + 600\right).$$

(ii). Using the results in the solution of part (i), we get that

$$\begin{aligned} \mathbb{P}\left(\|\mathbf{F}_B\| \in \left[400\sqrt{3}, 400\sqrt{3} + 100\right]\right) \\ = \frac{400\sqrt{3} + 100 - 400\sqrt{3} + \frac{100}{3}\sqrt{2}}{600} - \frac{400\sqrt{3} - 400\sqrt{3} + \frac{100}{3}\sqrt{2}}{600} = \frac{1}{6}. \end{aligned}$$

We note that this probability can be calculated using geometric probabilities as well. Namely, the length of the interval $[400\sqrt{3}, 400\sqrt{3} + 100]$ and $(400\sqrt{3} - \frac{100}{3}\sqrt{2}, 400\sqrt{3} - \frac{100}{3}\sqrt{2} + 600)$ is 100 and 600, respectively, and hence the probability in question is $\frac{100}{600} = \frac{1}{6}$.

(iii). The expected value of $\|\mathbf{F}_B\|$ is

$$\frac{400\sqrt{3} - \frac{100}{3}\sqrt{2} + 400\sqrt{3} - \frac{100}{3}\sqrt{2} + 600}{2} = 400\sqrt{3} - \frac{100}{3}\sqrt{2} + 300 \approx 945.7.$$

(iv). The expected value of \mathbf{F}_A is

$$\begin{aligned} \mathbb{E}(\mathbf{F}_A) &= \begin{bmatrix} \mathbb{E}(F_{A,x}) \\ \mathbb{E}(F_{A,y}) \end{bmatrix} = \begin{bmatrix} \mathbb{E}\left(150 + \frac{200}{3}\sqrt{2} - 200\sqrt{3} - 100\sqrt{3}b\right) \\ \mathbb{E}\left(150\sqrt{3} - 50\sqrt{2} - 600 + 50\frac{\sqrt{6}}{3} - 300b\right) \end{bmatrix} \\ &= \begin{bmatrix} 150 + \frac{200}{3}\sqrt{2} - 200\sqrt{3} - 100\sqrt{3}\mathbb{E}(b) \\ 150\sqrt{3} - 50\sqrt{2} - 600 + 50\frac{\sqrt{6}}{3} - 300\mathbb{E}(b) \end{bmatrix}. \end{aligned}$$

Using that $\mathbb{E}(b) = \frac{\sqrt{3}}{2}$, we have that

$$\mathbb{E}(\mathbf{F}_A) = \begin{bmatrix} \frac{200}{3}\sqrt{2} - 200\sqrt{3} \\ -600 - 50\sqrt{2} + 50\frac{\sqrt{6}}{3} \end{bmatrix} \approx \begin{bmatrix} -252.1 \\ -629.9 \end{bmatrix}.$$

□

4 Concluding remarks

Our method for incorporating a stochastic point of view into physics exercises of mathematics education may be used in several different ways by high school students and teachers and by first-year university students. The core of the method is the randomization of some inputs, the system model used does not differ from what we would use in the deterministic approach. We demonstrate our method of randomization of some inputs by considering exercises from the theory of projectile motion and statics. Students may be asked to create similar exercises,

for other fields of physics as well. Our stochastic perspective can help the students recognize the fact that many phenomena in our daily lives have a random nature, and therefore it can be useful to get in touch with stochastic thinking and tools in order to be able to understand these phenomena much better. Computer simulations using Monte Carlo methods might also be assigned to our elaborate examples in order to confirm the solutions empirically.

Appendices

A Basic knowledge of probability

In this appendix, we recall some of the notations, conventions, concepts and results of probability theory that are used in solving the exercises.

In all of the paper, $(\Omega, \mathcal{A}, \mathbb{P})$ denotes a probability space, where Ω is called sample space. A mapping $\xi : \Omega \rightarrow \mathbb{R}$ is called a random variable if $\{\omega \in \Omega : \xi(\omega) < x\} \in \mathcal{A}$ for all $x \in \mathbb{R}$. By a 2-dimensional random vector, we mean a mapping $(\xi, \eta) : \Omega \rightarrow \mathbb{R}^2$, where ξ and η are (1-dimensional) random variables. Given a random variable $\xi : \Omega \rightarrow \mathbb{R}$ and a real number $x \in \mathbb{R}$, we use the notational conventions $\{\xi < x\} := \{\omega \in \Omega : \xi(\omega) < x\}$, and accordingly $\mathbb{P}(\xi < x) := \mathbb{P}(\{\xi < x\})$.

Given events $A, B \in \mathcal{A}$ such that $\mathbb{P}(B) > 0$, the conditional probability of A given B is defined by $\frac{\mathbb{P}(A \cap B)}{\mathbb{P}(B)}$, and is denoted by $\mathbb{P}(A | B)$. Given events $A, B \in \mathcal{A}$ such that $\mathbb{P}(A) \in (0, 1)$ and $\mathbb{P}(B) > 0$, Bayes's theorem states that

$$(A.1) \quad \mathbb{P}(A | B) = \frac{\mathbb{P}(B | A) \mathbb{P}(A)}{\mathbb{P}(B | A) \mathbb{P}(A) + \mathbb{P}(B | \Omega \setminus A) \mathbb{P}(\Omega \setminus A)}.$$

In some cases, we calculate the probability of an event using the method of geometric probabilities. In this case, the underlying probability space is chosen as a (Borel) subset S of \mathbb{R}^2 furnished with the sigma-algebra $\mathcal{B}(S)$ generated by all of the open subsets of S (i.e., with the Borel sigma-algebra of S), and, for all $A \in \mathcal{B}(S)$, the probability $\mathbb{P}(A)$ of A is defined as the fraction of the area (2-dimensional Lebesgue measure) of A and that of S , where we suppose that the area of S is positive.

The cumulative distribution function of a random variable $\xi : \Omega \rightarrow \mathbb{R}$ is defined by $F_\xi : \mathbb{R} \rightarrow \mathbb{R}$, $F_\xi(x) := \mathbb{P}(\xi < x)$, $x \in \mathbb{R}$. A random variable is called discrete if its range $\xi(\Omega)$ is countable. By the (probability) distribution of a discrete random variable ξ having range $\xi(\Omega) =: \{x_i : i \in \mathbb{N}\}$, we mean the sequence $(\mathbb{P}(\xi = x_i))_{i \in \mathbb{N}}$. A random variable $\xi : \Omega \rightarrow \mathbb{R}$ is called absolutely continuous if there exists a (Borel measurable) non-negative function $f_\xi : \mathbb{R} \rightarrow \mathbb{R}$ such that $F_\xi(x) = \int_{-\infty}^x f_\xi(t) dt$, $x \in \mathbb{R}$. The expected value (expectation) and of a discrete random variable ξ having range $\xi(\Omega) =: \{x_i : i \in \mathbb{N}\}$ is defined by $\mathbb{E}(\xi) := \sum_{i=1}^{\infty} x_i \mathbb{P}(\xi = x_i)$, provided that $\sum_{i=1}^{\infty} |x_i| \mathbb{P}(\xi = x_i) < \infty$. The expected value (expectation) of an absolutely continuous

random variable $\xi : \Omega \rightarrow \mathbb{R}$ with a density function f_ξ is defined by $\mathbb{E}(\xi) := \int_{-\infty}^{\infty} x f_\xi(x) dx$, provided that $\int_{-\infty}^{\infty} |x| f_\xi(x) dx < \infty$. The variance and standard deviation of a random variable ξ is defined by $\mathbb{D}^2(\xi) := \mathbb{E}((\xi - \mathbb{E}(\xi))^2)$ and $\mathbb{D}(\xi) := \sqrt{\mathbb{E}((\xi - \mathbb{E}(\xi))^2)}$, respectively, provided that $\mathbb{E}(\xi^2) < \infty$. It is known that $\mathbb{D}^2(\xi) = \mathbb{E}(\xi^2) - (\mathbb{E}(\xi))^2$. The relative standard deviation (also known as coefficient of variation) of a positive random variable ξ having finite second moment (i.e., $\mathbb{E}(\xi^2) < \infty$) is given by $\text{RSD}(\xi) := \mathbb{D}(\xi)/\mathbb{E}(\xi)$. Roughly speaking, the higher relative standard deviation of a nonnegative random variable ξ , the greater the level of dispersion of the values of ξ around its mean $\mathbb{E}(\xi)$. If (ξ, η) is a 2-dimensional random vector such that $\mathbb{E}(\xi)$ and $\mathbb{E}(\eta)$ are defined, then the expectation vector of (ξ, η) is given by $\mathbb{E}(\xi, \eta) := (\mathbb{E}(\xi), \mathbb{E}(\eta))$. If $\xi : \Omega \rightarrow \mathbb{R}$ is a random variable such that $\mathbb{E}(\xi)$ is defined and $a, b \in \mathbb{R}$, then $\mathbb{E}(a\xi + b)$ is defined as well and

$$(A.2) \quad \mathbb{E}(a\xi + b) = a\mathbb{E}(\xi) + b.$$

If $\xi, \eta : \Omega \rightarrow \mathbb{R}$ are random variables, then the function $F_{\xi, \eta} : \mathbb{R}^2 \rightarrow \mathbb{R}$, $F_{\xi, \eta}(x, y) := \mathbb{P}(\xi < x, \eta < y)$, $x, y \in \mathbb{R}$, is called the joint distribution function of ξ and η . The random variables $\xi, \eta : \Omega \rightarrow \mathbb{R}$ are called independent if $F_{\xi, \eta}(x, y) = F_\xi(x)F_\eta(y)$, $x, y \in \mathbb{R}$, i.e., the joint distribution function of ξ and η is the product of the distribution functions of ξ and η . If ξ and η are independent random variables and $g, h : \mathbb{R} \rightarrow \mathbb{R}$ are (Borel measurable) functions, then the random variables $g(\xi)$ and $h(\eta)$ are also independent. If ξ and η are independent random variables such that $\mathbb{E}(\xi)$ and $\mathbb{E}(\eta)$ are defined, then $\mathbb{E}(\xi\eta)$ is defined as well and

$$(A.3) \quad \mathbb{E}(\xi\eta) = \mathbb{E}(\xi)\mathbb{E}(\eta).$$

Finally, we formulate the law of total expectation that is used in the solution of Exercise 2.1. Let $(\Omega, \mathcal{A}, \mathbb{P})$ be a probability space, $\xi : \Omega \rightarrow \mathbb{R}$ and $\eta : \Omega \rightarrow \mathbb{R}$ are independent random variables such that η is absolutely continuous with a density function f_η . Then for any (Borel measurable) function $G : \mathbb{R}^2 \rightarrow \mathbb{R}$, we have that

$$(A.4) \quad \mathbb{P}(G(\xi, \eta) < z) = \int_{-\infty}^{\infty} \mathbb{P}(G(\xi, r) < z) f_\eta(r) dr, \quad z \in \mathbb{R}.$$

B Basic knowledge of mechanics

In this appendix, we provide some concepts of mechanics used in solving the exercises.

Motion in a homogeneous gravitational field (projectile motion) is discussed in the simplest planar model, assuming that the drag force (air resistance) is negligible. In this case, the only force acting on a point-like object is the constant gravitational force ($m \cdot g$), and the equation of the motion is a parabola. This type of motion is the superposition of a uniform motion in the horizontal direction and a uniformly accelerated motion ("free fall") in the vertical direction.

In general, the initial velocity is arbitrary; its two components are the initial velocities in the horizontal and vertical directions. In our examples, only one of the initial velocity components

is different from zero. Since the relevant formulas are well known and can be found in high school physics textbooks, we will not list them here. When solving the exercises, we will simply recall and apply them. Here we only mention the book by de Lange and Pierrus [2, Section 7] where one can find several interesting exercises with detailed solutions for two and three dimensional projectile motions.

The following is a list of some basic static concepts used in Section 3. A prismatic beam is a beam with a uniform cross-section throughout. Reaction forces are the forces exerted by the supports on the beam to achieve equilibrium of a force system. Two basic types of supports are used in this paper. The first one is the pinned support, which can resist forces in any direction, but not rotation. It allows the beam to rotate, but not to translate in any direction. In this case the reaction force can be any force in the plane, i.e. its components can be different from zero in any direction. The second one is the roller support which is free to rotate and translate along the surface on which the roller rests. In this case, the reaction force is perpendicular to and away from the surface (in particular, its component parallel to the surface is zero).

The rotating effect of a force with respect to a (fixed) point is described by its moment of force, which is a scalar quantity in planar problems. The convention is that the sign of the moment of force is positive if it rotates counterclockwise in the plane. The magnitude of the moment of a force with respect to a point (point of rotation) is the product of the magnitude of the force and its lever arm, where the lever arm is the distance between the point of rotation and the line of action of the force.

To determine unknown reaction forces in a equilibrium situation of a rigid body in the plane, we can write equilibrium equations for the forces and the moments of forces. One type of the equilibrium equations says that the sum of force vectors is zero. In planar problems it means two scalar equations in two perpendicular directions (e.g. horizontal and vertical). In planar problems, the other type of the equilibrium equations says that the sum of scalar moments of forces with respect to an arbitrary point of the plane is zero. All in all, a rigid body in the plane is in equilibrium if the sum of the force vectors acting on it is zero and the sum of the corresponding scalar moments of forces with respect to an arbitrary point of the plane is zero.

Acknowledgements

We would like to thank Gábor Drótos, Janka Vértesi and Tamás Vértesi for their helpful comments and suggestions. We are grateful to Renáta Vas for helping us with the language.

Funding

Mátyás Barczy is supported by the Ministry of Innovation and Technology of Hungary from the National Research, Culture and Innovation Fund, project no. TKP2021-NVA-09.

Declaration of competing interest

The authors declare that they have no known competing financial interests or personal relationships that could have appeared to influence the work presented in this paper.

References

- [1] CORTÉS, J.-C., LÓPEZ-NAVARRO, E., ROMERO J.-V. and ROSELLÓ, M.-D. (2023). Probabilistic analysis of a cantilever beam subjected to random loads via probability density functions. *Computational and Applied Mathematics* **42** Article 42.
- [2] DE LANGE, O. L. and PIERRUS, J. (2010). *Solved Problems in Classical Mechanics*. Oxford University Press, Oxford.
- [3] JOHNSON, R. W. (2006). Illustrating basic probability calculations using 'Craps'. *Teaching Mathematics and its Applications: An International Journal of the IMA* **25(2)** 97–103.
- [4] *42th Sándor Mikola Physics Competition (In Hungarian: 42. Mikola Sándor Országos Tehetségkutató Fizikaverseny) (2023)*.
URL: <https://sites.google.com/leoweypecs.hu/mikola-verseny>
- [5] MONTECINOS, A., DAVIS, S. and PERALTA, J. (2018). Deterministic physical systems under uncertain initial conditions: the case of maximum entropy applied to projectile motion. *European Journal of Physics* **39(4)** 583–608.
- [6] PINTÉR, F. and HEVESI, I. (1991). *Exercises and Solutions of Ágoston Budó Physics Competition (1979–1990) (In Hungarian: Budó Ágoston Fizikaversenyek Feladatai és Megoldásai (1979–1990))*. Mozaik Oktatási Stúdió, Szeged, Hungary.
- [7] SCHOENBERG, F. P. (2016). *Introduction to Probability with Texas Hold'em Examples, 2nd Edition*. Chapman and Hall/CRC, New York.
- [8] SZÍKI, G. Á. (2019). *Technical Mechanics I. - Statics*. DUPress, Debrecen, Hungary.