

Dark matter interpretation of GRB 221009A: a singlet scalar explains LHAASO data

S. Peyman Zakeri*

*School of Physics, Institute for Research in Fundamental
Sciences (IPM), P.O.Box 19395-5531, Tehran, Iran*

(Dated: October 15, 2024)

Abstract

In this work, we find a new signal of dark matter (DM) through an intensive gamma ray burst (GRB), called GRB 221009A. This indirect detection approach devotes to the decay of DM particles into high energy (HE) photons. In this context, a singlet scalar DM generated at the redshift of the GRB is up-scattered by the high energy cosmic rays (HECRs) during its propagation to Earth. This highly boosted DM then possesses a high flux and undergoes a dominant di-photon decay before reaching the detector. The Large High Altitude Air Shower Observatory (LHAASO) probes such energetic gamma rays whereby has recorded a 18 TeV event for the aforementioned GRB.

PACS numbers: 13.90.+i

arXiv:2410.04742v2 [hep-ph] 12 Oct 2024

*Electronic address: peyman.zakeri@ipm.ir

I. INTRODUCTION

GRBs are considered as astrophysical sources to generate HECRs. These phenomena manifest as instant HE explosions that release transient jets dominantly composed of photons and electron-positron pairs. In this regard, HE photons have drawn considerable attention from astroparticle physics and cosmology. Following that, LHAASO is a renown project seeking for HE gamma ray using electron and muon detectors [1]. As well as that, the Swift-Burst Alert Telescope [2], the Fermi satellite [3] and Carpet-2 experiment [4], which reported 251 TeV photon-like air shower, were also associated with the GRB 221009A. In October 2022, LHAASO collaboration recorded $\mathcal{O}(5000)$ gamma ray events within an energy range of 0.5 TeV to 18 TeV over a duration of 2000 seconds at redshift $z = 0.1505$ [1]. However, it is important to note that such TeV-scale photons are unable to reach the Earth due to interactions with extragalactic background light (EBL), resulting in moderate attenuation [5, 6]. As a result, numerous theoretical proposals have emerged, suggesting various candidates such as axion-like particle (ALP) [7–12], neutrino [13–16], and scalar [17] that may facilitate the transport of these photons. These fields are embedded beyond the standard model (BSM), allowing for interactions with photons through mediators.

One of the cosmological puzzles that can potentially be addressed through BSM physics is DM. In this context, new fields can play the role of DM, with their interactions with bath particles being characterized by appropriate mediators [18–32]. The Higgs portal is one of the eminent approach in which the Higgs boson mediates the interaction between DM particles and those of the standard model (SM). Within this framework, singlet scalars can yield minimal DM models, characterized by a reduced number of independent free parameters [20–26]. Taking phenomenological aspects, there are a wide variety of experiments in order to investigate both direct and indirect evidence of DM. Due to the lack of direct signal in terrestrial experiments such as XENON100 [33] and LUX [34], scientists have increasingly focused on indirect detection methods. This approach considers the products of DM annihilation and decay, including particles such as electrons, positrons, protons, antiprotons, photons, and neutrinos. Notably, photons have been successfully detected in various experimental setups.

In recent years, accelerating DM by various celestial boosters into relativistic velocities and ultra-high energies (UHE) has been considered [35–43]. This phenomenon represents

a promising avenue for direct detection efforts [40–43]. Specifically, light DM as well as candidates following freeze-in mechanism (with feeble interaction), can leave measurable nuclear recoils in underground detectors. Furthermore, boosted DM can attain sufficient flux to generate HE particles through annihilation and decay processes. Consequently, boosting DM may provide solutions to existing cosmic anomalies.

In this letter, we propose a hypothesis that a well-motivated DM candidate, i.e. singlet scalar, can explain LHAASO puzzling observation of GRB 221009A. The production of this DM occurs via Higgs decay at a redshift of $z = 0.1505$, although alternative processes related to DM-Higgs coupling exist, they are considered to be of lesser significance compared to the primary mechanism. Subsequently, this DM candidate achieves relativistic velocity through interactions with protons. The HE DM then decays upon reaching Earth, resulting in the emission of photons with an energy of 18 TeV, which can be detected by LHAASO.

The rest of the paper is organized as follows. Section II provides the structure of singlet scalar DM model. Then, the process of boosting DM through the extragalactic HE CRs is presented in section III. In IV, we compute the photon flux resulted from the scalar DM decay at Earth. In V, we present our findings about imprinting of DM in LHAASO data. Finally, we discuss the implications and concluding remarks in the last section.

II. SINGLET SCALAR DM

A. The Model

In the sequential model, DM is capable of interacting with the thermal soup via the Higgs portal, with its stability typically ensured by a discrete Z_2 symmetry. The parameters of this model are defined as follows

$$\mathcal{L} = \mathcal{L}_{SM} + \frac{1}{2}\partial_\mu S\partial^\mu S - \frac{m_0^2}{2}S^2 - \frac{\lambda_S}{4}S^4 - \lambda_{HS}S^2H^\dagger H. \quad (1)$$

In this literature, S represents the DM, m_0 its bare mass and H signifies the $SU(2)$ Higgs doublet. Following the process of spontaneous symmetry breaking, we have

$$H = \frac{1}{\sqrt{2}} \begin{pmatrix} 0 \\ v_H + h \end{pmatrix}, \quad (2)$$

where $v_H = 246$ GeV represents the vacuum expectation value of the Higgs field, leading to a modification of the Lagrangian

$$\mathcal{L} = \mathcal{L}_{SM} + \frac{1}{2}\partial_\mu S\partial^\mu S - \frac{1}{2}m_S^2 S^2 - \frac{\lambda_S}{4}S^4 - \lambda_{HS}S^2 h^\dagger h - \lambda_{HS} v_H S^2 h. \quad (3)$$

Here, DM mass is $m_S = \sqrt{m_0^2 + \lambda_{HS}v_H^2}$ and h is the SM-like Higgs detected at the LHC. The Higgs boson serves as the sole mediator linking the singlet scalar DM to the SM particles. Consequently, all final states are influenced by the Higgs-DM coupling, which is characterized by λ_{HS} . Furthermore, the $H - S$ mixing angle is also [55]

$$\sin \theta_{HS} \simeq \frac{\sqrt{2}\lambda_{HS}v_H v_S}{m_h^2}, \quad (4)$$

which is an essential parameter in our research. Now, we evaluate the phenomenological aspects of the scalar DM.

B. Relic Density

In examining the relic abundance of S , different mechanisms through which S was produced in the early Universe should be considered. Since the Higgs boson of the SM is primarily responsible for DM production here, relic density of S will be obtained in terms of mixed $H - S$ coupling λ_{HS} as [32]

$$\Omega_S h^2 \simeq 0.12 \left(\frac{\lambda_{HS}}{4.5 \times 10^{-9}} \right)^2, \quad (5)$$

which is experimentally measured as $\Omega_{DM} h^2 = 0.120 \pm 0.001$ [45]. Thus, in the following, we should work within an appropriate parameter space that accommodates the experimental relic abundance of DM.

C. Direct Detection

Direct search strategies for DM involve significant contributions from nuclear recoil effects. In this context, the scattering of DM with nucleons generates detectable signals in terrestrial experiments. The cross section for DM-nucleon interactions, which arises from the coupling between DM and SM particles, is parametrized as [46–49]

$$\sigma_N \simeq \frac{4\alpha q_N^2 \mu_N^2}{\Lambda^4}. \quad (6)$$

Here, $\alpha = e^2/4\pi$, $q_N(A, Z)$ is the DM-nucleus effective coupling, $\mu_N = m_N m_S / (m_N + m_S)$ denotes the reduced mass and $\Lambda = M(e/|c|)^{\frac{1}{2}}$ interpreted as the effective cutoff scale. The spin-independent scattering cross section derived from this analysis should be juxtaposed with the experimental data obtained from XENON100 [33] and LUX [34] in order to explore the parameter space associated with the scalar DM. Passing from direct search, we focus on strategies that investigate DM through indirect means.

D. Indirect Detection: Photon Production from DM Decay

Now, we consider radiative decay of such a DM wherein HE photons are generated. Although S can decay to other secondary particles (charged leptons for instance), the dominant decay mode here is $S \rightarrow \gamma\gamma$, provided that $m_S < 2m_e$ (the lightest lepton). The decay rate of this process is

$$\Gamma(S \rightarrow \gamma\gamma) = \left(\frac{\alpha}{4\pi}\right)^2 |F|^2 \sin^2 \theta_{HS} \frac{G_F m_S^3}{8\sqrt{2}\pi}, \quad (7)$$

where G_F represents Fermi constant, form factor F is

$$F = F_W(\beta_W) + \sum_f N_C Q_f^2 F_f(\beta_f), \quad (8)$$

and

$$\beta_W = \frac{4m_W^2}{m_S^2}, \quad \beta_f = \frac{4m_f^2}{m_S^2}. \quad (9)$$

F_f (fermion form factor) in the summation is given as

$$F_W(\beta) = 2 + 3\beta + 3\beta(2 - \beta)f(\beta), \quad (10)$$

$$F_f(\beta) = -2\beta[1 + (1 - \beta)f(\beta)], \quad (11)$$

with

$$f(\beta) = \arcsin^2[\beta^{-1/2}]. \quad (12)$$

According to the approximation utilized in [32], $F_W = 7$, $F_f = -4/3$ and hence $F = -11/3$. It should be noted that Q_f and N_c denote the electric charge and the number of color charge respectively. Ultimately, our DM contributes to the photon flux with the following branching ratio

$$B_\gamma \equiv \text{Br}(S \rightarrow \gamma\gamma) = \frac{\Gamma(S \rightarrow \gamma\gamma)}{\Gamma_S}, \quad (13)$$

where Γ_S is the DM decay rate and $\Gamma(S \rightarrow \gamma\gamma)$ corresponds to this decay channel.

III. BOOSTED DM

In this section, we explore the possibility that HECRs can up-scatter particle DM substantially in the journey from GRB221009A to Earth. In this manner, we assume that these cosmic boosters are composite of nucleons purely and take protons and neutrons in the same way (it is supposed that they have equal cross-section with DM). Furthermore, following [50], we consider energy range of protons as $E_p \lesssim 10^{18}$ eV in order to evade from the attenuation in the path to Earth. Nonetheless, the spectral features are not explicit below this EeV-scale, we utilize ultra-high energy cosmic rays (UHECRs) and then extrapolate it to our interested regime [42]. Even though there are several proposals elucidating the spectral features of UHECRs, we adopt the dip-model [50] in this work. This framework is based on the interaction of UHE (extragalactic) protons with cosmic microwave background (CMB) using four features of the proton spectrum: GZK cutoff, bump, dip and the second dip. In addition, we assume that DM is at rest and ignore its initial negligible velocity. Now, the flux of UHECR boosted DM is

$$\Phi_S = \int \phi_S d\Omega = 4 \int_{b_{\min}}^{b_{\max}} db \cos b \int_{l_{\min}}^{l_{\max}} dl \phi_S. \quad (14)$$

Here, we have integrated over solid angle as GRB221009A is a transient jet whose energy is released isotropically into a spherical fireball. l and b are galactic longitude and latitude respectively and ϕ_S is the differential DM flux as follows [42]

$$\phi_S = \int_0^{E_{p\max}} dE_p \int_0^{0.1505} dz \sigma_{pS} \bar{n}_S (1+z) \mathcal{F}(E_p, z) D_{pS}(E_p, E_S(1+0.1505)) \left| \frac{cdt}{dz} \right|, \quad (15)$$

where σ_{pS} is the DM-proton scattering cross section. Besides, the corresponding average DM number density at redshift $z = 0.1505$ is estimated to be [51]

$$\bar{n}_S = \bar{n}_S^0 (1+z)^3 \Big|_{z=0.1505}, \quad (16)$$

with $\bar{n}_S^0 \simeq 10^{-6} (\frac{\text{GeV}}{m_S}) \text{cm}^{-3}$ [52] the current DM number density at $z = 0$. The term $(1+z)$ is considered when the energy scale is reduced due to the expansion of the Universe [42]. The function $\mathcal{F}(E_p, z)$ represents diffuse cosmic ray (CR) flux and for protons of energy $E_p \lesssim 10^{18}$ eV, can be written as [50]

$$\mathcal{F}(E_p, z) = \frac{c}{4\pi} \int_z^\infty \mathcal{S}(z') \frac{1+z'}{1+z} F_{\text{inj}} \left(\frac{1+z'}{1+z} E_p \right) \left| \frac{dt}{dz'} \right| dz', \quad (17)$$

where the factor of $\mathcal{S}(z)$ is attributed to the historical evolution of the cosmos and $F_{\text{inj}}(E_p)$ accounts for the spectrum of injected proton as below [42]:

$$F_{\text{inj}}(E_p) = N_0 \begin{cases} E_c^{-\gamma+2} E_p^{-2}, & \text{if } E_p < E_c, \\ E_p^{-\gamma}, & \text{if } E_p \geq E_c, \end{cases} \quad (18)$$

which is normalized to the observed UHECR spectrum by N_0 , with E_c set at 10^{15} eV [42]. The parameter γ , representing the spectral index, will be determined in subsequent analysis. Numerous injection models exist that incorporate appropriate values for $\mathcal{S}(z)$ and γ [53]. Among the three cosmological models discussed in the [42], we select model 2, which specifies $\gamma = 2.5$ and

$$\mathcal{S}(z) = \begin{cases} (1+z)^{3.4}, & z \leq 1 \\ 2^{3.7}(1+z)^{-0.3}, & 1 < z \leq 4 \\ 2^{3.7} \times 5^{3.2}(1+z)^{-3.5}. & z > 4 \end{cases} \quad (19)$$

In this specified model, the DM flux has the maximum value, as elaborated in Section V. The next factor, $D_{pS}(E_p, E_S)$ is a transfer function that encodes the energy spectrum of particle DM boosted by a scattering with proton. Provided that the aforementioned scattering is elastic, $D_{pS}(E_p, E_S)$ can be written as

$$D_{pS}(E_p, E_S) = \frac{\Theta[E_S^{\text{max}} - E_S]}{E_S^{\text{max}}(E_p)}, \quad (20)$$

where for $E_p \gg m_p, m_S$, we have

$$E_S^{\text{max}} \simeq \frac{E_p}{1 + \frac{m_p^2 + m_S^2}{2m_S E_p}}. \quad (21)$$

The last factor in Eq. 15 is the Hubble function and is given by

$$\left| \frac{dt}{dz} \right|^{-1} = H_0(1+z) \sqrt{\Omega_\Lambda + \Omega_M(1+z)^3}, \quad (22)$$

which is calculable within the Λ CDM model where $H_0 = 70 \text{kms}^{-1} \text{Mpc}^{-1}$, $\Omega_\Lambda = 0.7$ and $\Omega_M = 0.3$.

IV. PHOTON FLUX AT EARTH

In this section, we revisit the gamma rays emission by DM decay ($S \rightarrow \gamma\gamma$) at Earth. First, we compute the decay probability of this phenomenon within the distance interval

$[x, x + dx]$ [14]

$$P_{\text{decay}} = B_\gamma e^{-x/\lambda_S} \frac{dx}{\lambda_S} e^{-(d-x)/\lambda_\gamma}, \quad (23)$$

where

$$\tau = \frac{d}{\lambda_\gamma}, \quad \lambda_S = \frac{E_S}{m_S \Gamma_S}. \quad (24)$$

The mean free path of DM is denoted as λ_S , while τ represents the photon absorption length and is determined in [54]. Integrating this probability over x and multiplying by DM flux (Eq. 14), we can derive the gamma flux

$$\Phi_\gamma = \frac{2\Phi_S B_\gamma}{\lambda_S/\lambda_\gamma - 1} (e^{-d/\lambda_S} - e^{-d/\lambda_\gamma}). \quad (25)$$

The inclusion of a factor of 2 is necessary to represent the generation of two photons during the decay process of S . Now, using τ definition in Eq. 25 leads to

$$\Phi_\gamma = \frac{2\Phi_S B_\gamma}{\tau \lambda_S/d - 1} (e^{-d/\lambda_S} - e^{-\tau}), \quad (26)$$

which behaves as a function of photon absorption length. In the subsequent section, we perform a numerical analysis to elucidate the role of DM in the observations made by LHAASO.

V. GRB221009A GAMMA RAYS: RESULTS AND DISCUSSION

In this section, we provide the results of the scenario we have introduced to evaluate its effectiveness in elucidating GRB 221009A. First, it should be noted that one of the major challenges for DM models is providing the accurate relic density in the Universe. Applying this astrophysical constraint to our light DM (of mass \mathcal{O} (MeV)), impose very weak coupling between the dark sector and the SM one [55]. More precisely, DM-Higgs coupling $\lambda_{HS} \simeq 10^{-9}$ or equivalently mixing angle $\sin \theta_{HS} \simeq 10^{-16}$ is required (see e.g. Fig. 5 of [55]). Besides, direct detection experiments like XENON100 [33] and LUX [34] struggle to place meaningful bounds. However, the sensitivity of current experiments drops off significantly for low-mass candidates (e.g. MeV scale). In this sense, our DM can evade this constraint due to the combination of its small mass and weak interactions.

In addressing the photon production resulting from DM decay at Earth, it is important to recognize that the previously mentioned selection of the mass-mixing parameter imposes

a strict constraint on the DM flux Φ_S . Considering number of produced photons in DM decay, N_γ^S , we can extract the following relationship for Φ_S [17]

$$\Phi_S \simeq \left(\frac{m_S^2}{1.57 \times 10^{-26} \text{GeV}} \right)^{-2} \frac{N_\gamma^S}{\sin^2 \theta_{HS}}, \quad (27)$$

where we express N_γ^S as the number of events given by

$$N_\gamma^S = \Delta t \int_{0.5 \text{TeV}}^{18 \text{TeV}} \text{Area} \times \Phi_\gamma dE_\gamma. \quad (28)$$

Here, Δt is the observation time and the integration is over the γ energy from effective area of detector multiplying γ flux. Using the instrumental features of LHAASO in the energy range $E_\gamma \sim (0.5 - 18)$ TeV leads to three benchmarks for the number of events $N_\gamma^S = 50, 500$ and 5000. This analysis, thus, results in large DM flux of value $\Phi_S \simeq 10^3, 10^4$ and 10^5 $\text{GeV}^{-1} \text{cm}^{-2} \text{s}^{-1}$ for the aforementioned N_γ^S s respectively. Subsequently, we need a very extreme astrophysical environment to provide very high density and energy conditions to produce the very boosted DM. This is why we have taken into account the contributions of all extragalactic cosmic protons (from GRB location to Earth) as diffuse sources.

In Fig. 1, we show the energy spectrum of singlet scalar S up-scattered by extragalactic protons. In this Fig., we indeed investigate the boosting of DM particles using Eq. 14. The scattering cross section of DM with proton is assumed $\sigma_{pS} = 10^{-30} \text{cm}^2$ here and an statistical analysis is illustrated for three fixed DM mass $m_S = 0.1, 0.5$ and 1 MeV. The break occurs at $E_S \sim 2m_S/(m_p^2 + m_S^2)$ for all three masses. At lower energies, prior to this spectral break, the extragalactic DM flux increases gradually and then shows a noticeable drop for HE DM. Furthermore, it is evident that a lighter DM particle corresponds to a more pronounced flux.

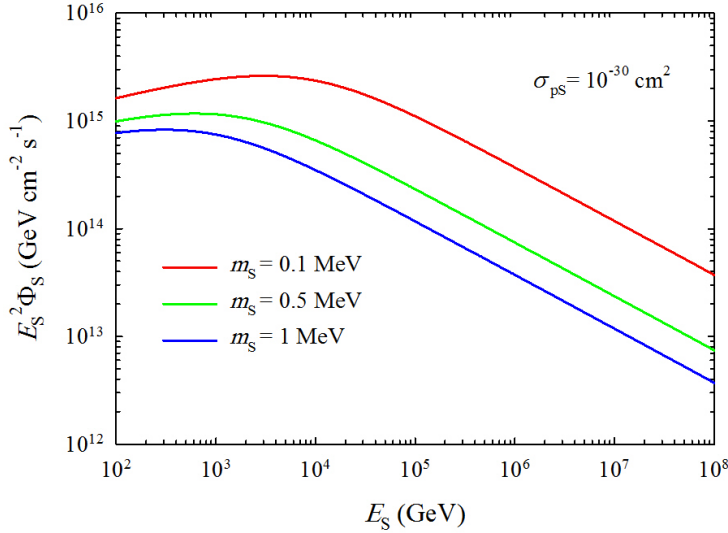


FIG. 1: (Log-scale) DM energy flux resulting from interactions with extragalactic CR protons. In this Fig., we fix $m_S = 0.1, 0.5$ and 1 MeV . The DM-proton cross section is set to $\sigma_{pS} = 10^{-30} \text{ cm}^2$.

In a complementary analysis, using Eq. 27, we evaluate the role of the number of events in the incident DM flux at Earth. In this manner, the kinematics associated with two-body DM decay, along with the relic density constraint, yield values of $E_S = 40 \text{ TeV}$ and $\sin \theta_{HS} = 10^{-16}$. The effect is prominent for three obtained values $N_\gamma^S = 50, 500$ and 5000 as depicted in Fig. 2. As shown in this figure, the DM flux exhibits an inverse relationship with m_S , consistent with the findings of the prior analysis, while demonstrating a direct proportionality to N_γ^S .

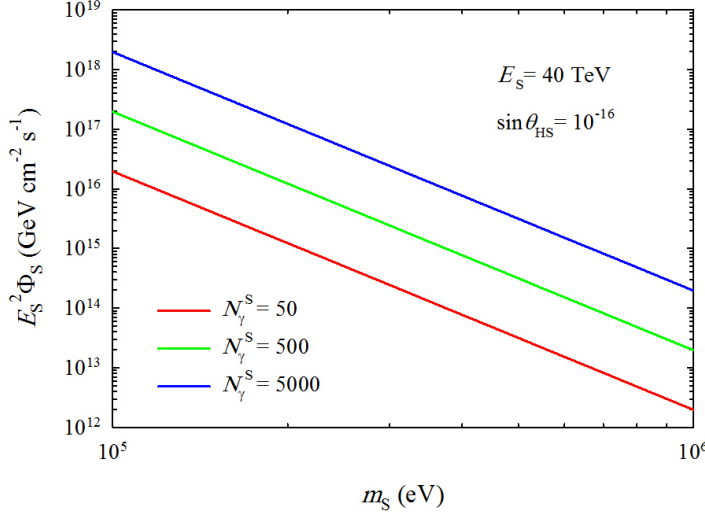


FIG. 2: (Log-scale) The DM energy spectrum as a function of DM mass m_S for different for the cases of number of 50, 500 and 5000 events. The energy of DM candidate S is taken to be $E_S = 40$ TeV and its mixing with the SM is parameterized as $\sin \theta_{HS} = 10^{-16}$.

The combination of Eqs. 14 and 27 yields the optimal fit for our model. In this sense, for DM mass $m_S \simeq 1$ MeV, DM-proton cross section $\sigma_{pS} = 10^{-30} \text{cm}^2$ and DM number density associated with a redshift of $z = 0.1505$, we obtain a flux of $\Phi_S \simeq 10^5 \text{ GeV}^{-1} \text{ cm}^{-2} \text{ s}^{-1}$ (Eq. 14). Moreover, this flux corresponds to 5000 events produced from DM particles of the same mass as well as mixing $\sin \theta_{HS} = 10^{-16}$ in Eq. 27. Thus, our framework offers a novel DM interpretation for GRB 221009A.

We now turn our attention to the γ ray flux Φ_γ from the radiative decay diphoton $\text{DM} \rightarrow \gamma\gamma$. Substituting the aforementioned DM flux as well as other relevant factors in Eq. 26, we can compute spectrum of the most number of events by LHAASO. The result is shown in Fig. 3 in terms of gamma ray energy where parameters are taken as $\Phi_S = 10^5 \text{ GeV}^{-1} \text{ cm}^{-2} \text{ s}^{-1}$, $N_\gamma^S = 5000$ and $E_S = 2E_\gamma$.

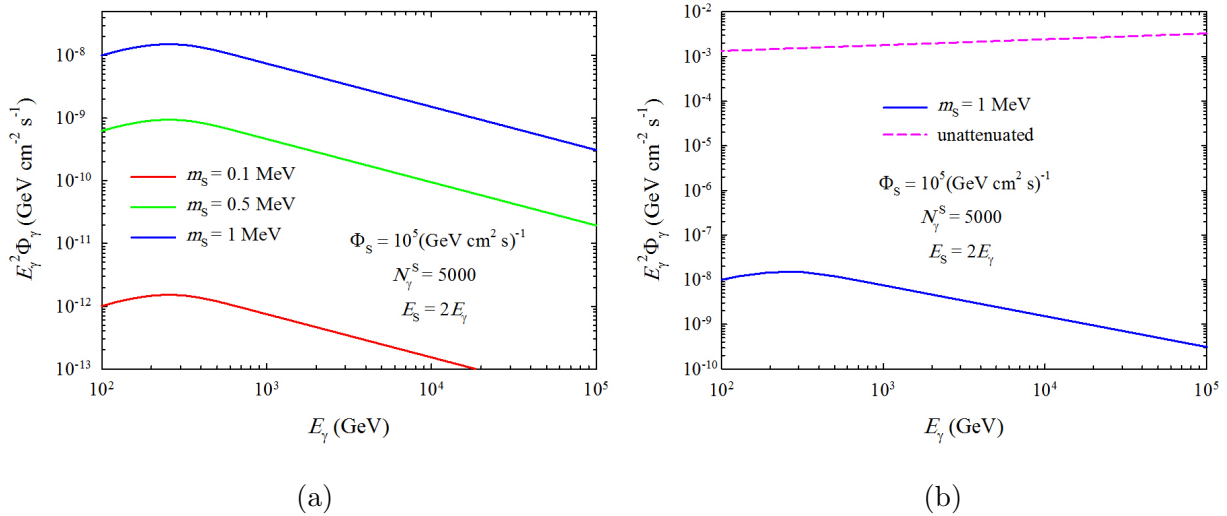


FIG. 3: (Log-scale) The emitted spectrum of GRB 221009A as a function of the photon energy E_γ . In this Fig., we set $\Phi_S = 10^5 \text{ GeV}^{-1} \text{ cm}^{-2} \text{ s}^{-1}$, $N_\gamma^S = 5000$ and $E_S = 2E_\gamma$. (a) For different values of DM mass m_S . (b) The highest resulting flux from DM decay, corresponded to $m_S = 1 \text{ MeV}$, is compared with the unattenuated photon flux.

In panel (a), we examine three cases $m_S = 0.1, 0.5$ and 1 MeV so that we can argue the effect of DM mass on GRB flux at Earth. As illustrated in Fig. 3a, lighter DM candidates generate very weak flux such that for $m_S \lesssim 0.1 \text{ MeV}$, γ flux is suppressed (in contrast to the case for the DM flux (Figs. 1 and 2)). Besides, it clearly shows that gamma ray flux decreases at larger energy regimes. In panel (b), we compare the most prominent flux (corresponding to $m_S = 1 \text{ MeV}$) with the case where all GRB's photons can reach Earth, dubbed as unattenuated gamma flux. This flux is extracted from Fermi-LAT data and is formulated as ([14])

$$\Phi_\gamma^0(E_\gamma) = \frac{2.1 \times 10^{-6}}{\text{cm}^2 \text{ s GeV}} \left(\frac{E_\gamma}{\text{GeV}} \right)^{-1.87 \pm 0.04}. \quad (29)$$

It is clear from the latter analysis that γ flux from DM decay can not approach the unattenuated flux.

We now demonstrate that how singlet scalar DM can acquire constraints from GRB 221009A. First, we considered DM with masses low enough ($m_S < 2m_e$) to only decay to two photons. Second, the process of boosting DM indicated that light DM ($m_S \leq 1 \text{ MeV}$) can gain enough kinetic energy and generate large flux related to the number of events expected in 2000 s. Finally, DM with $m_S = 1 \text{ MeV}$ generated the most promising photon

flux at Earth after its radiative decay. As a consequence, singlet scalar DM should have the mass $m_S = 1$ MeV and mixing (coupling strength) $\sin\theta_{HS} = 10^{-16}$ to fit LHAASO data of GRB 221009A measurement.

VI. CONCLUSION

Due to the exceptionally energetic photon emission of 18 TeV observed on October 9, 2022, referred to as GRB 221009A, we proposed a novel hypothesis to elucidate this event. To achieve this, we employed BSM physics to mitigate the substantial cosmic suppression experienced by photons originating from outside the Milky Way galaxy. Thus, we adopted a singlet scalar field residing BSM and interacting with SM particles through Higgs boson h . This DM candidate is produced dominantly by $h \rightarrow SS$ at redshift $z = 0.1505$. DM particles then travel a long distance and undergo inelastic collisions with cosmic proton targets on the way to Earth. The scattering gives rise large fluxes of incident DM at Earth. This HE DM now is able to generate anomalous number of $\mathcal{O}(5000)$ photons with E_γ in the [0.5, 18] TeV range via $DM \rightarrow \gamma\gamma$. Terrestrial observatories, such as LHAASO [1], are equipped to detect the resultant HE gamma rays across this extensive energy spectrum.

The scenario we examined effectively parameterized GRB 221009A and accurately accounted for the emitted γ spectrum. In light of this phenomenological consideration, our DM model got new constraints within its parameter space based on LHAASO data. Consequently, the best-fit for a singlet scalar DM is achieved at a mass of $m_S = 1$ MeV and a mixing of $\sin\theta_{HS} = 10^{-16}$. We have not only addressed a cosmological anomaly but have also established a novel avenue for the indirect detection of DM. Specifically, the LHAASO observatory is now positioned to investigate potential traces of DM within the Universe.

ACKNOWLEDGMENTS

We thank S Y Ayazi for providing useful comments to this manuscript. We also thank Y Farzan and Sh Balaji for helpful discussions.

-
- [1] Huang, Y., Hu, S., Chen, S., et al. 2022, GRB Coordinates Network, Circular Service, No. 32677, 32677
 - [2] Kennea, J. A., Williams, M., & Swift Team 2022, GRB Coordinates Network, Circular Service, No. 32635, 32635
 - [3] Veres, P., Burns, E., Bissaldi, E., et al. 2022, GRB Coordinates Network, Circular Service, No. 32636, 32636
 - [4] Dzhappuev, D. D., Afashokov, Y. Z., Dzaparova, I. M., et al. 2022, The Astronomer's Telegram, 15669
 - [5] R. Gould and G. Schröder, *Phys. Rev. Lett.* **16** (1966) no.6, 252-254 doi:10.1103/PhysRevLett.16.252
 - [6] G. G. Fazio and F. W. Stecker, *Nature* **226** (1970), 135-136 doi:10.1038/226135a0
 - [7] A. Baktash, D. Horns and M. Meyer, [arXiv:2210.07172 [astro-ph.HE]].
 - [8] G. Galanti, L. Nava, M. Roncadelli, F. Tavecchio and G. Bonnoli, *Phys. Rev. Lett.* **131** (2023) no.25, 251001 doi:10.1103/PhysRevLett.131.251001 [arXiv:2210.05659 [astro-ph.HE]].
 - [9] W. Lin and T. T. Yanagida, *Chin. Phys. Lett.* **40** (2023) no.6, 069801 doi:10.1088/0256-307X/40/6/069801 [arXiv:2210.08841 [hep-ph]].
 - [10] S. V. Troitsky, *Pisma Zh. Eksp. Teor. Fiz.* **116** (2022) no.11, 745-746 doi:10.31857/S123456782223001X [arXiv:2210.09250 [astro-ph.HE]].
 - [11] S. Nakagawa, F. Takahashi, M. Yamada and W. Yin, *Phys. Lett. B* **839** (2023), 137824 doi:10.1016/j.physletb.2023.137824 [arXiv:2210.10022 [hep-ph]].
 - [12] G. Zhang and B. Q. Ma, *Chin. Phys. Lett.* **40** (2023) no.1, 011401 doi:10.1088/0256-307X/40/1/011401 [arXiv:2210.13120 [hep-ph]].
 - [13] F. W. Stecker, S. T. Scully and M. A. Malkan, *Astrophys. J.* **827** (2016) no.1, 6 [erratum: *Astrophys. J.* **863** (2018) no.1, 112] doi:10.3847/0004-637X/827/1/6 [arXiv:1605.01382 [astro-ph.HE]].

- [14] A. Y. Smirnov and A. Trautner, Phys. Rev. Lett. **131** (2023) no.2, 021002 doi:10.1103/PhysRevLett.131.021002 [arXiv:2211.00634 [hep-ph]].
- [15] V. Brdar and Y. Y. Li, Phys. Lett. B **839** (2023), 137763 doi:10.1016/j.physletb.2023.137763 [arXiv:2211.02028 [hep-ph]].
- [16] J. Huang, Y. Wang, B. Yu and S. Zhou, JCAP **04** (2023), 056 doi:10.1088/1475-7516/2023/04/056 [arXiv:2212.03477 [hep-ph]].
- [17] S. Balaji, M. E. Ramirez-Quezada, J. Silk and Y. Zhang, Phys. Rev. D **107** (2023) no.8, 083038 doi:10.1103/PhysRevD.107.083038 [arXiv:2301.02258 [hep-ph]].
- [18] P. Gondolo and G. Gelmini, Nucl. Phys. B **360** (1991), 145-179 doi:10.1016/0550-3213(91)90438-4
- [19] M. Srednicki, R. Watkins and K. A. Olive, Nucl. Phys. B **310** (1988), 693 doi:10.1016/0550-3213(88)90099-5
- [20] V. Silveira and A. Zee, Phys. Lett. B **161** (1985), 136-140 doi:10.1016/0370-2693(85)90624-0
- [21] J. McDonald, Phys. Rev. D **50** (1994), 3637-3649 doi:10.1103/PhysRevD.50.3637 [arXiv:hep-ph/0702143 [hep-ph]].
- [22] C. P. Burgess, M. Pospelov and T. ter Veldhuis, Nucl. Phys. B **619** (2001), 709-728 doi:10.1016/S0550-3213(01)00513-2 [arXiv:hep-ph/0011335 [hep-ph]].
- [23] V. Barger, P. Langacker, M. McCaskey, M. J. Ramsey-Musolf and G. Shaughnessy, Phys. Rev. D **77** (2008), 035005 doi:10.1103/PhysRevD.77.035005 [arXiv:0706.4311 [hep-ph]].
- [24] W. L. Guo and Y. L. Wu, JHEP **10** (2010), 083 doi:10.1007/JHEP10(2010)083 [arXiv:1006.2518 [hep-ph]].
- [25] C. E. Yaguna, JHEP **08** (2011), 060 doi:10.1007/JHEP08(2011)060 [arXiv:1105.1654 [hep-ph]].
- [26] J. M. Cline, K. Kainulainen, P. Scott and C. Weniger, Phys. Rev. D **88** (2013), 055025 [erratum: Phys. Rev. D **92** (2015) no.3, 039906] doi:10.1103/PhysRevD.88.055025 [arXiv:1306.4710 [hep-ph]].
- [27] S. Yaser Ayazi, A. Mohamadnejad and S. P. Zakeri, Mod. Phys. Lett. A **33** (2018) no.27, 1850159 doi:10.1142/S0217732318501596 [arXiv:1804.02876 [hep-ph]].
- [28] J. McDonald, Phys. Rev. Lett. **88** (2002), 091304 doi:10.1103/PhysRevLett.88.091304 [arXiv:hep-ph/0106249 [hep-ph]].
- [29] L. J. Hall, K. Jedamzik, J. March-Russell and S. M. West, JHEP **03** (2010), 080 doi:10.1007/JHEP03(2010)080 [arXiv:0911.1120 [hep-ph]].

- [30] S. Yaser Ayazi, S. M. Firouzabadi and S. P. Zakeri, *J. Phys. G* **43** (2016) no.9, 095006 doi:10.1088/0954-3899/43/9/095006 [arXiv:1511.07736 [hep-ph]].
- [31] S. Peyman Zakeri, S. Mohammad Moosavi Nejad, M. Zakeri and S. Yaser Ayazi, *Chin. Phys. C* **42** (2018) no.7, 073101 doi:10.1088/1674-1137/42/7/073101 [arXiv:1801.09115 [hep-ph]].
- [32] K. S. Babu and R. N. Mohapatra, *Phys. Rev. D* **89** (2014), 115011 doi:10.1103/PhysRevD.89.115011 [arXiv:1404.2220 [hep-ph]].
- [33] E. Aprile *et al.* [XENON100], *Phys. Rev. Lett.* **109** (2012), 181301 doi:10.1103/PhysRevLett.109.181301 [arXiv:1207.5988 [astro-ph.CO]].
- [34] D. S. Akerib *et al.* [LUX], *Phys. Rev. Lett.* **112** (2014), 091303 doi:10.1103/PhysRevLett.112.091303 [arXiv:1310.8214 [astro-ph.CO]].
- [35] K. Agashe, Y. Cui, L. Necib and J. Thaler, *JCAP* **10** (2014), 062 doi:10.1088/1475-7516/2014/10/062 [arXiv:1405.7370 [hep-ph]].
- [36] A. Bhattacharya, R. Gandhi and A. Gupta, *JCAP* **03** (2015), 027 doi:10.1088/1475-7516/2015/03/027 [arXiv:1407.3280 [hep-ph]].
- [37] C. Kouvaris, *Phys. Rev. D* **92** (2015) no.7, 075001 doi:10.1103/PhysRevD.92.075001 [arXiv:1506.04316 [hep-ph]].
- [38] H. An, M. Pospelov, J. Pradler and A. Ritz, *Phys. Rev. Lett.* **120** (2018) no.14, 141801 [erratum: *Phys. Rev. Lett.* **121** (2018) no.25, 259903] doi:10.1103/PhysRevLett.120.141801 [arXiv:1708.03642 [hep-ph]].
- [39] T. Emken, C. Kouvaris and N. G. Nielsen, *Phys. Rev. D* **97** (2018) no.6, 063007 doi:10.1103/PhysRevD.97.063007 [arXiv:1709.06573 [hep-ph]].
- [40] Y. Ema, F. Sala and R. Sato, *Phys. Rev. Lett.* **122** (2019) no.18, 181802 doi:10.1103/PhysRevLett.122.181802 [arXiv:1811.00520 [hep-ph]].
- [41] W. Wang, L. Wu, J. M. Yang, H. Zhou and B. Zhu, *JHEP* **12** (2020), 072 [erratum: *JHEP* **02** (2021), 052] doi:10.1007/JHEP12(2020)072 [arXiv:1912.09904 [hep-ph]].
- [42] G. Guo, Y. L. S. Tsai and M. R. Wu, *JCAP* **10** (2020), 049 doi:10.1088/1475-7516/2020/10/049 [arXiv:2004.03161 [astro-ph.HE]].
- [43] J. W. Wang, A. Granelli and P. Ullio, *Phys. Rev. Lett.* **128** (2022) no.22, 221104 doi:10.1103/PhysRevLett.128.221104 [arXiv:2111.13644 [astro-ph.HE]].
- [44] P. S. B. Dev, R. N. Mohapatra and Y. Zhang, *JCAP* **05** (2021), 014 doi:10.1088/1475-7516/2021/05/014 [arXiv:2010.01124 [hep-ph]].

- [45] N. Aghanim *et al.* [Planck], *Astron. Astrophys.* **641** (2020), A6 [erratum: *Astron. Astrophys.* **652** (2021), C4] doi:10.1051/0004-6361/201833910 [arXiv:1807.06209 [astro-ph.CO]].
- [46] G. Jungman, M. Kamionkowski and K. Griest, *Phys. Rept.* **267** (1996), 195-373 doi:10.1016/0370-1573(95)00058-5 [arXiv:hep-ph/9506380 [hep-ph]].
- [47] J. D. Lewin and P. F. Smith, *Astropart. Phys.* **6** (1996), 87-112 doi:10.1016/S0927-6505(96)00047-3
- [48] K. Griest, *Phys. Rev. D* **38** (1988), 2357 [erratum: *Phys. Rev. D* **39** (1989), 3802] doi:10.1103/PhysRevD.38.2357
- [49] H. J. He, Y. C. Wang and J. Zheng, *Phys. Dark Univ.* **46** (2024), 101670 doi:10.1016/j.dark.2024.101670 [arXiv:2403.03128 [hep-ph]].
- [50] V. Berezhinsky, A. Z. Gazizov and S. I. Grigorieva, *Phys. Rev. D* **74** (2006), 043005 doi:10.1103/PhysRevD.74.043005 [arXiv:hep-ph/0204357 [hep-ph]].
- [51] M. Cirelli, G. Corcella, A. Hektor, G. Hutsi, M. Kadastik, P. Panci, M. Raidal, F. Sala and A. Strumia, *JCAP* **03** (2011), 051 [erratum: *JCAP* **10** (2012), E01] doi:10.1088/1475-7516/2012/10/E01 [arXiv:1012.4515 [hep-ph]].
- [52] S. Masaki, M. Fukugita and N. Yoshida, *Astrophys. J.* **746** (2012), 38 doi:10.1088/0004-637X/746/1/38 [arXiv:1105.3005 [astro-ph.CO]].
- [53] R. Alves Batista, D. Boncioli, A. di Matteo and A. van Vliet, *JCAP* **05** (2019), 006 doi:10.1088/1475-7516/2019/05/006 [arXiv:1901.01244 [astro-ph.HE]].
- [54] A. Dominguez, J. R. Primack, D. J. Rosario, F. Prada, R. C. Gilmore, S. M. Faber, D. C. Koo, R. S. Somerville, M. A. Perez-Torres and P. Perez-Gonzalez, *et al.* *Mon. Not. Roy. Astron. Soc.* **410** (2011), 2556 doi:10.1111/j.1365-2966.2010.17631.x [arXiv:1007.1459 [astro-ph.CO]].
- [55] P. S. B. Dev, R. N. Mohapatra and Y. Zhang, *JCAP* **05** (2021), 014 doi:10.1088/1475-7516/2021/05/014 [arXiv:2010.01124 [hep-ph]].