

Optimal execution with deterministically time varying liquidity: well posedness and price manipulation*

Gianluca Palmari[†], Zoltán Eisler[‡], and Fabrizio Lillo[§]

Abstract. We investigate the well-posedness in the Hadamard sense and the absence of price manipulation in the optimal execution problem within the Almgren-Chriss framework, where the temporary and permanent impact parameters vary deterministically over time. We present sufficient conditions for the existence of a unique solution and provide second-order conditions for the problem, with a particular focus on scenarios where impact parameters change monotonically over time. Additionally, we establish conditions to prevent transaction-triggered price manipulation in the optimal solution, i.e. the occurrence of buying and selling in the same trading program. Our findings are supported by numerical analyses that explore various regimes in simple parametric settings for the dynamics of impact parameters.

Key words. Market impact, Optimal execution, Price manipulation.

MSC codes. 91G80

1. Introduction. Market frictions and trading costs significantly affect the investment performance of institutional investors. These include direct fees for market access and indirect costs arising from market microstructure effects, such as bid-ask spreads and price impact costs [5, 12]. Bid-ask spreads result from information asymmetry and inventory management by market makers [15, 22]. Impact costs are also often due to information asymmetry [22], they mechanically arise due to the limited availability of liquidity, and their statistical properties are extensively studied [5, 8, 24, 31]. Impact is often decomposed into two components. First, temporary impact reflects the short-term behavior of liquidity supply, and the immediate cost associated with a trade. Second, permanent impact reflects the long-term influence of a trade on the price, whose effect is accumulated over time.

Minimizing trading costs is an important topic in both the mathematical finance community and the financial industry [3, 5, 13, 14, 26, 30]. As indicated by the influential paper of Kyle [22], for market participants it is optimal to split their trade into smaller orders. Formally such Optimal Execution Problems involve the interplay of two opposing constraints: ensuring the total quantity is traded within the allotted time interval, and navigating impact to minimize adverse price moves.

Numerous optimal execution models have been proposed and are actively utilized in the financial industry. The seminal paper of Almgren and Chriss [3] introduced a price impact model, where permanent and temporary impact are linear functions of the traded volume and do not vary in time. Other approaches such as the propagator model [6], account for the transient nature of impact, relaxing over time [30]. Obizhaeva and Wang [26] delve into dynamic properties of supply and demand, and Fruth, Schoeneborn and Urusov [13] proposed

*Submitted to the editors DATE.

[†]Scuola Normale Superiore, Pisa, Italy (gianluca.palmari@sns.it).

[‡]Imperial College London, London, UK (z.eisler@imperial.ac.uk).

[§]University of Bologna and Scuola Normale Superiore, Pisa, Italy (fabrizio.lillo@sns.it).

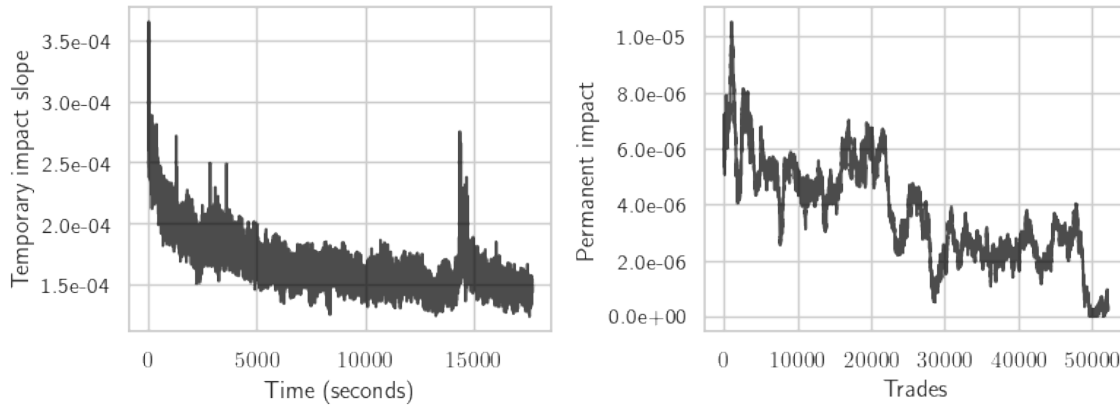


Figure 1. *Left:* Average intraday temporary impact dynamics for shares of Microsoft over June 2021. *Right:* Intraday permanent impact dynamics for shares of Microsoft on June 10, 2021.

time-varying models of impact based on Obizhaeva and Wang’s initial model.

A market impact model should not allow *price manipulation*, sometimes called dynamic arbitrage. In simple terms, this means that by trading in and out of a position one should not generate a profit by exploiting price impact. Alfonsi, Schied and Slynko [2] extended this notion by coining the term *transaction-triggered price manipulation* which occurs when, for example, buying some amount can be made cheaper if one manipulates impact by interjecting also some sell trades. By analyzing a model with linear transient and permanent impact components, they established necessary conditions for negative transaction costs. In this context, one of the objectives of our study is to provide well-posedness conditions, both in the Hadamard sense (existence of a unique solution that depends continuously on the input data [17]) and for practical, financial applications. If the problem is well-posed mathematically and avoids negative transaction costs, we will label it *strongly well-posed*. Conversely, if it is only mathematically well-posed, but allows negative transaction costs, we will call it *weakly well-posed*.

Most of the literature on optimal execution and on market manipulation makes the assumption that impact parameters are constant in time. This is a great simplification, since liquidity is highly dynamical, its value changes according to the time of the day, the arrival of expected or unexpected news, and it can sometimes even endogenously disappear, as happened during the Flash Crash [21]. To motivate the need to take into account the dynamic nature of impact parameters, in Figure 1 we show an estimation of the temporary (left) and permanent (right) impact coefficient for Microsoft shares in June 2021. This estimation of temporary impact is obtained by following the approach of Cartea and Jaimungal [10] which determines the price per share for various volumes by traversing the limit order book, computes the difference between the price per share and the mid-price at that time, and performs a linear regression. The temporary impact is estimated as the slope of this regression at each time. On the other hand, the permanent impact estimation is obtained following the approach of [9], which is based on a score-driven [4] modification of the Hasbrouck VAR model

[18]. From both panels it is evident that within each day the impact parameters vary strongly in time, and their dynamics is composed of a deterministic pattern superimposed with random fluctuations.

In this paper, we study the optimal execution when liquidity and market impact are deterministically time-dependent. We put special emphasis on conditions for the existence and uniqueness of solutions, i.e. its well-posedness, and on the absence of potential price manipulations. In fact, as we detail below, if the speed of variation of liquidity is too high, manipulation might appear in the optimal strategies or the problem can become ill-posed.

Our paper starts from a classical Almgren-Chriss setting in discrete time, assuming that the temporary and permanent impact coefficients are time-dependent. Section 2 lays the groundwork for our analysis by presenting the problem setting, establishing the notation, and defining the concept of well-posedness. Building upon this foundation, the section then leverages discrete time settings and B-matrices theory to derive results in the continuous time limit on admissible regime dynamics, specifically for conditions ensuring strong well-posedness. Section 3 presents our analytical results for the continuous time setting. Using classical calculus of variations the problem is recast into a second order differential equation with Dirichlet boundary conditions. Leveraging the theory of such boundary problems and the Sturm-Picone Lemma, we provide sufficient conditions for the existence of a unique extremal point and second-order conditions guaranteeing that this point is a maximum. We also provide conditions for the positivity and monotonicity of the solution and therefore for the absence of transaction-triggered price manipulation. Section 4 provides a detailed numerical analysis of the properties of the optimal solution when temporary and permanent impact are exponentially time-varying¹. Numerical analysis confirms our theoretical results and shows that our sufficient conditions are rather binding. Finally in Section 5 we draw some conclusions. The paper contains several Appendices, where the proofs of our propositions are presented.

2. The market impact model and the Optimal Execution Problem. In this Section, we introduce discrete time and continuous time market impact models and the associated Optimal Execution Problems. Additionally, in Subsection 2.3 we provide the definitions of weakly and strongly well-posed problems.

2.1. The discrete time framework. An agent fixes a finite time horizon of trading $T > 0$, and splits the interval $[0, T]$ into N equal sub-intervals indexed by $i \in \{1, \dots, N\}$. By definition these correspond to the periods $[t_i, t_{i+1})$, where $t_i = \frac{(i-1)T}{N}$.

Definition 2.1 (Trading strategy in discrete time). *A trading strategy in discrete time is a sequence $\xi_1, \dots, \xi_N \in \mathbb{R}$ of trades for the corresponding sub-intervals. For the total number of shares traded we use the notation*

$$(2.1) \quad Q = \sum_{i=1}^N \xi_i.$$

A strategy is a sell program when $Q < 0$, and a buy program when for $Q > 0$.

¹The Appendix also contains the case of power-law decaying impact coefficients.

Definition 2.2. A strategy is *previsible* if ξ_n is \mathcal{F}_{n-1} -measurable, where \mathcal{F}_{n-1} is the information set available to the trader up to the end of the $n-1$ 'th interval, i.e. before time $(n-1)T/N$. We define $\mathbb{F} = \{\mathcal{F}_n, n \in \{0, \dots, N-1\}\}$ the filtration induced by $\{\epsilon_n\}_{n=0}^{N-1}$, where $\epsilon_n \stackrel{\text{ind}}{\sim} \mathcal{N}(0, \sigma_n^2)$ is the noise process. Note that we do not impose any sign property on the trading process.

Definition 2.3. For a fixed value $Q \in \mathbb{R}$ we define the space of admissible strategies by $\Xi = \{\xi \in \mathbb{R}^N : \sum_{n=1}^N \xi_n = Q, \xi_n \in \mathcal{F}_{n-1}, \text{ and } \exists M > 0 \text{ s.t. } |\xi_i| < M, \forall i \in \{1, \dots, N\}\}$. Admissible strategies are \mathbb{F} -adapted and bounded.

Definition 2.4 (Time-varying Almgren-Chriss model in discrete time). The model [3] encodes the agent's impact on the market price S as

$$(2.2) \quad S_k = S_{k-1} + \theta_k \xi_k + \epsilon_k,$$

while the price experienced by the trader is defined by

$$(2.3) \quad \tilde{S}_k = S_{k-1} + \eta_k \xi_k.$$

The Almgren-Chriss model includes two types of market impact. First, the process θ_k is \mathcal{F}_0 -measurable and positive, and represents the *permanent* impact. When the agent trades ξ_k shares at time t_k , he permanently impacts the market price by the value $\theta_k \xi_k$. Second, the model also considers an additional time-varying impact, called *temporary* impact and denoted by the \mathcal{F}_0 -measurable and positive process η . This impact completely dissipates after the trade, but affects the transaction costs.

The implementation shortfall for a discrete time strategy is defined as the difference between the amount generated by the execution and the initial value QS_0 of the portfolio at time zero:

$$(2.4) \quad \text{IS}(\xi) = \sum_{i=1}^N \xi_i \tilde{S}_i - QS_0.$$

The expected cost of trading is defined as

$$(2.5) \quad \mathcal{C}(\xi) = \mathbb{E}_0 [\text{IS}(\xi)].$$

and in turn, the Optimal Execution Problem is formulated as minimizing the cost, via

$$(2.6) \quad \xi^* = \arg \min_{\xi \in \Xi} \mathcal{C}(\xi).$$

The objective of this paper is to analyze the solutions of Problem (2.6), its continuous time counterpart (Problem (2.19) below), and to establish conditions for the existence and uniqueness. In order to do so, we will require two more fundamental definitions.

Definition 2.5. Let us consider an admissible strategy ξ for $Q \in \mathbb{R}$. A *discrete time price manipulation strategy* is an admissible strategy such that $\mathcal{C}(\xi) < 0$. This is different from the definition of Huberman and Stanzl [19], who considered the case of $Q = 0$, where both buying and selling are permitted.

Definition 2.6. A discrete time model admits transaction-triggered price manipulation [1] if there exists $Q \in \mathbb{R}$ and a corresponding admissible strategy $\tilde{\xi}$ such that

$$(2.7) \quad \mathcal{C}(\tilde{\xi}) < \inf \{ \mathcal{C}(\xi) \mid \text{sign}(\xi_i) = \text{sign}(Q), \forall i \in \{1, \dots, N\} \}.$$

Simply put, the cost of a sell (buy) program can be decreased by intermediate buy (sell) trades.

Proposition 2.7. When A is positive semi-definite, the Optimal Execution Problem may be written as

$$(2.8) \quad \xi^* = \arg \min_{\xi \in \Xi_0} \left\{ \frac{1}{2} \xi^T A \xi \right\}, \quad A = \begin{bmatrix} 2\eta_1 & \theta_1 & \dots & \dots & \theta_1 \\ \theta_1 & 2\eta_2 & \theta_2 & \dots & \theta_2 \\ \dots & \theta_2 & 2\eta_3 & \dots & \dots \\ \dots & \dots & \dots & \dots & \theta_{N-1} \\ \theta_1 & \theta_2 & \dots & \theta_{N-1} & 2\eta_N \end{bmatrix},$$

where $\Xi_0 = \{ \xi \in \mathbb{R}^N : \sum_{i=1}^N \xi_i = Q, \xi_j \in \mathcal{F}_0, \forall j \in \{1, \dots, N\} \}$.

The proofs of this and all subsequent propositions are presented in Appendix A.

Notice that in the calculation of the optimal strategy the matrix A encodes the impacts. Notably, we observe that the trader incurs a cost proportional to each of the temporary impacts once, and a cost proportional to the i 'th permanent impact $N - i$ times. Moreover, the Problem (2.6) is "dynamic" in the sense that we optimize with respect to the admissible set of strategies Ξ . Those strategies are such that $\xi_t \in \mathcal{F}_{t-1}$. Proposition 2.7 shows that the optimal solution ξ_t^* is "static", $\xi_t^* \in \mathcal{F}_0$, i.e. it is sufficient to minimize over this much smaller set Ξ_0 of strategies.

Since the optimization problem is quadratic, it is immediate to see that the following Proposition holds.

Proposition 2.8. If A is symmetric definite positive (SPD), then the Optimal Execution Problem has a unique solution ξ^* , and

$$(2.9) \quad \xi^* = \frac{Q}{\mathbf{1}^T A^{-1} \mathbf{1}} A^{-1} \mathbf{1}.$$

Before diving into the formal properties of our optimal execution model, we present two examples that elucidate the mathematical and financial motivations for studying optimal execution in a time-varying setting.

Example 2.1. (Constant impact) Assume time-independent constant impact parameters θ and η . Note that $Sp(A) = \{2\eta - \theta, 2\eta + (N - 1)\theta\}$. The first eigenvalue has algebraic multiplicity $N - 1$, while the second eigenvalue has algebraic multiplicity one. Thus, if $\eta > \frac{\theta}{2}$ the optimal solution is the TWAP strategy $\xi_i^* = \frac{Q}{N}$ [3]. This is because A is SPD, which makes the problem convex. On the contrary if $\eta < \frac{\theta}{2}$, then the worst strategy is the TWAP, because $-A$ is SPD, and thus the problem is concave.

Example 2.2. (Time-varying impact) One might ask whether the above condition $\eta_i > \frac{\theta_i}{2}$ is an insufficient, sufficient, or necessary condition to ensure a well-posed minimization problem. It turns out, none of these is true in general.

Consider the matrix

$$(2.10) \quad A = \begin{bmatrix} 2\eta_1 & \theta_1 & \theta_1 \\ \theta_1 & 2\eta_2 & \theta_2 \\ \theta_1 & \theta_2 & 2\eta_3 \end{bmatrix},$$

where $\theta = (1, 3, \theta_3)$ and $\eta = (2, 2, \eta_3)$. The two first minors of A are positive, implying that $\det(A_3) > 0$ if and only if A is symmetric positive definite (SPD). It is noteworthy that $\det(A_3) < 0 \Leftrightarrow \eta_3 < \frac{17}{15}$. Therefore, if $\eta_3 < \frac{17}{15}$ and $\theta_3 < \frac{34}{15}$, the problem is ill-posed. For instance, when $\theta_3 = 2$ and $\eta_3 \in (1, \frac{19}{15})$, the Optimal Execution Problem becomes a saddle point problem, resulting in an unbounded cost function over Q . Note that θ_3 does not have any influence on the optimization. It is chosen to be smaller than $\frac{34}{15}$ only to be consistent with the initial assumption $\eta_i > \frac{\theta_i}{2}$ for $i \in \{1, 2, 3\}$.

An alternative condition, $\eta_i > (N - 1)\frac{\theta_i}{2}$, ensures that A is diagonally dominant, hence SPD. This establishes strict convexity, guaranteeing the existence of an optimal execution strategy without generating negative transaction costs. However, this condition becomes increasingly restrictive for large N , and especially as N approaches infinity.

It is possible to show – using the Lagrange optimality conditions – that when the permanent impact θ is constant, the condition $\eta_i > \frac{\theta}{2}$ for all $i \in \{1, \dots, N\}$ guarantees that the Optimal Execution Problem is well-posed and the optimal solution does not change sign during the execution, i.e. the problem is strongly well-posed. However, the previous example shows that $\eta_i > \frac{\theta_i}{2}$ is not sufficient for having a well-posed problem when permanent when permanent impact is time-varying. We therefore need to impose other conditions.

Using the property of diagonally dominant matrices, it is straightforward to prove the following.

Proposition 2.9. *If*

$$(2.11) \quad 2\eta_i > \sum_{j=1}^{i-1} \theta_j + (N - i)\theta_i,$$

then the Optimal Execution Problem is weakly well-posed.

Proposition 2.9 provides a sufficient condition for Hadamard well-posedness by rendering the problem strictly convex. However, convexity alone does not offer insights into the nature of the optimal solution. Despite A being SPD, the optimal solution might still involve both buys and sells. To address such scenarios, we introduce the B-matrix class [28], which proves instrumental in resolving these questions.

Definition 2.10. *Let $A = (a_{i,k})_{1 \leq i,k \leq N}$ be a real square matrix. A is a B-matrix when it has positive row sums and all of its off-diagonal elements are bounded above by the corresponding row means, i.e. for all $i = 1, \dots, N$*

$$(2.12) \quad \sum_{k=1}^N a_{i,k} > 0, \text{ and } \frac{1}{N} \left(\sum_{k=1}^N a_{i,k} \right) > a_{i,j}, \forall j \neq i.$$

Note that B-matrices and diagonally dominant matrices do not have mutual inclusion properties. Let be an impact matrix with $\theta_i = \frac{9}{4}$, and $\theta_1 = \theta_2 - \frac{1}{10} = \theta_2 - \frac{2}{10}$. This does not satisfy the B-matrix property of Proposition C.4, but it is diagonally dominant. On the other hand let be an impact matrix with parameters $\eta_1 = \eta_3 = 1 = \frac{3}{4}\eta_3$ and $\theta_1 = 1 = \frac{2}{3}\theta_2$. By Proposition C.4 this is a B-matrix, but the two last rows violate the diagonally dominant property.

Proposition 2.11. *If A is a B-matrix, the corresponding Optimal Execution Problem has a unique solution and is strongly well-posed.*

The B-matrix condition is easy to verify. We derive an important but restrictive condition on impact dynamics that ensures strong well-posedness of the Optimal Execution Problem. For more general results we will consider the problem in continuous time.

Proposition 2.12. *If the permanent impact θ_i is decreasing, and*

$$(2.13) \quad 2 \min\{\eta_i\}_{i=1}^N \geq \max\{\theta_1, \theta_N\} - N \min\{\theta_{l+1} - \theta_l\}_{l=1}^{N-1},$$

then A is a B-matrix.

Proposition 2.12 provides a straightforward way to test for verifying the B-matrix property of the impact matrix. Moreover, this proposition gives rise to the following corollary, which establishes an initial result concerning admissible impact dynamics in continuous time. This topic will be examined in greater depth in Section 3.

Corollary 2.13. *Reparametrizing by $\tilde{\eta}_i = \eta(\frac{N}{T})^2$ we get*

$$(2.14) \quad 2\tilde{\eta} \geq \frac{T^2 \max\{\theta_1, \theta_N\}}{N^2} - T^2 \min\left\{\frac{(\theta_{l+1} - \theta_l)}{N}\right\}_{l=1}^{N-1} \underset{+\infty}{\sim} \bar{\theta}T^2,$$

with $\tilde{\eta} := \min\{\tilde{\eta}_i\}_{i=1}^N$ and $\bar{\theta} := -\lim_{N \rightarrow +\infty} \min\left\{\frac{(\theta_{l+1} - \theta_l)}{N}\right\}_{l=1}^{N-1}$.

Note that if θ is decreasing, then $\bar{\theta}$ is positive and the inequality $2\tilde{\eta} \geq \bar{\theta}T^2$ is not always true. Rather, it depends on the speed of decrease of θ with respect to the minimal value of the permanent impact.

2.2. The continuous time framework. We now turn to the main objective of this paper, namely the determination of well-posedness of the Optimal Execution Problem with time varying impact parameters in continuous time. Consider trading over the time interval $t \in [0, T]$. A trading strategy is defined by an absolutely continuous asset position (inventory) ζ_t and trading velocity defined as $d\zeta_t = \dot{\zeta}_t dt$.

Definition 2.14. *In continuous time, for a fixed initial position of $Q \in \mathbb{R}$ shares to liquidate, we define the space of admissible strategies as $\Xi = \{\zeta \in \mathcal{C}^2(\mathbb{R}) : \zeta_{t \rightarrow 0} = Q \text{ and } \zeta_{t \rightarrow T} = 0.\}$. Admissible strategies are \mathbb{F} -adapted and should respect the condition $\mathbb{E}\left[\int_0^T \dot{\zeta}_t^2 dt\right] < +\infty$.*

Following [3] we assume that the dynamics of the efficient price S_t and cash process X_t are given by

$$(2.15) \quad dS_t = \theta_t \dot{\zeta}_t dt + \sigma_t dW_t,$$

$$(2.16) \quad dX_t = -\dot{\zeta}_t(S_t + \eta_t \dot{\zeta}_t) dt,$$

with permanent and temporary impact θ_t and η_t , respectively, and volatility σ_t . The first two functions are assumed to be continuously differentiable on $[0, T]$ and all three are \mathcal{F}_0 -measurable, where $\mathbb{F} = \{\mathcal{F}_t\}_{t \geq 0}$ is the filtration associated to the Brownian motion W_t .

The connection of the continuous time model with the discrete time one is provided by the following proposition.

Proposition 2.15. *The discrete time model of Eqs. (2.2) and (2.3) is a discretization of Eqs. (2.15) and (2.16).*

Using integration by parts and assuming $X_0 = 0$, we get the total cash generated by the selling procedure:

$$(2.17) \quad X_T(\zeta) = \int_0^T (\theta_t \dot{\zeta}_t \zeta_t - \eta_t \dot{\zeta}_t^2) dt + \int_0^T \sigma_t dW_t + QS_0.$$

The execution cost is defined as the initial value of the position minus the expected terminal cash. To align with the literature, since we consider a selling procedure, we consider the maximization problem that focuses on maximizing the terminal cash in excess. Defining

$$(2.18) \quad \mathcal{C}(\zeta) = \mathbb{E}_0 [X_T(\zeta) - QS_0] = \int_0^T (\theta_t \dot{\zeta}_t \zeta_t - \eta_t \dot{\zeta}_t^2) dt,$$

the Optimal Execution Problem is hence formulated as

$$(2.19) \quad \zeta^* = \arg \max_{\zeta \in \Xi} \mathcal{C}(\zeta),$$

where Ξ is the space of admissible strategies.

According to Definition 2.14, the positive quantity $Q > 0$ corresponds to liquidating a positive inventory, therefore a selling program. This is the reverse of the discrete time convention. Similarly, Eq. (2.19) *maximizes the earned cash* in continuous time minus the initial value of the portfolio. Its discrete time counterpart Eq. (2.6) *minimizes trading cost*. These opposing choices of signs are customary in the literature.

The maximization of the cash functional in the r.h.s. of Eq. (2.18) can be obtained by using the Euler-Lagrange equation, see [16].

An extremal point of \mathcal{C} is a function $\zeta \in \Xi$ such that

$$(2.20) \quad \begin{cases} 2\eta_t \ddot{\zeta}_t + 2\dot{\eta}_t \dot{\zeta}_t - \dot{\theta}_t \zeta_t & = 0, \\ \zeta_{t=0} & = Q, \\ \zeta_{t=T} & = 0. \end{cases}$$

Finally, we recall the definition of transaction-triggered price manipulation given by [2].

Definition 2.16. *A continuous time model admits transaction-triggered price manipulation if there exists $Q \in \mathbb{R}$ and a corresponding admissible strategy $\tilde{\zeta}$ such that*

$$(2.21) \quad \mathcal{C}(\tilde{\zeta}) > \sup \left\{ \mathcal{C}(\zeta) \mid \text{sign}(\dot{\zeta}_t) = -\text{sign}(Q), \forall t \in [0, T] \right\}.$$

This is consistent with the discrete time Definition 2.6.

Theorem 2.17. *If a price impact model does not admit transaction-triggered price manipulation, then it does not admit arbitrage in the sense that there is no admissible strategy that generates negative transaction costs [1].*

2.3. Well-posedness. Throughout this paper, we extensively discuss the well-posedness of the Optimal Execution Problem, which is defined specifically as a Hadamard problem [17]. In other words, a well-posed Optimal Execution Problem is characterized by the existence of a unique solution, which can be computed either analytically or numerically, and its numerical computation is stable. In the following we define when a problem is weakly or strongly well-posed, give sufficient conditions for each, and study their financial properties.

Definition 2.18 (Strongly well-posed). *An Optimal Execution Problem is strongly well-posed if it meets the Hadamard criteria for well-posedness and consistently maintains the same sign for each element in a discrete time setting. In a continuous time setting, this entails that the inventory solution remains monotonic. Note that Theorem 2.17 implies that this kind of problem admits only non-negative cost.*

Definition 2.19 (Weakly well-posed). *We say that an Optimal Execution Problem is weakly well-posed, if it is well-posed in the Hadamard sense, and admits optimal solutions with both buy and sell trades.*

Theorem 2.17 plays a pivotal role in practical applications by enabling the proof of non-arbitrage results. It allows us to establish the strong well-posedness of a model by demonstrating that the price impact model does not admit transaction-triggered price manipulation.

3. Well posedness of the continuous time Optimal Execution Problem. This Section considers the continuous time version of the time varying Almgren-Chriss optimal execution model. When impacts are constant, the derivation of the optimal solution is straightforward. We start by providing a condition for the existence and uniqueness of solutions in the time-varying case which is rather more complex. This is illustrated by some compelling examples. Then we delve deeper by formulating second-order conditions, and analyzing potential solution dynamics via numerical examples that reflect real-world financial markets.

3.1. Existence and uniqueness of the solution. To begin, let us introduce a sufficient condition for the existence and uniqueness of the solution of the optimization problem.

Proposition 3.1. *Let $f : (t, u_1, u_2) \in [0, T] \times \mathbb{R}^2 \mapsto -\frac{\dot{\eta}_t}{\eta_t} u_1 + \frac{\dot{\theta}_t}{2\eta_t} u_2 \in \mathbb{R}$. If $f(t, \cdot)$ is continuous, uniformly Lipschitz, $\left\{ \frac{\partial f(t, \cdot)}{\partial u_i} \right\}_{i=1,2}$ are continuous, and if there exists $\lambda \in (0, 1)$ such that*

$$(3.1) \quad \max \left\{ \frac{1}{2} \int_0^T \left| \frac{\dot{\theta}_t}{\eta_t} \right| dt, \int_0^T \left| \frac{\dot{\eta}_t}{\eta_t} \right| dt \right\} \leq \log(1 + 2\lambda),$$

then the Optimal Execution Problem (2.19) has a unique solution.

3.2. Motivating Examples. In order to motivate the study of the Optimal Execution Problem in a time-varying context, let us look at a few simple examples.

Example 3.1. (Constant impact)

In the original Almgren-Chriss model the impact parameters are constant, i.e., $\theta_t = \theta > 0$ and $\eta_t = \eta > 0$. Consequently, $\dot{\eta}_t = 0$ and $\dot{\theta}_t = 0$. The Euler-Lagrange equations are

$$(3.2) \quad \begin{cases} \ddot{\zeta}_t &= 0, \\ \zeta_{t \rightarrow 0} &= Q, \\ \zeta_{t \rightarrow T} &= 0. \end{cases}$$

The solution is $\zeta_t = Q(1 - \frac{t}{T})$ i.e. the program trades at a constant rate $\dot{\zeta}_t = -\frac{Q}{T}$. This is called the TWAP strategy. The solution is unique, because inequality (3.1) is trivially verified $\forall \lambda \in (0, 1)$.

Example 3.2. (Constant permanent impact with time-varying temporary impact)

When one couples a constant permanent impact $\dot{\theta}_t = 0$ with a temporary impact varying in time $\dot{\eta}_t \neq 0$, the optimal execution strategy is not anymore constant. The Euler-Lagrange equations are

$$(3.3) \quad \begin{cases} \eta_t \ddot{\zeta}_t + \dot{\eta}_t \dot{\zeta}_t &= 0, \\ \zeta_{t \rightarrow 0} &= Q, \\ \zeta_{t \rightarrow T} &= 0. \end{cases}$$

The first equation ensures that the derivative of $\eta_t \dot{\zeta}_t$ is zero. The solution is given by

$$(3.4) \quad \dot{\zeta}_t = -\frac{Q}{\|\eta\|_{-1}} \frac{1}{\eta_t},$$

with the L^{-1} norm defined as $\|\eta\|_{-1} \equiv \int_0^T \eta_t^{-1} dt$. One trades faster when impact is small and slower when impact is large. The solution is unique, and it is derived using the boundary conditions and applying integration rules. To find this existence and uniqueness, we did not have to leverage Proposition 3.1. Notice that $\dot{\zeta}_t < 0$ is negative on $[0, T]$, so the optimal solution avoids transaction-triggered price manipulation. Consequently, price manipulation is not possible in this setting.

Example 3.3. (Constant temporary and linearly increasing permanent impact)

Let us now look at the reverse scenario of the previous example with constant temporary impact $\eta > 0$ and permanent impact that varies over time.

Instead of solving the general case of time-varying permanent impact, we consider the linear case

$$(3.5) \quad \theta_t = a + b \cdot t,$$

where $b > 0$ and $a > 0$. This impact regime gives the Euler-Lagrange equations

$$(3.6) \quad \begin{cases} \ddot{\zeta}_t - \gamma \zeta_t &= 0, \\ \zeta_{t \rightarrow 0} &= Q, \\ \zeta_{t \rightarrow T} &= 0, \end{cases}$$

where $\gamma = \frac{b}{2\eta}$. The optimal solution is given by

$$(3.7) \quad \zeta_t = Q \frac{\sinh[\sqrt{\gamma}(T-t)]}{\sinh[\sqrt{\gamma}T]}.$$

Notably, this solution aligns with that of a risk-averse investor facing constant permanent impact. This mapping is achieved by substituting $b \rightarrow \lambda\sigma^2$, where λ represents the risk aversion coefficient of a CARA agent [16]. Additionally, $\dot{\zeta}_t < 0$, which ensures the absence of price manipulation.

Example 3.4. (Constant temporary and linearly decreasing permanent impact)

Equation (3.5) also allows for decreasing permanent impact with $b < 0$, but we must assume $a > |b|T$ to keep θ_t positive. The optimal solution takes the form

$$(3.8) \quad \zeta_t = Q \frac{\sin[\sqrt{|\gamma|}(T-t)]}{\sin[\sqrt{|\gamma|}T]}.$$

In this scenario, price manipulation occurs when the initial velocity is positive, $\dot{\zeta}_0 > 0$. This makes it optimal to buy at the beginning and sell (more than Q) later on. The onset of such behavior is observed when

$$(3.9) \quad |b| > \frac{\pi^2\eta}{2T^2}.$$

It is worth noting that when $|b| = 2n\pi^2\eta/T^2$ (with $n \in \mathbb{N}$), the Optimal Execution Problem lacks a solution. That particular setting of impacts violates Proposition 3.1.

For $|b| > \frac{\pi^2\eta}{2T^2}$, the optimal solution oscillates between positive and negative values of ξ_t , indicating transaction-triggered price manipulation.

It is important to note that transaction-triggered price manipulation does not necessarily imply negative transaction costs. The cash in excess is

$$(3.10) \quad \mathcal{C}(\zeta) = \frac{Q^2}{2} \left(-a + \frac{b \cot \sqrt{|\gamma|}}{\sqrt{|\gamma|}} \right).$$

As expected, for constant permanent impact, this quantity is negative and reduces to the standard quadratic cost $-\frac{aQ^2}{2}$. However, there are cases where the cash in excess is positive. For example, with $T = 1$, $a = 5$, and $\eta = 0.25$, the excess cash is positive when $b < -4.09$, that is, the cash obtained with the liquidation is greater than the initial mark-to-market value. Thus, in this simple case, we have a proper price manipulation.

3.3. Second order conditions and well-posedness. We now examine the well-posedness of the cash maximization problem, and in particular the conditions under which the extremal point of our calculus of variations problem is a maximum. Specifically, we provide both necessary and sufficient conditions for our Optimal Execution Problem (2.19) to qualify as a maximization problem. Additionally, we establish impact regimes in which the solution to the Euler-Lagrange equation represents the unique maximum for the problem.

Proposition 3.2. *If an extremal point to \mathcal{C} is a local maximum, then necessarily*

$$(3.11) \quad \int_0^T \phi(t)\dot{\phi}(t)\theta_t dt \leq \int_0^T [\dot{\phi}(t)]^2 \eta_t dt, \quad \forall \phi \in \mathcal{C}_c^\infty([0, T])$$

where $\mathcal{C}_c^\infty([0, T])$ is the set of continuous functions for which all orders of derivatives are continuous and with compact support.

Since this property is difficult to verify in practice, the following proposition provides a sufficient condition easy to test.

Proposition 3.3. *Let $\bar{\eta} = \min_{0 \leq t \leq T} \{\eta_t\}$ and let $\bar{\theta}$ be such that $\bar{\theta} \geq -\dot{\theta}_t \forall t \in [0, T]$ and $\bar{\theta} > 0$. Define $\gamma := \frac{\bar{\theta}}{2\bar{\eta}}$. Assuming the Optimal Execution Problem has a unique solution, if $\sqrt{\gamma T} < \pi$, then it is a maximum, and the Optimal Execution Problem is weakly well-posed.*

The proof of such a result is based on classical perturbation method from calculus of variation, and the Sturm-Picone lemma, see A.4.4 and proof A.4.5.

Adding the assumptions of Proposition 3.1 to Proposition 3.3 we ensure that the Optimal Execution Problem is a maximization problem, with a unique solution, and this solution is the unique solution of the non-autonomous boundary value problem (2.20).

Remark 3.4. Proposition 3.2 establishes a necessary condition for θ and η , when ξ is a local maximum. In order to be rigorous, we have to prove that the constraint $\sqrt{\gamma T} < \pi$ does not contradict the inequality (3.11). Note that using integration by parts and the Poincaré inequality with $d = T$ (diameter of the domain) and $p = 2$, we get

$$\begin{aligned} \int_0^T \phi(t)\dot{\phi}(t)\theta_t dt &= \frac{1}{2} \int_0^T \phi(t)^2 (-\dot{\theta}_t) dt \\ &\leq \frac{\bar{\theta}}{2} \int_0^T \phi(t)^2 dt \\ &\leq \frac{\bar{\theta} T^2}{2\pi^2} \int_0^T (\dot{\phi}(t))^2 dt \\ &\leq \frac{\gamma T^2}{\pi^2} \int_0^T (\dot{\phi}(t))^2 \eta_t dt \\ \int_0^T \phi(t)\dot{\phi}(t)\theta_t dt &< \int_0^T (\dot{\phi}(t))^2 \eta_t dt. \end{aligned}$$

Thus we proved that our assumption does not contradict the necessary conditions for ζ to be a local maximum, it is a sufficient condition for preserving Inequality (3.11). This finding

has significant implications for the physical interpretation of our model. While Proposition 3.2 establishes a sufficient condition for the cash maximization problem, saturating Poincaré's inequality, turns our condition from being sufficient to both necessary and sufficient in certain regimes. Consequently, the inequality becomes optimal, and cannot be relaxed.

Furthermore, the continuous-time model extends partially our discrete-time findings (as detailed in Proposition 2.12), allowing us to characterize a broader spectrum of impact settings that yield weak well-posedness.

Our analysis reveals that the B-matrix property of A ensures two crucial aspects: the absence of negative transaction costs and the prevention transaction-triggered price manipulation. However, it is important to note that the B-matrix property may be overly stringent. It provides sufficient conditions but not necessary ones, thus falling short of fully characterizing all impact settings that guarantee either strong or weak well-posedness.

We have derived a continuous time setting when the permanent impact decreases. The computation consists of a sequence of sufficient conditions, each more restrictive than the previous one. The result is a sufficient condition for the problem to be strongly well-posed:

$$(3.12) \quad \frac{\bar{\theta}}{2\bar{\eta}} \leq \frac{1}{T^2}.$$

Compare this with the maximal inequality of Proposition 3.3 in continuous time:

$$(3.13) \quad \frac{\bar{\theta}}{2\bar{\eta}} \leq \frac{\pi^2}{T^2}.$$

This latter is wider by a factor π^2 , but allows for the problem to be either weakly or strongly well-posed. Therefore the two results are complementary. It remains for future work to tighten these inequalities and to find alternative, improved criteria for strong well-posedness.

3.4. Positivity, monotonicity, and price manipulation. We now investigate the qualitative aspects of the solution, in particular its positivity and monotonicity. We aim to identify necessary and/or sufficient conditions on θ and η to prevent price manipulation and/or transaction-triggered price manipulation.

Proposition 3.5. *Let $\bar{\eta} = \min_{0 \leq t \leq T} \{\eta_t\}$, and let $\bar{\theta}$ be such that $\bar{\theta} \geq -\dot{\theta}_t \forall t \in [0, T]$ and $\bar{\theta} > 0$. Define $\gamma := \frac{\bar{\theta}}{2\bar{\eta}}$. Assuming the Optimal Execution Problem has a unique solution, if $\sqrt{\gamma}T < \pi$, then the optimal solution ζ is non-negative.*

Notice that under the conditions of Proposition 3.5, the inventory associated with the optimal strategy becomes zero only once at time T , or if there exists t_0 such that $\zeta_{t_0} = 0$, then $\zeta_t = 0$ for all $t \in [t_0, T]$.

We now state several propositions regarding the properties of the solution in different cases of increasing or decreasing temporary and permanent impact. Table 1 summarizes the content of these propositions.

Proposition 3.6. *If both permanent and temporary impact are increasing, the optimal solution is monotonic, bounded from above by the TWAP strategy and convex. Consequently, no transaction-triggered price manipulation or price manipulation is possible.*

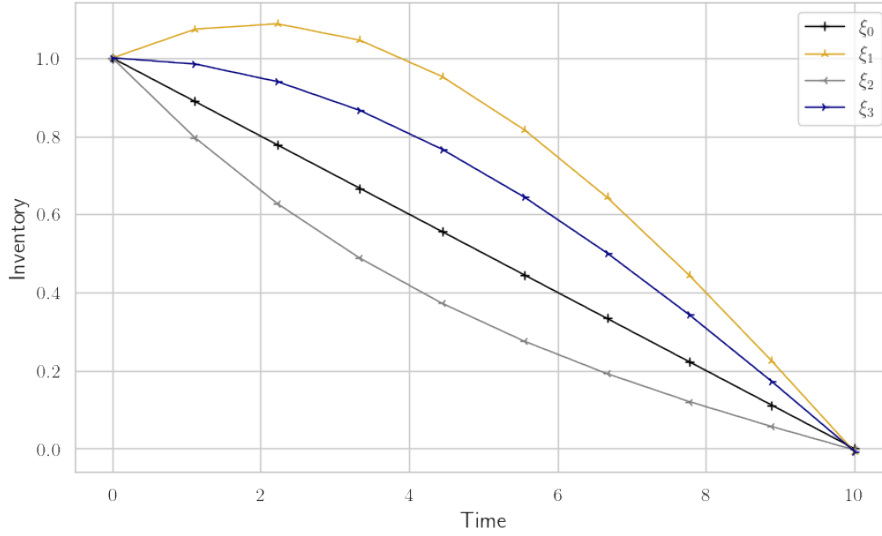


Figure 2. Optimal execution strategies. We consider only exponentially varying impacts such that $\theta_t = \beta_\theta e^{\alpha_\theta t}$ and $\eta_t = \beta_\eta e^{-\alpha_\eta t}$. ξ_0 is the TWAP strategy. ξ_1 : is the optimal strategy with $\alpha_\theta = -1$, and $\alpha_\eta = -0.2$. ξ_2 : is the optimal strategy with $\alpha_\theta = 0.6$, and $\alpha_\eta = 0.2$. We have considered in every case $\frac{\beta_\theta}{\beta_\eta} = 0.1$. ξ_3 : is the optimal strategy with $\alpha_\theta = -0.5$, and $\alpha_\eta = -0.2$.

Proposition 3.6 aligns with Example 3.3, where we considered constant temporary and linearly increasing permanent impact. In that example, the optimal solution was a strictly decreasing, consistently staying below the TWAP strategy.

Proposition 3.7. *If temporary impact is constant, permanent impact is decreasing, and $\sqrt{\gamma}T < \pi$, then the optimal solution is non-negative. It exhibits at most two phases of execution. The optimal solution can be either monotonic, thereby ruling out transaction-triggered price manipulation, or its velocity can change sign exactly once during execution. The optimal solution is always concave, and bounded from below by TWAP.*

Proposition 3.7 establishes a necessary and sufficient condition for a model with constant temporary impact and decreasing permanent impact. Specifically, if the initial velocity of a sell program is negative, then the optimal solution is monotonic, and no transaction-triggered price manipulation is possible. This condition, in turn, implies the absence of price manipulation.

Proposition 3.8. *Assume permanent impact is increasing, and temporary impact decreasing. Then there is a unique solution to the Optimal Execution Problem, there is no transaction-triggered price manipulation, and hence no price manipulation.*

Proposition 3.9. *Suppose that both permanent and temporary impact are decreasing. Given the assumptions of Proposition 3.5, if a solution exists for the Optimal Execution Problem, it cannot be locally convex. Additionally, the inventory is consistently non-negative. Furthermore, in cases where the optimal solution allows for transaction-triggered price manipulation, the buy phase must be concave. The TWAP strategy bounds the optimal solution from below.*

It is worth noticing that Proposition 3.9 states that the optimal strategy exhibits two possible patterns. On the one hand, it can be monotonically decreasing and concave. On the other hand, the trading profile can involve two execution phases: a first one buying with a concave strategy, then a second one selling in a concave manner. Throughout these scenarios, there is always a non-negative inventory.

Proposition 3.10. *Let permanent impact be decreasing, and temporary impact increasing. Choose $\sqrt{\gamma}T < \pi$ and assume that there is a unique solution to Eq. (2.20). The Optimal Execution Problem has a unique solution, that is non-negative and can be either decreasing, or have one turning point.*

Figure 2 illustrates the four possible types of optimal solutions, for a sell program with $Q = 1$ and exponentially varying impact parameters, that our model can generate when imposing $\sqrt{\gamma}T < \pi$ from Proposition 3.3:

1. The black line refers to the TWAP strategy. This strategy has a constant velocity execution equal to $-\frac{1}{T}$.
2. The orange line represents a two regime execution strategy. The initial velocity is positive thus one starts the sale by buying, then one sells everything purchased plus the initial quantity to sell. This strategy has transaction-triggered price manipulation, and the inventory is concave, because $\dot{\zeta}_t \leq 0$ for all $t \in [0, T]$.
3. The grey line describes an optimal solution that has negative initial velocity. Note also that this solution is concave and thus $\ddot{\zeta}_t \leq 0$ for all $t \in [0, T]$. This strategy is monotonic, but its concavity makes it always bounded from below by the TWAP strategy.
4. Finally the blue line represents a convex inventory strategy. The initial velocity is negative, and the strategy is always bounded from above by the TWAP strategy. Note that such a strategy is monotonic, and thus there is no transaction-triggered price manipulation.

In conclusion, Table 1 displays the different patterns that can be observed depending on the monotonicity properties of permanent and temporary impact parameter.

Temporary Impact	Permanent Impact		
	Increasing	Decreasing	Constant
Increasing	cvx, mono	tp	cvx, monotonic
Decreasing	mono	ccv, tp	ccve, mono
Constant	cvx, mono	ccv, one tp	cst speed

Table 1

Characteristics of the optimal solution in different impact settings. The abbreviations correspond to the following: cvx: convex, ccv: concave, ccve: convex or concave, mono: monotonic but non-linear, const: constant speed, tp: single turning point.

4. Numerical examples. We now present some numerical analysis of the optimal execution and its properties when both temporary and permanent impact are time-varying. As discussed previously, the solutions of the Optimal Execution Problem exhibit diverse behavior contingent on the monotonicity of the impact. First, Proposition 3.3 indicates that the

problem is weakly well-posed when $\sqrt{\gamma}\pi < T$. This implies that, in cases where the permanent impact is increasing, the problem consistently takes the form of a maximization problem. On the contrary, if the permanent impact decreases too rapidly with respect to the minimal value of the temporary impact and the final time T , the well-posedness condition can be violated. While we have not explicitly demonstrated that $\sqrt{\gamma}\pi < T$ is a necessary condition for a strongly well-posed problem, we have observed that it is imperative in order to ensure the no-transaction-triggered price manipulation property in general. Note that it is sufficient in scenarios involving linear decreasing permanent impact, see Example 3.4.

For a given dynamics of permanent and temporary impact, assuming that the Optimal Execution Problem is well-posed, solving it consists in solving a second order non-autonomous boundary value problem with Dirichlet conditions, see Eq. (2.20). While such a problem may not be solvable analytically, numerical methods can be employed. Here we present the results for exponentially decaying impact parameters, while in Appendix B give similar results for power-law decaying parameters. We employ the shooting method [27] to solve the boundary value problem. This approach transforms the BVP into a first-order ordinary differential equation (ODE) by guessing an initial trading velocity and iteratively refining it through dichotomy.

Consider the decreasing monotonic impact functions

$$(4.1) \quad \theta_t = \beta_p \exp\left(-\alpha_p \frac{t}{T}\right), \quad \eta_t = \beta_{tp} \exp\left(-\alpha_{tp} \frac{t}{T}\right).$$

Since $-\dot{\theta}_t \leq \alpha_p \beta_p = \bar{\theta}$ and $\bar{\eta} = \beta_{tp} \exp(-\alpha_{tp})$, by Proposition 3.3 the Optimal Execution Problem is a maximization problem when

$$(4.2) \quad \sqrt{\frac{\alpha_p \beta_p}{2T \beta_{tp} \exp(-\alpha_{tp})}} T < \pi.$$

As before, setting $\beta_{tp} = T\kappa\beta_p$ and $T = 1$, one can rewrite the inequality as

$$(4.3) \quad \alpha_p < 2\kappa\pi^2 \exp(-\alpha_{tp}).$$

We consider two cases depending on the equality between α_p and α_{tp} .

Example 4.1. (The case of $\alpha_p \neq \alpha_{tp}$) Using the first-order conditions and the boundary conditions, without loss of generality we set $T = 1$, and get

$$(4.4) \quad \begin{cases} \ddot{\zeta}_t &= \alpha_{tp} \dot{\zeta}_t - \frac{\alpha_p}{2\kappa} \exp((\alpha_{tp} - \alpha_p)t) \zeta_t, \\ \zeta_0 &= Q, \\ \zeta_T &= 0. \end{cases}$$

This boundary value problem has a solution when there exists $\lambda \in (0, 1)$ such that

$$(4.5) \quad \begin{cases} \frac{\alpha_p}{2\kappa(\alpha_{tp} - \alpha_p)} [1 - \exp(\alpha_{tp} - \alpha_p)] \leq \log(1 + 2\lambda), \\ \alpha_{tp} \leq \log(1 + 2\lambda). \end{cases}$$

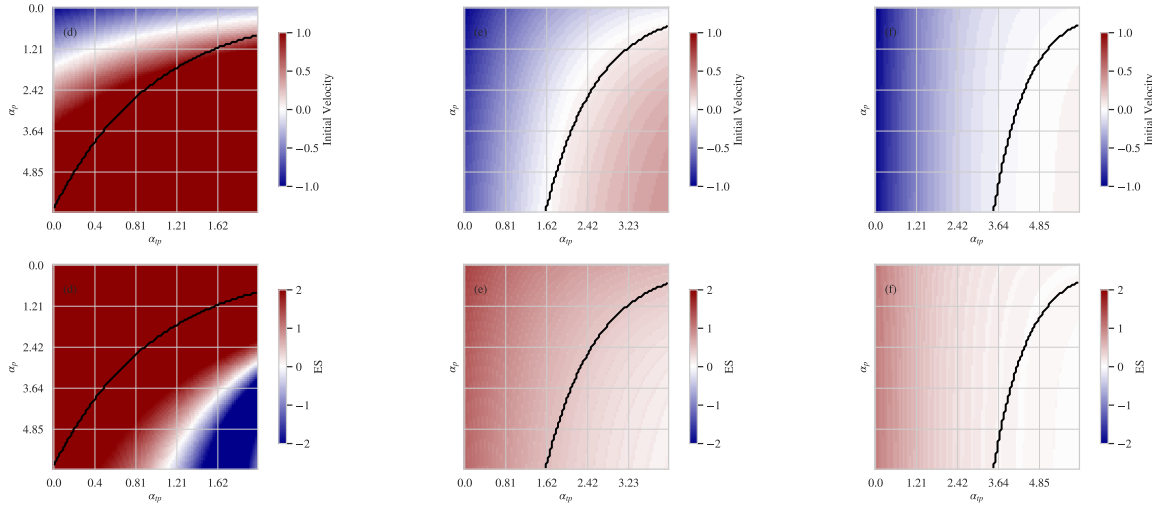


Figure 3. *First row:* Comparison of the initial velocities with respect to different market conditions, and admissible regimes. *Second row:* Expected implementation shortfall associated to the optimal strategies. **Remark:** Each column is associated to a parameter κ (first column with $\kappa = 0.1$, second column with $\kappa = 1$, third column with $\kappa = 10$). The region on the left of the black line is the admissible region defined by Proposition 3.3.

It is not possible to characterize analytically all impact settings that allow transaction-triggered price manipulation and negative transaction costs. We propose instead to explore the parameter space by examining the initial trading velocities associated with optimal execution strategies in various impact scenarios. Specifically, we investigate the cost values as indicators of the impact settings.

The first row of Figure 3 presents the initial trading velocities as a function of α_{tp} and α_p , while the second row shows the costs. The first column considers $\kappa = 0.1$. In the admissible region, defined by Eq. (4.3) and corresponding to the left part delimited by the black line, we observe initial trading velocities greater than -1 , in agreement with Proposition 3.9. The admissible region allows for monotonic concave solutions, represented by the blue region, and non-monotonic concave solutions, associated with transaction-triggered manipulation, represented by the red region. Numerically we find that the transition between the two regions is smooth and it is described by a power law relation between α_p and α_{tp} . In the admissible region, the costs are positive, indicating positive expected implementation shortfall. This demonstrates that the exponentially decreasing impact model with different exponents does not permit manipulation and is strongly well-posed in the admissible region.

The second and third columns consider $\kappa = 1$ and $\kappa = 10$, respectively. Focusing on the admissible regions (left side of the black line), we observe that regions allowing transaction-triggered price manipulation (in red) are less prevalent. Interestingly, the red region shifts to larger values of α_{tp} and extends beyond the admissible region. Additionally, the maximal value of α_p for being in the blue region decreases exponentially fast with α_{tp} , aligning with the definition of γ and Proposition 3.3. As κ increases, the solution is mostly monotonic and

concave in the admissible region, thus transaction-triggered price manipulations become rarer.

Notably, negative transaction costs do not exist for the admissible strategies, as observed for $\kappa = 0.1$. This is expected, given that with relatively large values of κ , the admissible region only allows monotonic solutions, indicating no transaction-triggered price manipulation and, consequently, positive expected implementation shortfall by Theorem 2.17 [1].

In conclusion, the time-varying Almgren-Chriss impact model in continuous time, characterized by exponentially decreasing impacts with different speeds can indeed lead to transaction-triggered price manipulation. However, it does not admit negative expected implementation shortfall. Moreover, as the value of κ increases, indicating $\frac{\eta_0}{T} \gg \theta_0$, the model also eliminates any potential form of transaction-triggered price manipulation.

Example 4.2. (The case of $\alpha_{tp} = \alpha_p =: \alpha$) We obtain a linear autonomous and homogeneous second order differential equation, and the solution is given by

$$(4.6) \quad \zeta_t = \frac{Qe^{\sqrt{\alpha^2 - 2\frac{\alpha}{\kappa}}}}{e^{\sqrt{\alpha^2 - 2\frac{\alpha}{\kappa}} - 1}} e^{\frac{t}{2}(\alpha - \sqrt{\alpha^2 - 2\frac{\alpha}{\kappa}})} - \frac{Q}{e^{\sqrt{\alpha^2 - 2\frac{\alpha}{\kappa}} - 1}} e^{\frac{t}{2}(\sqrt{\alpha^2 - 2\frac{\alpha}{\kappa}} + \alpha)}.$$

A prerequisite to determine the optimal execution strategy is $\alpha \neq \frac{2}{\kappa}$. Otherwise the boundary conditions are satisfied if and only if $Qe^{\frac{\alpha}{2}} = 0$, which is impossible since $\alpha \geq 0$ and $Q > 0$. Hence the necessary and sufficient conditions for having a well-posed Optimal Execution Problem are

$$(4.7) \quad \begin{cases} \alpha e^\alpha < 2\kappa\pi^2, \\ \alpha \neq \frac{2}{\kappa}. \end{cases}$$

In this context we have a closed form solution, and we can completely characterize the possible manipulation regimes. To explore those regimes, Figure 4 shows a heatmap with α and κ on the axes. This emphasizes the regions of the phase space where transaction-triggered price manipulation and price manipulation occur.

In the left panel of Figure 4, the color bar corresponds to the initial trading velocities for optimal execution strategies. The region to the left of the black line identifies the admissible market regimes satisfying the inequality (4.7). For a fixed κ , α is bounded, and the maximum value of α increases as a power law.

The admissible region defined by Proposition 3.3 encompasses solutions, which are small perturbations of the TWAP (light blue regions where the slope is close to -1) and monotonic and more concave strategies (medium blue regions). In this admissible region, the associated impact settings produce monotonic optimal execution strategies, ensuring no negative expected implementation shortfall by Theorem 2.17. This property is evident in the right panel of Figure 4, where the cost is positive.

Looking again at the left panel of Figure 4, we observe a red area in the admissible region corresponding to concave strategies with positive trading velocity. As anticipated by Proposition 3.9, the solution is bounded from below by the TWAP. The red admissible region becomes smaller when κ increases, consistently with what was observed in the previous setting. These strategies exhibit a unique local maximum, involving buying in the initial phase of execution and selling thereafter.

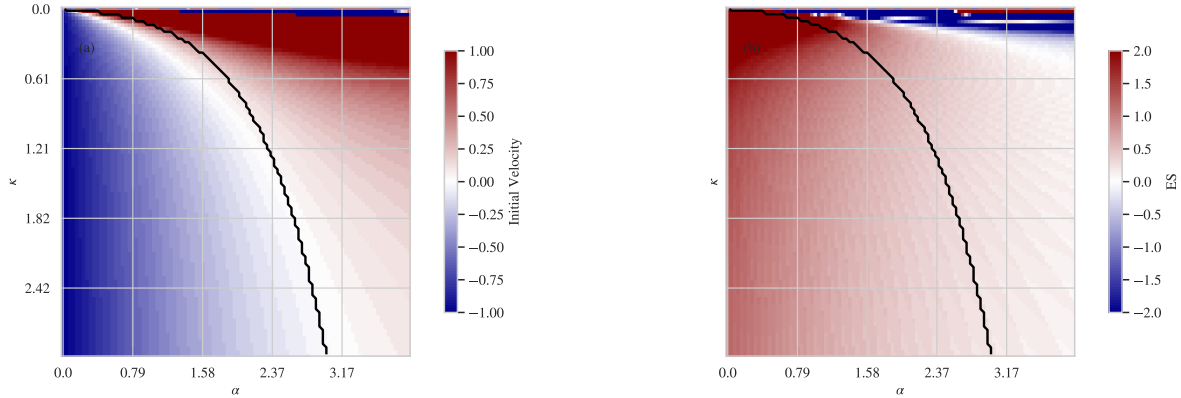


Figure 4. *Left:* Comparison of the initial velocities with respect to different market conditions, and admissible regimes. *Right:* Cash discrepancy associated to the optimal strategies. Both figures: The region to the left of the black line is the admissible region defined by Proposition 3.3.

Despite this presence of transaction-triggered price manipulation, the right panel of Figure 4 indicates that optimal strategies associated with parameters α and κ anywhere within the admissible region generate positive transaction costs, and therefore show no arbitrage.

5. Conclusion. This paper addressed the Optimal Execution Problem defined by the time-varying Almgren-Chriss model. Assuming the impact dynamics are deterministically time varying, the solutions of the Optimal Execution Problem are static, i.e. known at time zero by the trader. Despite this simplification, the problem remains very rich and difficult.

Leveraging both discrete and continuous time approaches, we found two related sufficient conditions for making the problem well-posed. Specifically, a fairly restrictive condition that ensures that the problem is strongly well-posed and a similar, but more relaxed one for being weakly well-posed. Both conditions limit the speed of decrease of the permanent impact with respect to the level of temporary impact in the model. The insight here is that if one is able to apply an oversized initial positive permanent impact by buying at the beginning of a sell program, the cost of the subsequent sells may not completely offset this initial gain. In more extreme cases the algorithm might even believe to achieve negative costs (thus a profit) only by executing. Both of these behaviors is highly undesirable in live trading, and our paper provides useful sufficient conditions to preclude them. These conditions can serve as prototypes for more complex models in practical applications.

We also studied the qualitative behaviour of the optimal solutions using necessary conditions given by the Euler-Lagrange equation and impact monotonicity. We have ruled out many impossible shapes of solutions. Optimal solutions of a sell program can be either, convex monotonic, linear (TWAP), concave monotonic, or concave with one turning point (first buys then sells). No admissible impact setting gives negative solutions, whereby liquidating a long position would pass through a net short position. We have equally ruled out solutions oscillating between multiple phases of buys and sells. When executing a well defined, net order, such trading could be viewed as market manipulation by regulators. Therefore sensible behavior must be guaranteed in practice, and it is helpful to have insight into why Almgren-Chriss is

well-behaved in this regard.

We supplemented our results with a numerical study when impacts are exponentially decreasing. We chose this rather extreme scenario to clearly demonstrate how to explore the parameter space in order to provide insights into the model's robustness against both types of manipulation. Our findings are coherent with the theoretical results, and we are able to completely discriminate between pure and transaction-triggered price manipulation strategies.

Future work should extend our study to cross-impact models, see [25, 29]. In addition, our theoretical study should be tested on real data in order to understand whether, depending on the market conditions, the market can temporarily stay in the critical region, with transaction-triggered price manipulation, and over time revert back to regions associated to strongly well-posed Optimal Execution Problems.

Acknowledgments. FL acknowledges support from the grant PRIN2022 DD N. 104 of February 2, 2022 "Liquidity and systemic risks in centralized and decentralized markets", codice proposta 20227TCX5W - CUP J53D23004130006 funded by the European Union NextGenerationEU through the Piano Nazionale di Ripresa e Resilienza (PNRR).

References.

- [1] A. ALFONSI AND A. SCHIED, *Optimal trade execution and absence of price manipulations in limit order book models*, SIAM Journal on Financial Mathematics, 1 (2010), pp. 490–522.
- [2] A. ALFONSI, A. SCHIED, AND A. SLYNKO, *Order book resilience, price manipulation, and the positive portfolio problem*, SIAM Journal on Financial Mathematics, 3 (2012), pp. 511–533.
- [3] R. ALMGREN AND N. CHRISS, *Optimal execution of portfolio transactions*, Journal of Risk, 3 (2001), pp. 5–40.
- [4] F. BLASQUES, S. J. KOOPMAN, AND A. LUCAS, *Information-theoretic optimality of observation-driven time series models for continuous responses*, Biometrika, 102 (2015), pp. 325–343.
- [5] J.-P. BOUCHAUD, J. D. FARMER, AND F. LILLO, *How markets slowly digest changes in supply and demand*, in Handbook of financial markets: dynamics and evolution, Elsevier, 2009, pp. 57–160.
- [6] J.-P. BOUCHAUD, Y. GEFEN, M. POTTERS, AND M. WYART, *Fluctuations and response in financial markets: the subtle nature of random price changes*, Quantitative Finance, 4 (2003), p. 176.
- [7] S. BOYD AND L. VANDENBERGHE, *Convex Optimization*, Cambridge University Press, 2004, <https://doi.org/10.1017/CBO9780511804441>.
- [8] F. BUCCI, I. MASTROMATTEO, Z. EISLER, F. LILLO, J.-P. BOUCHAUD, AND C.-A. LEHALLE, *Co-impact: Crowding effects in institutional trading activity*, Quantitative Finance, 20 (2020), pp. 193–205.
- [9] F. CAMPIGLI, G. BORMETTI, AND F. LILLO, *Measuring price impact and information content of trades in a time-varying setting*, arXiv preprint arXiv:2212.12687, (2022).
- [10] Á. CARTEA AND S. JAIMUNGAL, *Incorporating order-flow into optimal execution*, Mathematics and Financial Economics, 10 (2016), pp. 339–364.

- [11] F. CHRISTENSEN, *Comparative statics and heterogeneity*, *Economic Theory*, 67 (2019), pp. 665–702.
- [12] R. CONT, A. KUKANOV, AND S. STOIKOV, *The price impact of order book events*, *Journal of Financial Econometrics*, 12 (2014), pp. 47–88.
- [13] A. FRUTH, T. SCHÖNEBORN, AND M. URUSOV, *Optimal trade execution and price manipulation in order books with time-varying liquidity*, *Mathematical Finance*, 24 (2014), pp. 651–695.
- [14] A. FRUTH, T. SCHÖNEBORN, AND M. URUSOV, *Optimal trade execution in order books with stochastic liquidity*, *Mathematical Finance*, 29 (2019), pp. 507–541.
- [15] L. R. GLOSTEN AND P. R. MILGROM, *Bid, ask and transaction prices in a specialist market with heterogeneously informed traders*, *Journal of financial economics*, 14 (1985), pp. 71–100.
- [16] O. GUÉANT, *The Financial Mathematics of Market Liquidity: From optimal execution to market making*, vol. 33, CRC Press, 2016.
- [17] J. HADAMARD, *Sur les problèmes aux dérivées partielles et leur signification physique*, *Princeton university bulletin*, (1902), pp. 49–52.
- [18] J. HASBROUCK, *Measuring the information content of stock trades*, *The Journal of Finance*, 46 (1991), pp. 179–207.
- [19] G. HUBERMAN AND W. STANZL, *Price manipulation and quasi-arbitrage*, *Econometrica*, 72 (2004), pp. 1247–1275.
- [20] H. B. KELLER, *Numerical methods for two-point boundary-value problems*, Courier Dover Publications, 2018.
- [21] A. KIRILENKO, A. S. KYLE, M. SAMADI, AND T. TUZUN, *The flash crash: High-frequency trading in an electronic market*, *The Journal of Finance*, 72 (2017), pp. 967–998.
- [22] A. S. KYLE, *Continuous auctions and insider trading*, *Econometrica: Journal of the Econometric Society*, (1985), pp. 1315–1335.
- [23] M. LEETMAA, *The Sturm-picone theorem; pseudo-oscillatory solutions*, *The American Mathematical Monthly*, 69 (1962), pp. 277–280, <http://www.jstor.org/stable/2312941> (accessed 2024-03-19).
- [24] F. LILLO, J. D. FARMER, AND R. N. MANTEGNA, *Master curve for price-impact function*, *Nature*, 421 (2003), pp. 129–130.
- [25] I. MASTROMATTEO, M. BENZAQUEN, Z. EISLER, AND J.-P. BOUCHAUD, *Trading lightly: Cross-impact and optimal portfolio execution*, arXiv preprint arXiv:1702.03838, (2017).
- [26] A. A. OBIZHAEVA AND J. WANG, *Optimal trading strategy and supply/demand dynamics*, *Journal of Financial markets*, 16 (2013), pp. 1–32.
- [27] M. R. OSBORNE, *On shooting methods for boundary value problems*, *Journal of mathematical analysis and applications*, 27 (1969), pp. 417–433.
- [28] J. M. PEÑA, *A class of p -matrices with applications to the localization of the eigenvalues of a real matrix*, *SIAM Journal on Matrix Analysis and Applications*, 22 (2001), pp. 1027–1037.
- [29] M. SCHNEIDER AND F. LILLO, *Cross-impact and no-dynamic-arbitrage*, *Quantitative Finance*, 19 (2019), pp. 137–154.

- [30] D. TARANTO, G. BORMETTI, J. BOUCHAUD, F. LILLO, AND B. TOTH, *Linear models for the impact of order flow on prices i. propagators: Transient vs. History Dependent Impact*, Quantitative Finance, 18 (2018), pp. 903–915.
- [31] E. ZARINELLI, M. TRECCANI, J. D. FARMER, AND F. LILLO, *Beyond the square root: Evidence for logarithmic dependence of market impact on size and participation rate*, Market Microstructure and Liquidity, 1 (2015), p. 1550004.

Appendix A. Proofs.

This appendix section presents all the proofs of propositions and lemmas utilized in the paper.

A.1. Discrete time market impact model. In this subsection, we provide the proofs related to the discrete impact model and the resulting Optimal Execution Problem.

A.1.1. Proof of Proposition 2.7. We rewrite the cost as follows

$$(A.1) \quad \mathbb{E}_0 \left[\sum_{i=1}^N \xi_i \tilde{S}_i \right] = \mathbb{E}_0 \left[\sum_{i=1}^N \xi_i (S_{i-1} + \eta_i \xi_i) \right]$$

$$(A.2) \quad = \mathbb{E}_0 \left[\sum_{i=1}^N \xi_i^2 \eta_i \right] + \mathbb{E}_0 \left[\sum_{i=1}^N \xi_i \left(\sum_{k=1}^{i-1} (\xi_{t_k} - S_{k-1}) + S_0 \right) \right]$$

$$(A.3) \quad = \mathbb{E}_0 \left[\sum_{i=1}^N \xi_i^2 \eta_i \right] + \mathbb{E}_0 \left[\sum_{i=1}^N \xi_i \sum_{k=1}^{i-1} \theta_{t_k} \xi_k \right] + QS_0$$

where QS_0 , is \mathcal{F}_0 measurable, and is a constant. Moreover we can rewrite this quantity as follows

$$(A.4) \quad \mathbb{E}_0 \left[\sum_{i=1}^N \xi_i \tilde{S}_i \right] = \frac{1}{2} \mathbb{E}_0 [\xi^T A \xi] + QS_0$$

where A is \mathcal{F}_0 -measurable. Applying Jensen's inequality to the convex function $x \mapsto x^T A x$ the Optimal Execution Problem is equivalent to

$$(A.5) \quad \xi \in \arg \min_{\xi \in \Xi_0} \left\{ \frac{1}{2} \xi^T A \xi \right\}$$

or equivalently

$$(A.6) \quad \xi \in \arg \min_{\xi \in \Xi_0} \left\{ \sum_{i=1}^N \eta_i \xi_i^2 + \sum_{i=2}^N \xi_i \sum_{k=1}^{i-1} \theta_{t_k} \xi_k \right\}$$

A.2. Proof of Proposition 2.8. When A is SPD the Optimal Execution Problem 2.6 consists of minimizing a strictly convex function on a closed and convex hyperplane. Hence we obtain a strictly convex minimization problem with a unique solution.

The Lagrangian of the problem is defined as follows

$$(A.7) \quad \mathcal{L}(\xi, \lambda) = \frac{1}{2} \xi^T A \xi + \lambda (\mathbf{1}^T \xi - Q)$$

By Lagrange theorem [7] for convex functions, this solution is the unique stationary point that satisfies the Lagrange optimality conditions:

$$(A.8) \quad \begin{cases} \mathbf{1}^T \xi^* &= Q \\ \lambda &= -\frac{Q}{\mathbf{1}^T A^{-1} \mathbf{1}} \\ \xi^* &= \frac{Q}{\mathbf{1}^T A^{-1} \mathbf{1}} A^{-1} \mathbf{1} \end{cases}$$

A.2.1. Proof of Proposition 2.9. A is diagonally dominant if and only if

$$(A.9) \quad 2\eta_i > \sum_{j=1}^{i-1} \theta_j + (N-i)\theta_i$$

If A is diagonally dominant and symmetric, then it is SPD. Therefore by Proposition 2.8 the Optimal Execution Problem has a unique solution.

By the spectral theorem there exists $U \in \mathbb{O}_N$ such that $P = U^T \sqrt{D}$ and $PP^T = A$, where $D = \text{diag}(\{\lambda_i(A)\}_{i=1}^N)$ with $\lambda_i(A) > 0$ for all $i \in \{1, \dots, N\}$. This implies that the Optimal Execution Problem associated to A does not admit price manipulation.

A.2.2. Proof of Proposition 2.11. We assume that A is a B-matrix. A symmetric B-matrix is symmetric positive definite C.5, thus invertible. By Proposition 2.8 Problem 2.6 has a unique solution

$$(A.10) \quad \xi^* = \frac{Q}{\mathbf{1}^T A^{-1} \mathbf{1}} A^{-1} \mathbf{1}.$$

By lemma C.6, if A is a B-matrix then $A^{-1} \mathbf{1}$ is non-negative element-wise. Hence ξ has non-negative components, and the Optimal Execution Problem has a unique solution and does not admit transaction-triggered price manipulation.

A.2.3. Proof of Proposition 2.12. The B-matrix property inequality (2.12) is not trivial to interpret but as we can derive an intuitive inequality that implies the B-matrix property. Impacts are positive, hence we get that

$$(A.11) \quad \begin{cases} 2 \min\{\eta_i\}_{i=1}^N &\geq \theta_1 \\ 2 \min\{\eta_i\}_{i=1}^N &\geq \sum_{j=1}^i \max\{\theta_j\}_{j=1}^i - \theta_j, \text{ if } 2 \leq i \leq N-1. \\ 2 \min\{\eta_i\}_{i=1}^N &\geq \theta_N + \sum_{j=1}^N \max\{\theta_j\}_{j=1}^N - \theta_j \end{cases}$$

implies the B-matrix property. Furthermore, assuming decreasing permanent impact, the system of inequalities (A.11) is implied by

$$(A.12) \quad 2 \min\{\eta_i\}_{i=1}^N \geq \max\{\theta_1, \theta_N\} - N \min\{\theta_{l+1} - \theta_l\}_{l=1}^{N-1}$$

this is due to the fact that $\sum_{j=1}^N \max\{\theta_j\}_{j=1}^N - \theta_j \leq -N \min\{\theta_{l+1} - \theta_l\}_{l=1}^{N-1}$.

A.3. Proof of Corollary 2.13. Using the same notation and proceeding as in the previous proof, we can rewrite inequality (A.12) reparametrizing by $\tilde{\eta}_i = \eta(\frac{N}{T})^2$ and get

$$(A.13) \quad 2\bar{\eta} \geq \frac{T^2 \max\{\theta_1, \theta_N\}}{N^2} - T^2 \min \left\{ \frac{(\theta_{l+1} - \theta_l)}{N} \right\}_{l=1}^{N-1} \underset{+\infty}{\sim} \bar{\theta} T^2$$

with $\bar{\eta} := \min\{\tilde{\eta}_i\}_{i=1}^N$ and $\bar{\theta} := - \lim_{N \rightarrow +\infty} \min \left\{ \frac{(\theta_{l+1} - \theta_l)}{N} \right\}_{l=1}^{N-1}$.

A.4. Continuous time impact model. In this subsection, we provide the proofs related to the continuous time impact model and the inherited Optimal Execution Problem.

A.4.1. Proof of Proposition 2.15. The Euler discretization associated with the continuous time model is given by

$$(A.14) \quad \begin{cases} S_{i+1} &= S_i + \theta_i \xi_i \frac{T}{N} + \sigma_i \epsilon_i \sqrt{\frac{T}{N}} \\ X_{i+1} &= X_i - \xi_i (S_i + \eta_i \xi_i) \frac{T}{N} \end{cases}$$

where $\xi_t = \dot{\zeta}_t$ represents the trading velocity and corresponds to the vector ξ in the discrete time problem and θ_i represents θ_{i+1} and $\frac{\eta_i}{\delta_i}$ represents η_{i+1} in the discrete time problem. Here $\xi_i \delta_i$ is \mathcal{F}_i measurable, and this quantity corresponds to ξ_{i+1} in the discrete setting. Note also that $\sigma_i \epsilon_i \sqrt{\delta_i} \sim \mathcal{N}(0, \sigma_i^2 \frac{T}{N})$. Hence the Euler-Maruyama discretization of the continuous time price process is equivalent to the discrete time model price equation in Eq. 2.2.

In continuous time, our focus shifts to integrated quantities, this is why we consider the cash process in differential form. Note that we can rewrite the cash process as follows

$$(A.15) \quad X_{i+1} = X_i - \xi_i \delta_i \left(S_i + \frac{\eta_i}{\delta_i} \xi_i \delta_i \right) = X_i - \xi_i \frac{T}{N} \tilde{S}_i$$

and again we obtain the discrete time setting model induced by Eq. 2.2.

A.4.2. Proof of Proposition 3.1. By definition the Optimal Execution Problem in continuous time

$$(A.16) \quad \zeta^* = \arg \max_{\zeta \in \Xi} \mathcal{C}(\zeta)$$

We apply Euler-Lagrange identity, and necessarily the optimal execution strategy is extremal 2.2, and must verify the Boundary Value Problem 2.20. This is not a Cauchy problem, and existence and uniqueness of such a boundary value problem is not trivial.

Lemma A.1. (see [20]). Let $y \in \mathbb{R}^n$, $f : (t, u_1, u_2) \in [0, T] \times \mathbb{R}^n \times \mathbb{R}^n \rightarrow \mathbb{R}^n$ and consider the Boundary Value Problem (BVP-ODE)

$$(A.17) \quad \begin{cases} \ddot{y} &= f(t, y, \dot{y}) \\ Ay(a) &= \alpha \\ By(b) &= \beta \end{cases}$$

with $a \leq t \leq b$. Assume $f(t, u)$ continuous, $\frac{\partial f_i(t, u)}{\partial u_j}$ is continuous, $\|\frac{\partial f_i(t, u)}{\partial u_j}\|_{+\infty} < k(t)$ such that $\int_a^b k(x)dx \leq \log(1 + \frac{\lambda}{m})$, where $m = \|(A+B)^{-1}B\|_\infty$, and $A+B \in \mathbb{GL}_n(\mathbb{R})$ and $\lambda \in (0, 1)$. Then the BPV-ODE problem has a unique solution.

We apply lemma A.1 to our BVP 2.2 with $a = 0$, $b = T$, $f(t, u_1, u_2) = -\Gamma_t \dot{u}_2 + \gamma_t u_1$, $\gamma_t = \frac{\dot{\theta}_t}{2\eta_t}$ and $\Gamma_t = -\frac{\dot{\eta}_t}{\eta_t}$. Note also that we have $A = B = 1$ and $\alpha = Q$ and $\beta = 0$; A and B are non-zero, and thus invertible, and $m = \frac{1}{2}$. We look for the least restrictive k , i.e. the one implying the weakest constraints on the impact functions, such that

$$(A.18) \quad \int_0^T k(x)dx \leq \log(1 + 2\lambda)$$

and

$$(A.19) \quad \max\left\{\sup_{0 \leq s \leq t} \{|\gamma_s|\}, \sup_{0 \leq s \leq t} \{|\Gamma_s|\}\right\} \leq k(t)$$

This supremum is attained when η and θ are continuously differentiable, with η positive, since $[0, T]$ is compact. Hence a sufficient condition for existence and uniqueness is

$$(A.20) \quad \begin{cases} \frac{1}{2} \int_0^T \left| \frac{\dot{\theta}_t}{\eta_t} \right| dt & \leq \log(1 + 2\lambda) \\ \int_0^T \left| \frac{\dot{\eta}_t}{\eta_t} \right| dt & \leq \log(1 + 2\lambda) \end{cases}$$

for some $\lambda \in (0, 1)$.

A.4.3. Proof of Proposition 3.2. We perform a second order expansion of \mathcal{C} around the extremal point in the direction of $\phi \in \mathcal{C}_c^\infty([T, \mathbb{T}])$, and use the chain rule. We obtain

$$\mathcal{C}(\zeta + \epsilon\phi) - \mathcal{C}(\zeta) = \frac{\epsilon^2}{2} \int_0^T \underbrace{\left((\phi)^2 \partial_{\zeta, \zeta}^2 L(t, \zeta, \dot{\zeta}) + 2(\phi\dot{\phi}) \partial_{\zeta, \dot{\zeta}}^2 L(t, \zeta, \dot{\zeta}) + (\dot{\phi})^2 \partial_{\dot{\zeta}, \dot{\zeta}}^2 L(t, \zeta, \dot{\zeta}) \right)}_{=: \delta^2 \mathcal{C}(\phi, \zeta)} dt + O(\epsilon^3)$$

where $L(t, \zeta, \dot{\zeta}) = \theta_t \zeta_t \dot{\zeta}_t - \eta_t \dot{\zeta}_t^2$ and $\epsilon > 0$. ζ is a local maximum, and thus necessarily

$$(A.21) \quad \int_0^T \left((\phi)^2 \partial_{\zeta, \zeta}^2 L(t, \zeta, \dot{\zeta}) + 2(\phi\dot{\phi}) \partial_{\zeta, \dot{\zeta}}^2 L(t, \zeta, \dot{\zeta}) + (\dot{\phi})^2 \partial_{\dot{\zeta}, \dot{\zeta}}^2 L(t, \zeta, \dot{\zeta}) \right) dt \leq 0$$

or equivalently

$$(A.22) \quad \int_0^T \phi(t) \dot{\phi}(t) \theta_t dt \leq \int_0^T (\dot{\phi}(t))^2 \eta_t dt, \quad \phi \in \mathcal{C}_c^\infty(\mathbb{R}).$$

A.4.4. Sturm-Picone Lemma. The main proposition providing sufficient conditions for maximum makes use of the following well-known Sturm-Picone theorem [23].

Let p_i, q_i with $i \in \{1, 2\}$ be real valued functions on $[a, b]$ such that

$$(A.23) \quad \begin{cases} (p_1(x)y')' + q_1(x)y & = 0 \\ (p_2(x)y')' + q_2(x)y & = 0 \end{cases}$$

and assume that

$$(A.24) \quad \begin{cases} 0 < p_2(x) \leq p_1(x) \\ q_1(x) \leq q_2(x) \end{cases}$$

Let u be a non-trivial solution to the first equation, and v to the second equation. If z_1 and z_2 are two successive roots of u , then one of the properties holds:

- There exists an $x \in (z_1, z_2)$ such that $v(x) = 0$.
- There exists $\lambda \in \mathbb{R}$ such that $u(x) = \lambda v(x)$.

A.4.5. Proof of Proposition 3.3. In the proof of Proposition 3.2 we show that if ζ is a local maximum of \mathcal{C} then $\delta^2\mathcal{C}(\phi, \zeta) \geq 0$ for all $\phi \in \mathcal{C}_c^\infty([0, T])$, where $\delta^2\mathcal{C}$ is defined in Eq. (A.21). Moreover by the Legendre type condition, if ζ is a local maximum then $\eta_t \geq 0$.

We define p and \tilde{p} as follows

$$(A.25) \quad \begin{cases} p(t) := \partial_{\dot{\zeta}\dot{\zeta}}^2 L(t, \zeta_t, \dot{\zeta}_t) = -2\eta_t \\ \tilde{p}(t) := \partial_{\dot{\zeta}\dot{\zeta}}^2 L(t, \zeta_t, \dot{\zeta}_t) - \frac{d}{dt} \partial_{\dot{\zeta}\dot{\zeta}}^2 L(t, \zeta_t, \dot{\zeta}_t) = -\dot{\theta}_t \end{cases}$$

Note that we can rewrite $\delta^2\mathcal{C}(\phi, \zeta)$ as follows

$$(A.26) \quad \delta^2\mathcal{C}(\phi, \zeta) = \int_0^T \left(p(t)(\dot{\phi}(t))^2 + \tilde{p}(t)\phi(t)^2 \right) dt$$

Let $\omega \in \mathcal{C}^1(\mathbb{R}, \mathbb{R})$. By definition of ϕ we have $\int_0^T (\omega(t)\phi^2)' dt = \int_0^T 2\omega(t)\phi(t)\dot{\phi}(t) + \dot{\omega}(t)\phi(t)^2 dt = 0$. Hence

$$(A.27) \quad \delta^2\mathcal{C}(\phi, \zeta) = \int_0^T \left(p(t)(\dot{\phi}(t))^2 + 2\omega(t)\phi(t)\dot{\phi}(t) + (\dot{\omega}(t) + \tilde{p}(t))\phi^2(t) \right) dt$$

Assuming strong Legendre condition: $\eta_t > 0$ (this is free by the price impact model's construction) we can rewrite $\delta^2\mathcal{C}(\phi, \zeta)$ as

$$(A.28) \quad \delta^2\mathcal{C}(\phi, \zeta) = \int_0^T p(t) \left(\dot{\phi}(t) + \frac{\omega(t)}{p(t)}\phi(t) \right)^2 + \left(\dot{\omega}(t) + \tilde{p}(t) - \frac{\omega^2(t)}{p(t)} \right) \phi^2(t) dt$$

Remark that if

$$(A.29) \quad \dot{\omega}(t) + \tilde{p}(t) - \frac{\omega^2(t)}{p(t)} = 0, \quad \forall t \in [0, T]$$

then $\delta^2\mathcal{C}(\phi, \zeta) < 0$ for all $\phi \in \mathcal{C}_c^\infty([0, T])$. This ODE is a Riccati equation and replacing p and \tilde{p} with their values we need to solve

$$(A.30) \quad \dot{\omega}(t) - \dot{\theta}_t + \frac{\omega^2(t)}{2\eta_t} = 0, \quad \forall t \in [0, T]$$

If a solution ω exists, then we proved that $\delta^2\mathcal{C}(\phi, \zeta) < 0$ for all $\phi \in \mathcal{C}_c^\infty([0, T])$, and thus $\delta^2\mathcal{C}(\phi, \zeta)$ is negative definite. We can linearize this first order Riccati equation and solve instead a second order linear ODE

$$(A.31) \quad 2\eta_t \ddot{u}(t) + 2\dot{\eta}_t u(t) - \dot{\theta}_t u(t) = 0, \quad \forall t \in [0, T]$$

where $\omega(t) = \frac{2\eta_t \dot{u}(t)}{u(t)}$ and $u(t) = u(0)e^{\int_0^t \frac{\omega(r)}{2\eta_r} dr}$. Hence for ω to exist, necessarily we need to have u never equal to 0 on $[0, T]$.

Lemma A.2. *Let u be a solution to*

$$(A.32) \quad \begin{cases} \ddot{u}_t + \gamma u_t & = 0 \\ u_{t=0} & = \alpha \\ \dot{u}_{t=0} & = \beta \end{cases}$$

where $\beta > 0$ and $\alpha > 0$ and assume $\sqrt{\gamma}T < \pi$. Then u is increasing on $[0, T]$, and is bounded.

Proof. Convexity and or concavity argument. Then use Heine theorem. ■

We assumed that $\sqrt{\gamma}T < \pi$, hence using Sturm-Picone Lemma A.4.4 the solution of the linearized Riccati equation with initial conditions $u_{t=0} = \alpha$ and $\dot{u}_{t=0} = \beta$ never crosses zero, and by continuity is always positive. The initial Riccati equation has a solution. This implies that $\delta\mathcal{C}(\phi, \zeta)$ is negative definite. Thus if ϕ is extremal to \mathcal{C} , it is a local maximum.

Being a local maximum is sufficient for being a global maximum here. Indeed, we assume uniqueness of solutions to the ODE induced by Euler-Lagrange identity, and thus there is a unique extremal point to \mathcal{C} . Hence we proved that ζ is a global maximum, and the Optimal Execution Problem is thus a maximization problem.

A.4.6. Proof of Proposition 3.5. This is a straightforward application of the Sturm-Picone lemma A.4.4. We show the negation of Lemma A.4.4 as follows. We consider

$$(A.33) \quad 2 \frac{d}{dt} [\bar{\eta} \dot{\zeta}] - \dot{\theta}_t \zeta = 0,$$

where $\bar{\eta} = \min_{0 \leq t \leq T} \{\eta_t\}$. This quantity exists, since we assumed η to be continuously differentiable on a compact interval. If we additionally consider $\bar{\theta}$ such that we $\bar{\theta} \geq -\dot{\theta}_t \forall t \in (0, T)$ and $\bar{\theta} > 0$, then

$$(A.34) \quad 2 \frac{d}{dt} [\bar{\eta} \dot{\zeta}] + \bar{\theta} \zeta = 0$$

Then $\zeta_t^* = Q \frac{\sin[\sqrt{\gamma}(T-t)]}{\sin[\sqrt{\gamma}T]}$ where $\gamma = \frac{\bar{\theta}}{2\bar{\eta}}$. ζ_t^* changes sign when $\sqrt{\gamma}T > \pi$. The number of oscillations depends on also on γ . Indeed ζ oscillates n times between time 0 and T if and only if $\sqrt{\gamma}T > n\pi$. The solution of the bounding problem can never be co-linear with the solution of the general problem, since by the boundary condition we must have $\lambda = 1$ in Sturm-Picone. Hence we have a sufficient condition on γ , and hence on the impact η and θ to ensure that the general solution of the Optimal Execution Problem has never a negative inventory.

A.4.7. Proof of Proposition 3.6. When permanent impact is increasing, $\gamma = 0$ by definition, and thus by Proposition 3.5 the solution is non-negative. Since $\gamma = 0$, the optimal solution is non-negative on $[0, T]$. We prove by contradiction that the optimal solution cannot be locally strictly concave. By continuity this eliminates all the non-monotonic and non-convex solutions. We assume that the solution to 2.20 is locally strictly concave, i.e. there exist $t_a < t_b$

in $[0, T]$ such that $\ddot{\zeta}_t < 0$ for all $t \in (t_a, t_b)$. By the boundary condition and continuity of ζ necessarily there exists $t_c \in (t_a, t_b)$ such that $\dot{\zeta}_{t_c} < 0$. We recall that $\ddot{\zeta}_t = -\frac{\dot{\eta}_t}{\eta_t} \dot{\zeta}_t + \frac{\dot{\theta}_t}{2\eta_t} \zeta_t$, where $\xi_t \geq 0$. We assumed that $\dot{\eta}_t \geq 0$ and $\dot{\theta}_t \geq 0$. Hence $\ddot{\zeta}_{t_c} > 0$. This contradicts the local strict concavity. Hence when impacts are increasing, the optimal solution is convex and monotonic. Finally it is upper bounded by the TWAP inventory by the convexity property.

A.4.8. Proof of Proposition 3.7. The optimal solution satisfies

$$(A.35) \quad \ddot{\zeta}_t = \frac{\dot{\theta}_t}{2\eta_t} \zeta_t$$

We prove by contradiction that the optimal solution cannot be locally strictly convex. Assume by contradiction that ζ_t is locally strictly convex. Hence there exist $t_a < t_b$ in $[0, T]$ such that $\ddot{\zeta}_t > 0$ for all $t \in (t_a, t_b)$. By proposition 3.5 the optimal solution is non-negative. We assumed that $\dot{\theta}_t \leq 0$. Hence $\ddot{\zeta}_t \leq 0$ on (t_a, t_b) . This contradicts the local strict convexity. Finally by the concave property, the optimal solution ζ is lower bounded by the TWAP.

A.4.9. Proof of Proposition 3.8. We establish, by contradiction, that $\dot{\zeta}$ must be non-negative when ζ is locally positive. Assume there exists t_0 such that $\dot{\zeta}_{t_0} > 0$ and ζ is locally positive. This implies the existence of $t_1 \in (0, T)$ with $\zeta_{t_1} > \zeta_{t_0}$. Due to the final condition $\zeta_T = 0$ and the continuity of ζ , there must be $t_2 \geq t_1$ where $\dot{\zeta}_{t_2} = 0$, $\zeta_{t_2} > 0$, and ζ is locally concave and positive. Denoting this interval where ζ is positive and concave as I_+ , we observe that, under the assumption of increasing permanent impact and decreasing temporary impact, $\dot{\eta}_t < 0$ and $\dot{\theta}_t < 0$ for all $t \in (0, T)$. Consequently, $\ddot{\zeta}_t \geq 0$ on I_+ , implying ζ is convex. This contradiction leads to the conclusion that $\dot{\zeta}$ must be negative.

Moreover, ζ is always non-negative. Indeed, when permanent impact is increasing, $\gamma = 0$ by definition, and thus by proposition 3.5 the solution is non-negative. Moreover, such a problem is always a maximization problem.

In summary, we have demonstrated that the solution must be non-negative and monotonic when non-negative. Consequently, we conclude that the optimal solution is necessarily monotonically decreasing between 0 and T .

A.4.10. Proof of Proposition 3.9. First, by the Sturm-Picone lemma A.4.4 the optimal solution cannot cross the x-axis before time T , and by continuity it cannot be negative.

Moreover the optimal solution cannot be locally non-negative, and strictly convex. Indeed, let's assume by contradiction that this can happen. This means that there exist t_1, t_2 and t_3 in $[0, T]$ such that $\dot{\zeta}_t < 0$ on (t_1, t_2) , $\dot{\zeta}_{t_2} = 0$, and $\dot{\zeta}_t > 0$ on (t_2, t_3) , with $\zeta_{t_1}, \zeta_{t_2}, \zeta_{t_3} > 0$. We recall that ζ solves $\ddot{\zeta}_t = \frac{|\dot{\eta}_t|}{\eta_t} \dot{\zeta}_t - \frac{|\dot{\theta}_t|}{2\eta_t} \zeta_t$, and thus $\ddot{\zeta}_t = -\frac{|\dot{\eta}_t|}{\eta_t} |\dot{\zeta}_t| - \frac{|\dot{\theta}_t|}{2\eta_t} \zeta_t < 0$ on (t_1, t_2) , thus concave. This is a contradiction.

Hence if the optimal solution is non-increasing at $t_0 \in [0, T]$, then it must be non-increasing on $[t_0, T]$. This implies that if the initial velocity of ζ is negative, then ζ is decreasing.

Note that an initial positive velocity is possible by concavity arguments. In this framework, by the final boundary condition and continuity, necessarily there exists $t_4 \in [0, T]$ such that ζ decreases on $[t_4, T]$.

We have shown that the optimal solution can have two regimes. One where it decreases from time 0 until time T , and thus no transaction-triggered price manipulation. In that case

ζ is concave. The other regime is the case where transaction-triggered price manipulation occurs, and where initially the optimal solution is to buy up to time t_4 (the turning point), then we sell until time T .

Moreover, note that the way it decreases (in both regimes) is never convex, hence the optimal solution is bounded from below by the TWAP.

Note that the assumption $\sqrt{\gamma}T < \pi$ was sufficient to prevent from catastrophic oscillations. Indeed, the optimal solution cannot be locally convex when it is positive, but it can when it is negative in principle.

Appendix B. Power law decreasing impacts.

We assume a decreasing monotonic form for the permanent impacts.

$$(B.1) \quad \theta_t = \beta_p \left(1 + \frac{t}{T}\right)^{-\alpha_p} \quad \eta_t = \beta_{tp} \left(1 + \frac{t}{T}\right)^{-\alpha_{tp}}$$

This decay might for example be observed at the beginning of the trading day when liquidity decreases [10]. With the above choice it is $-\dot{\theta}_t \leq \frac{\alpha_p \beta_p}{T} = \bar{\theta}$ and $\bar{\eta} = \beta_{tp} 2^{-\alpha_{tp}}$ and hence, by proposition 3.3, the Optimal Execution Problem is a maximization problem when

$$(B.2) \quad \sqrt{\frac{\alpha_p \beta_p}{2T \beta_{tp} 2^{-\alpha_{tp}}}} T < \pi$$

since $\gamma = \frac{\bar{\theta}}{2\bar{\eta}}$ where $\bar{\theta} = \frac{\alpha_p \beta_p}{T}$ and $\bar{\eta} = \beta_{tp} 2^{-\alpha_{tp}}$. By dimensionality argument $\beta_{tp} = T \kappa \beta_p$, with κ a dimensionless quantity and the maximization inequality constraint can be written as

$$(B.3) \quad \alpha_p < \pi^2 \kappa 2^{1-\alpha_{tp}}$$

We can give a first interpretation of this results. Indeed, the decreasing velocity of the permanent impact is bounded by a constant that is proportional to the ratio $\frac{\kappa}{T}$ and is a decreasing function of the velocity of the temporary impact. As temporary impact gets small, the permanent impact is lower bounded.

We now consider separately the two cases when the two exponent are different or equal and, without loss of generality, we set $T = 1$.

- $\alpha_{tp} \neq \alpha_p$: The first order condition is

$$(B.4) \quad \ddot{\zeta}_t = \frac{\alpha_{tp}}{1+t} \dot{\zeta}_t - \frac{\alpha_p}{2\kappa} \frac{1}{(1+t)^{\alpha_p - \alpha_{tp} + 1}} \zeta_t$$

with $\zeta_0 = Q$ and $\zeta_T = 0$. A sufficient condition for this BVP to have a solution is that there exists $\lambda \in (0, 1)$ such that

$$(B.5) \quad \begin{cases} \frac{\alpha_p}{2\kappa(\alpha_{tp} - \alpha_p)} [1 - 2^{\alpha_{tp} - \alpha_p}] & \leq \log(1 + 2\lambda) \\ \alpha_{tp} \log(2) & \leq \log(1 + 2\lambda) \end{cases}$$

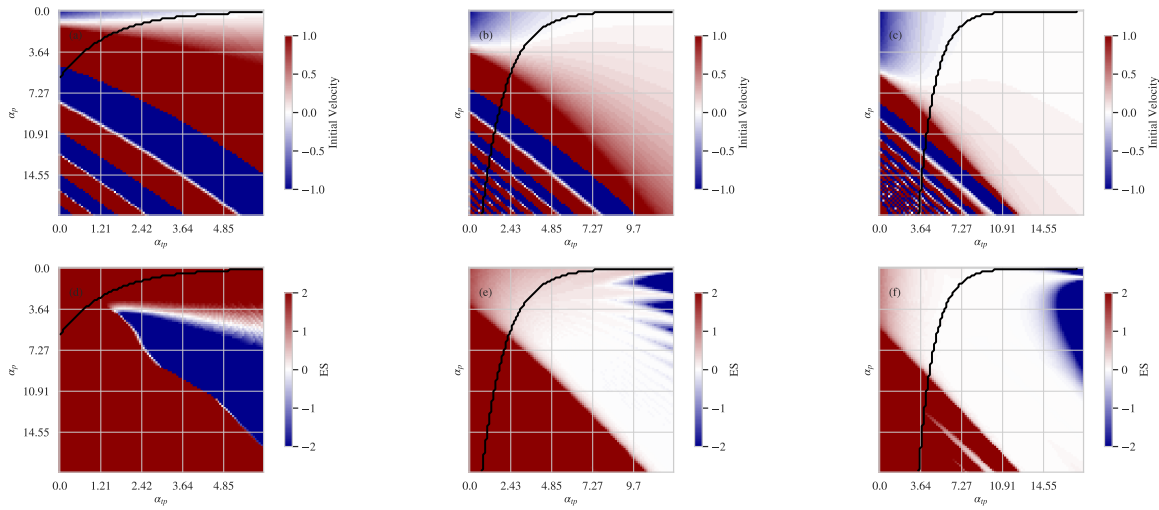


Figure 5. *First row:* Comparison of the initial velocities with respect to different market conditions, and admissible regimes. *Second row:* Cash discrepancy associated to the optimal strategies. **Caption:** Each column is associated to a parameter κ (first column with $\kappa = 0.1$, second column with $\kappa = 1$, third column with $\kappa = 10$). The region on the left of the black line is the admissible region.

To reveal the impact settings that give a maximization problem, we propose to explore the parameter space by examining the initial trading velocities associated with optimal execution strategies across various impact settings. Doing so, we are interested in the cost values as a function of the parameters characterizing the impacts decay.

The first row of Figure 5 shows the initial trading velocities as a function of α_{tp} and α_p , while the second row shows the expected shortfall. The first column considers $\kappa = 0.1$. In the admissible region, defined by Eq. B.3 and corresponding to the region on the left of the black line, we observe initial trading velocities greater than -1 , corresponding to concave form, in agreement with the proposition 3.9. The admissible region contains monotonic concave solutions, represented by the red region, and non monotonic concave solutions, associated with transaction-triggered manipulation strategies, represented by the blue region. We observe that the transition between the two regions is smooth and seems to be roughly independent of α_{tp} . The second's row first panel shows the expected shortfall generated by the optimal trading strategies. In the admissible region, this quantity is positive, indicating positive transaction costs. Hence with small values of κ , our model does not generate price manipulations, but admit non-monotonic solutions.

The second and third columns show the case $\kappa = 1$ and $\kappa = 10$, respectively. In the admissible region the area corresponding to monotonic solutions (blue) becomes larger and larger. Interestingly, as observed for $\kappa = 0.1$, when $\kappa = 1$ and $\kappa = 10$, the admissible strategies does not generate negative transaction costs (second row panels). This is somewhat expected, given that when κ is large there is less space for transaction-triggered price manipulation and thus positive transaction costs by Theorem 2.17 (see [1]).

In conclusion, the time-varying Almgren-Chriss impact model in continuous time, characterized by power law decreasing impacts with different speed of decrease, can not result in negative transaction costs even if transaction-triggered price manipulation is possible. Moreover, as the value of κ increases, indicating $\frac{\eta_0}{T} \gg \theta_0$, the model diminish potential form of transaction-triggered price manipulation, ensuring the absence of negative transaction costs.

- $\alpha_{tp} = \alpha_p =: \alpha$: The first order conditions gives

$$(B.6) \quad \ddot{\zeta}_t = \frac{\alpha}{1+t} \dot{\zeta}_t - \frac{\alpha}{2\kappa} \frac{1}{(1+t)} \zeta_t$$

with $\zeta_0 = Q$ and $\zeta_T = 0$. If there exists $\lambda \in (0, 1)$ such that Ineq. B.7 are verified, then this BVP has a solution.

$$(B.7) \quad \begin{cases} \frac{\alpha}{2\log(1+2\lambda)} \log(2) & \leq \kappa \\ \alpha \log(2) & \leq \log(1+2\lambda) \end{cases}$$

We can rewrite the maximization inequality B.3 as

$$(B.8) \quad \alpha < W\left(\frac{2\pi^2\kappa}{\log(2)}\right)$$

where $W(\cdot)$ is the product logarithm function, called the Lambert function.

Having only two parameters κ and α allows us to completely characterize the impact settings that give any type of manipulation. To explore these impact regimes, we show a heatmap with α on the x-axis and κ on the y-axis, emphasizing the regions of phase space where transaction-triggered price manipulation and manipulation occur. Figure 6 (a) illustrates the initial trading velocities for optimal execution strategies as a function of κ and α . The region to the left of the black line identifies the admissible market regimes satisfying the inequality (4.7). The admissible region defined by Proposition 3.3 generates optimal solutions that are small perturbations of the TWAP (light blue regions where the slope is close to -1) and monotonic and more concave strategies (light blue regions) at the frontiers between the blue and the red regions. In this admissible region, the associated impact settings produce monotonic optimal execution strategies, and by Theorem 2.17 there are no negative transaction costs. This property is even more evident in Figure 6(b), where the expected shortfall is positive. Furthermore, observing again panel (a) the admissible region accepts also red strategies, corresponding to concave strategies with positive initial trading velocity. As anticipated by Proposition 3.9, the solution is lower bounded by the TWAP, but optimal solution can be monotonic or can have a turning point; this is what we see here. These strategies exhibit a unique local maximum, involving buying in the initial phase of execution and selling thereafter.

While Theorem 2.17 ensures the absence of negative transaction costs in the absence of transaction-triggered price manipulation, the question remains whether such strategies (the one with TTPM) generate negative transaction costs. Plot (b) in Figure 6 reveals that despite allowing buys in a selling process, these strategies always have positive transaction costs since they generate negative cost.

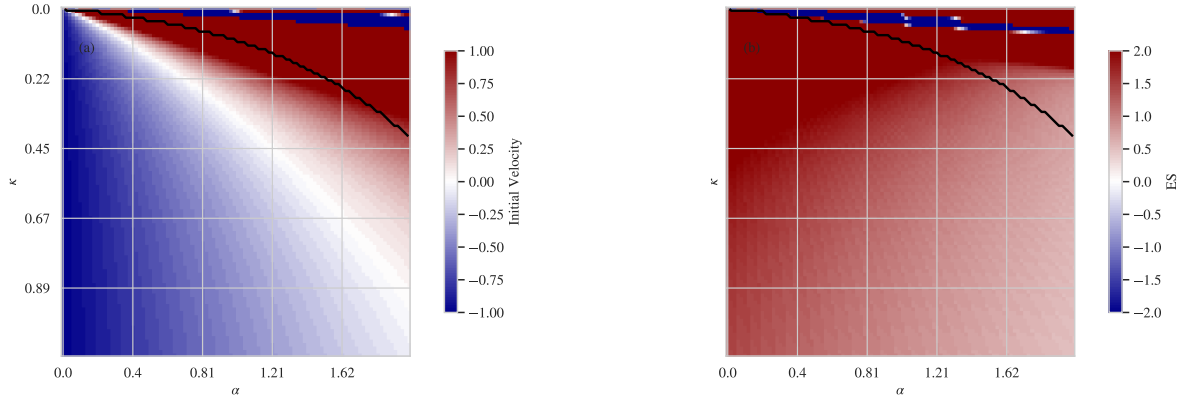


Figure 6. (a) Comparison of the initial velocities with respect to different market conditions, and admissible regimes. (b) Cash discrepancy associated to the optimal strategies. Both figures: The region on the left of the black line is the admissible region

Appendix C. B-matrices. In this section, we introduce a class of matrices that are a subset of the class of P-matrices: the B-matrices. B-matrices are very useful in matrix analysis and its application. Notably properties of B-matrices are used to localize the real eigenvalues of a real matrix and the real parts of all eigenvalues of a real matrix. Moreover symmetric B-matrices are extremely useful because they are positive definite.

Definition C.1. Let $A = (a_{i,k})_{1 \leq i,k \leq n}$ be a real square matrix. A is a B-matrix when it has positive row sums and all of its off-diagonal elements bounded above by the corresponding row means, ie for all $i = 1, \dots, n$

$$(C.1) \quad \sum_{k=1}^n a_{i,k} > 0, \text{ and } \frac{1}{n} \left(\sum_{k=1}^n a_{i,k} \right) > a_{i,j}, \forall j \neq i.$$

B-matrices have many favorable properties, the most relevant ones are detailed in Appendix C.

Proposition C.2. Let A be a B-matrix. Then necessarily

$$(C.2) \quad a_{i,i} > \max\{0, a_{i,j} | j \neq i\}, \forall i \in \{1, \dots, n\}.$$

Moreover,

$$(C.3) \quad a_{i,l} \leq \frac{1}{n} \sum_{k=1}^n a_{i,k} \leq a_{i,i}, \forall l \neq i, \forall i \in \{1, \dots, n\}.$$

Proof. First we show that $a_{i,i} > \max\{0, a_{i,j} | j \neq i\}, \forall i \in \{1, \dots, n\}$. We fix $i \in \{1, \dots, n\}$ and remark that $\frac{1}{n} (\sum_{k=1}^n a_{i,k}) > a_{i,j}$ implies that $a_{i,i} > a_{i,j}, \forall j \in \{1, \dots, n\}$. We prove by contradiction that $a_{i,i} > 0$. Assume that $a_{i,i} \leq 0$. By assumption and using what we proved before we also have $a_{i,j} < a_{i,i} \leq 0, \forall j \in \{1, \dots, n\}$. Thus we have $\sum_{k=1}^n a_{i,k} \leq 0$. By the B-matrix definition we have $\sum_{k=1}^n a_{i,k} > 0$. This a contradiction, hence $a_{i,i} > 0$ necessarily.

Now we prove that $a_{i,l} \leq \frac{1}{n} \sum_{k=1}^n a_{i,k} \leq a_{i,i}$, $\forall l \neq i$, $\forall i \in \{1, \dots, n\}$. The left inequality is given by the second inequality of the B -matrix definition. The right inequality follows from the fact that $a_{i,i} > \max\{0, a_{i,j} | j \neq i\}$. Indeed, it follows that $\frac{1}{n} \sum_{k=1}^n a_{i,k} \leq \frac{1}{n} \sum_{k=1}^n a_{i,k} \mathbf{1}_{\{a_{i,j} \geq 0\}} < a_{i,i}$

Remark C.3. For the moment we gave a definition of B -matrices, and necessary conditions for a matrix to be a B -matrix. In the next proposition we give a consistent criteria for being a B -matrix.

Proposition C.4. *Let $A = (a_{i,k})_{1 \leq i,k \leq n}$ be a real square matrix. Then A is a B -matrix if and only if*

$$(C.4) \quad \frac{1}{n} \sum_{k=1}^n a_{i,k} > \max\{0, a_{i,j} | j \neq i\}, \forall i \in \{1, \dots, n\}.$$

Proof. See Proposition 2.2 in Peña [28]. ■

Proposition C.5. *A symmetric B -matrix is positive definite.*

Proof. See Corollary 2.7 in Peña [28]. ■

Lemma C.6. *Let $A \in \mathcal{M}_n(\mathbb{R})$. We assume that A is non-singular, and A^T is B -matrix. Then $A^{-1} \mathbf{1} \geq 0$ in the element-wise sense.*

Proof. See Lemma 4 in Christensen [11]. ■