

ON CONTACT INVARIANTS IN BORDERED FLOER HOMOLOGY

HYUNKI MIN AND KONSTANTINOS VARVAREZOS

ABSTRACT. In this paper, we define contact invariants in bordered sutured Floer homology. Given a contact 3-manifold with convex boundary, we apply a result of Zarev [50] to derive contact invariants in the bordered sutured modules \widehat{BSA} and \widehat{BSD} , as well as in bimodules \widehat{BSAA} , \widehat{BSDD} , \widehat{BSDA} in the case of two boundary components. In the connected boundary case, our invariants appear to agree with bordered contact invariants defined by Alishahi–Földvári–Hendricks–Licata–Petkova–Vértési [1] whenever the latter are defined, although ours can be defined in broader contexts. We prove that these invariants satisfy a pairing theorem, which is a bordered extension of the Honda–Kazez–Matić gluing map [25] for sutured Floer homology. We also show that there is a correspondence between certain \mathcal{A}_∞ operations in bordered type- A modules and bypass attachment maps in sutured Floer homology. As an application, we characterize the Stipsicz–Vértési map from SFH to \widehat{HFK} as an \mathcal{A}_∞ action on \widehat{CFA} . We also apply the immersed curve interpretation of Hanselman–Rasmussen–Watson [18] to prove results involving contact surgery.

1. INTRODUCTION

The study of 3-dimensional contact topology has been greatly advanced by Heegaard Floer-theoretic contact invariants. The first such invariant was introduced by Ozsváth and Szabó [45] for closed contact 3-manifolds, inspired by Kronheimer and Mrowka’s contact invariant in Monopole Floer homology [32]. This invariant provided various applications, such as classification of tight contact structures [13, 47] and fillability of contact structures [12, 36]. Later, Honda, Kazez and Matić [25] introduced a version of the invariant for sutured contact 3-manifolds. More recently, Alishahi, Földvári, Hendricks, Licata, Petkova and Vértési [1, 2] defined contact invariants for multipointed bordered manifolds.

In this paper, we define invariants of a contact structure on a bordered sutured manifold. These invariants are cycles in bordered sutured (bi)modules, defined by Zarev [49]. We prove that these are well-defined invariants and satisfy a pairing theorem. Then we show that the \mathcal{A}_∞ operation m_2 in bordered Floer homology is in fact a bypass attachment map, which provides a new connection between contact topology and Floer theory. Lastly, we provide some examples and applications involving contact surgery.

1.1. Bordered contact invariants. Let $\mathcal{Y} = (Y, \Gamma, \mathcal{F}_1 \sqcup \mathcal{F}_2)$ be a bordered sutured manifold where \mathcal{F}_1 and \mathcal{F}_2 are parametrized by arc diagrams \mathcal{Z}_1 and \mathcal{Z}_2 of rank n_1 and n_2 , respectively. To each $I \subset \{1, \dots, n_1\}$ and $J \subset \{1, \dots, n_2\}$, we can associate *elementary dividing sets* Γ_I and Γ_J , respectively. See Section 2.6 for more details. By adding these dividing sets onto \mathcal{F}_1 and \mathcal{F}_2 , we can obtain a sutured manifold $C(\mathcal{Y}) = (Y, \Gamma_I \cup \Gamma \cup \Gamma_J)$.

If ξ is a contact structure on $C(\mathcal{Y})$, then we say ξ is *compatible with \mathcal{Y}* , and call (\mathcal{Y}, ξ) a *bordered sutured contact manifold*.

To define various flavors of contact invariants, we need to tweak the manifold by attaching a *twisting slice* of a sutured surface $\mathcal{F} = (F, \Lambda)$:

$$\mathcal{TW}_{\mathcal{F}}^{\pm} = (F \times [0, 1], \Gamma_{\pm}, -\mathcal{F} \cup -\overline{\mathcal{F}}).$$

Here, we identify $-\mathcal{F}$ with $F \times \{0\}$ and $-\overline{\mathcal{F}}$ with $F \times \{1\}$. The dividing set Γ_{\pm} is obtained from $\Lambda \times [0, 1]$ by applying $1/n$ -th of a positive (*resp.* negative) Dehn twist along each component of $\partial F \times \{1/2\}$. See Figure 3 for an example. Now we are ready to state our first main theorem.

Theorem 1.1. *Let $\mathcal{Y} = (Y, \Gamma, \mathcal{F}_1 \sqcup \mathcal{F}_2)$ be a bordered sutured manifold and ξ a contact structure compatible with \mathcal{Y} . Also, suppose \mathcal{TW}_1^+ and \mathcal{TW}_2^+ are positive twisting slices for \mathcal{F}_1 and \mathcal{F}_2 , respectively. Then there exist contact invariants of ξ in bordered bimodules:*

$$\begin{aligned} c_{AA}(\xi) &\in \widehat{BSAA}(-\mathcal{Y}), & c_{AD}(\xi) &\in \widehat{BSAD}(-\mathcal{Y} \cup \mathcal{TW}_2^+), \\ c_{DA}(\xi) &\in \widehat{BSDA}(\mathcal{TW}_1^+ \cup -\mathcal{Y}), & c_{DD}(\xi) &\in \widehat{BSDD}(\mathcal{TW}_1^+ \cup -\mathcal{Y} \cup \mathcal{TW}_2^+) \end{aligned}$$

If $\mathcal{Y} = (Y, \Gamma, \mathcal{F})$, there exist contact invariants of ξ in bordered modules:

$$c_A(\xi) \in \widehat{BSA}(-\mathcal{Y}) \quad \text{and} \quad c_D(\xi) \in \widehat{BSD}(\mathcal{TW}_{\mathcal{F}}^+ \cup -\mathcal{Y})$$

Let $\mathcal{Y}_1 = (Y_1, \Gamma_1, \mathcal{F})$ and $\mathcal{Y}_2 = (Y_2, \Gamma_2, -\mathcal{F})$ be bordered sutured manifolds. Suppose ξ_1 and ξ_2 are contact structures compatible with \mathcal{Y}_1 and \mathcal{Y}_2 , respectively. We can *glue* two sutured manifolds $C(\mathcal{Y}_1)$ and $C(\mathcal{Y}_2)$ together along \mathcal{F} by inserting a negative twisting slice between \mathcal{Y}_1 and \mathcal{Y}_2 :

$$C(\mathcal{Y}_1) \uplus_{\mathcal{F}} C(\mathcal{Y}_2) := \mathcal{Y}_1 \cup \mathcal{TW}_{\mathcal{F}}^- \cup \mathcal{Y}_2.$$

Here we use the symbol \uplus to distinguish the gluing operation from an ordinary union. There is also a well-defined glued contact structure $\xi_1 \uplus_{\mathcal{F}} \xi_2$ on $C(\mathcal{Y}_1) \uplus_{\mathcal{F}} C(\mathcal{Y}_2)$. See Section 2.1 for more details. Our second main theorem is about pairing two contact invariants; in particular, we recover the HKM contact invariant of the gluing.

Theorem 1.2. *Let $\mathcal{Y}_1 = (Y_1, \Gamma_1, \mathcal{F}_1, \mathcal{F})$ and $\mathcal{Y}_2 = (Y_2, \Gamma_2, -\mathcal{F}, \mathcal{F}_2)$ be bordered sutured manifolds. Also, suppose ξ_1 and ξ_2 are contact structures compatible with \mathcal{Y}_1 and \mathcal{Y}_2 , respectively. Then we can pair two contact invariants of ξ_1 and ξ_2 , and obtain a contact invariant of $\xi_1 \uplus_{\mathcal{F}} \xi_2$.*

$$c_{AA}(\xi_1) \boxtimes c_{DA}(\xi_2) = c_{AA}(\xi_1 \uplus_{\mathcal{F}} \xi_2) \in \widehat{BSAA}(-\mathcal{Y}_1 \cup \mathcal{TW}_{\mathcal{F}}^+ \cup -\mathcal{Y}_2)$$

Any combination of bimodules for \mathcal{Y}_1 and \mathcal{Y}_2 can be used, where one is type- A for $A(\mathcal{Z})$, and the other is type- D for $A(\mathcal{Z})$. If $\mathcal{F}_1 = \mathcal{F}_2 = \emptyset$, then we have

$$c_A(\xi_1) \boxtimes c_D(\xi_2) = c(\xi_1 \uplus_{\mathcal{F}} \xi_2) \in SFC(-\mathcal{Y}_1 \cup \mathcal{TW}_{\mathcal{F}}^+ \cup -\mathcal{Y}_2).$$

where $c(\xi)$ is a contact class in sutured Floer complex such that $[c(\xi)] = EH(\xi)$.

Let $\mathcal{Y} = (Y, \Gamma_D, \mathcal{F})$ be a bordered sutured manifold where Γ_D is a dividing set with a single suture on a disk D , called a *disk suture*. In this case, we can consider D as a basepoint and \mathcal{Y} as a bordered manifold with a single basepoint. Zarev [49] showed that

$$\widehat{BSA}(\mathcal{Y}) \cong \widehat{CFA}(\mathcal{Y}), \quad \widehat{BSD}(\mathcal{Y}) \cong \widehat{CFD}(\mathcal{Y}).$$

Under this identification, we can define contact invariants in bordered Floer homology, and recover the Ozsváth–Szabó contact invariant via pairing.

Corollary 1.3. *Let $\mathcal{Y} = (Y, \mathcal{F})$ be a bordered 3-manifold. Also, suppose ξ is a contact structure compatible with \mathcal{Y} . Then there exist bordered contact invariants*

$$c_A(\xi) \in \widehat{CFA}(-\mathcal{Y}) \quad \text{and} \quad c_D(\xi) \in \widehat{CFD}(\mathcal{TW}_{\mathcal{F}}^{\pm} \cup -\mathcal{Y}).$$

Also, let $\mathcal{Y}_1 = (Y_1, \mathcal{F})$ and $\mathcal{Y}_2 = (Y_2, -\mathcal{F})$ be two bordered manifolds. Suppose ξ_1 and ξ_2 are contact structures compatible with \mathcal{Y}_1 and \mathcal{Y}_2 , respectively. Then we have

$$c_A(\xi_1) \boxtimes c_D(\xi_2) = c(\xi_1 \uplus_{\mathcal{F}} \xi_2) \in \widehat{CF}(-\mathcal{Y}_1 \cup \mathcal{TW}_{\mathcal{F}}^{\pm} \cup -\mathcal{Y}_2)$$

where $c(\xi)$ is a contact class in the hat version of Heegaard Floer complex such that $[c(\xi)] = \widehat{c}(\xi)$.

Remark 1.4. Alishahi, Földvári, Hendricks, Licata, Petkova, and Vértesi [1] also defined contact invariants in bordered sutured Floer homology, although their construction necessarily works only with multiple disk sutures and hence can be thought of as defining invariants in multipointed bordered Floer homology $\widehat{CFA}(-\mathcal{Y})$ and $\widehat{CFD}(-\mathcal{Y})$. Moreover, the invariants they defined appear to be a special case of the ones described here; see Remark 3.3 below.

1.2. \mathcal{A}_{∞} operations and bypass attachments. Let Σ be a compact oriented connected surface with boundary which is parametrized by an arc diagram \mathcal{Z} of rank n . Mathews [38] and Zarev [50] (see also [5]) showed that there exist the following natural isomorphisms:

$$(1) \quad CA(\Sigma, \mathcal{Z}) \cong H_*(\mathcal{A}(\mathcal{Z})) \cong H_*(\widehat{BSAA}(\mathcal{TW}_{\mathcal{F}}^-)) \cong \bigoplus_{I, J \subset \{1, \dots, n\}} SFH(-\Sigma \times [0, 1], -\Gamma_{I \rightarrow J})$$

where $CA(\Sigma, \mathcal{Z})$ is a *contact category algebra*, an algebra over \mathbb{Z}_2 generated by isotopy classes of tight contact structures on $(\Sigma \times [0, 1], \Gamma_{I \rightarrow J})$ for $I, J \subset \{1, \dots, n\}$. Here, $\Gamma_{I \rightarrow J}$ is a dividing set consisting of $-\Gamma_I$ on $\Sigma \times \{0\}$, Γ_J on $\Sigma \times \{1\}$ and vertical dividing curves on $\partial\Sigma \times [0, 1]$. This algebra is equipped with a formal addition and the multiplication is stacking two contact structures. To establish the first isomorphism in (1), Mathews constructed a contact structure ξ_a on $(\Sigma \times [0, 1], \Gamma_{I \rightarrow J})$ for each generator $a = a_i(S, T, \phi) \in \mathcal{A}(\mathcal{Z})$ and showed that if a is not a cycle, ξ_a is overtwisted.

Now we establish the equivalence between bypass attachment maps and \mathcal{A}_{∞} operations.

Theorem 1.5. *Let $\mathcal{Y} = (Y, \Gamma, \mathcal{F})$ be a bordered sutured manifold where \mathcal{F} is parametrized by an arc diagram \mathcal{Z} and ξ a contact structure compatible with \mathcal{Y} . Consider a cycle $a = a_i(S, T, \phi) \in$*

$\mathcal{A}(\mathcal{Z})$, and the corresponding contact structure ξ_a on $(\Sigma \times [0, 1], \Gamma_{I \rightarrow J})$. Then we have

$$m_2(c_A(\xi), a) = c_A(\xi \natural \xi_a).$$

A similar statement also holds for $(\widehat{BSAA}, m_{1|1|0}, m_{0|1|1})$, $(\widehat{BSDA}, m_{0|1|1})$ and $(\widehat{BSAD}, m_{1|1|0})$.

According to Mathews [38], strands in $a_i = a_i(S, T, \phi)$ correspond to bypasses in ξ_a and ξ_a can be obtained by attaching these bypasses to Σ (more generally, any contact structure on $\Sigma \times [0, 1]$ can be obtained by a sequence of bypass attachments, see [14, 23]). Therefore, $m_2(\cdot, a)$ can be considered as a bordered (possibly a sequence of) bypass attachment map.

In [39], Mathews applied the construction of Kadeishvili [29] to equip an \mathcal{A}_∞ structure on $H_*(\mathcal{A}(\mathcal{Z}))$, and provided a contact geometric interpretation of the higher \mathcal{A}_∞ operations μ_n . We can ask the same question for general bordered modules.

Question 1.6. *Is there a contact geometric interpretation for higher \mathcal{A}_∞ operations*

$$m_n: \widehat{BSA}(-\mathcal{Y}) \otimes \mathcal{A}(\mathcal{Z})^{\otimes(n-1)} \rightarrow \widehat{BSA}(-\mathcal{Y})$$

for $n > 2$?

1.3. Torus boundary. For 3-manifolds with torus boundary, we can provide an explicit description of bypass attachment maps. Let $\mathcal{Y} = (Y, \Gamma_D, \mathcal{F})$ be a bordered sutured 3-manifold where Γ_D is a disk suture and $\mathcal{F} = (T_\bullet^2, \Lambda)$ is a punctured torus parametrized by an arc diagram \mathcal{Z} shown in Figure 11.

For $I \subset \{0, 1\}$, there exists an elementary dividing set Γ_I and we obtain a sutured manifold $C(Y) = (Y, \Gamma_D \cup \Gamma_I)$. When $I = \emptyset$ and $\{0, 1\}$, however, the dividing set $\Gamma_D \cup \Gamma_I$ contains a contractible dividing curve and any contact structure on $C(Y)$ is overtwisted. Thus we only need consider $I = \{0\}$ and $\{1\}$. We will denote

$$\Gamma_0 := \Gamma_D \cup \Gamma_{\{0\}}, \quad \Gamma_1 := \Gamma_D \cup \Gamma_{\{1\}}.$$

For $i = 0, 1$, the dividing set Γ_i consists of two closed curves parallel to the parametrizing arc α_i .

According to Theorem 1.5, $m_2(\cdot, a)$ is a bypass attachment map corresponding to the contact structure ξ_a on $(T_\bullet \times [0, 1], \Gamma_{I \rightarrow J})$. Since tight contact structures on $T^2 \times I$ with convex boundary having two dividing curves on each component were thoroughly studied by Honda [21, 22], we can explicitly describe the contact structures ξ_a .

Theorem 1.7. *Let \mathcal{Z} be an arc diagram shown in Figure 11. Then each generator of $\mathcal{A}(\mathcal{Z}, 0)$ corresponds to a tight contact structure on $T^2 \times [0, 1]$ as follows:*

- ι_0 : an I -invariant neighborhood of (T^2, Γ_0) .
- ι_1 : an I -invariant neighborhood of (T^2, Γ_1) .
- ρ_1 : a positive basic slice from Γ_0 to Γ_1 .
- ρ_2 : a negative basic slice from Γ_1 to Γ_0 .
- ρ_3 : a negative basic slice from Γ_0 to Γ_1 .
- ρ_{12} : a union of two basic slices corresponding to ρ_1 and ρ_2 .

- ρ_{23} : a union of two basic slices corresponding to ρ_2 and ρ_3 .
- ρ_{123} : a union of three basic slices corresponding to ρ_1 , ρ_2 and ρ_3 .

Remark 1.8. Notice that the positive basic slice from Γ_1 to Γ_0 does not correspond to any algebra element. This is due to the fact that the contact structure actually lives on $T^2_\bullet \times [0, 1]$ instead of the thickened torus. In [34, Chapter 11], a generalized torus algebra, which includes ρ_0 as a generator, is described. We suspect ρ_0 is a candidate for this “missing” basic slice, under a suitable extension of the bordered modules.

Let K be a null-homologous Legendrian knot with $\text{tb}(K) = n$ in a closed contact 3-manifold (Y, ξ) . We denote by $(Y(K), \Gamma_n, \xi_n)$ the complement of a standard neighborhood of K . Consider a negative basic slice $(T^2 \times [0, 1], \Gamma_{n \rightarrow \mu}, \xi_-)$ where Γ_μ consists of two parallel meridional sutures. Stipsicz and Vértesi [46] considered the following HKM gluing map

$$\begin{aligned} SFH(-Y(K), -\Gamma_n) &\rightarrow SFH(-Y(K), -\Gamma_\mu) \\ x &\mapsto \Phi(x, EH(\xi_-)) \end{aligned}$$

According to Juhász [26], there is a canonical identification of $SFH(-Y(K), -\Gamma_\mu)$ and $\widehat{HFK}(-Y, K)$. Under this identification, we obtain the *Stipsicz–Vértési map*

$$\Phi_{SV}: SFH(-Y(K), -\Gamma_n) \rightarrow \widehat{HFK}(-Y, K)$$

which maps $EH(\xi_n) \mapsto \widehat{\mathcal{L}}(K)$. Using Theorem 1.5, 1.7 and 2.21, we can characterize the Stipsicz–Vértési map on bordered Floer homology as follows.

Corollary 1.9. *Let \mathcal{Y} be a knot complement such that the boundary is parametrized by an α -type arc diagram as shown in Figure 11c. Suppose that α_0 is isotopic to a meridian and α_1 is isotopic to a preferred longitude. Then the Stipsicz–Vértési map is equivalent to a ρ_2 action on \widehat{CFA} , i.e.,*

$$\Phi_{SV}([x]) = [m_2(x, \rho_2)].$$

If α_0 is isotopic to a longitude and α_1 is isotopic to a meridian, then the Stipsicz–Vértési map is equivalent to a ρ_3 action on \widehat{CFA} .

1.4. Applications on contact surgery. Various tools in Heegaard Floer homology, such as the surgery exact triangle and mapping cone formula have previously been used to prove many interesting properties about contact surgery. For instance, Ozsváth and Szabó [45] showed that a negative contact surgery preserves a non-vanishing contact invariant. Following that, there have been several studies on the behavior of contact invariants under positive contact surgery. Lisca and Stipsicz [36] showed that any positive contact surgery on a Legendrian representative of an algebraic knot with maximal Thurston–Bennequin invariant preserves a non-vanishing contact invariant. Hedden and Plamenevskaya [20] proved a similar result for fibered knots that support (S^3, ξ_{std}) (see also [4]). Eventually, Golla [16] and Mark–Tosun [37] completely characterized the behavior of a contact invariant under positive contact surgery on any Legendrian knot in (S^3, ξ_{std}) .

The bordered contact invariants we have defined are, in the case of a manifold with torus boundary, amenable to the immersed curve techniques of Hanselman, Rasmussen, and Watson [18], which have proved to be convenient for performing bordered calculations. Using them, we can extend the results of Mark–Tosun and Golla using a more concise argument.

Theorem 1.10. *Let (Y, ξ) be a contact L -space with $\widehat{c}(\xi) \neq 0$ and K a null-homologous Legendrian knot in Y . Denote by $\xi_{(r)}$ the contact structure obtained by a positive contact (r) -surgery on K , in which all stabilizations are chosen to be negative. Let $s = r + \text{tb}(K)$ be the corresponding smooth surgery coefficient.*

- If $\text{tb}(K) - \text{rot}(K) < 2\tau_\xi(K) - 1$, then $\widehat{c}(\xi_{(r)}) = 0$,
- if $\text{tb}(K) - \text{rot}(K) = 2\tau_\xi(K) - 1$ and
 - if $\epsilon_\xi(K) = 0, 1$, then $\widehat{c}(\xi_{(r)}) \neq 0$ if $s \geq 2\tau_\xi(K)$ and $\widehat{c}(\xi_{(r)}) = 0$ if $s \leq 2\tau_\xi(K) - 1$,
 - If $\epsilon_\xi(K) = -1$, then $\widehat{c}(\xi_{(r)}) = 0$

where τ_ξ is the contact tau-invariant and ϵ_ξ is the contact epsilon-invariant.

See Section 2.9 for the definitions of τ_ξ and ϵ_ξ .

Remark 1.11. The statement of Theorem 1.10 for the case of knots in S^3 is equivalent to the result of Golla [16], but slightly weaker than the result of Mark–Tosun [37]. Theorem 1.10 does not consider the case when $\epsilon_\xi(K) = 0, 1$ and $2\tau_\xi(K) - 1 < s < 2\tau_\xi(K)$.

Wand [48] showed that Legendrian surgery preserves tightness. However, the effects of Legendrian surgery on knots in overtwisted contact manifolds have not been well studied. We investigate Legendrian surgery on certain *strongly non-loose Legendrian knots*, of which the complement does not contain a boundary-parallel half Giroux torison (Legendrian surgery on knots that are not strongly non-loose immediately produces an overtwisted contact structure). It is well-known that Legendrian surgery on any strongly non-loose unknot results in a tight contact structure. Also, it follows easily from [9] that Legendrian surgery on any strongly non-loose positive torus knot $T_{2,2n+1}$ produces a tight contact structure. We extend this result by showing that Legendrian surgery on any strongly non-loose $T_{3,4}$ produces a tight contact structure. This exemplifies certain kinds of computations which will play an important role in classifying tight contact structures on surgeries on torus knots [10].

Theorem 1.12. *Let K be a strongly non-loose Legendrian $T_{3,4}$ in an overtwisted contact 3-sphere. Then Legendrian surgery on K yields a tight contact structure with a non-vanishing contact invariant.*

Matkovič [40] showed that Legendrian surgery on any strongly non-loose negative torus knot produces a tight contact structure. We give a concise alternative proof of this result for the left-handed trefoil.

Theorem 1.13. *Let K be a strongly non-loose Legendrian left-handed trefoil in an overtwisted contact 3-sphere. Then Legendrian surgery on K yields a tight contact structure with a non-vanishing contact invariant.*

Acknowledgements. The authors appreciate Ko Honda and Sucharit Sarkar for helpful discussions.

2. PRELIMINARIES

We gather the relevant facts about contact topology and Heegaard Floer homology for the later sections. We assume readers have a basic understanding of 3-dimensional contact topology, in particular convex surface theory and open book decompositions. We also assume readers are familiar with Heegaard Floer homology. We recommend that readers refer to [8, 11, 34, 43, 44] for background.

2.1. Gluing sutured manifolds. We first recall the definitions of sutured 3-manifolds and sutured surfaces with a dividing set.

Definition 2.1. A pair (Y, Γ) is a *sutured 3-manifold* if

- Y is a compact oriented 3-manifold without a closed component,
- Γ is a collection of oriented simple closed curves in ∂Y , called *sutures*,
- ∂Y is divided by Γ into two regions $R_+(\Gamma)$ and $R_-(\Gamma)$ such that $\partial R_\pm(\Gamma) = \pm\Gamma$,
- $R_+(\Gamma)$ and $R_-(\Gamma)$ have no closed components,
- Y is *balanced* if $\chi(R_+(\Gamma)) = \chi(R_-(\Gamma))$

Definition 2.2. A pair $\mathcal{F} = (F, \Lambda)$ is a *sutured surface* if

- F is a compact oriented surface without a closed component,
- $\Lambda \subset \partial F$, called *sutures*, is a finite collection of points with sign,
- ∂F is divided by Λ into two regions $S_+(\Lambda)$ and $S_-(\Lambda)$ such that $\partial S_\pm(\Lambda) = \pm\Lambda$,
- $S_+(\Lambda)$ and $S_-(\Lambda)$ have no closed components.

Definition 2.3. Let $\mathcal{F} = (F, \Lambda)$ be a sutured surface. A *dividing set* Γ for \mathcal{F} is a finite collection of properly embedded arcs and simple closed curves in F such that

- $\partial\Gamma = -\Lambda$ as an oriented boundary,
- F is divided by Γ into two regions $R_+(\Gamma)$ and $R_-(\Gamma)$ with $\partial R_\pm(\Gamma) = \pm\Gamma \cup S_\pm(\Lambda)$.

Given a sutured surface $\mathcal{F} = (F, \Lambda)$, we can construct two sutured surfaces $-\mathcal{F} = (-F, -\Lambda)$ and $\overline{\mathcal{F}} = (-F, \Lambda)$. Both $-\mathcal{F}$ and $\overline{\mathcal{F}}$ reverse the orientation of the surface, but the difference is that the roles of S_+ and S_- are reversed in $\overline{\mathcal{F}}$.

To glue two sutured 3-manifolds, we first need to *sharpen* the boundaries of the sutured 3-manifolds by turning them into manifolds with corners. Let (Y, Γ) be a sutured 3-manifold and $F \subset \partial Y$ a subsurface such that all components of ∂F intersect Γ transversely and nontrivially. We may *sharpen* ∂Y along ∂F into a corner so that the sutures on F and $\partial Y \setminus F$ interleave along the corner and the sutures on F are to the right of the sutures on $\partial Y \setminus F$. See Figure 1 for an example. We can also *round the edges* by reversing the sharpening operation.

Now let (Y_i, Γ_i) for $i = 1, 2$ be sutured 3-manifolds. Suppose there are subsurfaces $(F, \Gamma) \subset (\partial Y_1, \Gamma_1)$ and $(-F, -\Gamma) \subset (\partial Y_2, \Gamma_2)$. Then the *gluing* of (Y_1, Γ_1) and (Y_2, Γ_2) along F is defined as follows: first sharpen ∂Y_i along ∂F for $i = 1, 2$. Then glue two

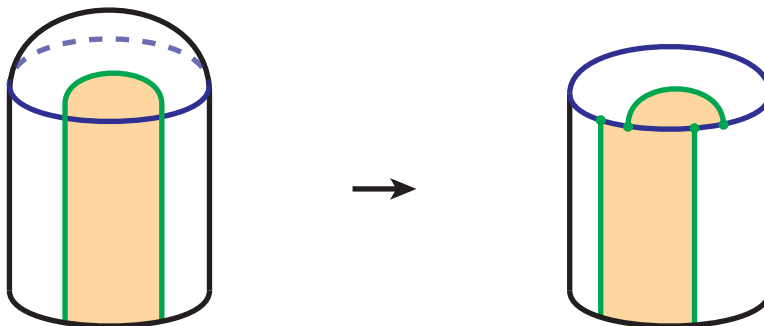


FIGURE 1. Sharpening the boundary of a sutured manifold

sharpened manifolds by identifying (F, Γ) and $(-F, -\Gamma)$; we denote the result using \natural by

$$(Y_1, \Gamma_1) \natural (Y_2, \Gamma_2) = (Y_1 \cup_F Y_2, \Gamma_1 \cup_\Gamma \Gamma_2).$$

Note that the gluing operation introduces some twisting on the sutures since we sharpen the boundaries before gluing. See Figure 2 for an example.

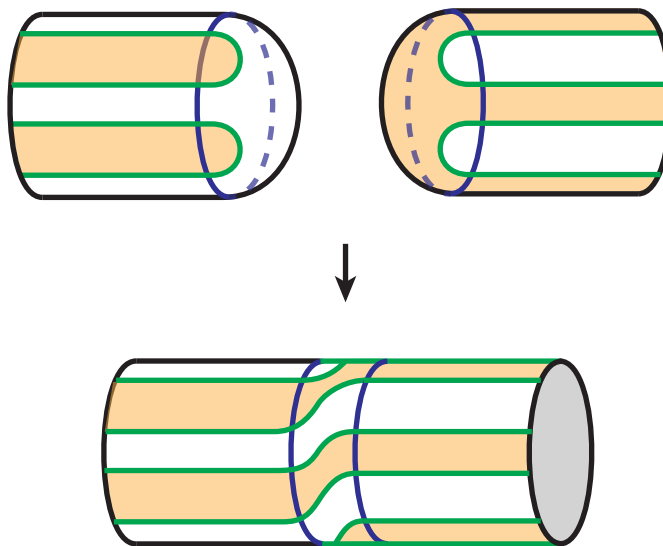


FIGURE 2. gluing two sutured manifolds

In [50], Zarev introduced the *joining* operation on two sutured manifolds, which is a generalization of the gluing operation. Here we define the gluing operation as a special case of the joining operation.

Definition 2.4. A *partially sutured manifold* is a triple $\mathcal{Y} = (Y, \Gamma, \mathcal{F})$ such that

- Y is a compact oriented 3-manifold with corners,
- $\mathcal{F} = (F, \Lambda)$ is a sutured surface such that $F \subset \partial Y$ and the corner of Y is ∂F .

- Γ is a dividing set for $(\partial Y \setminus F, -\Lambda)$.

Let $\mathcal{Y} = (Y, \Gamma, \mathcal{F}_1 \sqcup \mathcal{F}_2)$ and $\mathcal{Y}' = (Y', \Gamma', -\mathcal{F}_2 \sqcup \mathcal{F}_3)$ be two partially sutured manifolds. We can *pair* \mathcal{Y} and \mathcal{Y}' along \mathcal{F}_2 and $-\mathcal{F}_2$ and obtain

$$\mathcal{Y} \cup \mathcal{Y}' = (Y \cup Y', \Gamma \cup \Gamma', \mathcal{F}_1 \sqcup \mathcal{F}_3).$$

We use the term *pairing* to distinguish from the *gluing* operation of two sutured manifolds defined previously. We now recall some important partially sutured manifolds.

Definition 2.5. Let $\mathcal{F} = (F, \Lambda)$ be a sutured surface and Γ a dividing set for \mathcal{F} . The *cap for \mathcal{F} associated with Γ* is a partially sutured manifold defined to be

$$\mathcal{C} = (C, \Gamma \times \{1\}, (-F \times \{0\}, -\Lambda \times \{0\})),$$

where $C = F \times [0, 1] / \sim$, where $(p, t) \sim (p, t')$ for $p \in \partial F$ and $t, t' \in [0, 1]$.

As mentioned earlier, gluing two sutured manifolds results in a twisting of sutures, while pairing does not. Therefore, we need a partially sutured manifold that adds a twisting.

Definition 2.6. A *positive (resp. negative) twisting slice of a sutured surface $\mathcal{F} = (F, \Lambda)$* is a partially sutured manifold

$$\mathcal{TW}_{\mathcal{F}}^{\pm} = (F \times [0, 1], \Gamma_{\pm}, -\mathcal{F} \cup -\overline{\mathcal{F}})$$

where we identify $-\mathcal{F}$ with $F \times \{0\}$ and $-\overline{\mathcal{F}}$ with $F \times \{1\}$. The dividing set Γ is obtained from $\Lambda \times [0, 1]$ by applying $1/n$ -th of a positive (resp. negative) Dehn twist along each component of $\partial F \times \{1/2\}$, containing n points of Λ .

See Figure 3 for examples of twisting slices.



FIGURE 3. Positive and negative twisting slices

Now we are ready to define the gluing operation via pairing. Let (Y_i, Γ_i) for $i = 1, 2$ be sutured 3-manifolds. Suppose there are subsurfaces $(F, \Gamma) \subset (\partial Y_1, \Gamma_1)$ and $(-F, -\Gamma) \subset (\partial Y_2, \Gamma_2)$. Let $\mathcal{F} = (F, \Lambda)$ and $\Lambda = -(\partial F \cap \Gamma)$. Then the caps \mathcal{C}_1 for \mathcal{F} associated with Γ embeds in (Y_1, Γ_1) . Similarly, the cap \mathcal{C}_2 for $-\mathcal{F}$ associated with $-\Gamma$ embeds in (Y_2, Γ_2) . Then we can glue (Y_1, Γ_1) and (Y_2, Γ_2) together along F as follows:

$$(Y_1, \Gamma_1) \uplus_F (Y_2, \Gamma_2) = (Y_1 \setminus \mathcal{C}_1) \cup \mathcal{TW}_{\mathcal{F}}^- \cup (Y_2 \setminus \mathcal{C}_2).$$

2.2. The contact invariant in sutured Floer homology. In this subsection, we review the invariant of a contact structure on a sutured 3-manifold defined by Honda, Kazez, and Matić [25].

Let Y be a compact oriented 3-manifold with boundary and ξ a contact structure on Y that induces a convex boundary with a dividing set Γ . If Y has corners, we further assume that the corners are Legendrian. We say (Y, Γ, ξ) is a *sutured contact manifold* in short.

The construction of the contact invariant of a sutured contact 3-manifold (Y, Γ, ξ) starts with a *partial open book decomposition*.

Definition 2.7. A *partial open book decomposition* is a triple (S, P, h) where

- (1) S is a compact oriented surface with boundary,
- (2) $P = \bigcup P_i$ is the union of 1-handles for $i = 1, \dots, n$ such that S is obtained from $\overline{S \setminus P}$ by attaching 1-handles P_i ,
- (3) $h: P \rightarrow S$ is an embedding that is the identity along $\partial P \cap \partial S$.

We can construct a balanced sutured 3-manifold (Y, Γ) from a partial open book (S, P, h) as follows. Let

$$\begin{aligned} H &= S \times [-1, 0] / \sim, \\ N &= P \times [0, 1] / \sim \end{aligned}$$

be two handlebodies where $(x, t) \sim (x, t')$ for $x \in \partial S$ and $t, t' \in [-1, 0]$, and $(y, t) \sim (y, t')$ for $y \in \partial S \cap \partial P$ and $t, t' \in [0, 1]$, respectively. Then we define the 3-manifold Y to be

$$Y = H \cup N / \sim$$

where we identify $P \times \{0\} \subset \partial H$ with $P \times \{0\} \subset \partial N$, and $h(P) \times \{-1\} \subset \partial H$ with $P \times \{1\} \subset \partial N$. We also define the suture Γ to be

$$\Gamma = \overline{\partial S \setminus \partial P} \times \{0\} \cup \overline{-\partial P \setminus \partial S} \times \{1/2\}.$$

Now we define a contact structure on (Y, Γ) that is compatible with the partial open book (S, P, h) as follows.

Definition 2.8. A partial open book (S, P, h) *supports* a contact structure ξ on (Y, Γ) if

- (1) $(H, \xi|_H)$ and $(N, \xi|_N)$ are tight.
- (2) ∂H is a convex surface with dividing set $\partial S \times \{0\}$
- (3) ∂N is a convex surface with dividing set $\partial P \times \{1/2\}$.

Honda, Kazez and Matić [25] showed that the relative Giroux correspondence; see also Etgü and Özbağcı [6, 7].

Theorem 2.9 (Honda–Kazez–Matić [25]). *For a sutured contact 3-manifold (Y, Γ, ξ) , there exists a partial open book decomposition (S, P, h) of (Y, Γ) that supports ξ . Also, there exists a unique contact structure on (Y, Γ) supported by (S, P, h) up to isotopy.*

From a partial open book decomposition $\mathcal{O} = (S, P, h)$ of (Y, Γ) , we can construct a Heegaard diagram $\mathcal{H}_{\mathcal{O}}$ of $(-Y, -\Gamma)$ as follows. First, we define the Heegaard surface $\Sigma \subset Y$ to be

$$\Sigma := -S \times \{-1\} \cup P \times \{0\} / \sim$$

where $(\partial S \cap \partial P) \times \{-1\}$ is identified with $(\partial S \cap \partial P) \times \{0\}$. Let (a_1, \dots, a_n) be the set of co-cores of $P_i \times \{0\}$ for $i = 1, \dots, n$, and (b_1, \dots, b_n) the set of properly embedded arcs on $P \times \{0\}$ where b_i is obtained from a_i by a small perturbation such that

- (1) the endpoints of a_i are isotoped along ∂S in the direction given by the boundary orientation of S .
- (2) a_i intersects b_i transversely and positively in one point x_i .

Now we define $\alpha = (\alpha_1, \dots, \alpha_n)$ and $\beta = (\beta_1, \dots, \beta_n)$ to be the sets of simple closed curves on Σ such that

$$\begin{aligned} \alpha_i &= a_i \times \{0\} \cup a_i \times \{-1\}, \\ \beta_i &= b_i \times \{0\} \cup h(b_i) \times \{-1\}. \end{aligned}$$

Then (Σ, α, β) is a Heegaard diagram of $(Y, -\Gamma)$. By switching the role of α and β , we obtain a Heegaard diagram $\mathcal{H}_{\mathcal{O}} = (\Sigma, \beta, \alpha)$ of $(-Y, -\Gamma)$. Let ξ be the contact structure on (Y, Γ) supported by $\mathcal{O} = (S, P, h)$. Now we are ready to define the contact invariant of ξ .

Definition 2.10 (HKM contact invariant). Suppose (Y, Γ, ξ) , $\mathcal{O} = (S, P, h)$, and $\mathcal{H}_{\mathcal{O}}$ are as above. Then the contact invariant of (Y, Γ, ξ) associated to \mathcal{O} is defined to be a homology class in the sutured Floer homology:

$$EH(\xi, \mathcal{H}_{\mathcal{O}}) = [(x_1, \dots, x_n)] \in SFH(\mathcal{H}_{\mathcal{O}}).$$

Honda, Kazez, and Matić [25] proved that the contact invariant EH is well-defined. In particular, they showed that EH is invariant under the positive stabilization of the open book decomposition. We restate these using the naturality of Heegaard Floer homology [27].

Juhász, Thurston and Zemke [27] proved that the sutured Floer homology is a strong Heegaard invariant. That is, for a balanced sutured 3-manifold (Y, Γ) and its Heegaard diagrams \mathcal{H} and \mathcal{H}' there exists a sequence of Heegaard moves consisting of a sequence of handleslides and (de)stabilizations that sends \mathcal{H} to \mathcal{H}' . Then this path induces a graded isomorphism of sutured Floer homology and it is independent of the choice of paths. We denote the isomorphism by

$$F_{\mathcal{H} \rightarrow \mathcal{H}'}: SFH(\mathcal{H}) \rightarrow SFH(\mathcal{H}').$$

Let (Y, Γ, ξ) be a sutured contact 3-manifold and $\mathcal{O} = (S, P, h)$, $\mathcal{O}' = (S', P', h')$ two partial open book decompositions of (Y, Γ) that support ξ . Let $\mathcal{H}_{\mathcal{O}}$ and $\mathcal{H}_{\mathcal{O}'}$ be the Heegaard diagrams induced from the open book \mathcal{O} and \mathcal{O}' . Then according to [26], there are Heegaard moves from $\mathcal{H}_{\mathcal{O}}$ to $\mathcal{H}_{\mathcal{O}'}$. Then by the naturality of Heegaard Floer homology [27], we can restate the invariance of EH [25] as

$$EH(\xi, \mathcal{H}_{\mathcal{O}'}) = F_{\mathcal{H}_{\mathcal{O}} \rightarrow \mathcal{H}_{\mathcal{O}'}}(EH(\xi, \mathcal{H}_{\mathcal{O}}))$$

Now let \mathcal{H} be another Heegaard diagram for (Y, Γ) . Then we can define EH for this Heegaard diagram by

$$EH(\xi, \mathcal{H}) := F_{\mathcal{H}_\mathcal{O} \rightarrow \mathcal{H}}(EH(\xi, \mathcal{H}_\mathcal{O}))$$

Now we have well-defined $EH(\xi, \mathcal{H})$ for any Heegaard diagram \mathcal{H} of (Y, Γ) and indeed obtain well-defined $EH(\xi) \in SFH(-Y, -\Gamma)$.

2.3. The HKM gluing map. Honda, Kazez and Matić [24] constructed a map Φ_ξ , which we call the *HKM map*. Let (Y, Γ) and (Y', Γ') be balanced sutured 3-manifolds such that $Y' \subset \text{int}(Y)$. Let $Z = Y \setminus \text{int}(Y')$ and assume that there is no *isolated component*, a connected component of Z that does not contain any component of ∂Y . For a contact structure ξ on $(Z, \Gamma \sqcup \Gamma')$, there exists an HKM map associated to the contact structure ξ

$$\Phi_\xi: SFH(-Y', -\Gamma') \rightarrow SFH(-Y, -\Gamma)$$

with the following property: If η is a contact structure on (Y', Γ') , then

$$\Phi_\xi(EH(\eta)) = EH(\eta \cup \xi).$$

Honda, Kazez and Matić also defined a gluing map [24, Theorem 1.3]. Let (X, Γ_X) , (Y, Γ_Y) and (Z, Γ_Z) be compact oriented sutured 3-manifolds. Suppose there is a surface with dividing curves (F, Γ_F) such that there are embeddings $(F, \Gamma_F) \hookrightarrow (X, \Gamma_X)$ and $(-F, -\Gamma_F) \hookrightarrow (Z, \Gamma_Z)$. Assume that (Y, Γ_Y) can be obtained by gluing (X, Γ_X) and (Z, Γ_Z) together along F :

$$(Y, \Gamma_Y) = (X, \Gamma_X) \cup_F (Z, \Gamma_Z).$$

then there exists an *HKM gluing map*

$$\Phi_F: SFH(-X, -\Gamma_X) \otimes SFH(-Z, -\Gamma_Z) \rightarrow SFH(-Y, -\Gamma_Y).$$

with the following property: Let ξ_X and ξ_Z be contact structure on (X, Γ_X) and (Z, Γ_Z) , respectively. Then we have

$$\Phi_F(EH(\xi_X) \otimes EH(\xi_Z)) = EH(\xi_X \cup \xi_Z).$$

We recall a combinatorial description of HKM gluing map in terms of contact handle attachments by Juhász and Zemke [28]. We first review the definition of 3-dimensional contact k -handles due to Giroux [14]; see also Özbağcı [41].

Definition 2.11. For $0 \leq k \leq 3$, a 3-dimensional *contact k -handle* is a sutured contact 3-manifold (H, Γ, ξ) where $H = D^k \times D^{3-k}$ and ξ is tight. For $k = 0, 3$, the dividing set Γ consists of a single closed curve on ∂H . For $k = 1, 2$, the dividing set Γ consists of one properly embedded arc on each $\partial D^1 \times D^2$ and two properly embedded arcs on $D^1 \times \partial D^2$ that connects two boundary components of $D^1 \times \partial D^2$.

Next, we recall the contact handle maps due to Juhász and Zemke [28]; see also Leigon and Salmoiraghi [33]. Since we assume there are no isolated components, we will only focus on 1- and 2-handles.

Let h^1 be a contact 1-handle and (Y, Γ) a balanced sutured 3-manifold. Denote by (Y', Γ') the result of contact 1-handle attachment. Let $\mathcal{H} = (\Sigma, \alpha, \beta)$ be a Heegaard diagram of $(-Y, -\Gamma)$. Then the new Heegaard surface Σ_1 is obtained by attaching 2-dimensional 1-handle along the points on $\partial\Sigma$ where the attaching sphere of the h^1 is located. There are no new α and β curves. Thus we obtain a new Heegaard diagram $\mathcal{H}_1 = (\Sigma_1, \alpha, \beta)$. Then the contact handle map for h^1 is defined to be

$$\begin{aligned} C_{h^1}: SFH(\mathcal{H}) &\rightarrow SFH(\mathcal{H}_1) \\ C_{h^1}([\mathbf{x}]) &= [\mathbf{x}] \end{aligned}$$

Let h^2 be a contact 2-handle and (Y, Γ) a balanced sutured 3-manifold. Denote by (Y', Γ') the result of contact 2-handle attachment. Let $\mathcal{H} = (\Sigma, \alpha, \beta)$ be a Heegaard diagram of $(-Y, -\Gamma)$. The attaching sphere of h^2 intersects the dividing set twice in the points p, q . Let λ be a curve on Y that the attaching sphere is identified and $\lambda_{\pm} := \lambda \cap R_{\pm}(\Gamma)$. We can assume λ_{\pm} lie on Σ and do not intersect α and β . Now the surface Σ_2 is obtained by attaching a 2-dimensional 1-handle along p and q . Let c be the core of the 2-dimensional 1-handle and define $\alpha_0 := \lambda_+ \cup c$ and $\beta_0 = \lambda_- \cup c$. By perturbing α_0 and β_0 , they intersect transversely at one point x_0 . We obtain a new Heegaard diagram $\mathcal{H}_2 = (\Sigma_2, \alpha \cup \{\alpha_0\}, \beta \cup \{\beta_0\})$ for $(-Y_2, -\Gamma_2)$. Then the contact handle map for h^2 is defined to be

$$\begin{aligned} C_{h^2}: SFH(\mathcal{H}) &\rightarrow SFH(\mathcal{H}_2) \\ C_{h^2}([\mathbf{x}]) &= [\mathbf{x}, x_0]. \end{aligned}$$

Using these contact handle maps, Juhász and Zemke [28] decomposed the HKM gluing map; see also Leigon and Salmoiraghi [33].

Theorem 2.12 (Juhász–Zemke [28], Leigon–Salmoiraghi [33]). *Let (Y, Γ) and (Y', Γ') be balanced sutured 3-manifolds such that $Y' \subset \text{int}(Y)$. Assume further that there are no isolated components in $Z = Y \setminus \text{int}(Y')$. For a contact structure ξ on $(Z, \Gamma \sqcup \Gamma')$, suppose that Z admits a contact handle decomposition $N \cup h_1 \cup h_2 \cdots \cup h_n$ where N is a neighborhood of $\partial Y'$ such that $\xi|_N$ is an I -invariant neighborhood. Then the HKM map associated with the contact structure ξ can be decomposed into*

$$\Phi_{\xi} = C_{h_n} \circ \cdots \circ C_{h_1} \circ \Phi_{\xi|_N}.$$

Also, assume that (Y, Γ_Y) can be obtained by gluing (X, Γ_X) and (Z, Γ_Z) together along a sub-surface F . Suppose that ξ_Z is a contact structure on (Z, Γ_Z) and admits a contact handle decomposition $F \times [0, 1] \cup h_1 \cup h_2 \cdots \cup h_n$. Then the HKM gluing map associated to F can be decomposed into

$$\Phi_F(\mathbf{x}, EH(\xi_Z)) = C_{h_n} \circ \cdots \circ C_{h_1} \circ \Phi_F(\mathbf{x}, EH(\xi|_{F \times I})).$$

2.4. Bordered Sutured Floer homology. We briefly recall the definitions and properties of bordered sutured Floer homology. We recommend that readers refer to [34, 49] for more details.

Definition 2.13. An arc diagram of rank k is a triple $\mathcal{Z} = (\mathbf{Z}, \mathbf{a}, M)$ such that

- \mathbf{Z} is a finite collection of oriented arcs,
- $\mathbf{a} = \{a_1, \dots, a_{2k}\} \subset \mathbf{Z}$ is a collection of points,
- $M: \mathbf{a} \rightarrow \{1, \dots, k\}$ is a 2 to 1 matching,
- \mathcal{Z} is either α or β type, and
- The result of surgeries on all $M^{-1}(i)$ in \mathbf{Z} has no closed components.

For a rank k arc diagram \mathcal{Z} , we can construct a graph $G(\mathcal{Z})$ by attaching arcs e_i at the pair $M^{-1}(i) \in \mathcal{Z}$ for $i = 1, \dots, k$.

Let \mathcal{Z} be an α type arc diagram and $\mathcal{F}(\mathcal{Z}) = (F(\mathcal{Z}), \Lambda(\mathcal{Z}))$ a sutured surface constructed from $\mathbf{Z} \times [0, 1]$ by attaching 1-handles along $M^{-1}(i) \times \{0\}$ for $i = 1, \dots, k$. The sutures are $\Lambda(\mathcal{Z}) = \partial\mathcal{Z} \times \{1/2\}$ with the positive region $S_+(\Lambda)$ being the region containing $\mathbf{Z} \times \{1\}$. We say $\mathcal{F}(\mathcal{Z})$ is parametrized by \mathcal{Z} . When \mathcal{Z} is of β type, everything is the same but we attach the 1-handles to $\mathbf{Z} \times \{1\}$. To each arc diagram \mathcal{Z} , we can associate a dg algebra $\mathcal{A}(\mathcal{Z})$, defined combinatorially in terms of chords in the diagram.

Definition 2.14. A bordered sutured manifold $\mathcal{Y} = (Y, \Gamma, \mathcal{F})$ is a partially sutured 3-manifold where \mathcal{F} is parameterized by an arc diagram \mathcal{Z} .

\mathcal{Y} can be considered as a cobordism from $\mathcal{F}(-\mathcal{Z}_1)$ to $\mathcal{F}(\mathcal{Z}_2)$

Definition 2.15. A bordered sutured Heegaard diagram. $\mathcal{H} = (\Sigma, \alpha, \beta, \mathcal{Z})$ consists of

- Σ is a compact oriented surface without a closed component
- $\alpha = \alpha^a \cup \alpha^c$ is a collection of pairwise disjoint curves in Σ where α^a consists of properly embedded arcs and α^c consists of simple closed curves.
- β is a collection of pairwise disjoint simple closed curves in Σ .
- There exists an embedding $G(\mathcal{Z}) \hookrightarrow \Sigma$ where \mathbf{Z} is sent into $\partial\Sigma$ and $e_i \mapsto \alpha_i^c$.

Given a bordered sutured Heegaard diagram $\mathcal{H} = (\Sigma, \alpha, \beta, \mathcal{Z})$, we can construct a bordered sutured manifold (Y, Γ, \mathcal{Z}) as follows. We first obtain Y from $\Sigma \times [0, 1]$ by attaching 2- handles to $\beta \times \{1\}$ and $\alpha^c \times \{0\}$. Then we construct $\Gamma = (\partial\Sigma \setminus \mathbf{Z}) \times \{1/2\}$. $F(\mathcal{Z})$ is a neighborhood of $\mathbf{Z} \times [0, 1] \cup \alpha^c \times \{0\}$. To a bordered sutured Heegaard diagram \mathcal{H} for $\mathcal{Y} = (Y, \Gamma, \mathcal{Z})$, Zarev associates a right type- A \mathcal{A}_∞ -module $\widehat{BSA}(\mathcal{H})_{\mathcal{A}(\mathcal{Z})}$ and a left type- D module ${}^{\mathcal{A}(\mathcal{Z})}\widehat{BSD}(\mathcal{H})$. We write $\widehat{BSA}(\mathcal{Y})$ and $\widehat{BSD}(\mathcal{Y})$ as a homotopy equivalence class of $\widehat{BSA}(\mathcal{H})$ and $\widehat{BSD}(\mathcal{H})$, respectively.

For $\mathcal{Y} = (Y, \Gamma, \mathcal{Z}_1 \sqcup \mathcal{Z}_2)$, we can also define bordered bimodules

$$\begin{array}{cc} {}_{\mathcal{A}(\mathcal{Z}_1)}\widehat{BSAA}(\mathcal{Y})_{\mathcal{A}(\mathcal{Z}_2)} & {}^{\mathcal{A}(\mathcal{Z}_1)}\widehat{BSDD}(\mathcal{Y})^{\mathcal{A}(\mathcal{Z}_2)} \\ {}^{\mathcal{A}(\mathcal{Z}_1)}\widehat{BSDA}(\mathcal{Y})_{\mathcal{A}(\mathcal{Z}_2)} & {}_{\mathcal{A}(\mathcal{Z}_1)}\widehat{BSAD}(\mathcal{Y})^{\mathcal{A}(\mathcal{Z}_2)} \end{array}$$

Theorem 2.16 (Zarev [49]).

$$\begin{aligned} \widehat{BSA}(\mathcal{Y}_1) \boxtimes \widehat{BSD}(\mathcal{Y}_2) &= SFC(\mathcal{Y}_1 \cup \mathcal{Y}_2) \\ \widehat{BSAA}(\mathcal{Y}_1) \boxtimes \widehat{BSDD}(\mathcal{Y}_2) &= \widehat{BSAD}(\mathcal{Y}_1 \cup \mathcal{Y}_2). \end{aligned}$$

Any combination of bimodules for \mathcal{Y}_1 and \mathcal{Y}_2 can be used, where one is type- A for $A(\mathcal{Z})$, and the other is type- D for $A(\mathcal{Z})$.

Let $\mathcal{Y} = (Y, \Gamma, \mathcal{F})$ be a bordered sutured manifold. If Γ_D is a dividing set with a single suture on a disk D then $\widehat{BSA}(\mathcal{Y})$ and $\widehat{BSD}(\mathcal{Y})$ can be identified with $\widehat{CFA}(\mathcal{Y})$ and $\widehat{CFD}(\mathcal{Y})$, respectively.

2.5. The Zarev gluing map. Zarev [50] defined a *gluing map* for two sutured manifolds using bordered sutured Floer homology. Let (Y_1, Γ_1) and (Y_2, Γ_2) be sutured 3-manifolds, and F and $-F$ are subsurfaces of Y_1 and Y_2 , respectively. Let \mathcal{C}_1 and \mathcal{C}_2 be the caps associated to F_1 and F_2 , respectively. Recall that the caps embed in Y_1 and Y_2 , and we obtain the following partially sutured manifolds. $\mathcal{Y}_1 = Y_1 \setminus \mathcal{C}_1$ and $\mathcal{Y}_2 = Y_2 \setminus \mathcal{C}_2$. As discussed in Section 2.1, we can glue the two sutured manifolds by inserting a twisting slice.

$$(Y_1, \Gamma_1) \cup_F (Y_2, \Gamma_2) = \mathcal{Y}_1 \cup \mathcal{TW}_{\mathcal{F}}^{\pm} \cup \mathcal{Y}_2$$

Let $U = \widehat{BSA}(\mathcal{Y}_1)$ $V = \widehat{BSA}(\mathcal{Y}_2)$ $M = \widehat{BSD}(\mathcal{C}_1)$ $A = \widehat{BSD}(\mathcal{TW}^+)$. Then we have $SFC(Y_1, \Gamma_1) = U \boxtimes M$ $SFC(\Gamma_2) = M^{\vee} \boxtimes V$ and $SFC(Y_1 \cup_F Y_2) = U \boxtimes A \boxtimes V$ Under this identification, Zarev defined the gluing map Ψ_F as follows:

$$\begin{aligned} \Psi_F: SFC(\mathcal{Y}_1) \otimes SFC(\mathcal{Y}_2) &\rightarrow SFC(\mathcal{Y}_1 \cup_F \mathcal{Y}_2) \\ (2) \quad \Psi(u \boxtimes m, m^{\vee} \boxtimes v) &= u \boxtimes \iota^{\vee} \boxtimes v \end{aligned}$$

Zarev also showed that his gluing map is equivalent to \mathcal{A}_{∞} -operation m_2 .

Theorem 2.17. *Let $\mathcal{Y} = (Y, \Gamma, \mathcal{F})$ be a bordered sutured manifold. Then under the identification in Theorem 2.21, we have*

$$\Psi_F(x \boxtimes m, a) = m_2(x, a).$$

In case of \mathcal{Y} has two boundary components, a similar statement holds for $m_{1|1|0}$ and $m_{0|1|1}$.

2.6. Elementary modules, caps, and twisting slices. Here, we review the bordered modules of elementary caps and twisting slices. For more details, see [50]. We first recall the definition of *elementary modules*.

Definition 2.18. A type- A module M_A is called *elementary* if

- M is generated by a single element m ,
- all \mathcal{A}_{∞} -operations on M vanish except for multiplication by an idempotent.

A type- D module ${}^A M$ is called *elementary* if

- M is generated by a single element m ,
- $\delta(m) = 0$.

Let \mathcal{F} be a surface parametrized by an arc diagram \mathcal{Z} of rank n . For a subset $I \subset \{1, \dots, n\}$, we define the *elementary cap* \mathcal{C}_I corresponding to \mathcal{F} and I to be the bordered

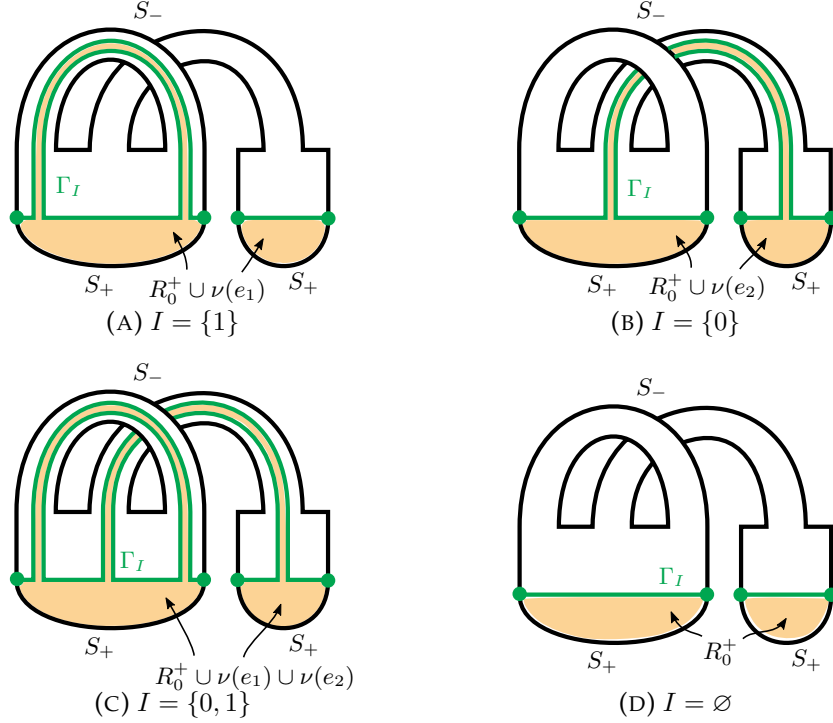


FIGURE 4. Constructing the dividing curves for an annulus cap

sutured manifold $\mathcal{C}_I(\mathcal{F}) = (\mathcal{F} \times [0, 1], \mathcal{F} \times \{0\}, \Gamma_I)$, where the dividing curve Γ_I is defined to be:

$$\Gamma_I = \partial \left(R_0 \cup \bigcup_{i \in I} \nu(e_i) \right) \setminus S_+$$

Roughly, the dividing curves run “parallel” to the parametrizing arcs that are included in I ; see Figures 4 and 6 for examples.

An elementary cap \mathcal{C}_I has a particular simple bordered sutured Heegaard diagram $\mathcal{H}_I = (\Sigma, \alpha, \beta, \phi : \mathcal{Z} \hookrightarrow \partial\Sigma)$ characterized as follows:

- α consists entirely of α arcs such that $\nu(\phi(\mathcal{Z}) \cup \alpha)$ is an embedding of \mathcal{F} into Σ
- for each $i \in I$, there is exactly one β circle intersecting α_i exactly once
- $\Sigma \setminus (\alpha \cup \beta)$ is a disjoint union of disks, each of which contains exactly one component of $\partial\Sigma \setminus \phi(\mathcal{Z})$

Proposition 2.19. *Let \mathcal{C}_I be an elementary cap associated to the elementary dividing set Γ_I . Then there exists a Heegaard diagram \mathcal{H}_I such that*

- $\widehat{BSA}(\mathcal{H}_I)$ is an elementary *typA*-A module for ι_{I^c}
- $\widehat{BSD}(\mathcal{H}_I)$ is an elementary *typA*-D module for ι_I

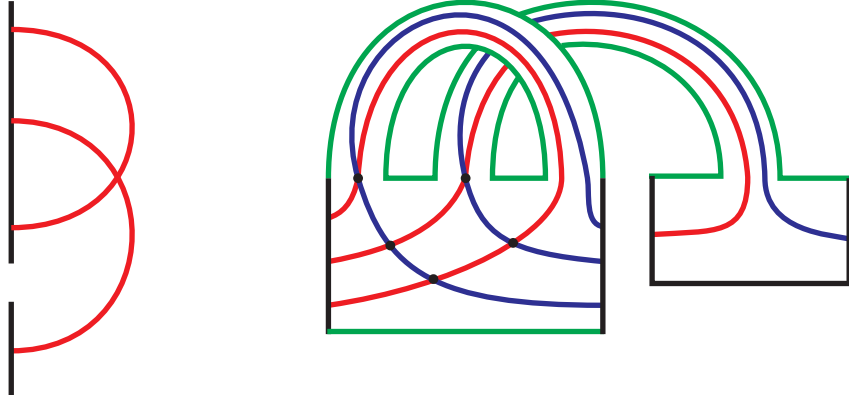


FIGURE 5. An arc diagram for an annulus and the corresponding \overline{AZ} diagram.

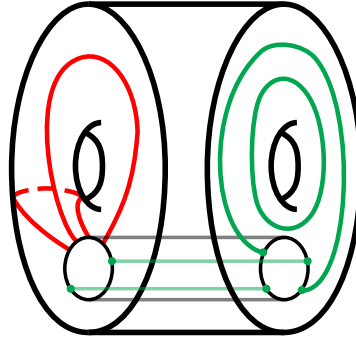


FIGURE 6. An elementary cap for the torus

Auroux [3] and Zarev [50] constructed a special Heegaard diagram AZ for a twisting slice $\mathcal{TW}_{\mathcal{F}}^+$. See Figure 5 and 16 for examples. We can also obtain the Heegaard diagram \overline{AZ} for $\mathcal{TW}_{\mathcal{F}}^-$ by interchanging the role of α and β arcs.

Proposition 2.20. *Let AZ be the Heegaard diagram for $\mathcal{TW}_{\mathcal{F}}^+$ and \overline{AZ} be the Heegaard diagram for $\mathcal{TW}_{\mathcal{F}}^-$. Then there exist canonical identifications as follows.*

$$\widehat{BSAA}(AZ) = \mathcal{A}(\mathcal{Z})^\vee, \quad \widehat{BSAA}(\overline{AZ}) = \mathcal{A}(\mathcal{Z}).$$

Zarev [50] characterized bordered sutured Floer homology in terms of sutured Floer homology.

Theorem 2.21 (Zarev [50]). *Let $\mathcal{Y} = (Y, \Gamma, \mathcal{F})$ be a bordered sutured manifold where \mathcal{F} is parametrized by \mathcal{Z} of rank n . Then there is a decomposition*

$$\widehat{BSA}(\mathcal{Y})_A \cong \bigoplus_{I \subset \{1, \dots, n\}} \widehat{BSA}(\mathcal{Y}) \cdot \iota_I$$

where

$$\widehat{BSA}(\mathcal{Y}) \cdot \iota_I \cong \widehat{BSA}(\mathcal{Y}) \boxtimes \widehat{BSD}(\mathcal{H}_I) \cong SFC(C_I(\mathcal{Y}))$$

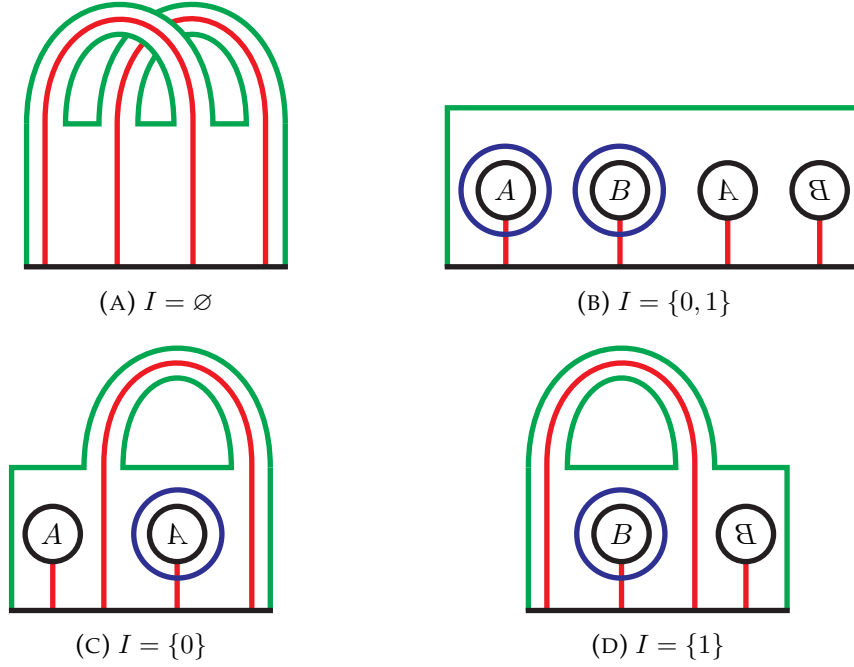


FIGURE 7. Heegaard diagram for elementary caps corresponding to the torus

A similar statement holds for \widehat{BSAA} . In particular,

$$\begin{aligned} \widehat{BSAA}(AZ) &\cong \bigoplus_{I, J \subset \{1, \dots, n\}} \widehat{BSD}(-\mathcal{H}_I) \boxtimes \widehat{BSAA}(AZ) \boxtimes \widehat{BSD}(\mathcal{H}_J) \\ &\cong \bigoplus_{I, J \subset \{1, \dots, n\}} SFC(\Sigma \times [0, 1], \Gamma_{I \rightarrow J}) \end{aligned}$$

2.7. Solid tori and basic slices. Here, we recall how to construct a tight contact structure on a solid torus. To do so, we first review the Farey graph. We define the *Farey sum* and *Farey multiplication* of two rational numbers to be

$$\begin{aligned} \frac{a}{b} \oplus \frac{c}{d} &:= \frac{a+c}{b+d}, \\ \frac{a}{b} \cdot \frac{c}{d} &:= ad - bc. \end{aligned}$$

Now consider the Poincaré disk in \mathbb{R}^2 equipped with the hyperbolic metric. Label the points $(0, 1)$ by $0 = 0/1$ and $(0, -1)$ by $\infty = 1/0$ and add a hyperbolic geodesic between the two points. Take the half circle with non-negative x coordinate. Label any point halfway between two labeled points with the Farey sum of the two points and connect it to both points by a geodesic. Iterate this process until all the positive rational numbers are a label on some point on the half circle. Now do the same for the half circle with non-positive x coordinate (for ∞ , use the fraction $-1/0$). See Figure 8. We note that for two

points on the Farey graph labeled r and s , respectively, we have $|r \bullet s| = 1$ if and only if there is an edge between them.

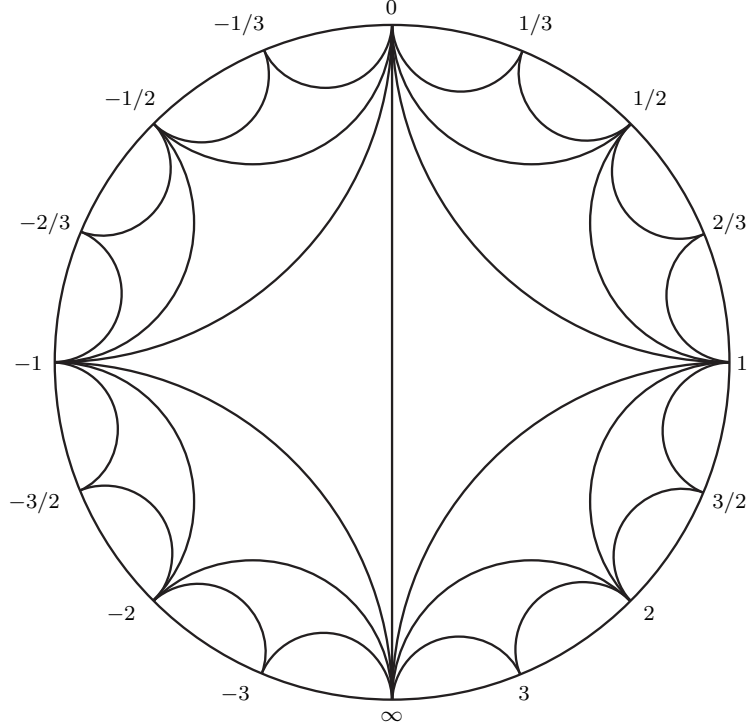


FIGURE 8. The Farey graph.

Given a rational number q/p we denote by $(q/p)^c$ is the largest rational number q'/p' satisfying $pq' - p'q = 1$ and by $(q/p)^a$ is the smallest rational number q''/p'' satisfying $pq'' - p''q = -1$. Notice that this means there is an edge from q/p to $(q/p)^c$ and to $(q/p)^a$. One may also show that there is an edge between $(q/p)^c$ and $(q/p)^a$.

A *path from r to s* in the Farey graph is a series of rational numbers $\{r = s_0, s_1, \dots, s_n = s\}$ moving clockwise from r to s so that s_i and s_{i+1} are connected by an edge in the Farey graph. We say a path $P = \{s_0, s_1, \dots, s_n\}$ is *minimal* if $|s_i \bullet s_j| = 1$ if and only if $j = i \pm 1$. Suppose P is not minimal, that is, $|s_i \bullet s_{i+k}| = 1$ for some $k > 1$. Then we can *shorten* the path by removing $s_{i+1}, \dots, s_{i+k-1}$ and obtain a new path $P' = \{s_1, \dots, s_i, s_{i+k}, \dots, s_n\}$. A *decorated path* is a path in the Farey graph such that each edge between two consecutive points is assigned the $+$, $-$, or \circ sign.

We will use decorated paths in the Farey graph to describe contact structures on $T^2 \times [0, 1]$ and $S^1 \times D^2$. A *basic slice* $B_{\pm}(s, s')$ is defined to be a minimally twisting contact structure on $T^2 \times I$ with convex boundary with two dividing curves of slopes s and s' , where s' is clockwise of s and $|s \bullet s'| = 1$. Here minimally twisting means that any convex torus in $B_{\pm}(s, s')$ that is smoothly isotopic to the boundary has dividing curves that are clockwise of s and anti-clockwise of s' in the Farey graph. There are two non-isotopic

contact structures satisfying such conditions and they differ by their coorientation. We denote one by $B_+(s, s')$ and the other by $B_-(s, s')$ and call them a positive and negative basic slice, respectively. Since $|s \cdot s'| = 1$, there is an edge between s and s' in the Farey graph. Thus we can describe a basic slice $B_\pm(s, s')$ as a decorated path $(s_0 = s, s_1 = s')$, consisting of a single edge between s and s' , and the sign of the edge is the sign of the basic slice.

A path in the Farey graph is called a *continued fraction block* if there is a change of basis so that it is $(0, 1, \dots, n)$, a minimal path from 0 to $n \in \mathbb{N}$. A contact structure ξ on $T^2 \times [0, 1]$ described by a continued fraction block of edges in the Farey graph will also be called a *continued fraction block*. Giroux [15] and Honda [21] showed that the signs in a continued fraction block can be *shuffled*, i.e., the following two contact structures are isotopic

$$B_+(0, 1) \cup B_-(1, 2) = B_-(0, 1) \cup B_+(1, 2).$$

We will now consider tight contact structures on a solid torus S with boundary being convex with two dividing curves of slope s . We will denote such a contact structure by $S(s)$. Kanda [31] showed that there exists a unique tight contact structure on $S(n)$ up to isotopy fixing boundary if $n \in \mathbb{Z}$, i.e., the longitudinal dividing curves. Since there is an edge between n and ∞ in the Farey graph, we can describe the tight contact structure on $S(n)$ as a decorated path $(s_0 = \infty, s_1 = n)$, consisting of a single edge between ∞ and n , and the sign of the edge is \circ .

Next, we described any tight contact structure on $S(s)$ for any $s \in \mathbb{Q}$. Let $(\infty = s_0, \dots, s_n = s)$ be the minimal path from ∞ to s in the Farey graph. Then we can decompose a tight contact structure on $S(s)$ into

$$S(s) = S(s_1) \cup B(s_1, s_2) \cup \dots \cup B(s_{n-1}, s_n).$$

Thus we can describe a tight contact structure on $S(s)$ using a decorated path by assigning \circ to the edge (s_0, s_1) and assigning $+$ or $-$ to all other edges (s_i, s_{i+1}) according to the sign of the basic slice $B(s_i, s_{i+1})$ for $1 \leq i \leq n-1$. Giroux [15] and Honda [21] proved that any tight contact structure on $S(s)$ in this way.

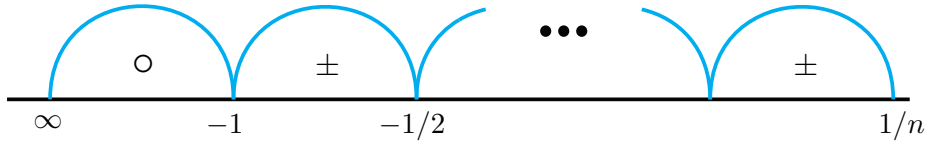
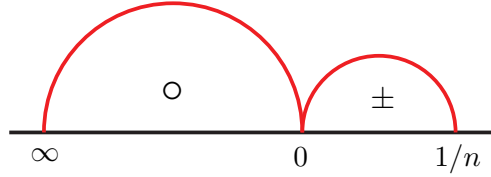


FIGURE 9. A decorated path in the Farey graph for $S(1/n)$ when $n < 0$.

Theorem 2.22 (Giroux [15], Honda [21]). *Let P be a decorated path from $-\infty$ to s in the Farey graph and ξ be the corresponding contact structure on $S(s)$. Then*

- (1) *if P is minimal, then ξ is tight,*
- (2) *if P is minimal and all edges have the same sign except for the first one which is decorated with \circ , then ξ is universally tight,*

FIGURE 10. A decorated path in the Farey graph for $S(1/n)$ when $n > 1$.

- (3) if P is minimal and contains both $+$ and $-$ signs, then ξ is tight but virtually overtwisted,
- (4) if P is not minimal and there are two adjacent edges (s_{i-1}, s_i) and (s_i, s_{i+1}) with different signs that can be shortened (i.e. $|s_{i-1} \cdot s_{i+1}| = 1$), then ξ is overtwisted,
- (5) two minimal decorated paths describe the same contact structure if the decorations differ only by shuffling in continued fraction blocks.

From the above theorem, we derive a useful proposition for later usage.

Proposition 2.23. *Let $n \in \mathbb{Z} \setminus \{0\}$. Then,*

- if $n > 1$, there exist two tight contact structures on $S(1/n)$,
- if $n = 1$, there exists a unique tight contact structure $S(1/n)$,
- if $n < 0$, there exist $|n|$ distinct tight contact structures on $S(1/n)$.

Also, any tight contact structure on $S(1/n)$ has non-vanishing contact invariant EH .

Proof. If $n = 1$ the dividing curve is longitudinal, so there exists a unique tight contact structure by Kanda [31] as discussed above.

Now consider the case $n < 0$. The minimal path from ∞ to $1/n$ is $(-\infty, -1, -1/2, -1/3, \dots, 1/n)$. See Figure 9. Thus we can decompose a tight contact structure into

$$S(1/n) = S(-1) \cup B_{\pm}(-1, -1/2) \cup \dots \cup B_{\pm}(1/(n+1), 1/n).$$

The subpath $(-1, -1/2, \dots, 1/n)$ is a continued fraction block, so according to Theorem 2.22, a contact structure on $S(1/n)$ is determined by the signs on the edges in the subpath up to shuffling. Since there are $|n|$ different choices of signs on the edges up to shuffling, there are $|n|$ tight contact structures on $S(1/n)$.

If $n > 1$, the minimal path from ∞ to $1/n$ is $(\infty, 0, 1/n)$. Therefore, any tight contact structure on $S(1/n)$ can be decomposed into

$$S(0) \cup B_{\pm}(0, 1/n)$$

and the sign of the basic slice determines the contact structure. See Figure 10.

The tight contact structures considered so far embed in (S^3, ξ_{std}) (c.f. [30]). Thus they have non-vanishing contact invariant. \square

2.8. Tight contact structures on a twisting slice. Let Σ be a compact oriented connected surface with boundary that is parametrized by an arc diagram \mathcal{Z} of rank n . We define $(\Sigma \times [0, 1], \Gamma_{I \rightarrow J})$ to be $-\mathcal{C}_I \cup \mathcal{TW}_{\Sigma}^+ \cup \mathcal{C}_J$ for $I, J \subset \{1, \dots, n\}$. Mathews [38] showed that there exists an isomorphism between the contact category algebra $CA(\Sigma, \mathcal{Z})$ and

the homology of the strand algebra $H_*(\mathcal{A}(\mathcal{Z}))$, where $CA(\Sigma, \mathcal{Z})$ is generated by isotopy classes of tight contact structures on $(\Sigma \times [0, 1], \Gamma_{I \rightarrow J})$ for $I, J \subset \{1, \dots, n\}$.

Zarev [50] showed that there exists an isomorphism between the homology of $\iota_I \cdot \mathcal{A}(\mathcal{Z}) \cdot \iota_J$ and the sutured Floer homology of $(-\Sigma \times [0, 1], -\Gamma_{I \rightarrow J})$ for $I, J \subset \{1, \dots, n\}$, see Proposition 2.20. Combining these, we obtain the following equivalence:

$$CA(\Sigma, \mathcal{Z}) \cong H_*(\mathcal{A}(\mathcal{Z})) \cong \bigoplus_{I, J \subset \{1, \dots, n\}} SFH(-\Sigma \times [0, 1], -\Gamma_{I \rightarrow J}).$$

Remark 2.24. The statements in [38] and [50] are slightly different since $(\Sigma \times [0, 1], \Gamma_{I \rightarrow J})$ is defined to be $-\mathcal{C}_I \cup \mathcal{TW}_{\Sigma}^- \cup \mathcal{C}_J$.

To establish the first isomorphism, Mathews constructed a contact structure ξ_a on $(\Sigma \times [0, 1], \Gamma_{I \rightarrow J})$ for each generator $a = a_i(S, T, \phi) \in \mathcal{A}(\mathcal{Z})$.

Proposition 2.25 (Mathews [38]). *Let $a = a(S, T, \phi)$ and $b = a(S', T', \phi')$ be generators of $\mathcal{A}(\mathcal{Z})$. Then ξ_a is tight if and only if $[a] \neq 0 \in H(\mathcal{A}(\mathcal{Z}))$. Also, $\xi_a \sim \xi_b$ if and only if $[a] = [b] \in H(\mathcal{A}(\mathcal{Z}))$.*

The following proposition is a direct consequence of the equivalence above.

Proposition 2.26. *Let $a = a_i(S, T, \phi)$ be a generator of $\mathcal{A}(\mathcal{Z})$. Then the isomorphism induced from AZ diagram sends*

$$[a] \mapsto EH(\xi_a)$$

Moreover, EH is a complete invariant for contact structures on $(\Sigma \times [0, 1], \Gamma_{I \rightarrow J})$, i.e., $EH(\xi_a)$ is nonvanishing if and only if ξ_a is tight, and $\xi_a \sim \xi_b$ if and only if $EH(\xi_a) = EH(\xi_b)$.

2.9. Heegaard Floer invariants for knots. Let Y be a closed 3-manifold and K a null-homologous knot in Y . Then we have a filtration of $\widehat{CF}(Y)$:

$$\cdots \subset \mathcal{F}_{m-1} \subset \mathcal{F}_m \subset \mathcal{F}_{m+1} \subset \cdots \subset \widehat{CF}(Y)$$

such that $\mathcal{F}_m = 0$ for $m \ll 0$ and $\mathcal{F}_m = \widehat{CF}(Y)$ for $m \gg 0$.

Once we fix a non-zero element $x \in \widehat{HF}(Y)$, then we obtain an integer-valued invariant $\tau_x(Y, K)$:

$$\tau_x(Y, K) = \min\{s \mid x \in \text{Im}(H_*(\mathcal{F}_s) \rightarrow \widehat{HF}(Y))\}$$

Definition 2.27 (Hedden [19]). Let (Y, ξ) be a closed contact 3-manifold and K a null-homologous knot in Y . Suppose the contact class $c(\xi) \in \widehat{HF}(-Y)$ is nonzero. Then the *contact tau-invariant* of K is defined to be

$$\tau_{\xi}(Y, K) := -\tau_{c(\xi)}(-Y, K)$$

Theorem 2.28 (Hedden [19]). *Let (Y, ξ) be a closed contact 3-manifold with $c(\xi) \neq 0$. Then for any null-homologous Legendrian knot L in Y , the following inequality holds.*

$$\text{tb}(L) + |\text{rot}(L)| \leq 2\tau_{\xi}(Y, L) - 1$$

Now let Y be an L-space and \mathfrak{s} a spin^c structure of Y . In this case, there is a horizontally simplified basis $\{x_i\}$ of $CFK(Y, K, \mathfrak{s})$ such that some x_j is the distinguished generator of a vertically simplified basis. Then we define the *epsilon-invariant of K with respect to \mathfrak{s}* to be

- $\epsilon_{\mathfrak{s}}(Y, K) = 1$ if x_j is in the image of the horizontal differential,
- $\epsilon_{\mathfrak{s}}(Y, K) = 0$ if x_j is in the kernel but not the image of the horizontal differential,
- $\epsilon_{\mathfrak{s}}(Y, K) = -1$ if x_j is not in the kernel of the horizontal differential.

Definition 2.29. Let (Y, ξ) be a contact L-space with $c(\xi) \neq 0$. Then the *contact epsilon-invariant of K* is defined to be

$$\epsilon_{\xi}(Y, K) := -\epsilon_{\mathfrak{s}_{\xi}}(-Y, K)$$

where \mathfrak{s}_{ξ} is the spin^c structure induced from the contact structure ξ .

2.10. Torus Boundary and Immersed curves. In the case of a manifold Y with torus boundary, the simplest case is where the sutured part consists of a single disk with a single boundary-parallel dividing curve; see Figure 11c. This corresponds to the “classic” torus algebra $\mathcal{A}(T^2)$ and bordered modules $\widehat{CFA}(Y)$ and $\widehat{CFD}(Y)$ of [34]. We recall some of the key facts about this case. The summand of the algebra that is relevant for pairing is the level-0: $\mathcal{A}(T^2, 0)$, which has 8 generators as an \mathcal{F} -vector space:

- two idempotents ι_0 and ι_1
- three “basic” generators $\rho_1, \rho_2,$ and ρ_3 satisfying: $\rho_1 = \iota_0\rho_1\iota_1, \rho_2 = \iota_1\rho_2\iota_0,$ and $\rho_3 = \iota_0\rho_3\iota_1$
- $\rho_{12} = \rho_1\rho_2, \rho_{23} = \rho_2\rho_3,$ and $\rho_{123} = \rho_1\rho_2\rho_3$

Note: all other kinds of products not indicated are zero (e.g., $\rho_2\rho_1 = 0$).

We shall often describe the type- A and type- D structures over this algebra as directed graphs with edges labelled by strings of algebra elements as follows:

For a type- D structure, an edge from x to y labelled by a (which will always correspond to an algebra element) indicates that $\delta^1(x) = a \otimes y$. Hence, the higher differentials δ^n correspond to directed paths of length n .

For a type- A structure, if there is a directed path from x to z with labels a_1, \dots, a_n , then this will correspond to a higher multiplication of the form $m_i(x, \dots) = y$. More precisely, the strings a_1, \dots, a_n , are first concatenated, then re-bracketed in order to multiply as many adjacent terms as possible in a non-vanishing way. For example, if we had $a_1 = \rho_2\rho_1$ and $a_2 = \rho_2\rho_3$ then this would be grouped as: $\rho_2, \rho_1\rho_2\rho_3$ or ρ_2, ρ_{123} .

Bordered modules over this torus algebra as well as the pairing theorem have been reinterpreted in terms of immersed curves on the punctured torus by Hanselman, Rasmussen, and Watson [18]. We briefly recall the construction: For the type- A module, given a directed graph as above, we place each generator on either the vertical or horizontal “edge” of a punctured torus depending on its idempotent: those with ι_0 on the vertical and those with ι_1 on the horizontal. Then For each arrow between generators, we insert the corresponding kind of arc as in Figure 12a. Notice that the puncture is in the top-right corner.

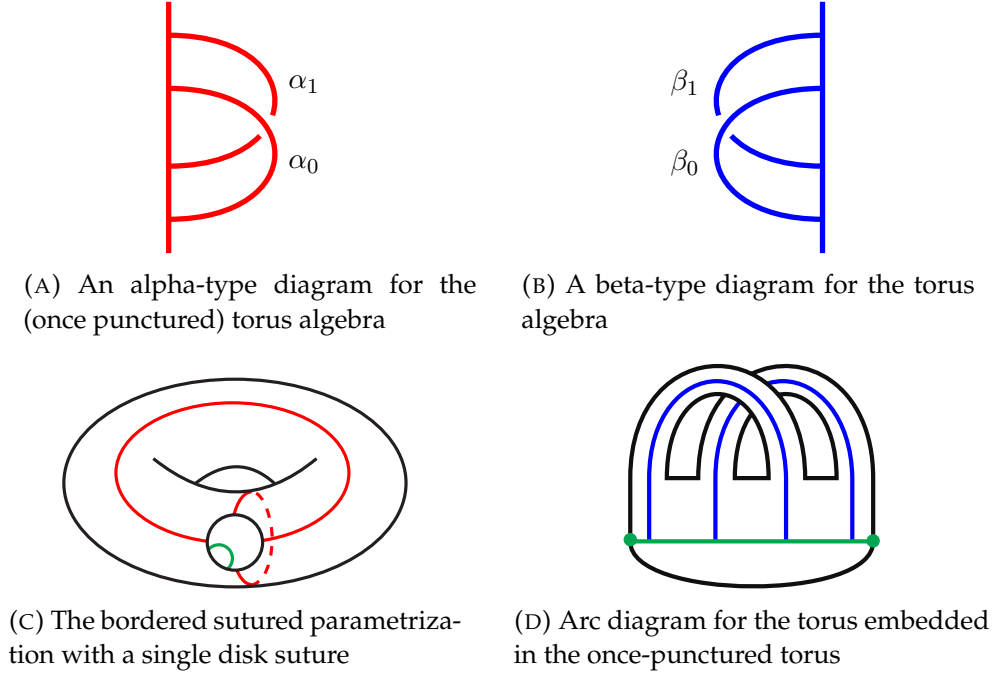


FIGURE 11. Arc diagrams and parametrization for the torus with single disk suture

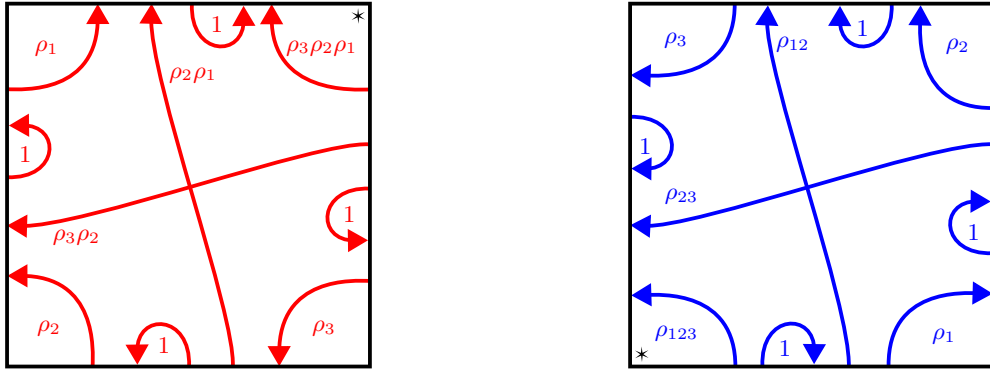
For the type- D structure, we proceed similarly, except this time, the generators in the ι_0 idempotent are on the horizontal edge while the ones in ι_1 are on the vertical edge. Once again, we follow the instructions in Figure 12b for each arrow occurring in the directed graph. Note this time the puncture is in the bottom-left corner.

In either case, we obtain a collection of immersed *train tracks* which may be arranged as described in [18] such that the result may be interpreted as an immersed multicurve with *local systems*.

Given immersed curves $\vec{\Gamma}_A$ and $\vec{\Gamma}_D$ representing \widehat{CFA} and \widehat{CFD} , respectively, we can compute $\widehat{CFA} \boxtimes \widehat{CFD}$ geometrically as follows: we scale the immersed curves by a factor of $1/2$ and embed them into a torus in the top-right and bottom-left quadrants, respectively, extending the “endpoints” vertically and horizontally as appropriate. Then the Lagrangian Floer complex between $\vec{\Gamma}_A$ and $\vec{\Gamma}_D$ in T^2_\bullet computes the Heegaard Floer complex of $Y_1 \cup Y_2$: the intersections between the vertical and horizontal extended lines are the generators, and the differential amounts to counting immersed bigons between them. In this setup:

$$\widehat{CF}(Y_1 \cup Y_2) \cong \widehat{CFA} \boxtimes \widehat{CFD} \cong CF(\vec{\Gamma}_A, \vec{\Gamma}_D)$$

Figure 13 shows an example (local) computation. Here we have generators a and b in the type- A module and generators x and y in the type- D structure. Moreover, $m_2(a, \rho_2) = b$



(A) Type-*A* immersed curves corresponding to various edge labels in a directed graph representation

(B) type-*D* immersed curves corresponding to various edge labels in a directed graph representation

FIGURE 12. Translating a type-*A* or type-*D* module over the torus algebra into immersed curves

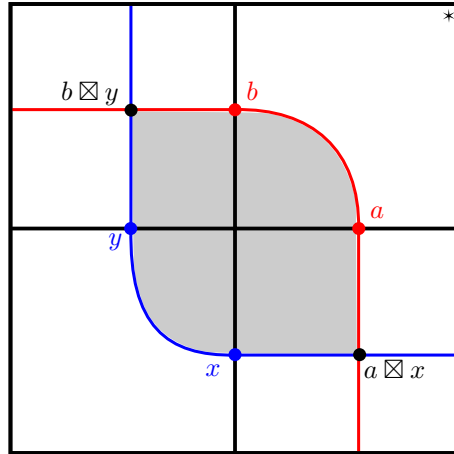


FIGURE 13. Pairing immersed curves recovers the box tensor product for pairing type-*A* and type-*D* modules over the torus algebra

and $\delta^1(x) = \rho_2 \otimes y$. The bigon from $a \boxtimes x$ to $b \boxtimes y$ represents a differential in the chain complex, as expected.

Remark 2.30. The immersed curve invariant $\vec{\Gamma}$ in fact may be canonically thought of as living on the (bordered) boundary of the manifold itself, so that a reparametrization simply corresponds to applying an appropriate mapping class to $\vec{\Gamma}$.

An important class of manifolds with torus boundary that we shall be interested in is complements of knots in S^3 (or more generally, in L-spaces).

Section 4.2 of [17] describes an algorithm that translates the knot Floer chain complex to immersed curves, based on the correspondence between knot Floer homology and the bordered Floer homology of the knot exterior described in Chapter 11 of [34]. Indeed, for a null-homologous knot, there is a canonical lift of the immersed curves to the infinitely punctured cylinder $\overline{T^2}_\bullet$ such that the Seifert longitude lifts to a simple closed curve, while the meridian lifts to a vertical line. It is conventional to parametrize this cylinder as $[0, 1]/0 \sim 1 \times \mathbb{R}$. The punctures usually are chosen to be $\{\frac{1}{2}\} \times (\mathbb{Z} + \frac{1}{2})$, although in Figure 14, we have moved them slightly down and to the left, so that the midline $\{\frac{1}{2}\} \times \mathbb{R}$ and the lifts of the Seifert longitude $S^1 \times \{n + \frac{1}{n}\}$ are more clearly visible. Indeed, the various fundamental domains, which are lifts of the punctured torus, are the sets: $([\frac{1}{2}, 1] \cup [0, \frac{1}{2}]) \times (n - \frac{1}{2}, n + \frac{1}{2})$. This integer n is called the *height* of the region, and intersection points between the lift of \overrightarrow{T} and the midline occurring in such a region are also said to have height n . These heights correspond to the various spin^c gradings (or Alexander gradings in the knot Floer viewpoint).

The properties of the knot Floer homology for a knot K in S^3 (or more generally in an L-space Y) translate as follows in this setup:

- The entire collection is rotationally symmetric about $(\frac{1}{2}, 0)$; this is a restatement of the i, j -symmetry in knot Floer homology
- There is a distinguished curve $\gamma_{\mathfrak{s}}$ for each $\mathfrak{s} \in \text{Spin}^c(Y)$ which wraps once in the longitudinal direction; this corresponds to the “staircase” component of knot Floer homology. All other curves may be made to lie within an arbitrarily small neighborhood of the midline $\{\frac{1}{2}\} \times \mathbb{R}$ by an appropriate homotopy. Moreover, this distinguished curve has *trivial* local system; this reflects the fact that $\text{rk}(\widehat{HF}(Y, \mathfrak{s})) = 1$ for an L-space
- Following the distinguished curve from left to right, starting at $(0, 0)$, the height at which it “first” intersects the midline is τ_x , where x is a generator of $\widehat{HF}(Y, \mathfrak{s})$; indeed, this intersection point represents the homology class x , which generates the vertical ($U = 0, V = 1$) quotient complex of $CFK(Y, K)/(UV = 0)$. Similarly, if one follows the distinguished curve from right to left starting at $(1, 0)$, then the first intersection point with the midline will occur at height $-\tau_x$ and will correspond to a generator of the *horizontal* ($V = 0, U = 1$) complex.
- Immediately to the right of the generator of the vertical complex (from above), if the curve proceeds to turn upward, then $\epsilon_{\mathfrak{s}} = -1$; if it turns downward, then $\epsilon_{\mathfrak{s}} = 1$. Otherwise, if it is horizontal, $\epsilon_{\mathfrak{s}} = 0$; by symmetry, this actually implies $\tau_x = 0$ as well.

3. BORDERED CONTACT INVARIANTS

In this section, we define contact invariants in bordered (bi)modules and prove the invariance and the pairing theorems.

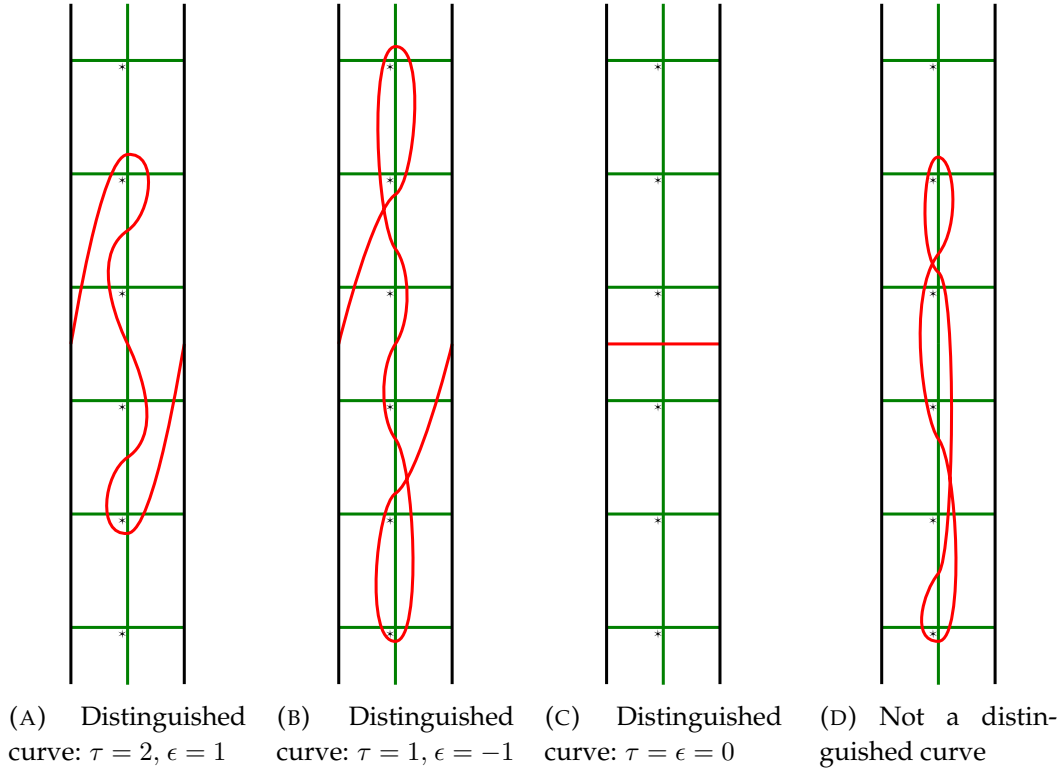


FIGURE 14. Various behaviors for lifted immersed curve invariants for knot exteriors

3.1. Definition and invariance. Let $\mathcal{Y} = (Y, \Gamma, \mathcal{F}_1 \sqcup \mathcal{F}_2)$ be a bordered sutured manifold where \mathcal{F}_1 and \mathcal{F}_2 are surfaces parametrized by arc diagrams \mathcal{Z}_1 and \mathcal{Z}_2 of rank n_1 and n_2 , respectively. Recall from Section 2.6 that for $I \subset \{1, \dots, n_1\}$ and $J \subset \{1, \dots, n_2\}$, there exist elementary caps \mathcal{C}_I and \mathcal{C}_J and we obtain a sutured manifold by attaching the caps to \mathcal{Y} :

$$C(\mathcal{Y}) := \mathcal{C}_I \cup \mathcal{Y} \cup \mathcal{C}_J = (Y, \Gamma_I \cup \Gamma \cup \Gamma_J).$$

We say a contact structure ξ on $C(\mathcal{Y})$ is *compatible with \mathcal{Y}* , and call (\mathcal{Y}, ξ) a *bordered sutured contact manifold*.

Let (\mathcal{Y}, ξ) be a bordered sutured contact manifold. We first define a type-AA contact invariant of ξ . To do so, we recall from Section 2.6 that for a bordered Heegaard diagram \mathcal{H} of $-\mathcal{Y}$, we can construct a sutured Heegaard diagram $C(\mathcal{H})$ of $C(-\mathcal{Y})$ by attaching the elementary Heegaard diagrams \mathcal{H}_{I^c} and \mathcal{H}_{J^c} . Also, we say two cycles in a type-AA module M are *equivalent* if they are the same in the homology; i.e., $a \sim b$ if $[a] = [b] \in H_*(M, \partial)$ where $\partial = m_{0|1|0}$.

Definition 3.1. Let $\mathcal{Y} = (Y, \Gamma, \mathcal{F}_1 \sqcup \mathcal{F}_2)$ be a bordered sutured manifold and ξ a contact structure compatible with \mathcal{Y} . For an admissible Heegaard diagram \mathcal{H} for $-\mathcal{Y}$, we define

$c_{AA}(\xi, \mathcal{H})$ to be the equivalence class of cycles in $\widehat{BSAA}(\mathcal{H})$ such that

$$[\iota_I \cdot c_{AA}(\xi, \mathcal{H}) \cdot \iota_J] = EH(\xi, C(\mathcal{H})) \in SFH(C(\mathcal{H})).$$

Proof of Theorem 1.1. We show that $c_{AA}(\xi)$ is well-defined and is indeed an invariant of the bordered sutured contact manifold, and then define other flavors. First, recall from Section 2.2 that $EH(\xi)$ is independent of the choice of a Heegaard diagram for $-\mathcal{Y}$ and hence well-defined. Now we show that $c_{AA}(\xi)$ also does not depend on the choice of bordered sutured Heegaard diagram of \mathcal{Y} . Let \mathcal{H} and \mathcal{H}' be two Heegaard diagrams of \mathcal{Y} , and denote $M = \widehat{BSAA}(\mathcal{H})$ and $M' = \widehat{BSAA}(\mathcal{H}')$. Then by [49, Proposition 4.5], there exists a sequence of Heegaard moves sending \mathcal{H} to \mathcal{H}' , supported on the interior of the Heegaard surfaces. These moves induce an \mathcal{A}_∞ homotopy equivalence:

$$f = \bigoplus f_{i,j}: \mathcal{A}(\mathcal{Z})^{\otimes(i-1)} \otimes M \otimes \mathcal{A}(\mathcal{Z})^{\otimes(j-1)} \rightarrow M'.$$

This map respects idempotents, and hence the restriction of $f_{0,0}$ to $\iota_I \cdot M \cdot \iota_J$ is a chain homotopy equivalence. We obtain an induced chain homotopy equivalence by pairing with elementary caps:

$$F = id \boxtimes f \boxtimes id: \iota_I \cdot M \cdot \iota_J \rightarrow \iota_I \cdot M' \cdot \iota_J$$

Since the type- D structures for the elementary caps have a unique generator with eo differential, we must have that:

$$m_I^\vee \boxtimes c_{AA}(\xi, \mathcal{H}) \boxtimes m_J \mapsto m_I^\vee \boxtimes f_{0,0}(c_{AA}(\xi, \mathcal{H})) \boxtimes m_J$$

More explicitly, the above Heegaard moves induce Heegaard moves between the sutured Heegaard diagrams $C(\mathcal{H})$ and $C(\mathcal{H}')$, inducing the (natural) chain homotopy equivalence $F: SFC(C(\mathcal{H})) \rightarrow SFC(C(\mathcal{H}'))$ from [27] (see Section 2.2).

Hence, under the identification $\iota_I \cdot H(\widehat{BSA}(\mathcal{H})) \cdot \iota_J \cong SFH(C(\mathcal{H}))$, the induced chain homotopy equivalence $f_{0,0}$ is the same as F . As before, naturality of SFC implies that $c(\xi, \overline{\mathcal{H}}) \mapsto c(\xi, \overline{\mathcal{H}'})$ under the map F (up to a boundary), and so $f(c_{AA}(\xi, \mathcal{H})) = c_{AA}(\xi, \mathcal{H}')$ again up to a boundary. Hence, the equivalence class of c_{AA} is independent of the choice of a Heegaard diagram.

From $c_{AA}(\xi)$, we can define other flavors as follows:

$$\begin{aligned} c_{DA}(\xi) &:= \iota_I^\vee \boxtimes c_{AA}(\xi) \\ c_{AD}(\xi) &:= c_{AA}(\xi) \boxtimes \iota_J^\vee \\ c_{DD}(\xi) &:= \iota_I^\vee \boxtimes c_{AA}(\xi) \boxtimes \iota_J^\vee \end{aligned}$$

where $\iota_I^\vee \in \widehat{BSDD}(AZ(\mathcal{F}_1))$ and $\iota_J^\vee \in \widehat{BSDD}(AZ(\mathcal{F}_2))$

To finish the proof of Theorem 1.1, we remark that these other flavors defined above are well-defined cycles, since ι_J^\vee is a cycle in $\widehat{BSDD}(AZ)$. \square

Remark 3.2. In the above, the element ι_I^\vee belongs to the *specific* model of $\widehat{BSDD}(TW_+)$ corresponding to the AZ diagram. In principle, the choice of diagram should not make a difference, but to sidestep potential issues of naturality, we define it in this way.

Remark 3.3. Alishahi, Földvári, Hendricks, Licata, Petkova, and Vértesi showed [1, Theorem 3] that their type- A invariant (also denoted c_A) satisfies $c_A(Y, \xi, \mathcal{F}) \cdot \iota_+ = EH(Y, \Gamma(\mathcal{F}), \xi)$, where ι_+ is the idempotent in \mathcal{A} corresponding to the elementary cap. Thus, by definition, their c_A agrees with the c_A we defined above. However, their c_D is defined from the same kind of diagram as c_A , unlike in our case, where we attach the AZ diagram corresponding to a twisting slice. As a result, their invariants are only defined on a more restricted set of bordered sutured manifolds. We suspect that in this restricted context, their c_D is, in fact, equivalent to ours.

3.2. Pairing bordered contact invariants. Our goal now is to prove Theorem 1.2. The Theorem will follow from the following:

Lemma 3.4. *Let $\mathcal{Y}_1 = (Y_1, \Gamma_1, \mathcal{F})$ and $\mathcal{Y}_2 = (Y_2, \Gamma_2, -\mathcal{F})$ be bordered sutured manifolds, and suppose ξ_1 and ξ_2 are contact structures on $C(\mathcal{Y}_1) = (Y_1, \Gamma_1 \cup \Gamma_I)$ and $C(\mathcal{Y}_2) = (Y_2, \bar{\Gamma}_I \cup \Gamma_2)$, respectively, such that Γ_I is an elementary dividing set for $I \subset \{1, \dots, n\}$. Then we have*

$$[c_A(\xi_1) \boxtimes \iota_{I^c}^\vee \boxtimes c_A(\xi_2)] = EH(\xi \cup \xi_2) \in SFH(C(\mathcal{Y}_1) \cup C(\mathcal{Y}_2)),$$

where $\iota_{I^c}^\vee \in \widehat{BSDD}(AZ(\mathcal{F}))$.

Proof. Let us remark first that the homology class of $c_A(\xi_1) \boxtimes \iota_{I^c}^\vee \boxtimes c_A(\xi_2)$ is indeed independent of any diagrammatic choices. As above, this follows from the fact that $\iota_{I^c}^\vee$ is a cycle in $\widehat{BSDD}(AZ(\mathcal{F}))$, so that any type- A isomorphism mapping $c_A(\xi_1)$ to $c'_A(\xi_1)$ will induce an isomorphism mapping $c_A(\xi_1) \boxtimes \iota_{I^c}^\vee \boxtimes c_A(\xi_2)$ to $c'_A(\xi_1) \boxtimes \iota_{I^c}^\vee \boxtimes c_A(\xi_2)$.

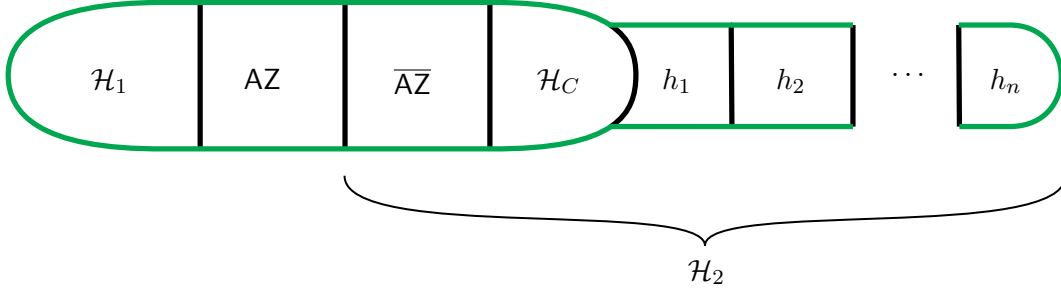
We shall therefore prove the lemma by computing the contact class in $C(\mathcal{Y}_1) \cup C(\mathcal{Y}_2)$ in two ways, both resulting in the same Heegaard diagram.

First, consider a contact handle decomposition of $-C(\mathcal{Y}_2)$ such that contact 1- and 2-handles are attached to an I -invariant contact structure ξ_I on $(F \times [0, 1], \Gamma_{I \rightarrow I}, \xi_I)$. Here $(F \times [0, 1], \Gamma_{I \rightarrow I})$ can be considered as the double $\mathcal{D}(\mathcal{C}_I) = -\mathcal{C}_I \cup \mathcal{F} \times [0, 1] \cup \mathcal{C}_I$. Thus, \mathcal{Y}_2 itself may be expressed as $\mathcal{F} \times [0, 1] \cup \mathcal{C}_I$ with contact handles attached away from the bordered surface \mathcal{F} . We may choose the convenient (bordered sutured) Heegaard diagram for $\mathcal{F} \times [0, 1] \cup \mathcal{C}_I$ obtained as the union of $\overline{AZ}(\mathcal{F})$ with the Heegaard diagram \mathcal{H}_I for the cap \mathcal{C}_I . Thus, starting with the generator representing the contact class $c_A(\xi_I) \in \widehat{BSA}(\mathcal{F} \times [0, 1] \cup \mathcal{C}_I)$, repeatedly applying the diagrammatic handle attachments of Juhász-Zemke [28] (Theorem 2.12), we obtain a Heegaard diagram \mathcal{H}_2 for $-\mathcal{Y}_2$ by applying Heegaard diagrammatic handles h_1, \dots, h_n to \mathcal{H}_C , together with a representative of the contact class $c_A(\xi_2) \in \widehat{BSA}(-\mathcal{Y}_2)$.

Claim 1: The contact class $c(\xi_I) \in SFC(-\mathcal{D}(\mathcal{C}_I))$ is represented by the diagonal class $m_I^{vee} \boxtimes \iota_I \boxtimes m_I$.

proof: By Proposition 2.26, we know that $a \in \mathcal{A}(\mathcal{Z})$ is $c_{AA}(\xi_a)$. An idempotent ι_I represents I -invariant contact structure, so the isomorphism sends $\iota \rightarrow m_I^\vee \boxtimes \iota_I \boxtimes m_I = c(\xi_I)$.

Therefore, taking any Heegaard diagram \mathcal{H}_1 for $-\mathcal{Y}_1$, we may obtain a Heegaard diagram representing $-Y_1 \cup \mathcal{TW}^+ \cup -Y_2$ by the union: $\mathcal{H}_1 \cup AZ \cup \mathcal{H}_2$ and a generator representing $c_A(\xi_1) \boxtimes \iota_{I^c}^\vee \boxtimes c_A(\xi_2)$. See Figure 15.

FIGURE 15. A Heegaard diagram for $-\mathcal{Y}_1 \cup \mathcal{TW}^+ \cup -\mathcal{Y}_2$

We now wish to argue that this generator in this same Heegaard diagram represents the contact class $c(\xi_1 \natural \xi_2)$. First, we notice that $\mathcal{H}_{Y_1} \cup AZ \cup \overline{AZ} \cup \mathcal{H}_C$ is a Heegaard diagram representing $-C(\mathcal{Y}_1)$. This is because $AZ \cup \overline{AZ}$ represents $\mathcal{TW}^+ \cup \mathcal{TW}^-$, which is simply $F \times I$ with vertical dividing curves without twisting.

Claim 2: $c_A(\xi_1) \boxtimes \iota_{I^c}^\vee \boxtimes \iota_I \boxtimes m_I = c_A(\xi_1) \boxtimes m_I$

To see this, we observe that $\mathcal{TW}^+ \cup \mathcal{TW}^- \cup \mathcal{H}_I$ is topologically the same as $-\mathcal{C}_I$, and thus $AZ \cup \overline{AZ} \cup \mathcal{H}_I$ represents the same bordered sutured manifold as \mathcal{H}_I . Thus, there is a sequence of Heegaard moves taking one to the other, which induces a type- D homotopy equivalence $f : \widehat{BSD}(\mathcal{H}_I) \rightarrow \mathcal{A} \otimes \widehat{BSD}(AZ \cup \overline{AZ} \cup \mathcal{H}_I)$. On the other hand, by [50, Lemma 5.6], there is a type- D homotopy equivalence $g : \widehat{BSD}(AZ \cup \overline{AZ} \cup \mathcal{H}_I) \rightarrow \mathcal{A} \otimes \widehat{BSD}(\mathcal{H}_I)$ which maps $\iota_{I^c}^\vee \boxtimes \iota_I \boxtimes m_I$ to $m_I \otimes 1$. The composition of f and g is an automorphism of $\widehat{BSD}(\mathcal{H}_I)$, and this module has a unique generator and no differential, so that there is a unique automorphism sending m_I to $m_I \otimes 1$. (This can be seen purely algebraically: otherwise, one could find type- A modules that would pair in inequivalent ways before versus after any other kind of morphism). It follows that g is homotopy inverse of f and thus is homotopic to the map obtained by performing the Heegaard moves in the reverse order. These Heegaard moves induce the natural map $Id \boxtimes g : \widehat{BSA}(\mathcal{H}_1) \boxtimes \widehat{BSD}(AZ \cup \overline{AZ} \cup \mathcal{H}_I) \rightarrow \widehat{BSA}(\mathcal{H}_1) \boxtimes \widehat{BSD}(\mathcal{H}_I)$ (recalling that both of these may be identified with $SFC(-C(\mathcal{Y}_1))$). Therefore, by definition of c_A , the claim follows.

Now we may finish the proof of the Lemma. Since $c_A(\xi_1) \boxtimes \iota_{I^c}^\vee \boxtimes \iota_I \boxtimes m_I$ represents the contact class, we again appeal to the diagrammatic handle attachments of [28] to see that the resulting generator in $\mathcal{H}_1 \cup AZ \cup \mathcal{H}_2$ represents the contact class $c(Y_1 \natural Y_2)$, but we have seen above that this element is precisely $c_A(\xi_1) \boxtimes \iota_{I^c}^\vee \boxtimes c_A(\xi_2)$, as required. \square

3.3. \mathcal{A}_∞ operations and bypass attachments. Here, we prove

Theorem 1.5. *Let $\mathcal{Y} = (Y, \Gamma, \mathcal{F})$ be a bordered sutured manifold where \mathcal{F} is parametrized by an arc diagram \mathcal{Z} and ξ a contact structure compatible with \mathcal{Y} . Consider a cycle $a = a_i(S, T, \phi) \in \mathcal{A}(\mathcal{Z})$, and the corresponding contact structure ξ_a on $(\Sigma \times [0, 1], \Gamma_{I \rightarrow J})$. Then we have*

$$m_2(c_A(\xi), a) = c_A(\xi \natural \xi_a).$$

A similar statement also holds for $(\widehat{BSAA}, m_{1|1|0}, m_{0|1|1})$, $(\widehat{BSDA}, m_{0|1|1})$ and $(\widehat{BSAD}, m_{1|1|0})$.

Proof. Let $a = a(S, T, \phi)$ be a cycle representing an element in $H_*(\iota_I \cdot \mathcal{A}(\mathcal{Z}) \cdot \iota_J)$ and ξ_a the corresponding contact structure on $(\Sigma \times [0, 1], \Gamma_{I \rightarrow J})$. According to Proposition 2.20, there is a canonical identification of $H_*(\widehat{BSAA}(\overline{AZ}(\mathcal{Z})))$ with $H_*(\mathcal{A}(\mathcal{Z}))$, and hence we may find a corresponding cycle (which we also denote by a) in $\widehat{BSAA}(\overline{AZ}(\mathcal{Z}))$. Indeed, $\overline{AZ}(\mathcal{Z})$ is a Heegaard diagram for \mathcal{TW}_Σ^- and the corresponding sutured contact invariant for ξ_a will be $m_I \boxtimes a \boxtimes m_J \in \widehat{BSD}(\mathcal{H}_I) \boxtimes \widehat{BSAA}(\overline{AZ}(\mathcal{Z})) \boxtimes \widehat{BSD}(\mathcal{H}_J)$ by Proposition 2.26. By the pairing theorem (Theorem 1.2), attaching $(\Sigma \times [0, 1], \xi_a)$ to (\mathcal{Y}, ξ) will result in the contact invariant satisfying:

$$c_A(\xi \uplus \xi_a) \boxtimes m_J = c_A(\mathcal{Y}, \xi) \boxtimes \iota_{Ic}^\vee \boxtimes a \boxtimes m_J.$$

As in the proof of Theorem 1.2, we apply [50, Lemma 5.6], to obtain a type- D homotopy equivalence $g : \widehat{BSD}(\overline{AZ} \cup \overline{AZ} \cup \mathcal{H}_I) \rightarrow \mathcal{A} \otimes \widehat{BSD}(\mathcal{H}_I)$ which maps $\iota_{Ic}^\vee \boxtimes a \boxtimes m_I$ to $a \otimes m_I$. We have seen above that this map is induced by Heegaard moves, and so, pairing with $\widehat{BSA}(\mathcal{Y})$, we obtain the natural map:

$$Id \boxtimes g : \widehat{BSA}(\mathcal{Y}) \boxtimes \widehat{BSD}(\overline{AZ}(\mathcal{Z})) \boxtimes \widehat{BSAA}(\overline{AZ}(\mathcal{Z})) \boxtimes \widehat{BSD}(\mathcal{H}_J) \rightarrow \widehat{BSA}(\mathcal{Y}) \boxtimes \widehat{BSD}(\mathcal{H}_J)$$

which maps $c_A(\mathcal{Y}, \xi) \boxtimes \iota_{Ic}^\vee \boxtimes a \boxtimes m_J \mapsto m_2(c_A(\xi), a) \boxtimes m_J$. Hence, by definition, we must have that $c_A(\xi \uplus \xi_a) = m_2(c_A(\xi), a)$, as desired. \square

Remark 3.5. This theorem allows us to see geometric reattachment in the bordered algebra. More precisely, suppose we have two contact manifolds (\mathcal{Y}_1, ξ_1) and (\mathcal{Y}_2, ξ_2) with the same boundary Σ . Let us call their corresponding type- A contact invariants c_1 and c_2 . Suppose further that $\mathcal{Y}_1 \uplus \Sigma \times' [0, 1] \uplus \mathcal{Y}_2$ is a permissible contact gluing for some contact structure ξ_a on $\Sigma \times [0, 1]$. According to the theorem we may compute the contact invariant of the glued manifold in two different ways, depending on which of \mathcal{Y}_1 and \mathcal{Y}_2 receives the bypass attachment. They are: $c_1 \boxtimes \iota^\vee \boxtimes m_2(c_2, \rho_a)$ and $m_2(c_1, \rho_a) \boxtimes \iota^\vee \boxtimes c_2$. But these two generators are homologous since:

$$\partial(c_1 \boxtimes \rho_a^\vee \boxtimes c_2) = c_1 \boxtimes \iota^\vee \boxtimes m_2(c_2, \rho_a) + m_2(c_1, \rho_a) \boxtimes \iota^\vee \boxtimes c_2$$

4. TORUS BOUNDARY

Let $(Y, \Gamma_D, \mathcal{F})$ be a bordered sutured manifold with torus boundary where $\mathcal{F} = (T_\bullet^2, \Lambda)$ is a punctured torus which is parametrized by \mathcal{Z} shown in Figure 11 and Γ_D is a dividing set consisting a single dividing curve on a disk D . For $I \subset \{0, 1\}$, we take an elementary cap \mathcal{C}_I and obtain a sutured manifold by attaching it to \mathcal{Y} :

$$\mathcal{Y} \cup \mathcal{C}_I = (Y, \Gamma_D \cup \Gamma_I).$$

If $I = \emptyset$ or $\{0, 1\}$, then $\Gamma_D \cup \Gamma_I$ contains a contractible dividing curve, so any contact structure on $Y \cup \mathcal{C}_I$ is overtwisted. If $I = \{0\}$ or $\{1\}$, then Γ consists of two homologically essential closed curves. We will denote

$$\Gamma_0 := \Gamma_D \cup \Gamma_{\{0\}} \quad \Gamma_1 := \Gamma_D \cup \Gamma_{\{1\}}.$$

According to Theorem 2.21, there exist natural homotopy equivalences:

$$\begin{aligned} CFA(-\mathcal{Y}) \cdot \iota_0 &\simeq SFC(-Y, -\Gamma_0), \\ CFA(-\mathcal{Y}) \cdot \iota_1 &\simeq SFC(-Y, -\Gamma_1) \end{aligned}$$

and they map $c_A(\xi)$ to $c(\xi)$, where $c(\xi)$ is a sutured contact class such that $[c(\xi)] = EH(\xi)$. Recall that the torus algebra $\mathcal{A}(\mathcal{Z}, 0)$ is given by

$$\begin{array}{ccc} & \rho_1 & \\ & \curvearrowright & \\ \iota_0 \bullet & \xleftarrow{\rho_2} & \bullet \iota_1 \\ & \curvearrowleft & \\ & \rho_3 & \end{array} / (\rho_2 \rho_1 = \rho_3 \rho_2 = 0)$$

with $\rho_{12} = \rho_1 \rho_2$, $\rho_{23} = \rho_2 \rho_3$ and $\rho_{123} = \rho_1 \rho_2 \rho_3$. Thus $\{\iota_0, \iota_1, \rho_1, \rho_2, \rho_3, \rho_{12}, \rho_{23}, \rho_{123}\}$ is a basis for $\mathcal{A}(\mathcal{Z}, 0)$.

In this section, we compute the modules $\widehat{BSDD}(AZ)$ and for $\mathcal{TW}_{\mathcal{F}}^+$. Then using this, we calculate the bordered contact invariants of tight contact structures on integer framed solid tori. We also explicitly describe the contact structures corresponding to the generators of the torus algebra and prove Theorem 1.7.

4.1. A model for $\widehat{BSDD}(AZ)$ for the torus. Here, we compute $\widehat{BSDD}(\mathcal{TW}_{\mathcal{F}}^+)$ using the Heegaard diagram AZ shown in Figure 16. We shall only be interested in the generators of \widehat{BSDD} which arise as intersection points between exactly one α -arc and one β -arc, which are the generators corresponding to the idempotents ι_0 and ι_1 . Labelling the generators as in the figure, we see that they satisfy:

$$\begin{aligned} \delta^1(\rho_{123}^{\vee}) &= \rho_3 \otimes \rho_{12}^{\vee} + \rho_{23}^{\vee} \otimes \rho_1, & \delta^1(\rho_{23}^{\vee}) &= \rho_3 \otimes \rho_2^{\vee} + \rho_3^{\vee} \otimes \rho_2, \\ \delta^1(\rho_{12}^{\vee}) &= \rho_2 \otimes \rho_1^{\vee} + \rho_2^{\vee} \otimes \rho_1, & \delta^1(\rho_3^{\vee}) &= \rho_3 \otimes \iota_0^{\vee} + \iota_1^{\vee} \otimes \rho_3, \\ \delta^1(\rho_1^{\vee}) &= \rho_1 \otimes \iota_0^{\vee} + \iota_1^{\vee} \otimes \rho_1, & \delta^1(\rho_2^{\vee}) &= \rho_2 \otimes \iota_1^{\vee} + \iota_0^{\vee} \otimes \rho_2. \end{aligned}$$

4.2. Basic slices and \mathcal{A}_{∞} operations. We first prove Theorem 1.7. According to Theorem 1.5, a generator a of $\mathcal{A}(\mathcal{Z})$ corresponds to a contact structure ξ_a on $(\Sigma \times [0, 1], \Gamma_{I \rightarrow J})$. We show that each ξ_a is a (union of) basic slice.

Proof of Theorem 1.7. It is sufficient to show the statement for ρ_1 , ρ_2 and ρ_3 . Since none of $\rho_{ij} = \rho_i \rho_j$ for $i < j \in \{1, 2, 3\}$ is vanishing in the homology, contact structures ξ_{ρ_1} , ξ_{ρ_2} and ξ_{ρ_3} are minimally twisting and hence basic slices. Thus it remains to determine the sign of each basic slice.

To do so, we will make use of the Legendrian right-handed trefoil K with $\text{tb} = 1$ in the standard contact 3-sphere. Let $(Y(K), \xi)$ be the complement of a standard neighborhood of K . Also, let ξ_{\pm} denotes the basic slices $B_{\pm}(\infty, 1)$. According to [46] we know

$$\begin{aligned} \Phi(EH(\xi), EH(\xi_-)) &= \widehat{\mathcal{L}}(K), \\ \Phi(EH(\xi), EH(\xi_+)) &= \widehat{\mathcal{L}}^*(K). \end{aligned}$$

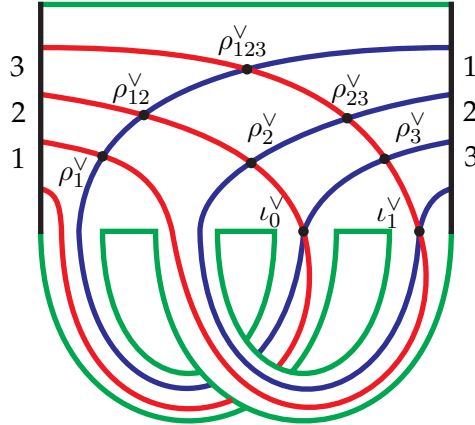


FIGURE 16. The AZ diagram for $\mathcal{TW}_{\mathcal{F}}^+$ in the case of $\mathcal{F} = (T^2, \Lambda)$. The intersections between α - and β -arcs are labelled.

under the identification of $SFH(-Y, -\Gamma_\mu)$ and $\widehat{HF\widehat{K}}(-Y, K)$. Here, $\widehat{\mathfrak{L}}^*(K)$ is the sutured contact invariant of $\xi \cup \xi_+$, which corresponds to the conjugate contact structure of $\xi \cup \xi_-$. According to [35], we know $\widehat{\mathfrak{L}}(K)$ and $\widehat{\mathfrak{L}}^*(K)$ are nonvanishing.

Figure 17a shows the type- A structure for a -1 -framed left-handed trefoil, where the generators in the meridional idempotents are shown as filled circles. By computing the spin^c (or Alexander) gradings, we can locate $\widehat{\mathfrak{L}}(K)$ and $\widehat{\mathfrak{L}}^*(K)$, as shown in the figure. We see that of these two generators, only $\widehat{\mathfrak{L}}$ is of the form $m_2(x, \rho_2)$ for some $x \in \widehat{BSA}(-Y(K))$. Hence, ρ_2 must correspond to a negative basic slice.

The argument for ρ_1 and ρ_3 is similar. Figure 17b shows the type- A module for the “rotated” parametrization of $-Y(K)$ (interchanging the roles of meridian and longitude). In this case, we see that $\widehat{\mathfrak{L}}$ can be expressed as $m_2(x, \rho_3)$ but not as $m_2(x, \rho_1)$. The exact opposite is true for $\widehat{\mathfrak{L}}^*$, and so we conclude that ρ_3 is a negative basic slice, whereas ρ_1 is a positive basic slice. \square

4.3. Solid tori. Here, we compute the type- A and type- D contact invariants of some solid tori parametrized by β -type diagrams, which will be used for integer-framed surgery calculations in Section 5. Let $S = S^1 \times D^2$ a solid torus, μ a meridian of S and λ a preferred longitude of S . Now we consider a bordered manifold $\mathcal{S} = (S, \mathcal{F})$ where $\mathcal{F} = (\partial S, \Lambda)$ is parametrized by the arc diagram \mathcal{Z} in Figure 11.(b) such that $(\beta_0 = \lambda, \beta_1 = n\lambda + \mu)$ or $(\beta_0 = n\lambda + \mu, \beta_1 = \lambda)$ for some $n \in \mathbb{Z} \setminus \{0\}$. The type- A module for \mathcal{S} is generally well-known, but since we are interested in invariants coming from β -type diagrams, we compute them from Heegaard diagrams in Figure 18. There are four cases, depending on orientation and choice of parametrization.

From these Heegaard diagrams, we compute the type- A modules as shown in Figure 19. We see that the modules have $n + 1$ generators: in one of the idempotents, there is a single generator, which we call y , whereas the other idempotent has the remaining

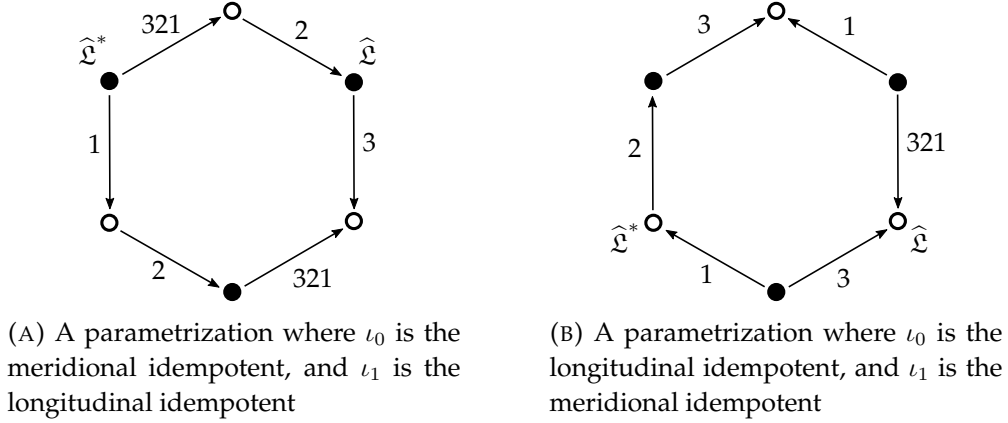


FIGURE 17. Type- A modules for the -1 -framed left-handed trefoil complement

generators, which we label x_1, \dots, x_n . Notice also that all generators are in distinct spin^c -structures.

As discussed at the beginning of the section, we have

$$\begin{aligned} \widehat{BSA}(-S) \cdot \iota_0 &\simeq SFC(-S, -\Gamma_0), \\ \widehat{BSA}(-S) \cdot \iota_1 &\simeq SFC(-S, -\Gamma_1). \end{aligned}$$

where Γ_0 consists of two dividing curves parallel to β_0 and Γ_1 consists of two dividing curves parallel to β_1 .

We fix the parametrization by assuming that $\beta_0 = \lambda$ and $\beta_1 = n\lambda + \mu$. This corresponds to Figure 18a, 18b and Figure 19a, 19b. Then there exists a unique tight contact structure on (S, Γ_0) by Theorem 2.22. We denote this contact structure by ξ_0 . Also, according to Proposition 2.23, there exist two tight contact structures on (S, Γ_1) if $n > 1$, obtained by attaching a basic slice to (S, Γ_0) . We denote these contact structures ξ_+ and ξ_- depending on the sign of the basic slice. There exists a unique tight contact structure if $n = 1$. There are $|n|$ tight contact structures if $n < 0$ as it contains a continued fraction block with length $n - 1$. We denote these contact structures by ξ_1, \dots, ξ_n . Also suppose that the sign of basic slices in the continued fraction block is all negative for ξ_1 and all positive for ξ_n .

Since $\widehat{CFA}(-S) \cdot \iota_0$ contains the unique generator y , it is the contact invariant $c_A(\xi_0)$. $\widehat{CFA}(-S) \cdot \iota_1$ contains $|n|$ distinct elements. When $n < 0$, $c_A(\xi_i)$ corresponds to x_i . When $n > 0$, we know $c_A(\xi_-) = x_1$ and $c_A(\xi_+) = x_n$. See Figure 19a and 19b. The same analysis works for the other parametrization $\beta_0 = n\lambda + \mu$ and $\beta_1 = \mu$. This corresponds to Figure 19c and 19d.

Now we can compute type- D invariants by pairing the type- A invariants with the DD -bimodule $\widehat{BSDD}(AZ)$ for twisting slice \mathcal{TW}^+ from Section 4.1

Suppose we are interested in the contact invariant corresponding to x_j on the type- A side. Then the corresponding type- D contact invariant is either $\iota_0^\vee \boxtimes x_j$ or $\iota_1^\vee \boxtimes x_j$

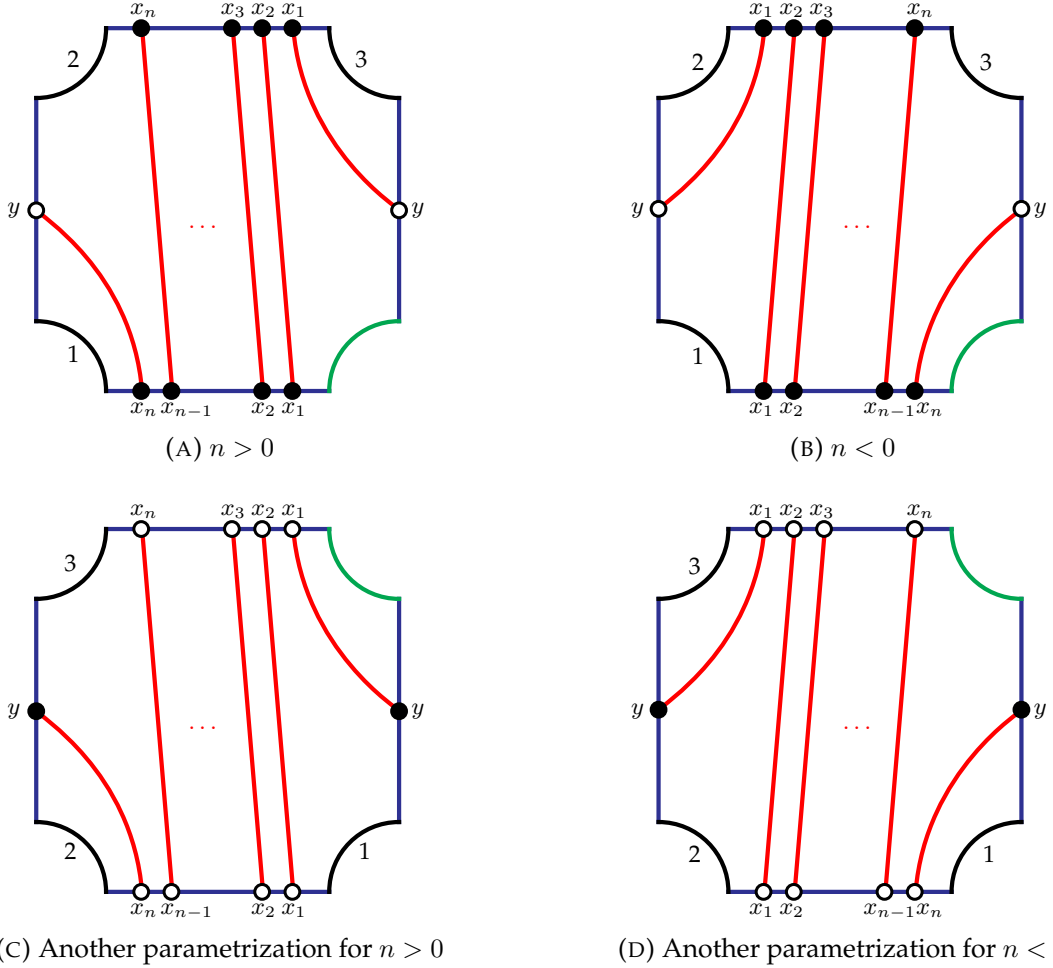


FIGURE 18. Heegaard diagrams for various n -framed solid tori

depending on the parametrization. Figure 20 shows the type- D structures which arise from pairing with the twisting slice bimodule from Section 4.1. We omit the box tensor from the notation of the generators to save space. Contracting the indicated arrows, we simplify the diagram so that it is nearly as reduced as possible, while still preserving our preferred generator. We also keep $\iota_1^\vee \boxtimes y$ (or $\iota_0^\vee \boxtimes y$, respectively) in case that generator is of interest to us (that generator is the invariant of the unique tight contact structure with longitudinal suture). Figure 21 shows the resulting simplified type- D structures.

We can also see these contact invariants in the immersed curve representation of these type- D structures; see Figure 22.

The general pattern may be summarized as follows: starting with the (appropriately parametrized) usual immersed curve diagram for an n -framed solid torus, which is a single closed curve on T_\bullet^2 of slope n , (or $-\frac{1}{n}$ depending on parametrization), in order to see the generator corresponding to x_j , one simply performs a “finger move” homotopy

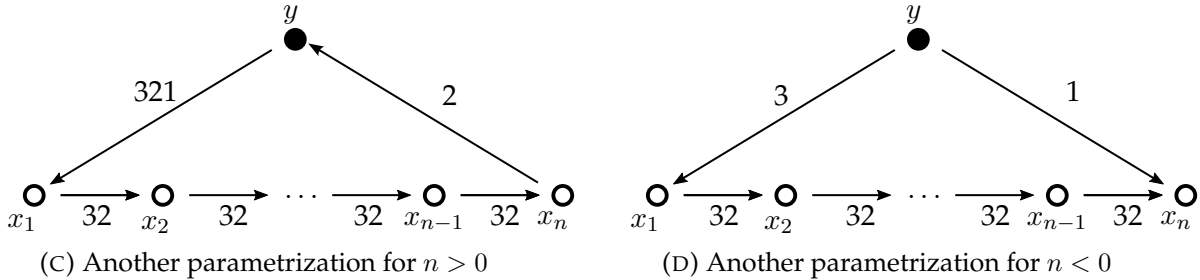
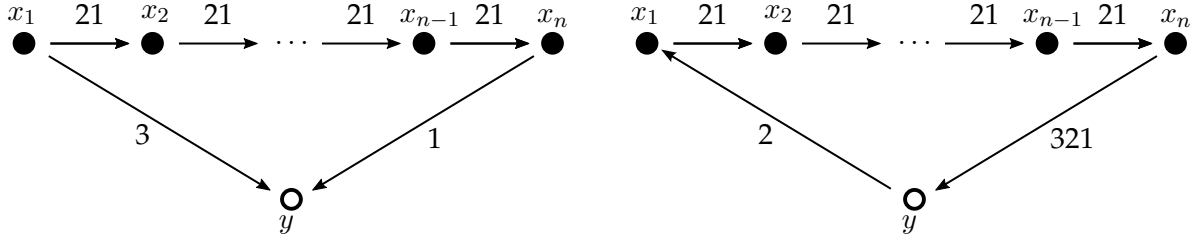


FIGURE 19. Directed graphs representing the type- A modules for the solid tori in Figure 18

of the j th strand, as indicated in Figure 22. Similarly for the generator corresponding to y (in some cases, such a finger move is not always necessary).

5. APPLICATIONS ON CONTACT SURGERY

In this section, we provide some examples and applications using the type- D computations from Section 4 and the immersed curve technique.

5.1. Surgery formula for L-spaces. Here we generalize the result of Mark–Tosun [37] and Golla [16] and prove Theorem 1.10.

To do so, we first pin down the behavior of the LOSS invariant for knots in L-spaces (cf. Theorem 1.2 of [35]). Let (Y, ξ) be a contact L-space with $\widehat{c}(\xi) = [c(\xi)] \neq 0$, and $K \subset Y$ be a null-homologous Legendrian knot. By construction, if we choose a representative for $\mathfrak{L}(K)$, which we denote $c^- \in CFK^-(-Y, K, \mathfrak{s})$, setting $U = 1$ will give a chain complex $\widehat{CF}(-Y)$, and $c^- \mapsto c(\xi)$ which we have assumed to be non-null-homologous. For convenience, let us choose a suitable basis x, x_1, \dots, x_N for $CFK^-(-Y, K, \mathfrak{s})$ wherein x represents a generator of the $U = 1$ quotient complex. Thus we must have that $c^- = U^{n_0}x + U^{n_1}x_{i_1} + \dots + U^{n_k}x_{i_k}$.

Now, we shall see how to translate this information to the bordered contact invariant. Let us consider $Y(K) = Y \setminus \nu(K)$, the exterior of the knot K . The natural contact structure ξ_ℓ induces the tb-framed dividing set on the boundary, and one can attach a basic slice

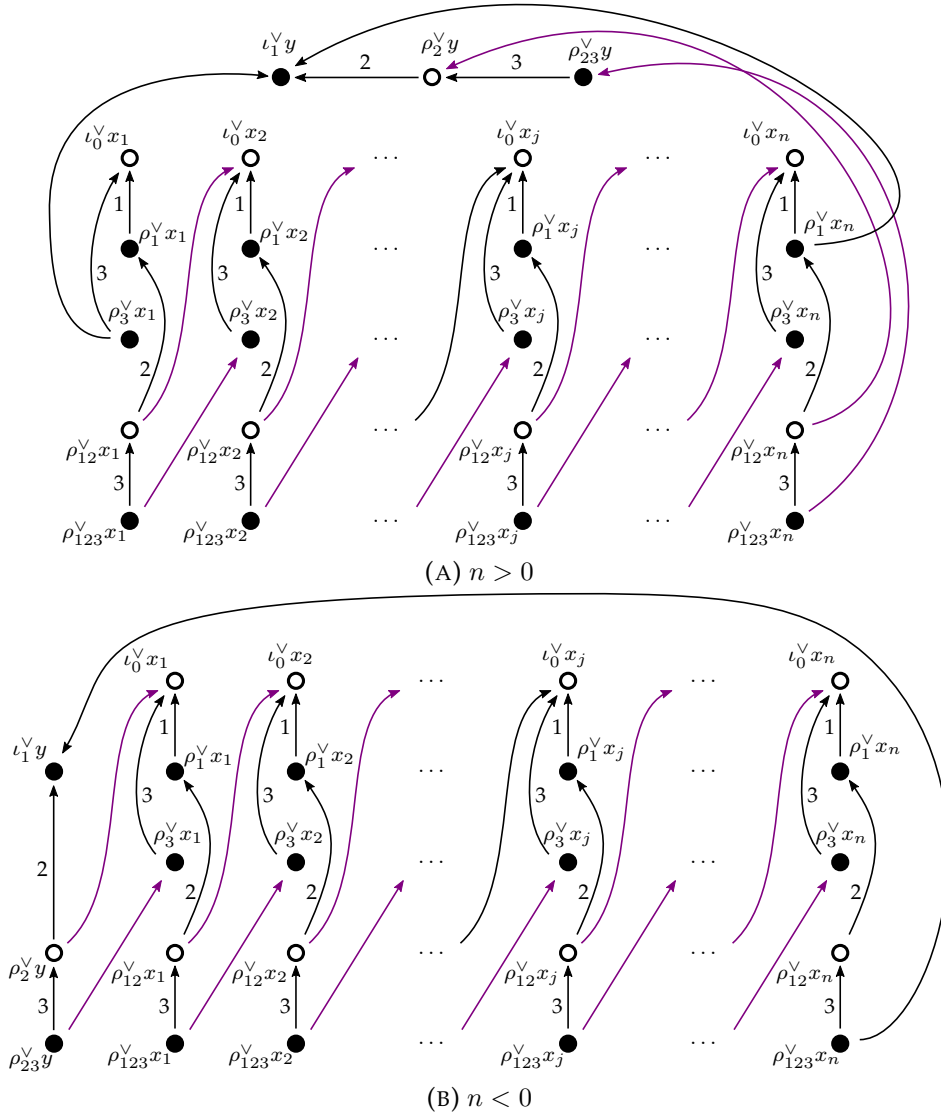


FIGURE 20. Directed graphs representing the type- D structures for solid tori obtained by pairing with the twisting slice

yielding the contact structure ξ_μ that induces the meridional dividing set. Let us parametrize the torus boundary with the meridian and tb -framed longitude. Stipsicz–Vértési [46] showed that $EH(\xi_\mu)$ may be identified with $\widehat{\mathfrak{L}}(K)$ under the natural identification $SFH(-Y(K), \Gamma_\mu) = \widehat{HF}K(-Y, K)$. Lipshitz, Ozsváth, and Thurston [34] showed that there is a natural correspondence between the bordered invariants of a knot complement and the knot Floer invariants. In our case, by [34, Theorem 11.9], we can recover the complex $CFK^-(Y, K)$ by pairing $\widehat{CFA}(-Y(K))$ with a “minus” version of $\widehat{BSD}(\mathcal{H}_I)$, where \mathcal{H}_I is the cap diagram in Figure 7d. This means that the interior suture is treated

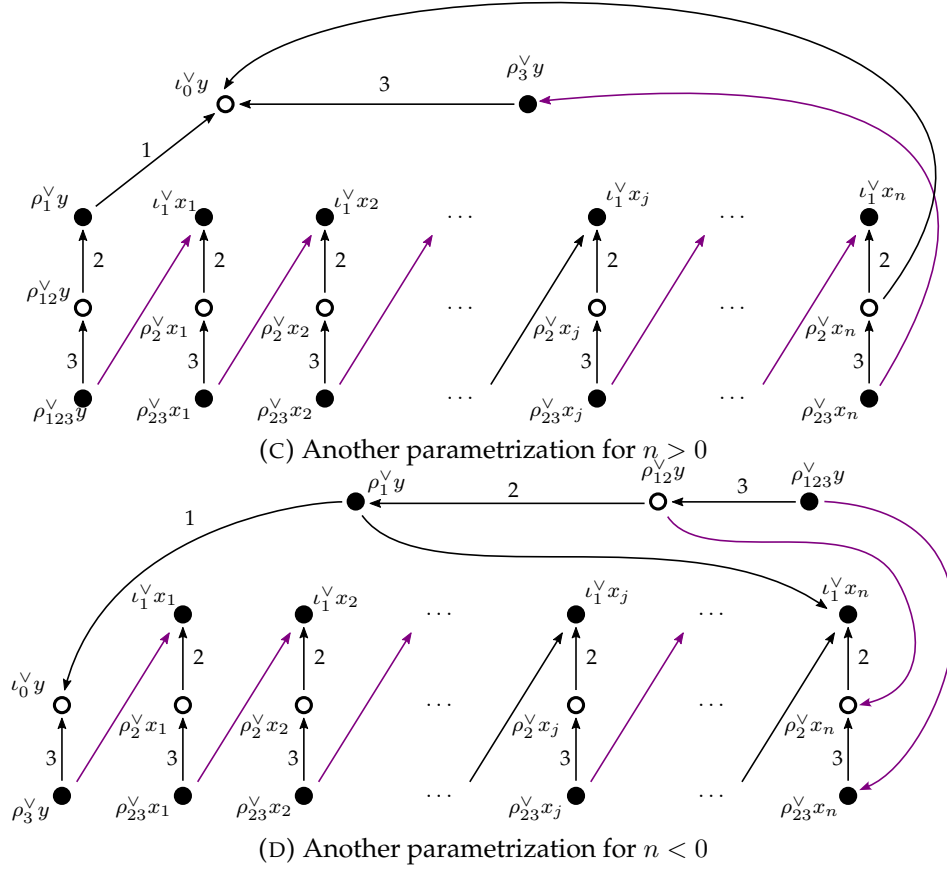


FIGURE 20. (continued)

as an extra basepoint, in the usual minus manner. We may perform Heegaard moves to obtain a doubly-pointed Heegaard diagram where we can see $\mathcal{L}(K)$, and $\widehat{\mathcal{L}}(K)$ is obtained from the same diagram by treating the extra basepoint as suture (algebraically, this corresponds to setting $U = 0$). By naturality, this is the equivalent to attaching an ordinary cap, and performing the same Heegaard moves, which by definition maps $c_A(\xi_\mu)$ to $\widehat{\mathcal{L}}(K)$. Observe that x, x_1, \dots, x_N is also a basis for $\widehat{CFK}(-Y, K)$, which we may identify with $\widehat{CFA}(-Y(K)) \cdot \iota_0$ as usual, and as we have seen above, this identification naturally “factors through” $CFK^-(Y, K)$, so that $c_A(\xi_\mu = (U^{n_0}x + U^{n_1}x_{i_1} + \dots U^{n_k}x_{i_k}) / (U = 0)$.

Lemma 5.1. *With notation as above, $n_0 = 0$ if and only if $\text{tb}(K) - \text{rot}(K) = 2\tau_\xi(K) - 1$.*

Proof. By Theorem 1.6 of [42], $2A(\mathcal{L}(K)) = \text{tb}(K) - \text{rot}(K) + 1$, so that $\text{tb}(K) - \text{rot}(K) = 2\tau_\xi(K) - 1$ if and only if $A(\mathcal{L}(K)) = \tau_\xi(K)$. Since $A(x) = \tau_\xi(K)$, this is equivalent to $n_0 = 0$. \square

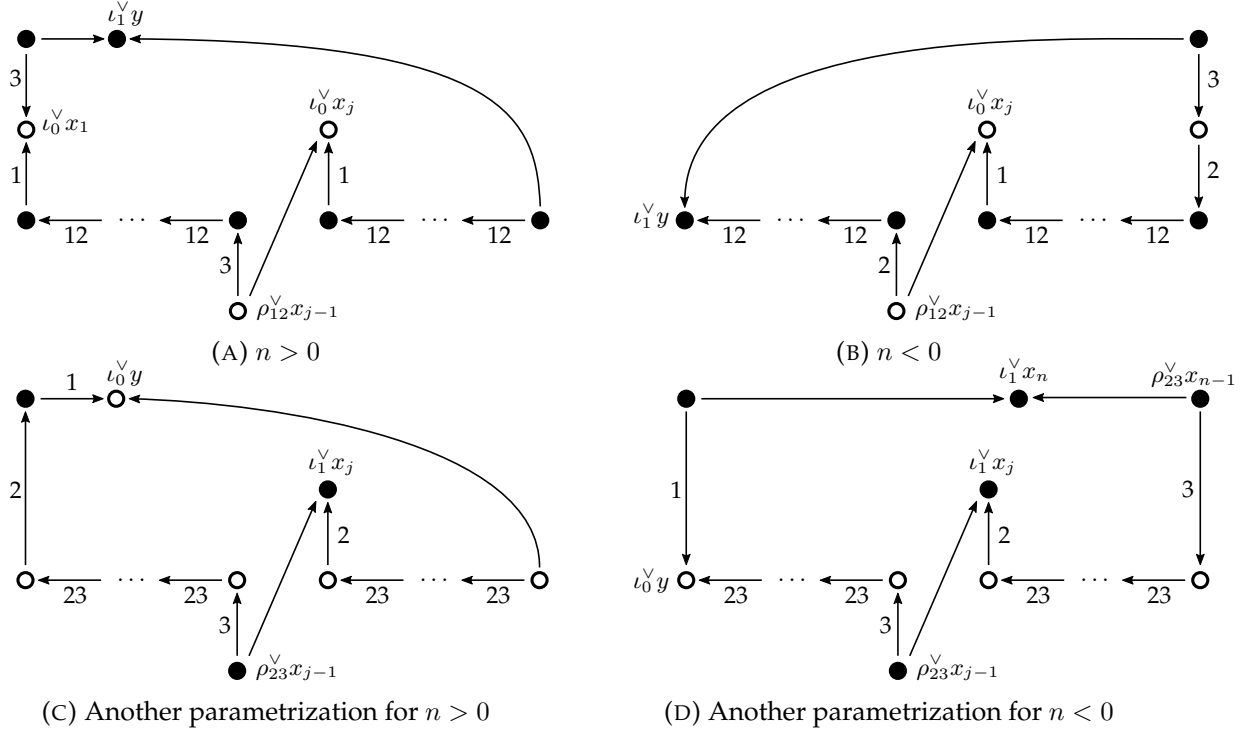


FIGURE 21. Simplified type- D structures for the various parametrizations of the $\pm n$ -framed solid torus

Let (\mathcal{Y}, ξ) be a bordered contact 3-manifold with torus boundary, and suppose c is a generator in a reduced basis for $\widehat{BSA}(\mathcal{Y})$; that is, there is a (simplified) immersed multicurve $\vec{\Gamma} \subset T^2_\bullet$ representing $\widehat{BSA}(\mathcal{Y})$, and a is a single intersection point between one “edge” of T^2_\bullet and one of the immersed curves $\gamma \in \vec{\Gamma}$. Suppose we have also parametrized the torus so that the idempotent of a corresponds to the horizontal edge of the torus. We fill with an n -framed solid torus. Recall from Section 4.3, that there exist two tight contact structures ξ_+ and ξ_- . Since we choose only negative stabilization for contact surgery, we pick the contact structure ξ_- that corresponds to x_1 ; that is, $\iota_0^\vee x_1$ in $\widehat{BSD}(S^1 \times D^2)$. The relevant immersed curve is shown in Figure 22b. In what follows, we denote the resulting element $a \boxtimes \iota_1^\vee x_1$ in \widehat{CF} by c as a shorthand.

We show several conditions under which positive contact filling results in a null-homologous contact class. Let us first examine the cases arising from some kinds of ways γ behaves when we follow it *upwards* from a .

Lemma 5.2. *If the curve γ immediately above a curves:*

- (1) *rightward or continues upward, OR*
- (2) *leftward followed by a turn upward, and then (after possibly some vertical passes) turns rightward*

then c is null-homologous.

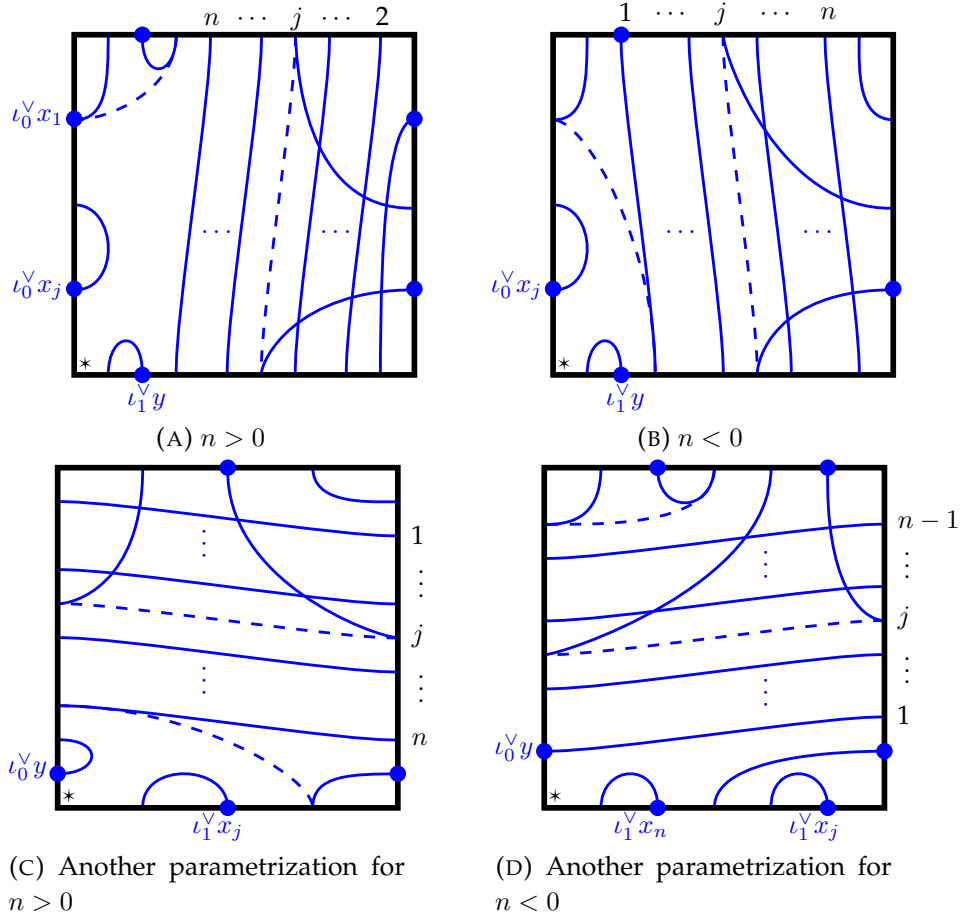
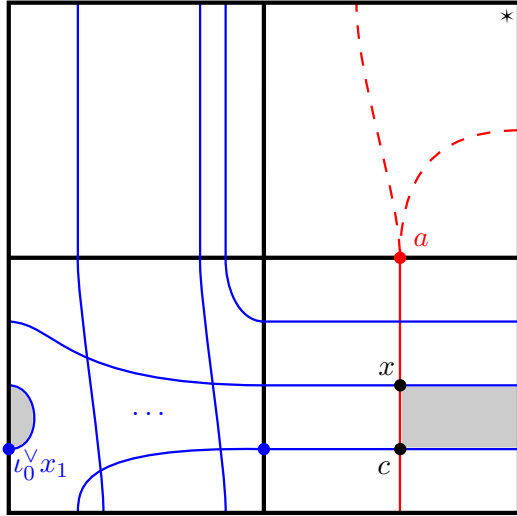


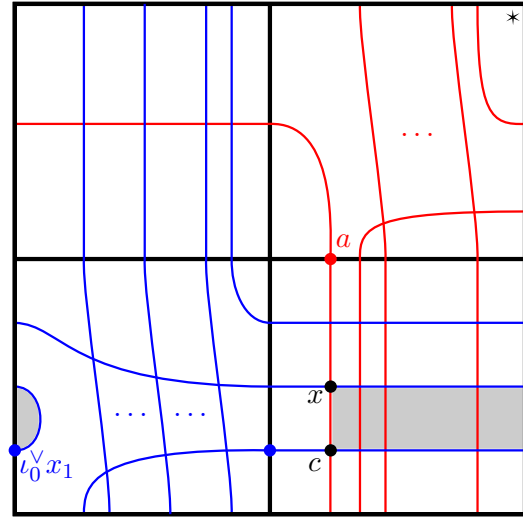
FIGURE 22. type- D immersed curves for the various parametrizations of the n -framed solid torus

Proof. The situation in the first case is illustrated in Figure 23a. We see that there is a generator x and a bigon between x and c . Furthermore, there are no other bigons with x as a starting point due to the assumption on γ . Hence, we have that $\partial x = c$ in \widehat{CF} , so that c is null-homologous.

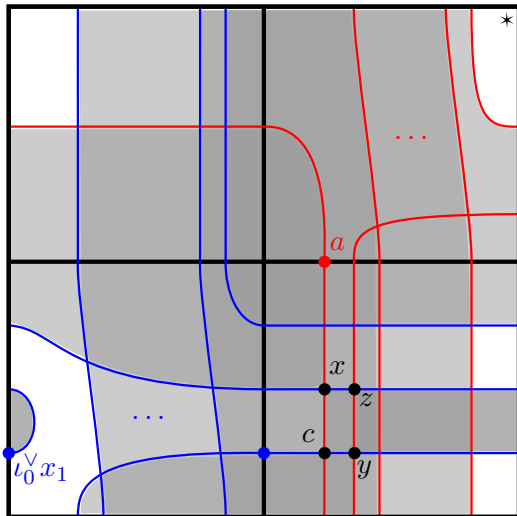
For the second case, there are several subcases. Let $m \geq 0$ be the number of vertical passes before the rightward turn. If $m < n$ then the situation is shown in Figure 23b. As before, there is a generator x and a bigon from x to c . No other bigons emanate from x , and so we have that $\partial x = c$, once again implying that c is null-homologous. Figure 23c depicts the case where $m = n$. Here we see that there are generators x, y, z and bigons from x to c , from x to y , and from z to y . No other bigons emanate from z (or x) so that we have $\partial x = c + y$ and $\partial z = y$. Thus $\partial(x + z) = c$, so that c is null-homologous. The case of $m > n$ is illustrated in Figure 23d and is analogous to the $m = n$ case: we once again have that $\partial(x + z) = c$. \square



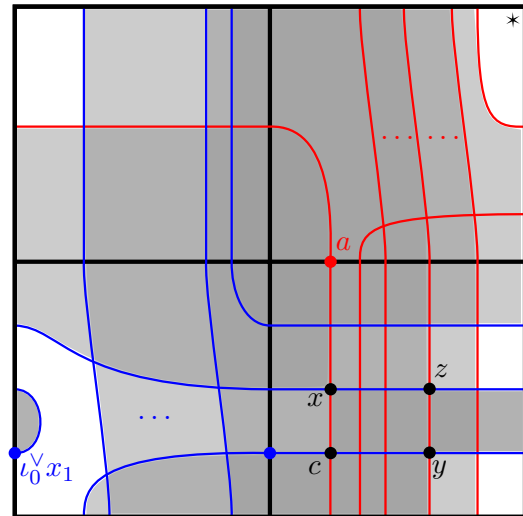
(A) The case when γ does not turn left



(B) One case when γ turns left then up then (eventually) right: $n > m$



(C) One case when γ turns left then up then (eventually) right: $n = m$



(D) One case when γ turns left then up then (eventually) right: $n < m$

FIGURE 23. Various behaviors of γ directly above a for which pairing with $l_0^V x_1$ results in a null-homologous class

Remark 5.3. Note that the above Lemma (as well as the following two Lemmas) can be expressed in purely algebraic terms instead of immersed curves. For instance, a “rightward or upward” turn above a corresponds to requiring that $m_i(a, \rho_2, \dots) = 0$ for all $i \geq 2$.

Now let us turn to the behavior of γ immediately below a .

Lemma 5.4. *If the curve γ immediately below a after potentially some number $m \geq 0$ of vertical passes turns:*

- (1) *to the left, OR*
- (2) *to the right AND $m \geq n$,*

then c is null-homologous.

Proof. Let us consider the left-turning cases first. The case where $m < n - 1$ is depicted in Figure 24a. Figure 24b shows the case where $m = n - 1$, and Figure 24c illustrates the case where $m \geq n$. In any case, we find a generator x and a bigon from x to c . Moreover, there cannot be any other bigon emanating from x , and so we conclude that $\partial x = c$ in \widehat{CF} so that c is null-homologous.

Now we assume γ turns to the right and $m \geq n$. Figure 24d shows that there is once again some generator x and a bigon from x to c . As before, this is also the only bigon emanating from x , and so $\partial x = c$ as in the previous cases. \square

Remark 5.5. In the above calculations, we have been assuming that the curve γ has a trivial local system. However, the result is the same even for nontrivial local systems. This is because, in that case, γ can be thought of as N parallel copies of itself, and so each intersection point in the above argument corresponds to N points. The local system alters the differential by a vector space automorphism on \mathbb{F}^N . The above lemmas show that a certain element is in the image of the differential; in the case of nontrivial local system, each of the N corresponding elements must still be in the image, as it only differs by an isomorphism.

Now we record some nonvanishing conditions:

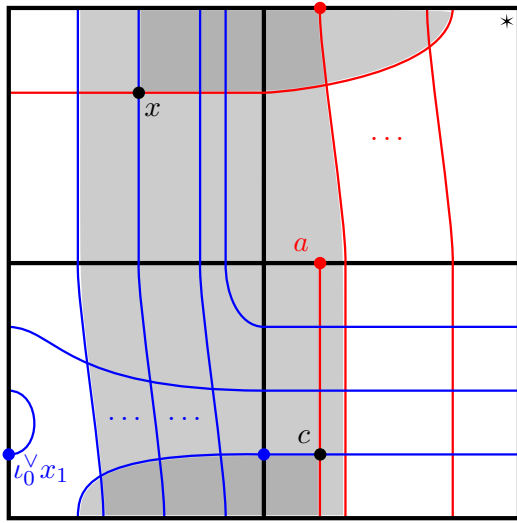
Lemma 5.6. *Let a and c as above. Suppose γ*

- (1) *immediately above a curves to the left, followed by either a downward turn OR a continuation to the left, AND*
- (2) *immediately below a curves to the right after m vertical passes, and furthermore if*
 - (a) *$m < n - 1$, OR*
 - (b) *$m = n - 1$ AND γ proceeds to the right OR curves up.*

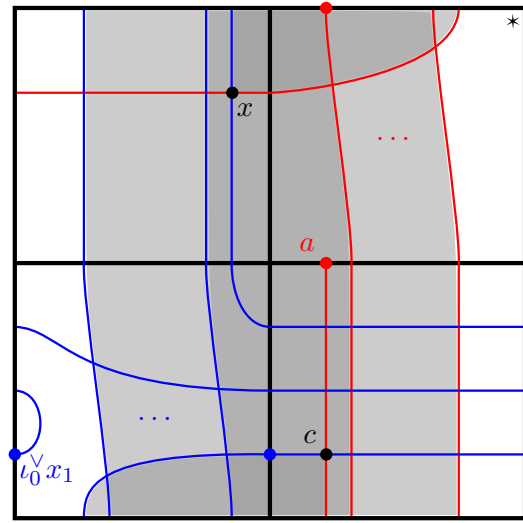
Then c is not null-homologous.

Proof. We must rule out the possibility of c being in the image of the differential. Hence, we must analyze potential bigons terminating at c both from above and below. Figure 25a shows that the first condition implies the existence of a generator x as well as a generator y or y' , depending on whether we have a downward turn or horizontal continuation, respectively, such that $\partial x = c + y$ or $\partial x = c + y'$, respectively. We also see that neither y nor y' is involved in any further bigons.

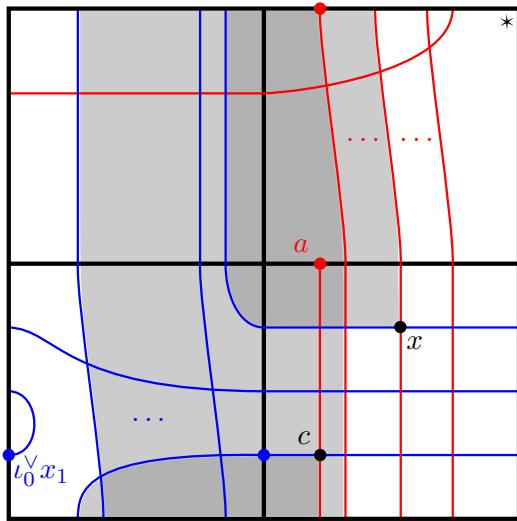
Now we turn to the second condition, which has two possibilities, illustrated in Figures 25b and 25c. When either of these holds, we see that there are no bigons terminating at c from below. Therefore, we conclude that $\partial x = c + y$ or $\partial x = c + y'$ is the only appearance



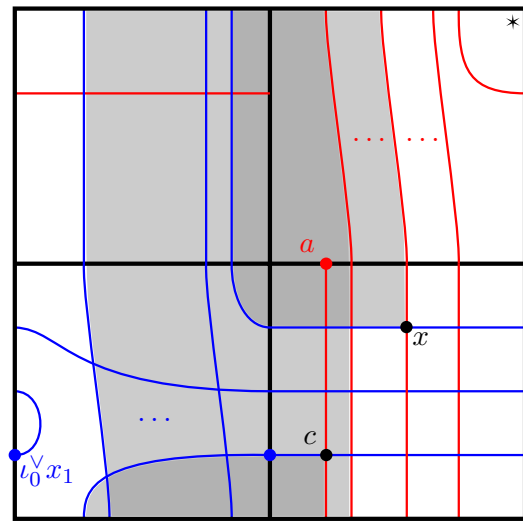
(A) One case when γ turns (eventually) left:
 $n > m$



(B) One case when γ turns (eventually) left:
 $n = m$



(C) One case when γ turns (eventually) left:
 $n < m$



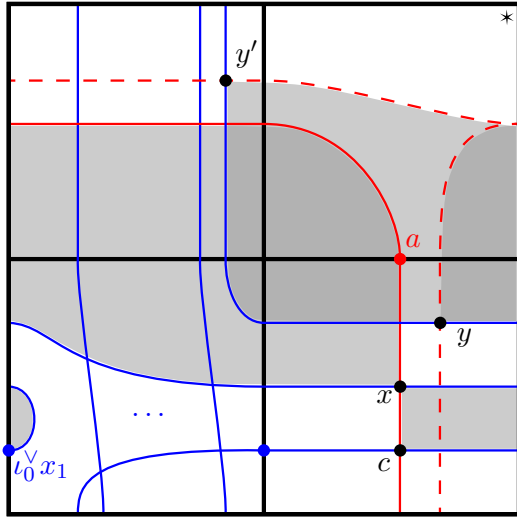
(D) One case when γ turns (eventually) right and $n \leq m$

FIGURE 24. Various behaviors of γ directly below a for which pairing with $l_0^{\vee}x_1$ results in a null-homologous class

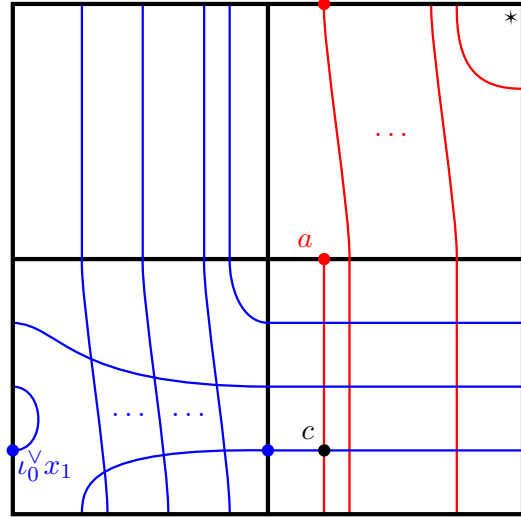
c has in any differential of a generator (and the same is true for y or y'), so that c is indeed not null-homologous. \square

We also record another important special nonvanishing case:

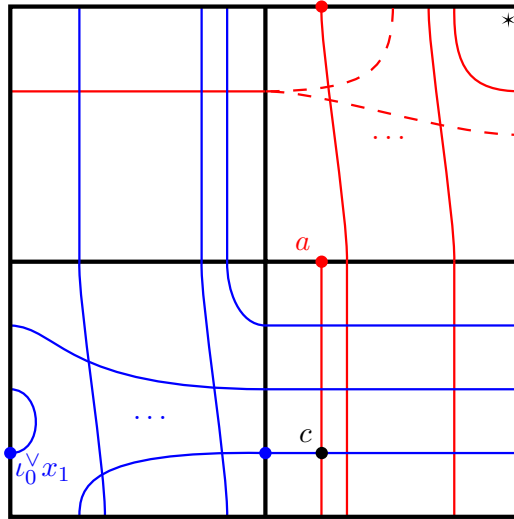
Lemma 5.7. *Let a and c as above. Suppose γ is a simple closed curve of slope $-n$. Then c is not null-homologous.*



(A) The case where above a , γ turns left and then down or continues left



(B) One case where below a , γ turns (eventually) right: $n > m$



(C) One case where below a , γ turns (eventually) right: $n = m$ and then no immediate downward turn

FIGURE 25. Behaviors of γ such that if (a) and one of (b) or (c) is satisfied, result in a nonvanishing generator

Proof. According to Figure 26, there is a generator x , and two bigons from x to c . There are no other bigons involving x or c , and so we see that c is not null-homologous. \square

Remark 5.8. It is possible to prove analogous results for positive surgery using the alternative parametrization and the immersed curve in Figure 22d.

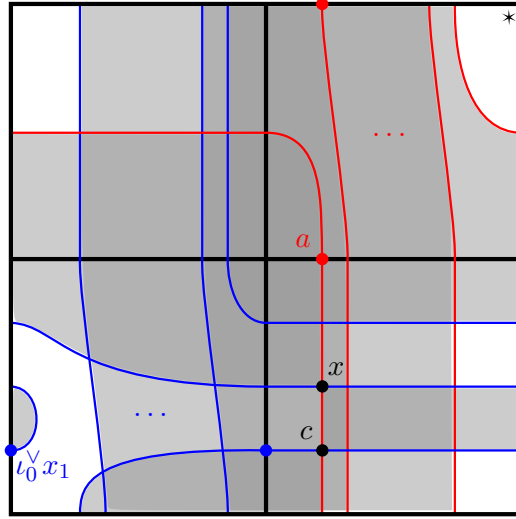


FIGURE 26. The case where γ is a simple closed curve of slope $-n$: the resulting generator is not null-homologous

Now we are ready to prove Theorem 1.10. We prove an equivalent statement.

Theorem 5.9. *Let (Y, ξ) be a contact L -space with $\widehat{c}(\xi) \neq 0$ and K a null-homologous Legendrian knot in Y . Denote by $\xi_{(n)}$ the contact structure obtained by a positive contact (n) -surgery on K for $n \in \mathbb{N}$, in which all stabilizations are chosen to be negative. Let $s = n + \text{tb}(K)$ be the corresponding smooth surgery coefficient.*

- If $\text{tb}(K) - \text{rot}(K) < 2\tau_\xi(K) - 1$, then $\widehat{c}(\xi_{(n)}) = 0$,
- if $\text{tb}(K) - \text{rot}(K) = 2\tau_\xi(K) - 1$ and
 - if $\epsilon_\xi(K) = 0, 1$, then $\widehat{c}(\xi_{(n)}) \neq 0$ if and only if $s \geq 2\tau_\xi(K)$,
 - If $\epsilon_\xi(K) = -1$, then $\widehat{c}(\xi_{(n)}) = 0$.

Proof. We choose a reduced basis corresponding to some “pulled tight” immersed curve. In this basis, we have $c_A = a_1 + \cdots + a_N$. We first observe that the result of pairing with a positive framed unknot $a_j \boxtimes \iota_0^\vee \boxtimes x_1$ will be null-homologous for all but at most one generator a_j . In particular, by Lemma 5.2, this will be the case unless the curve immediately above a_j turns leftward. Thus, we may as well assume a_j is one such generator. We claim that a_j must belong to the distinguished component γ_ξ , as otherwise, following Γ downward from a_j will result in a turn to the left, as all non-distinguished components in this Spin^c -grading are constrained to the midline. Hence, by Lemma 5.4 if a_j were on one of those non-distinguished components, it would again result in a null-homologous contribution. Moreover, by Lemma 5.4 again, we see that not only must a_j belong to γ_ξ , it must belong to the “non-vertical” part.

Therefore, we now turn to the cases where a_j belongs to the “non-vertical” segment of the immersed curve. Recall from Section 2.10 that with the standard meridian and Seifert

longitude parametrization, the “non-vertical” segment has slope $\epsilon_\xi - 2\tau_\xi$ (recall our invariant lives in the homology of the mirror knot). Since we are using a parametrization with the tb framing instead, this results in the segment having slope $\text{tb} - 2\tau_\xi + \epsilon_\xi$. Notice that $\text{tb} - 2\tau_\xi + \epsilon_\xi \leq \text{tb} - 2\tau_\xi - 1 \leq 0$, with equality only possible when $\epsilon_\xi = 1$. Figure 27 illustrates the two kinds of behaviors of the non-vertical segment when $\epsilon_\xi = 1$ or -1 . Let us put $m = \text{tb} - 2\tau_\xi + \epsilon_\xi$. We consider the various cases:

Case I: $\epsilon_\xi = -1$

The first part of Lemma 5.2 implies that only two generators might have a nonvanishing contribution to $c_A \boxtimes \iota_0^\vee \boxtimes x_1$; namely the two points labelled a and a' in Figure 27b. From the Figure, we also see that the curve above a' , after turning left proceeds to turn upwards. Since it is at the “leftmost” end of the nonvertical segment, the curve must immediately enter the part that is constrained to the vertical parametrizing segment, and so must eventually (after some vertical passes) turn right again. Thus, Lemma 5.2 implies that this generator would result in a null-homologous contribution. The other generator a is on the “rightmost” of the nonvertical segment, and so following the curve downwards, it must become vertical and turn towards the left. Hence by Lemma 5.4, it must give a null-homologous contribution. Thus, we see that when $\epsilon_\xi = -1$, all possible contributions vanish in homology, so that $c(\xi)$ itself is null-homologous.

Case II: $\epsilon_\xi = 1$

By Lemma 5.2 and Figure 27a, we see that there is only one potential generator on the non-vertical segment which may contribute; namely the one labelled as a . So the vanishing of $c_A \boxtimes \iota_0^\vee \boxtimes x_1$ is equivalent to the vanishing of $a \boxtimes \iota_0^\vee \boxtimes x_1$. From the figure, we see that there is a generator $L = m_2(a, \rho_2)$ in the idempotent corresponding to the meridian. This generator is at the “top” of the non-vertical segment and represents the generator of $\widehat{HF}(Y, \mathfrak{s}) \cong HFK^(-Y, K)/U = 1$. If a is one of the a_j generators included in c_A , then L is included in $m_2(c_A) = \widehat{\mathcal{L}}$. By Lemma 5.1, this occurs if and only if $\text{tb} - \text{rot} = 2\tau_\xi - 1$. Thus, if $\text{tb} - \text{rot} < 2\tau_\xi - 1$, $c(\xi)$ is null-homologous. On the other hand, if equality is satisfied, we have from Lemma 5.4 that if $-m \geq n$, then $c(\xi)$ must be null-homologous. Note that $m = \text{tb} - 2\tau_\xi + 1$ in this case, so that $c(\xi)$ vanishes when $\text{tb} + n \leq 2\tau_\xi - 1$. If, however, $-m < n$, then we see that Lemma 5.6 implies that $c(\xi)$ is not null-homologous.

Case III: $\epsilon_\xi = 0$

In this case, the non-vertical segment is a simple closed curve, which, in the Seifert framing is horizontal. Thus in our framing, it is an embedded curve of slope tb . The situation is similar to the $\epsilon = 1$ case: there is once again a single generator a which can contribute, and once again, $m_2(a, \rho_2)$ corresponds to the generator of $\widehat{HF}(Y, \mathfrak{s}) \cong HFK^(-Y, K)/U = 1$ so that a is included in c_A exactly when $\text{tb} - \text{rot} = 2\tau_\xi - 1 = -1$ ($\epsilon_\xi = 0$ forces τ_ξ to be zero as well). So once again, $c(\xi)$ will be null-homologous unless that equality is satisfied. In that case, notice that the line of slope tb has $-\text{tb} - 1$ vertical passes. Therefore, by Lemma 5.4, if $-\text{tb} - 1 \geq n$ (equivalently, $\text{tb} + n \leq -1$), then $c(\xi)$

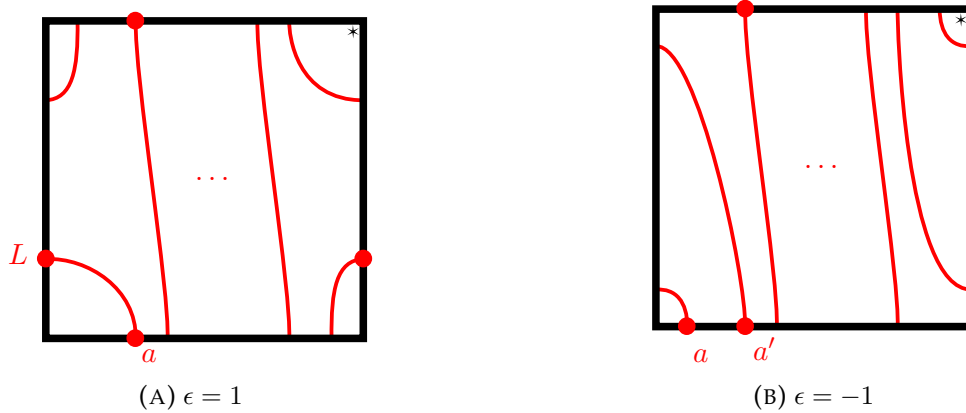


FIGURE 27. The general behavior of the distinguished curve γ_s in the meridian-tb-framed longitude parametrization ($\epsilon \neq 0$)

will again be null-homologous. If $-tb - 1 < n - 1$, then Lemma 5.6 implies that $c(\xi)$ is nonvanishing, whereas if $-tb = n$, then Lemma 5.7 also guarantees that $c(\xi)$ is nonvanishing. In summary, when $\epsilon = 0$, we have that $c(\xi)$ is null-homologous if and only if $tb + n < 0$. \square

5.2. Legendrian surgery on non-loose torus knots. Here, we prove Theorem 1.12 and 1.13. Since the classification of strongly non-loose Legendrian representative of the left-handed trefoil is already known, we first consider Theorem 1.13.

According to [9, Theorem 1.12], there are strongly non-loose Legendrian representatives L_{\pm}^n with $tb = n \in \mathbb{Z}$ in an overtwisted S^3 . Let $K = L_-^n$ and consider the complement $(Y(K), \Gamma_n, \xi_n^-)$. By [9, Lemma 6.2], it can be decomposed into a negative basic slice and the knot complement with meridional sutures:

$$(Y(K), \Gamma_n, \xi_n^-) = (Y(K), \Gamma_{\mu}, \xi_{in}) \cup B_-(n, \infty).$$

Similarly, when $K = L_+^n$ we have

$$(Y(K), \Gamma_n, \xi_n^+) = (Y(K), \Gamma_{\mu}, \xi_{in}) \cup B_+(n, \infty).$$

We see from Figure 28a that in the idempotent corresponding to the meridian, there are three generators, with distinct spin^c -gradings (corresponding to Alexander gradings $-1, 0$, and 1). Since ξ_{in} has a self-conjugate spin^c structure, $c_A(\xi_{in})$ must be the middle generator (Alexander grading 0). From Figure 28a, we also see that this generator admits both a nontrivial ρ_1 and ρ_3 multiplication, corresponding to attaching positive and negative basic slices to ξ_{in} . We denote these by ξ_1 and ξ_3 , respectively. Similarly, ξ_1 admits two more consecutive negative basic slice attachments (corresponding to ρ_2 and ρ_3 actions), and we denote the corresponding contact structures by ξ_{12} and ξ_{123} .

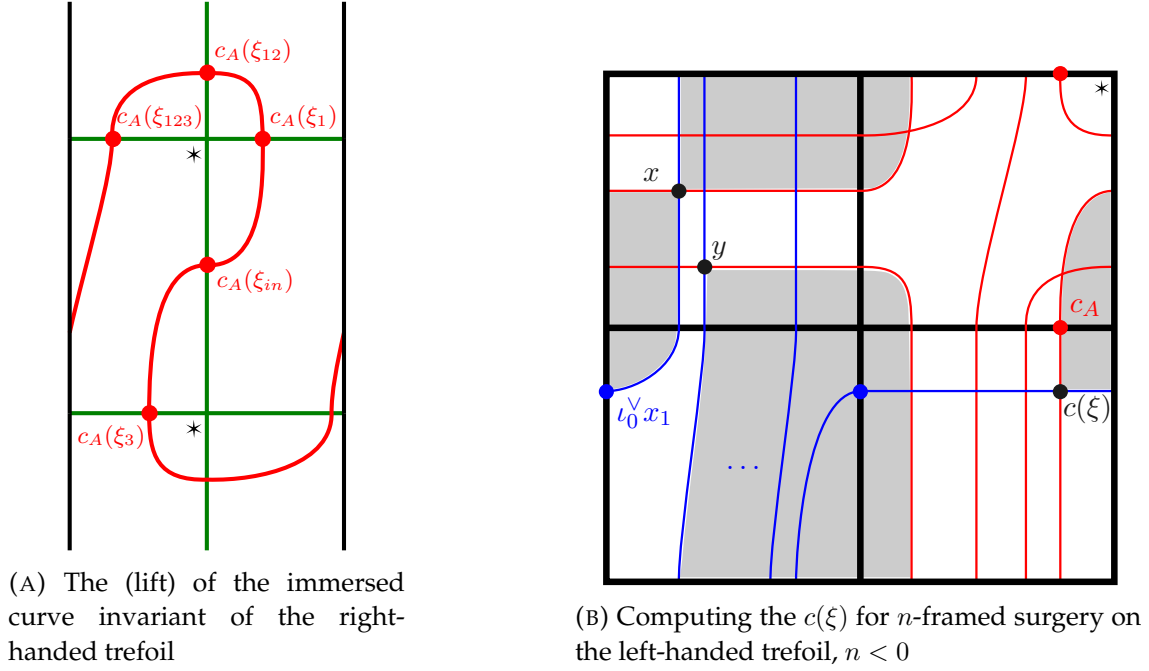


FIGURE 28. The immersed curve invariant for the trefoil and a computation of the contact invariant of negative surgery

Remark 5.10. It is known that attaching a basic slice $B_{\pm}(0, \infty)$ to ξ_{in} results in a tight contact structure with nonvanishing EH invariant. This property also allows us to locate the contact class c_A , since it is the unique generator with nontrivial ρ_1 and ρ_3 multiplications.

Theorem 1.13. *Let K be a strongly non-loose Legendrian left-handed trefoil in an overtwisted contact 3-sphere. Then Legendrian surgery on K yields a tight contact structure with a non-vanishing contact invariant.*

Proof. It is sufficient to prove the statement for $K = L_{\pm}^n$ for sufficiently negative integer n since Legendrian surgery on L_{\pm}^{n+k} for $k \geq 0$ can be obtained by a sequence of negative contact surgeries on L_{\pm}^n . Also, Legendrian surgery on L_{\pm}^n is equivalent to a contact Dehn filling on $(Y(K), \Gamma_0, \xi_0^{\pm})$ using an $n - 1$ framed solid torus consisting of only negative (resp. positive) basic slices. According to Section 4.3, the contact structures on the solid torus correspond to the elements x_1 and x_{n-1} in \widehat{CFA} .

We first consider L_{\pm}^n and $(Y(K), \Gamma_0, \xi_0^{-})$. Notice that ξ_0^{-} corresponds to ξ_3 and the contact structure on the solid torus corresponds to x_1 . The computation is shown in Figure 28b. We see that there are generators x and y such that $\partial x = c(\xi) + y$ where ξ is the result of Legendrian surgery. There are no other bigons involving x , y , or $c(\xi)$, and so $c(\xi)$ survives in homology. Therefore, ξ is tight.

A similar argument also works for L_n^+ . □

Remark 5.11. We may obtain equivalent contact structures by “peeling off” a basic slice from the knot complement and attaching it to the solid torus. Similarly, we can replace the negative basic slice with a positive one, and re-attach it to the knot exterior. The following computations show that indeed we obtain homologous contact invariants (cf. Remark 3.5):

$$\begin{aligned}
c(\xi) &= c_A(\xi_1') \boxtimes \iota_0^\vee \boxtimes x_1 \\
&= m_2(c_A(\xi_{in}, \rho_3) \boxtimes \iota_0^\vee \boxtimes x_1) \\
&\sim c_A(\xi_{in}) \boxtimes \iota_1^\vee m_2(x_1, \rho_3) \\
&= c_A(\xi_{in}) \boxtimes \iota_1^\vee y \\
&= c_A(\xi_{in}) \boxtimes \iota_1^\vee m_2(x_n, \rho_1) \\
&\sim m_2(c_A(\xi_{in}, \rho_1) \boxtimes \iota_0^\vee \boxtimes x_n) \\
&= c_A(\xi_1) \boxtimes \iota_0^\vee \boxtimes x_n
\end{aligned}$$

Next, we consider the torus knot $T_{3,4}$. We first classify non-loose Legendrian representatives of non-loose torus knot $T_{3,4}$ by applying the algorithm in [9, Section 3] to the decorated Farey graph representing $T_{3,4}$ shown in Figure 29.

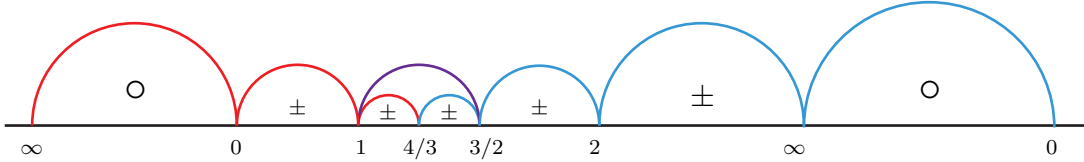


FIGURE 29. The decorated path for non-loose torus knots $T_{3,4}$.

Proposition 5.12. *The $(3, 4)$ -torus knot has non-loose Legendrian representative in $\xi^1, \xi^{-1}, \xi^0, \xi^{-5}$. Here, ξ^i denotes the overtwisted contact structure in S^3 with $d_3(\xi^i) = i$. The classification in each of these contact structure is as follows.*

- (1) In (S^3, ξ^1) , there exist non-loose L_\pm^i for $i > 7$ and L^7 such that

$$\begin{aligned}
\text{tb}(L_\pm^i) &= i, & \text{tb}(L^7) &= 7 \\
\text{rot}(L_\pm^i) &= \pm(7 - i), & \text{rot}(L^7) &= 0.
\end{aligned}$$

They satisfy $S_\pm(L_\pm^i) = L_\pm^{i-1}$ for $i > 8$ and $S_\pm(L_\pm^8) = L^7$, and $S_\mp(L_\pm^i)$ and $S_\pm(L^7)$ are loose. In addition, there are Legendrian knots K_\pm^{12} with

$$\text{tb}(K_\pm^{12}) = 12, \quad \text{rot}(K_\pm^{12}) = \pm 1.$$

When they stabilize to have the same invariants, they become equivalent and they are non-loose until stabilized outside the V defined by L_\pm^i and L^{12} . None of these Legendrian knots have half Giroux torsion in their complement. See Figure 30.

- (2) In (S^3, ξ^{-1}) , there are non-loose L_\pm^i for $i \in \mathbb{Z}$ such that

$$\text{tb}(L_\pm^i) = i, \quad \text{rot}(L_\pm^i) = \pm(1 - i)$$

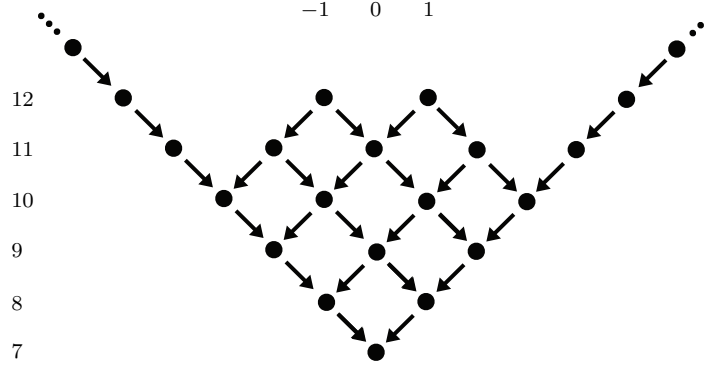



FIGURE 30. The mountain range of non-loose $T_{3,4}$ in ξ^1



(A) Each dot represents a unique Legendrian representative.

(B) Each dot represents an infinite family of Legendrian representatives.

FIGURE 31. The mountain ranges of non-loose $T_{3,4}$ in ξ^{-1} (left), ξ^0 and ξ^5 (right).

They satisfy $S_{\pm}(L_{\pm}^i) = L_{\pm}^{i-1}$ and $S_{\mp}(L_{\pm}^i)$ are loose. None of these Legendrian knots have half Giroux torsion in their complement. See Figure 31 for the mountain range.

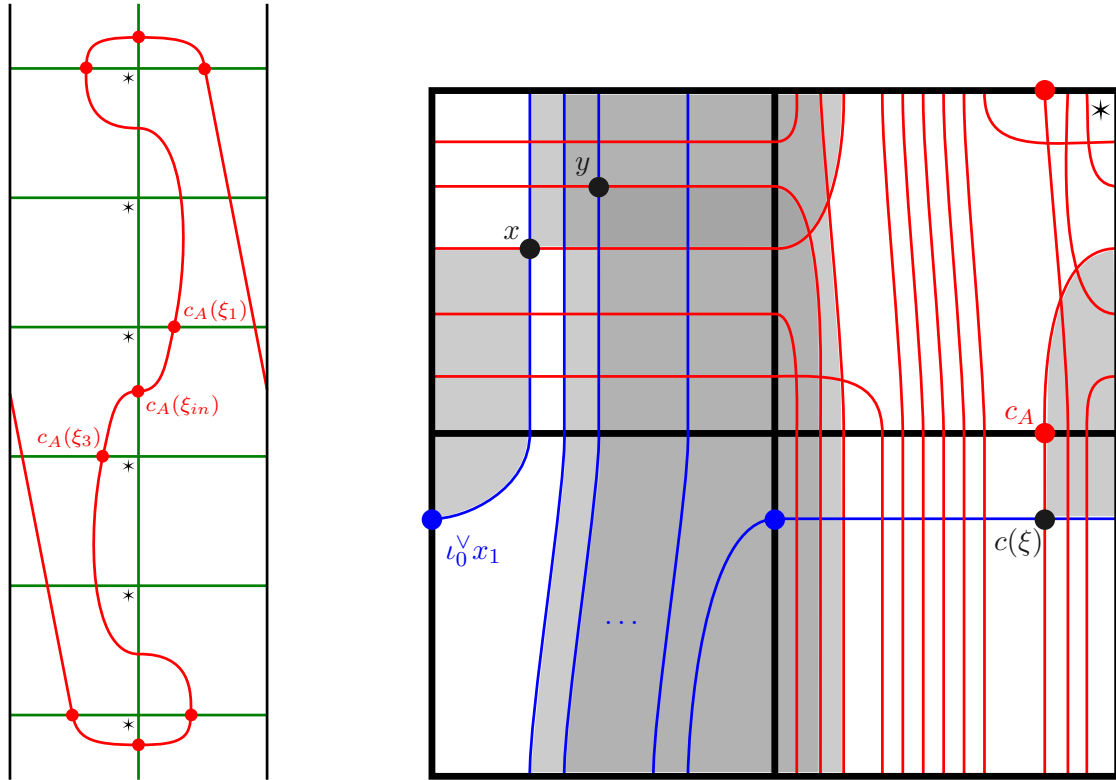
- (3) In ξ^{-5} , there are $L_{\pm}^{i,k}$ and in ξ_0 there are $L_{\pm}^{i,k+1/2}$ for $i \in \mathbb{Z}$ and $k \geq 0$ such that $\text{tb}(L_{\pm}^{i,k}) = \text{tb}(L_{\pm}^{i,k+1/2}) = i$ and

$$\text{rot}(L_{\pm}^{i,k}) = \pm(-5 - i), \quad \text{rot}(L_{\pm}^{i,k+1/2}) = \pm(5 - i)$$

They satisfy $S_{\pm}(L_{\pm}^{i,k}) = L_{\pm}^{i-1,k}$ and $S_{\mp}(L_{\pm}^{i,k})$ are loose. A similar statement holds for $L_{\pm}^{i,k+1/2}$. Also, $L_{\pm}^{i,k}$ has k -torsion in its complement if $i > 5$ and $k + 1/2$ -torsion if $i \leq 5$. $L_{\pm}^{i,k+1/2}$ has $k + 1/2$ -torsion in its complement if $i > 5$ and $k + 1$ -torsion if $i \leq 5$. See Figure 31 for the mountain range.

Now we are ready to prove Theorem 1.12.

Theorem 1.12. *Let K be a strongly non-loose Legendrian $T_{3,4}$ in an overtwisted contact 3-sphere. Then Legendrian surgery on K yields a tight contact structure with a non-vanishing contact invariant.*



(A) The (lift of) the immersed curve invariant for $T_{-3,4}$

(B) Computing $c(\xi_n)$ for n -framed surgery on $T_{3,4}$ when $n < -2$

FIGURE 32. The immersed curve invariant for the torus knot $T_{3,4}$ and the computation of sufficiently negative contact surgery on it

Proof. Since we only consider strongly non-loose $T_{3,4}$, we can exclude Legendrian knots in ξ^0 and knots with $tb < 7$ in ξ^1 and ξ^{-5} by Proposition 5.12. Lemma 7.1 and 7.4 in [9] implies that Legendrian surgery on the strongly non-loose knots in ξ^1 and ξ^{-5} with $tb \geq 7$ is equivalent to a positive contact surgery on Legendrian $T_{3,4}$ with $tb = 5$ in (S^3, ξ_{std}) , and we know the resulting contact manifolds are tight by Theorem 1.10. Thus it remains to consider strongly non-loose knots in ξ^{-1} . Like the left-handed trefoil case, [9, Lemma 6.1] implies that the knot complement is decomposed into ξ_{in} and $B_{\pm}(n, \infty)$ and it is sufficient to consider a Dehn filling on $\xi_0^{\pm} = \xi_{in} \cup B_{\pm}(0, \infty)$ with sufficiently negative integer surgery coefficients. Since ξ_{in} has a self-conjugate spin^c structure, $c_A(\xi_{in})$ must be the middle generator (Alexander grading 0). From Figure 32a, we also see that this generator admits both a nontrivial ρ_1 and ρ_3 multiplication, corresponding to attaching positive and negative basic slices to ξ_{in} . We denote these by $\xi_1 (= \xi_0^+)$ and $\xi_3 (= \xi_0^-)$, respectively. (We could also deduce the generator in a similar way to Remark 5.10, although we would need a slightly different parametrization).

The situation is quite similar to the trefoil case discussed above. Figure 32b shows the computation when $n < -2$ (the cases $n = -1, -2$ are similar, but they also follow from the general case by Legendrian surgery). We see that there are generators x and y such that $\partial x = y + c(\xi)$. There are no other differentials involving these three generators, and so we conclude that $c(\xi)$ is not null-homologous, so that ξ is tight. \square

REFERENCES

- [1] Akram Alishahi, Viktória Földvári, Kristen Hendricks, Joan Licata, Ina Petkova, and Vera Vértesi. Bordered Floer homology and contact structures. *Forum Math. Sigma*, 11:Paper No. e30, 44, 2023.
- [2] Akram Alishahi, Joan E. Licata, Ina Petkova, and Vera Vértesi. A friendly introduction to the bordered contact invariant. In *Gauge theory and low-dimensional topology—progress and interaction*, volume 5 of *Open Book Ser.*, pages 1–30. Math. Sci. Publ., Berkeley, CA, 2022.
- [3] Denis Auroux. Fukaya categories and bordered Heegaard-Floer homology. In *Proceedings of the International Congress of Mathematicians. Volume II*, pages 917–941. Hindustan Book Agency, New Delhi, 2010.
- [4] James Conway. Transverse surgery on knots in contact 3-manifolds. *Trans. Amer. Math. Soc.*, 372(3):1671–1707, 2019.
- [5] Benjamin Cooper. Formal contact categories. *Algebr. Geom. Topol.*, 24(5):2389–2449, 2024.
- [6] Tolga Etgü and Burak Ozbagci. On the relative Giroux correspondence. In *Low-dimensional and symplectic topology*, volume 82 of *Proc. Sympos. Pure Math.*, pages 65–78. Amer. Math. Soc., Providence, RI, 2011.
- [7] Tolga Etgü and Burak Özbağcı. Partial open book decompositions and the contact class in sutured Floer homology. *Turkish J. Math.*, 33(3):295–312, 2009.
- [8] John B. Etnyre. Lectures on open book decompositions and contact structures. In *Floer homology, gauge theory, and low-dimensional topology*, volume 5 of *Clay Math. Proc.*, pages 103–141. Amer. Math. Soc., Providence, RI, 2006.
- [9] John B. Etnyre, Hyunki Min, and Anubhav Mukherjee. Non-loose torus knots, 2022. [arXiv:2206.14848](https://arxiv.org/abs/2206.14848).
- [10] John B. Etnyre, Hyunki Min, Bülent Tosun, and Konstantinos Varvarezos. Tight surgeries on torus knots, *In preparation*.
- [11] Hansjörg Geiges. An introduction to contact topology, *volume 109 of Cambridge Studies in Advanced Mathematics*. Cambridge University Press, Cambridge, 2008.
- [12] Paolo Ghiggini. Strongly fillable contact 3-manifolds without Stein fillings. *Geom. Topol.*, 9:1677–1687, 2005.
- [13] Paolo Ghiggini, Paolo Lisca, and András I. Stipsicz. Tight contact structures on some small Seifert fibered 3-manifolds. *Amer. J. Math.*, 129(5):1403–1447, 2007.
- [14] Emmanuel Giroux. Convexité en topologie de contact. *Comment. Math. Helv.*, 66(4):637–677, 1991.
- [15] Emmanuel Giroux. Structures de contact en dimension trois et bifurcations des feuilletages de surfaces. *Invent. Math.*, 141(3):615–689, 2000.
- [16] Marco Golla. Ozsváth-Szabó invariants of contact surgeries. *Geom. Topol.*, 19(1):171–235, 2015.
- [17] Jonathan Hanselman, Jacob Rasmussen, and Liam Watson. Heegaard Floer homology for manifolds with torus boundary: properties and examples. *Proc. Lond. Math. Soc.* (3), 125(4):879–967, 2022.
- [18] Jonathan Hanselman, Jacob Rasmussen, and Liam Watson. Bordered Floer homology for manifolds with torus boundary via immersed curves. *J. Amer. Math. Soc.*, 37(2):391–498, 2024.
- [19] Matthew Hedden. An Ozsváth-Szabó Floer homology invariant of knots in a contact manifold. *Adv. Math.*, 219(1):89–117, 2008.
- [20] Matthew Hedden and Olga Plamenevskaya. Dehn surgery, rational open books and knot Floer homology. *Algebr. Geom. Topol.*, 13(3):1815–1856, 2013.
- [21] Ko Honda. On the classification of tight contact structures. I. *Geom. Topol.*, 4:309–368, 2000.
- [22] Ko Honda. On the classification of tight contact structures. II. *J. Differential Geom.*, 55(1):83–143, 2000.
- [23] Ko Honda and Yang Huang. Convex hypersurface theory in contact topology, 2019. [arXiv:1907.06025](https://arxiv.org/abs/1907.06025).

- [24] Ko Honda, William H. Kazez, and Gordana Matić. *Contact structures, sutured Floer homology and TQFT*, 2008. [arXiv:0807.2431](#).
- [25] Ko Honda, William H. Kazez, and Gordana Matić. *The contact invariant in sutured Floer homology*. *Invent. Math.*, 176(3):637–676, 2009.
- [26] András Juhász. *Holomorphic discs and sutured manifolds*. *Algebr. Geom. Topol.*, 6:1429–1457, 2006.
- [27] András Juhász, Dylan Thurston, and Ian Zemke. *Naturality and mapping class groups in Heegaard Floer homology*. *Mem. Amer. Math. Soc.*, 273(1338):v+174, 2021.
- [28] András Juhász and Ian Zemke. *Contact handles, duality, and sutured Floer homology*. *Geom. Topol.*, 24(1):179–307, 2020.
- [29] Tornike Kadeishvili. *On the homology theory of fibre spaces*. *Russ. Math. Surv.*, 35(3):231, 1980.
- [30] Tamás Kálmán and Daniel V. Mathews. *Tight contact structures on Seifert surface complements*. *J. Topol.*, 13(2):730–776, 2020.
- [31] Yutaka Kanda. *The classification of tight contact structures on the 3-torus*. *Comm. Anal. Geom.*, 5(3):413–438, 1997.
- [32] P. B. Kronheimer and T. S. Mrowka. *Monopoles and contact structures*. *Invent. Math.*, 130(2):209–255, 1997.
- [33] Ryan Leigon and Federico Salmoiraghi. *Equivalence of contact gluing maps in sutured floer homology*, 2020. [arXiv:2005.04827](#).
- [34] Robert Lipshitz, Peter S. Ozsvath, and Dylan P. Thurston. *Bordered Heegaard Floer homology*. *Mem. Amer. Math. Soc.*, 254(1216):viii+279, 2018.
- [35] Paolo Lisca, Peter Ozsváth, András I. Stipsicz, and Zoltán Szabó. *Heegaard Floer invariants of Legendrian knots in contact three-manifolds*. *J. Eur. Math. Soc. (JEMS)*, 11(6):1307–1363, 2009.
- [36] Paolo Lisca and András I. Stipsicz. *Ozsváth-Szabó invariants and tight contact three-manifolds. I*. *Geom. Topol.*, 8:925–945, 2004.
- [37] Thomas E. Mark and Bülent Tosun. *Naturality of Heegaard Floer invariants under positive rational contact surgery*. *J. Differential Geom.*, 110(2):281–344, 2018.
- [38] Daniel V. Mathews. *Strand algebras and contact categories*. *Geom. Topol.*, 23(2):637–683, 2019.
- [39] Daniel V. Mathews. *A-infinity algebras, strand algebras, and contact categories*. *Algebr. Geom. Topol.*, 21(3):1093–1207, 2021.
- [40] Irena Matkovič. *Non-loose negative torus knots*. *Quantum Topol.*, 13(4):669–689, 2022.
- [41] Burak Ozbagci. *Contact handle decompositions*. *Topology Appl.*, 158(5):718–727, 2011.
- [42] Peter Ozsváth and András I. Stipsicz. *Contact surgeries and the transverse invariant in knot Floer homology*. *J. Inst. Math. Jussieu*, 9(3):601–632, 2010.
- [43] Peter Ozsváth and Zoltán Szabó. *Holomorphic disks and three-manifold invariants: properties and applications*. *Ann. of Math. (2)*, 159(3):1159–1245, 2004.
- [44] Peter Ozsváth and Zoltán Szabó. *Holomorphic disks and topological invariants for closed three-manifolds*. *Ann. of Math. (2)*, 159(3):1027–1158, 2004.
- [45] Peter Ozsváth and Zoltán Szabó. *Heegaard Floer homology and contact structures*. *Duke Math. J.*, 129(1):39–61, 2005.
- [46] András I. Stipsicz and Vera Vértesi. *On invariants for Legendrian knots*. *Pacific J. Math.*, 239(1):157–177, 2009.
- [47] Bülent Tosun. *Tight small Seifert fibered manifolds with $e_0 = -2$* . *Algebr. Geom. Topol.*, 20(1):1–27, 2020.
- [48] Andy Wand. *Tightness is preserved by Legendrian surgery*. *Ann. of Math. (2)*, 182(2):723–738, 2015.
- [49] Rumén Zarev. *Bordered floer homology for sutured manifolds*, 2009. [arXiv:0908.1106](#).
- [50] Rumén Zarev. *Joining and gluing sutured floer homology*, 2010. [arXiv:1010.3496](#).

DEPARTMENT OF MATHEMATICS, UNIVERSITY OF CALIFORNIA, LOS ANGELES, CA

Email address: hkmin27@math.ucla.edu

Email address: kkv@math.ucla.edu