

Flips in Odd Matchings*

Oswin Aichholzer^{†1}, Anna Brötzner^{‡2}, Daniel Perz^{§3}, and Patrick Schnider⁴

¹Graz University of Technology, oaich@ist.tugraz.at

²Department of Computer Science and Media Technology, Malmö University, Sweden, anna.brotzner@mau.se

³Università degli Studi di Perugia, daniel.perz@unipg.it

⁴Department of Computer Science, ETH Zürich, patrick.schnider@inf.ethz.ch

Abstract

Let \mathcal{P} be a set of $n = 2m + 1$ points in the plane in general position. We define the graph $GM_{\mathcal{P}}$ whose vertex set is the set of all plane matchings on \mathcal{P} with exactly m edges. Two vertices in $GM_{\mathcal{P}}$ are connected if the two corresponding matchings have $m - 1$ edges in common. In this work we show that $GM_{\mathcal{P}}$ is connected and give an upper bound of $O(n^2)$ on its diameter. Moreover, we present a tight bound of $\Theta(n)$ for the diameter of the flip graph of points in convex position.

1 Introduction

Reconfiguration is the process of changing a structure into another—either through continuous motion or through discrete changes. Concentrating on plane graphs and discrete reconfiguration steps of bounded complexity, like exchanging one edge of the graph for another edge such that the new graph is in the same graph class, a single reconfiguration step is often called an *edge flip*. The *flip graph* is then defined as the graph having a vertex for each configuration and an edge for each flip. Flip graphs have several applications, for example morphing [6] and enumeration [8]. Three questions are central: studying the connectivity of the flip graph, its diameter, and the complexity of finding the shortest flip sequence between two given configurations. The topic of flip graphs has been well studied for different graph classes like triangulations [3, 15, 16, 17, 18, 21, 22], plane spanning trees [11, 12], plane spanning paths [2, 5], and many more. For a nice survey see [10].

For matchings usually other types of flips were considered since a perfect matching cannot be transformed to another perfect matching with a single edge flip. A natural flip in perfect matchings is to replace two matching edges with two other edges, such that the new graph

*Research on this work has been initiated at the 18th European Geometric Graph Week which was held from September 4th to 8th 2023 in Alcalá de Henares. We thank the organizers and all participants for the good atmosphere as well as for inspiring discussions on the topic.

[†]Partially supported by the Austrian Science Fund (FWF) grant W1230.

[‡]Supported by the Swedish Research Council project “ILLUMINATE provably good methods for guarding problems” (2021-03810).

[§]Acknowledges funding by MUR of Italy, under PRIN Project 2022ME9Z78 - NextGRAAL: Next-generation algorithms for constrained GRAPh visuALization.

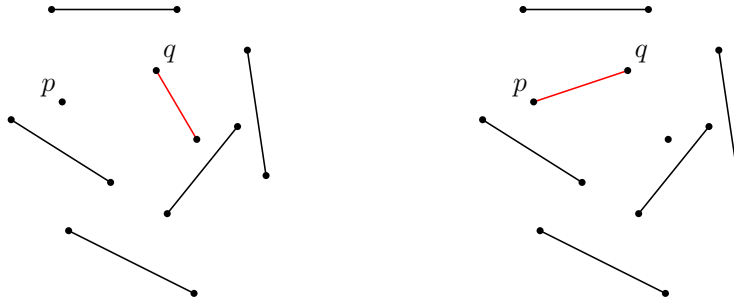


Figure 1: Flipping a matching edge: the previously unmatched point p is matched to q .

is again a perfect matching. These flips were studied mostly for convex point sets [9, 19]. While the according flip graph is connected on convex point sets it is open whether this flip graph is connected for any set of points in general position. Other types of flips in perfect matchings can be found in [1, 4, 7].

In this work we study a setting where single edge flips are possible for matchings. Let \mathcal{P} be a set of $n = 2m + 1$ points in the plane in general position (that is, no 3 points are collinear). An *almost perfect matching* on \mathcal{P} is a set M of m line segments whose endpoints are pairwise disjoint and in \mathcal{P} . The matching M is called *plane* if no two segments cross.

Let $\mathcal{M}_{\mathcal{P}}$ denote the set of all plane almost perfect matchings on \mathcal{P} . We define the flip graph $GM_{\mathcal{P}}$ with vertex set $\mathcal{M}_{\mathcal{P}}$ through the following flip operation. Consider a matching M_1 and let p be the unmatched point. Let $q \neq p$ be a point in \mathcal{P} such that the segment pq does not cross any segment in M_1 . The flip now consists of removing the segment incident to q from the matching and adding pq instead, see Figure 1. Note that this gives another plane almost perfect matching M_2 . In the graph $GM_{\mathcal{P}}$, the vertices corresponding to M_1 and M_2 are adjacent.

In this paper, we prove the following theorem.

Theorem 1. *For any set \mathcal{P} of $n = 2m + 1$ points in general position in the plane the flip graph $GM_{\mathcal{P}}$ is connected.*

In Section 2 we give an overview of the used techniques and the proof of Theorem 1. Then, in Section 3 we prove the lemmata used for the proof of Theorem 1. In Section 4, we discuss the diameter of the flip graph, first for points in convex position, and then for general point sets.

2 Overview and Proof of Theorem 1

In this section, we give an overview of our used techniques and the proof of Theorem 1.

Let $G = (V, E)$ be a graph G and let M be a matching in G . We call a path P in G an *alternating path* if the edges of P lie alternately in M and in $E \setminus M$. A plane path that alternately consists of matching and non-matching edges and connects to the unmatched point gives rise to a sequence of flips, see Figure 2 for an example.

To find such a path, we consider so-called *segment endpoint visibility graphs*: graphs that encode the visibility between the endpoints of a set of segments. More precisely, given a set S of (non-intersecting) segments in the plane, its segment endpoint visibility graph is the graph that contains a vertex for every segment endpoint, and an edge between two vertices if the corresponding segment endpoints either (1) are connected by a segment in S , or (2) “see”

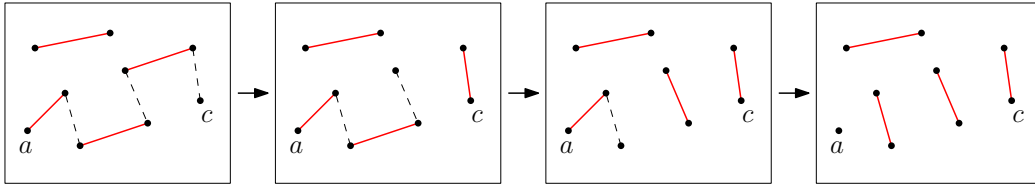


Figure 2: A plane alternating path in the visibility graph gives rise to a sequence of flips.

each other, meaning that the open segment between them does not intersect any segment from S . Hoffmann and Tóth [13] proved that segment endpoint visibility graphs always admit a simple Hamiltonian polygon—this is a plane Hamiltonian cycle—, and moreover presented an algorithm to find such a polygon. This result is crucial for us, as a plane perfect matching can be considered as a set of segments in the plane. Hence, for every plane matching M there exists a plane subgraph of the segment endpoint visibility graph of M that is the (not necessarily disjoint) union of a Hamiltonian cycle and M .

Even disregarding planarity, we show

Lemma 2. *Let G be an undirected graph that is the union of a Hamiltonian cycle C and a perfect matching M . Let $e = ab$ be a matching edge and let c be any vertex different from a . Then there exists an alternating path P that starts with the vertex a and the edge e and ends with the vertex c .*

The proof of this lemma, and the one of Lemma 3 stated below, are postponed to Section 3.

We denote the *symmetric difference* of two graphs A, B with $A \triangle B$. Given the setup of Lemma 2, we can compute another matching $M_2 = M \triangle P$ in which a is unmatched. This modification corresponds to a sequence of flips in a point set of odd size, see Figure 2. This flip sequence starts with the matching $M = M_1$ and point c being unmatched, and ends with the matching M_2 and point a being unmatched.

To prove that the flip graph $GM_{\mathcal{P}}$ is connected, we show that there always exists a sequence of flips that transforms a given plane almost perfect matching into another plane almost perfect matching, where we may choose any fixed point to be the unmatched point.

Lemma 3. *Let M_1 be a plane almost perfect matching and let t be an arbitrary point of \mathcal{P} . Then there exists a sequence of at most m flips to a matching M_2 in which the unmatched point is t .*

We use Lemma 3 to show that we can flip every matching M to a *canonical matching* M_C , which we define in the following way. Let $\mathcal{P} = \{p_1, p_2, \dots, p_{2m+1}\}$, where the points are labeled from left to right. The canonical matching M_C consists of the edges $p_1p_2, p_3p_4, \dots, p_{2m-1}p_{2m}$ with p_{2m+1} remaining unmatched. It follows from the ordering of the points that this matching is plane.

Proof of Theorem 1. Let M be any plane almost perfect matching on \mathcal{P} . Let $i \geq 1$ be the smallest index for which the edge $p_{2i-1}p_{2i}$ is not in M . We show that there is a sequence of flips on the point set $\{p_{2i-1}, p_{2i}, \dots, p_{2m}, p_{2m+1}\}$ after which $p_{2i-1}p_{2i}$ is in the resulting matching. In the following, for simplicity of notation, we set $i = 1$.

Using Lemma 3, we first flip to a matching M_2 in which the point p_1 is unmatched. As the segment p_1p_2 is not crossed by any other segment, we perform one more flip which puts p_1p_2 into the resulting matching. Now we inductively continue the argument on the point

set $\mathcal{P}' = \{p_3, \dots, p_{2m+1}\}$ and eventually reach the canonical matching M_C . Since thus any matching can be transformed to M_C and because the direction of a sequence of flips can be reverted, the statement of Theorem 1 follows. \square

3 Proofs of the Lemmata

In this section, we prove Lemma 2 and Lemma 3. We begin this section with presenting a procedure to find an alternating path in an abstract graph. Note that we do not require the path to be Hamiltonian.

Lemma 2 also follows from Lemma 6 in [14]. For the sake of exposition, we give an alternative proof of the same fact, which is arguably simpler.

Lemma 2. *Let G be an undirected graph that is the union of a Hamiltonian cycle C and a perfect matching M . Let $e = ab$ be a matching edge and let c be any vertex different from a . Then there exists an alternating path P that starts with the vertex a and the edge e and ends with the vertex c .*

Proof. In a first step, we reduce to the situation where no matching edge except possibly e lies on the cycle C , that is, $C \cap M \subseteq \{e\}$. To this end, assume that there is a matching edge u_1u_2 lying on the path $\{u_0, u_1, u_2, u_3\}$ of the cycle C . We define the graph G' with vertex set $V(G') = V(G) \setminus \{u_1, u_2\}$ by keeping all edges of G induced by $V(G')$ and adding the edge u_0u_3 . It follows from the construction that G' is again the union of a Hamiltonian cycle and a perfect matching and that G' contains an alternating path starting at a and ending at c if and only if G contains an alternating path starting at a and ending at c . As we can iterate this process, in the following we may assume that $C \cap M \subseteq \{e\}$.

We now describe an algorithm that explicitly constructs a required alternating path. The algorithm constructs a sequence of graphs G_2, G_3, \dots, G_K , starting with $G_2 = \{e\}$, with the following properties:

- (1) the graph G_k has k vertices v_1, \dots, v_k ;
- (2) G_k has two vertices of degree 1, namely v_1 and v_k ;
- (3) all other vertices of G_k have degree 2 and are incident to one edge in M and one edge in $C \setminus M$;
- (4) $v_1 = a$, $v_2 = b$ and $v_K = c$.

From these properties it follows that the last graph G_K is the disjoint union of cycles and the required alternating path P . Let us again point out that we do not require the alternating path to be Hamiltonian. It remains to describe the algorithm and prove that the constructed sequence of graphs satisfies the above properties. We start by setting $G_2 = \{e\}$, which trivially satisfies all the properties. In order to construct G_{k+1} from G_k we distinguish two cases, depending on whether in G_k the (unique) edge \tilde{e} incident to v_k is in M or not.

Case 1: $\tilde{e} \in C \setminus M$. Let $m = (v_k, w)$ be the matching edge incident to v_k . We define G_{k+1} by adding m to G_k . By Property (3) for G_k , all vertices in G_k except v_k are incident to an edge in M , and as M is a perfect matching, this implies that w is not a vertex of G_k . Thus, G_{k+1} has one more vertex, proving Property (1) for G_{k+1} . The only vertices whose degrees have changed are $w = v_{k+1}$, which now has degree 1, and v_k which is now also incident to an edge in M . This proves Properties (2) and (3).

Case 2: $\tilde{e} \in M$. For an illustration of this case, see Figure 3. Consider the unique path Q in C from v_k to c which does not pass through a and let w be the first vertex on

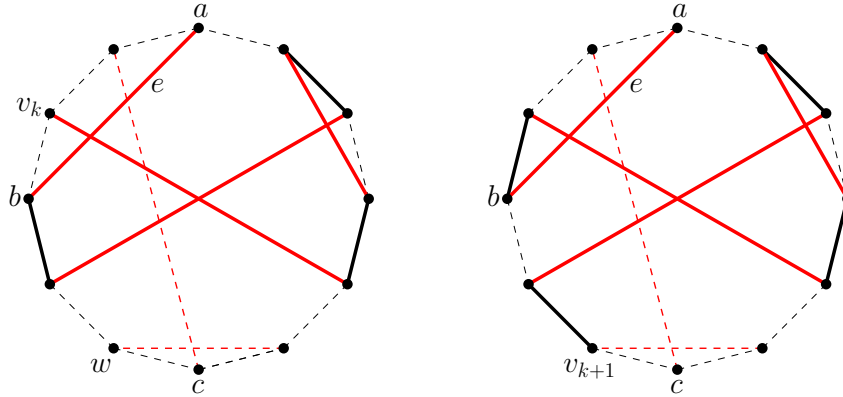


Figure 3: Constructing G_{k+1} (right) from G_k (left). The paths G_k and G_{k+1} are depicted with lines, while unused edges of G are dashed. The matching edges are red, the cycle edges are black.

this path that is not a vertex of G_k . Let furthermore Q' be the subpath of Q starting at v_k and ending at w . Set $v_{k+1} = w$. For any edge e' in Q' , add e' to G_{k+1} if and only if it is not in G_k and remove it otherwise. Properties (1) and (2) follow directly by definition. For Property (3), note that the only vertices whose neighborhoods have changed are the vertices on Q' . As Q' is a path on C and we assumed that C contains no matching edge other than e , it follows that no matching edge was removed. All vertices are thus still incident to exactly one matching edge. Further, as C is a cycle, every vertex in Q' is incident to exactly two edges in $C \setminus M$. It follows from the construction that exactly one of these edges is removed while the other one is added, proving Property (3).

Finally, we stop the procedure as soon as we add the vertex c , which has to happen for some G_K , $K \leq n$, where n is the number of vertices of G . This proves the last part of Property (4) and thus finishes the proof. \square

We can now make use of such an alternating path to prove Lemma 3.

Lemma 3. *Let M_1 be a plane almost perfect matching and let t be an arbitrary point of \mathcal{P} . Then there exists a sequence of at most m flips to a matching M_2 in which the unmatched point is t .*

Proof. Let p be the unmatched point in M_1 . If $p = t$ then we are trivially done, so assume for the remainder that $p \neq t$. We duplicate p such that the two points p, p' have the same neighborhood in the segment endpoint visibility graph. Moreover, we add the edge pp' to M_1 . By Theorem 1 in [13], there is a plane Hamiltonian cycle C that spans all segment endpoints of M_1 . Moreover, $M_1 \cup C$ is plane. Let u be the vertex that is matched to t in M_1 . By Lemma 2, there is an alternating path P from t to p in $C \cup M_1$ that starts with the edge tu . Since the underlying graph is plane, P is also plane. If p and p' are in P , then the edge pp' is also in P because pp' is a matching edge. Hence, we can contract p and p' to a single point p such that P is still an alternating path.

Now, we construct a matching M_2 by transforming M_1 via a sequence of flips along P to get $M_2 = M_1 \triangle P$. M_2 is an almost perfect matching in which p is matched, and t is the unmatched point. Since P contains at most m matching edges, the sequence consists of at most m flips. \square

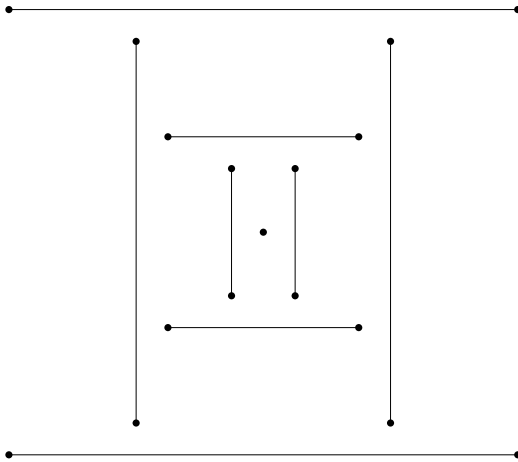


Figure 4: It takes $\Omega(n)$ flips to transform the given matching to any matching where the unmatched point is on the boundary of the convex hull.

The crux in the proof of Lemma 3 lies in safely duplicating the unmatched point p . Both points shall see the same segment endpoints, while visibility between the segment endpoints must not be blocked. This can be achieved by constructing the cell arrangement induced by the lines through all pairs of segment endpoints, and then placing the duplicated point p' in the cell in which p is located. Since the new segment pp' does not intersect any line of the line arrangement, it does not intersect any edge of the segment endpoint visibility graph either. Moreover, any segment endpoint that sees p sees the entire cell in which p is located, and in particular it also sees p' .

4 Diameter of the Flip Graph

Flipping from one plane almost perfect matching M_1 to another plane almost perfect matching M_2 may take at least linearly many steps. To see this, consider two disjoint matchings M_1 and M_2 . Each flip adds at most one edge of the target matching M_2 , so it takes at least m flips to transform M_1 into M_2 .

On the other hand, from the proof of Theorem 1 it follows directly that no more than $O(n^2)$ flips are needed to transform any plane almost perfect matching on \mathcal{P} into any other plane almost perfect matching on \mathcal{P} . This is because of the iterative transformation to the canonical matching M_C . By Lemma 3, it takes up to m flips to transform the matching such that the unmatched point is on the boundary of the convex hull, and one additional flip to add the leftmost edge of M_C . Repeating this for every edge of M_C yields the quadratic number of flips. In other words, the diameter of the flip graph $GM_{\mathcal{P}}$ is in $O(n^2)$.

Figure 4 gives an example where the flip sequence to transfer the unmatched point to the boundary of the convex hull actually has linear length. In each step, the unmatched point gets at most one layer closer to the boundary of the convex hull, thus $\Omega(n)$ steps are necessary. However, we will show that in the specific case of points in convex position, we can do better.

Theorem 4. *For points in convex position, the diameter of the flip graph is $\Theta(n)$.*

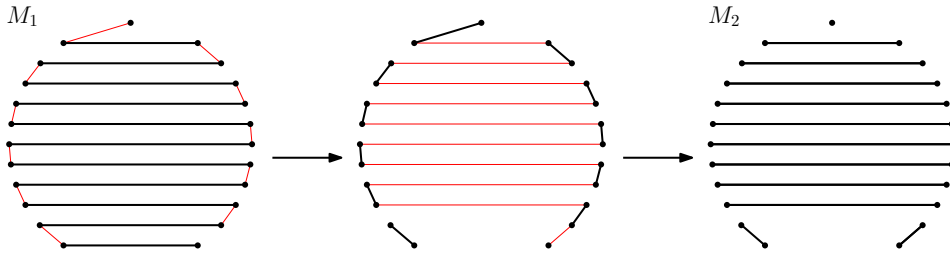


Figure 5: To flip from matching M_1 (left, black) to matching M_2 (right, black), $m - 2$ horizontal edges (all except the two bottom most) need to be flipped twice. The red edges give a shortest flip sequence, which takes $2m$ edge flips.

Proof. Figure 5 gives an example for two matchings, which requires $2m$ edge flips to transform one matching into the other, establishing the linear lower bound.

For the upper bound, we show that any matching can be flipped with $O(n)$ flips to a matching M_{conv} with convex hull edges only. Given M_{conv} , let e_1, \dots, e_n be the matching edges, labeled in counterclockwise direction starting from the unmatched point, and label the end vertices of each edge e_i with v_i and w_i , again in counterclockwise direction, and the unmatched vertex with x . Then, for a given plane almost perfect matching M_1 , consider the arrangement induced by the boundary of the convex hull and the matching edges. We construct a tree on the dual of this arrangement where every node corresponds to a face, and every edge corresponds to a matching edge. Using this tree structure, we can describe a sequence of edge flips that transforms M_1 to a canonical matching M_{conv} where each edge is on the boundary of the convex hull.

We start with the flipping procedure at the face that contains the point p that is unmatched in M_1 —this face is the root of our tree. Every edge incident to the root encodes a matching edge that can be flipped. There are two different scenarios that specify the type of flip that we choose. Either, p is an endpoint of a matching edge e_i in M_{conv} and therefore labeled v_i or w_i , or p shall be the unmatched point in M_{conv} and is labeled with x . If p is labeled v_i or w_i , then the edge e_i can always be flipped into the matching since no matching edge can intersect e_i as v_i and w_i are neighboring on the boundary of the convex hull of \mathcal{P} . After the flip, we update the tree structure and continue with the procedure. The edge e_i connects to a leaf in the new tree and will not be changed anymore.

If p is labeled x , then we consider any child of the root node in the tree that does not connect to a leaf. The edge to this child encodes a matching edge $v_i w_j$ in the current matching, where $i < j$ due to parity reasons. We flip to the edge $x v_i$, leaving w_j as the new unmatched point, update the tree accordingly and continue with the procedure. Since the unmatched point changed, we will be able to add an edge of M_{conv} in the next step.

After at most 2 flips, an edge of M_{conv} is added to the matching. It therefore takes at most $2n$ steps to flip from M_1 to M_{conv} . Hence, it takes $O(n)$ flips to transform any plane almost perfect matching on a point set \mathcal{P} in convex position to any other plane almost perfect matching on \mathcal{P} . \square

5 Conclusion

We considered the flip graph $GM_{\mathcal{P}}$ of plane matchings for point sets of odd size, and showed that $GM_{\mathcal{P}}$ is connected. In the course of the proof, we also showed that the union of

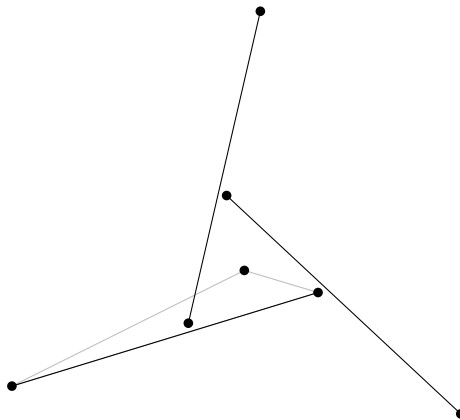


Figure 6: A drawing of an odd matchings such that no empty triangle rotation is possible.

a Hamiltonian cycle and a perfect matching always contains an alternating path from an arbitrary matching edge to any arbitrary point.

Moreover, we provided a lower bound of $O(n)$ and an upper bound of $O(n^2)$ on the diameter on the flip graph, as well as a tight bound of $\Theta(n)$ for the situation where the points lie in convex position. It would be interesting to see whether the general upper bound could be improved.

Finally, the question of connectedness remains open for the flip graph of plane perfect matchings on point sets of even size, where in each flip exactly two edges are replaced.

Another flip operation similar to edge flips is the so-call empty-triangle rotation. That is an edge flip with the additional condition that the added and deleted edge span an empty triangle. In other words, an empty-triangle rotation is a more general form of a sweep, where the old edge is rotated until it hits a new point. We remark that the flip graph of odd matchings, where a flip is an empty-triangle rotation, is not always connected, as depicted in Figure 6.

We also remark that the flip graph (using edge flips) of plane almost perfect bicolored matchings is not always connected where the point set is two colored. For example, this can be achieved by coloring the points in Figure 6 such that the points on the convex hull are red and the other points are blue.

References

- [1] O. Aichholzer, S. Bereg, A. Dumitrescu, A. García, C. Huemer, F. Hurtado, M. Kano, A. Márquez, D. Rappaport, S. Smorodinsky, D. Souvaine, J. Urrutia, and D. Wood. Compatible geometric matchings. *Computational Geometry*, 42(6-7):617–626, 2009.
- [2] O. Aichholzer, K. Knorr, W. Mulzer, J. Obenaus, R. Paul, and B. Vogtenhuber. Flipping plane spanning paths. In *International Conference and Workshops on Algorithms and Computation*, pages 49–60. Springer, 2023.
- [3] O. Aichholzer, W. Mulzer, and A. Pilz. Flip Distance Between Triangulations of a Simple Polygon is NP-Complete. *Discrete Comput. Geom.*, 54(2):368–389, 2015.

- [4] O. Aichholzer, J. Obmann, P. Paták, D. Perz, J. Tkadlec, and B. Vogtenhuber. Disjoint compatibility via graph classes. In *International Workshop on Graph-Theoretic Concepts in Computer Science*, pages 16–28. Springer, 2022.
- [5] S. G. Akl, M. K. Islam, and H. Meijer. On planar path transformation. *Information Processing Letters*, 104(2):59–64, 2007.
- [6] S. Alamdari, P. Angelini, F. Barrera-Cruz, T. M. Chan, G. D. Lozzo, G. D. Battista, F. Frati, P. Haxell, A. Lubiw, M. Patrignani, V. Roselli, S. Singla, and B. T. Wilkinson. How to morph planar graph drawings. *SIAM Journal on Computing*, 46(2):824–852, 2017.
- [7] G. Aloupis, L. Barba, S. Langerman, and D. L. Souvaine. Bichromatic compatible matchings. *Computational Geometry*, 48(8):622–633, 2015.
- [8] D. Avis and K. Fukuda. Reverse search for enumeration. *Discrete Applied Mathematics*, 65(1-3):21–46, 1996.
- [9] A. Biniarz, A. Maheshwari, and M. Smid. Flip distance to some plane configurations. *Computational Geometry*, 81:12–21, 2019.
- [10] P. Bose and F. Hurtado. Flips in planar graphs. *Computational Geometry*, 42(1):60–80, 2009.
- [11] N. Bousquet, L. De Meyer, T. Pierron, and A. Wesolek. Reconfiguration of plane trees in convex geometric graphs. *arXiv preprint arXiv:2310.18518*, 2023.
- [12] M. C. Hernando, F. Hurtado, A. Márquez, M. Mora, and M. Noy. Geometric tree graphs of points in convex position. *Discrete Applied Mathematics*, 93(1):51–66, 1999.
- [13] M. Hoffmann and C. D. Tóth. Segment endpoint visibility graphs are Hamiltonian. *Computational Geometry*, 26(1):47–68, 2003.
- [14] M. Hoffmann and C. D. Tóth. Alternating paths through disjoint line segments. *Information Processing Letters*, 87(6):287–294, 2003.
- [15] F. Hurtado, M. Noy, and J. Urrutia. Flipping edges in triangulations. *Discrete & Computational Geometry*, pages 333–346, 1999.
- [16] I. Kanj, E. Sedgwick, and G. Xia. Computing the flip distance between triangulations. *Discrete & Computational Geometry*, 58(2):313–344, 2017.
- [17] C. L. Lawson. Transforming triangulations. *Discrete Mathematics*, 3(4):365–372, 1972.
- [18] A. Lubiw and V. Pathak. Flip distance between two triangulations of a point set is NP-complete. *Computational Geometry*, 49:17–23, 2015.
- [19] M. Milich, T. Mütze, and M. Pergel. On flips in planar matchings. *Discrete Applied Mathematics*, 289:427–445, 2021.
- [20] T. L. Nichols, A. Pilz, C. D. Tóth, and A. N. Zehmakan. Transition operations over plane trees. *Discrete Mathematics*, 343(8):111929, 2020.
- [21] A. Pilz. Flip distance between triangulations of a planar point set is APX-hard. *Computational Geometry*, 47(5):589–604, 2014.
- [22] U. Wagner and E. Welzl. Connectivity of triangulation flip graphs in the plane. *Discrete & Computational Geometry*, 68(4):1227–1284, 2022.