

# Fundamental group in stable Morse theory.

Jean-François Barraud \*      Florian Bertuol \*

October 11, 2024

## Abstract

Morse theory relates algebraic topology invariants and the dynamics of the gradient flow of a Morse function, allowing to derive information about one out of the other. In the case of the homology, the construction extends to much more general settings, and in particular to the infinite dimensional setting of the celebrated Floer homology in symplectic geometry. The case of the fundamental group is quite different however, and the object of this paper is to provide a dynamical description of the fundamental group in the stable Morse setting, which can be thought of as an intermediate case between the Morse and the Floer settings.

## Contents

<b>1</b>	<b>Introduction</b>	<b>2</b>
<b>2</b>	<b>Settings</b>	<b>4</b>
2.1	Stable Morse setting . . . . .	4
2.2	Morse versus stable Morse settings . . . . .	5
<b>3</b>	<b>Moduli spaces review</b>	<b>8</b>
3.1	Flow lines, and augmentation like trajectories . . . . .	8
3.2	Bouncing and hybrid trajectories . . . . .	10
<b>4</b>	<b>Generators</b>	<b>11</b>
<b>5</b>	<b>Crocodile Walks</b>	<b>13</b>
5.1	Upward crocodile walk. . . . .	16
<b>6</b>	<b>Relations</b>	<b>17</b>
6.1	Relation patch . . . . .	17

---

\*IMT, Université de Toulouse

6.2	Generators for the relations . . . . .	20
6.3	Preparation lemmas . . . . .	22
6.4	Homotopy lemmas . . . . .	24
6.5	Proof of theorem 6.14 . . . . .	28
<b>7</b>	<b>Functoriality</b>	<b>28</b>
7.1	Moving the base point . . . . .	30

## 1 Introduction

Morse theory owes a large part of its beauty to its ability to describe abstract algebraic invariants in terms of dynamical properties of gradient flows, allowing to use one to derive information on the other. The case of the homology is of particular interest, as it gave birth to the celebrated Floer homology, which is based on Morse theoretic ideas applied to an infinite dimensional setting, and has an ever-growing number of deep applications in the field of symplectic and contact geometry.

An intermediate situation between Morse and Floer theory is the case of stabilized Morse theory. In this paper, a stable Morse function on a closed manifold  $M$  will be a Morse function on  $M \times \mathbb{R}^N$  that is “quadratic at infinity”, i.e. coincide with a quadratic form outside of a compact set.

Stable Morse functions are particularly relevant to symplectic geometry, first of all as generating functions of some Lagrangians submanifolds, but also because stable Morse theory can be thought of as a simplified finite dimensional model for Floer theory.

In the present paper, the algebraic invariant under interest is the fundamental group. The Morse theoretic description of this group is well known, and provides a presentation of the group in terms of index 0, 1 and 2 critical points.

This construction was extended to the Floer setting by the first author, at least regarding generators, in [Bar18]. However, a satisfying intrinsic description of the relations was still missing.

The object of this paper is to provide a full description of the fundamental group, i.e. for both generators and relations, in the stable Morse setting. This can be seen as a first step toward the Floer setting, as all what is done in the current paper is expected to hold in the Floer setting, the main difference lying in the discussion of transversality issues.

Since  $M$  is a deformation retract of  $M \times \mathbb{R}^N$ , one may expect little differences between the stable and non stable Morse description of the fundamental group. However, the global dynamical behaviour of the gradient flow of Morse and stabilized Morse functions differ drastically. In particular, a well known result of M. Damian in [Dam02] shows that, in contrast to genuine Morse function, stable Morse functions may have strictly less critical points than the minimal number of generators of the fundamental group: this ruins any hope to have

a construction of the fundamental group in the stable setting directly derived from the non stable setting (see section 2.1 for more explicit examples of dynamical differences between the two situations relevant to the construction of the fundamental group).

A (stable) Morse data on a closed manifold  $M$  consists of a Morse function  $f$  on  $M \times \mathbb{R}^{N_+} \times \mathbb{R}^{N_-}$  for some integers  $N_+, N_-$  such that, for  $(p, x_+, x_-)$  out of a compact set in  $M \times \mathbb{R}^{N_+} \times \mathbb{R}^{N_-}$ , we have:

$$f(p, x_+, x_-) = \|x_+\|^2 - \|x_-\|^2$$

where  $\|\cdot\|$  is the canonical euclidean metric on  $\mathbb{R}^{N_\pm}$ , together with a pseudo gradient for this function.

Given a (stable) Morse data on a based manifold  $(M, \star)$ , the dynamics of the flow of the pseudo-gradient allows for the definition of a collection of moduli spaces, in particular, “augmentation like” trajectories as well as “bouncing” trajectories (see section 3 for more details), out of which the fundamental group can be recovered:

**Theorem 1.1.** *For a generic choice of (stable) Morse data, the relevant moduli spaces can be used to define a group  $\mathcal{L}$  of “Morse loops”, together with a normal subgroup  $\mathcal{R}$  generated by preferred “Morse relations”, such that there is a canonical “evaluation map” that induces an isomorphism*

$$\mathcal{L}/\mathcal{R} \xrightarrow[\text{ev}_*]{\sim} \pi_1(M, \star).$$

**Remark 1.2.** More precisely, the connected components of 1 dimensional moduli spaces of augmentation like trajectories can be seen as “steps”, and loops are sequences of consecutive steps. Although the group of Morse loops is not the free group generated by the steps because of the consecutivity condition, it is not hard to see [Bar18] that there are enough of them to generate the fundamental group.

In particular, the number of components of the moduli spaces of augmentation like trajectories define a notion of multiplicity  $\nu(y)$  for the index 1 critical points of  $f$ , and  $\nu(\star)$  for the base point, such that

$$\nu(\star) + \sum_{|y|=1} \nu(y) \geq \mu(\pi_1(M, \star)), \quad (1)$$

where  $\mu(\pi_1(M, \star))$  is the minimal number of generators of the fundamental group.

Notice that in the genuine (non-stable) Morse case, we always have  $\nu(y) = 1$  and  $\nu(\star) = 0$ , so that the above inequality is a generalisation to the stable case of the well known inequality

$$\#\text{Crit}_1(f) \geq \mu(\pi_1(M, \star))$$

in the genuine Morse setting. The equality (1) comes as a counterpart to the result of M.Damian: the function  $f$  may have less critical points than the minimal number of generators for the fundamental group, but this has to be balanced by non trivial multiplicities, which means more complicated moduli spaces than in the Morse case.

**Remark 1.3.** In contrast to (non stable) Morse theory, the present description of the relations does not lead to numerical constraints. Indeed, the family of generators for the relations mentioned in the statement may be infinite, and although we a posteriori know that only finitely of them are required, it is not clear from our description how to proceed to such a selection.

**Remark 1.4.** One very powerful feature of Morse and Floer homology, is its filtration according to the action. Unfortunately, the present description of the relation relies on “bouncing” trajectories, which ruins the action control. However, the example discussed in 2.2 shows that some some kind of generalized trajectory, that allow to somehow go up the flow, has to be involved anyway.

Finally, we prove that this construction is functorial, in the following sense:

**Theorem 1.5.** *Consider two based manifolds  $(M, \star)$  and  $(M', \star')$ , and a continuous map  $\phi : (M, \star) \rightarrow (M', \star')$ . To a generic choice of stable Morse data  $\Xi$  and  $\Xi'$  on  $M$  and  $M'$  and of a smooth perturbation  $\tilde{\phi}$  of  $\phi$ , is associated a group morphism  $\pi_1(M, \star; \Xi) \xrightarrow{\phi_*} \pi_1(M', \star'; \Xi')$ , defined out “hybrid” moduli spaces and independent of the perturbation  $\tilde{\phi}$ , with the following properties:*

1. if  $\phi$  and  $\psi$  are homotopic as based maps, then  $\phi_* = \psi_*$ .
2.  $\psi_* \circ \phi_* = (\psi \circ \phi)_*$ ,
3.  $\text{Id}_* = \text{Id}$ ,

The organisation of the paper is as follows: in the first part, we recall basic definition of stable Morse setting, and discuss a few situations where differences in the dynamical behaviour of the gradient flow show up, that are particularly relevant to the construction of the fundamental group. The second part is a review of all the moduli spaces of trajectories involved in the construction. The generators of the group are defined in the third part, as well as the “crocodile walk”, which is the main technical ingredient of the construction. The fourth part is dedicated to the definition of the relations, and to the proof of theorem 1.1. Finally, the functoriality properties are discussed in the last part.

## 2 Settings

### 2.1 Stable Morse setting

Let  $M$  be a closed  $n$  dimensional manifold. A stabilized Morse function on  $M$  is a Morse function on  $M \times \mathbb{R}^{N^+} \times \mathbb{R}^{N^-}$ , that is quadratic at infinity, i.e. such that, out of a compact set,  $f(p, x_+, x_-) = q(x_+, x_-) = \|x_+\|^2 - \|x_-\|^2$  where  $\|\cdot\|$  stands for the standard Euclidean metric on  $\mathbb{R}^{N^\pm}$ .

A vector field  $X$  on  $M \times \mathbb{R}^{N^+} \times \mathbb{R}^{N^-}$  is a pseudo gradient for a stable Morse function  $f : M \times \mathbb{R}^{N^+} \times \mathbb{R}^{N^-} \rightarrow \mathbb{R}$  if

- $df(X) > 0$  away from the critical points of  $f$ ,

- each critical point is the center of a Morse chart in which  $X$  is the gradient of the standard Morse model for the standard metric,
- outside of a compact set,  $X$  is the gradient of  $q$  for a product metric that is standard in the fiber  $\mathbb{R}^{N_+} \times \mathbb{R}^{N_-}$ .

**Definition 2.1.** *A choice  $\Xi = (f, X)$  of a stable Morse function and a pseudo gradient for this function is called a Morse auxiliary data.*

Let  $\mathcal{F}$  be the space of all possible choices of Morse auxiliary data (for a fixed  $N_+$  and  $N_-$ ). Suitable regularity conditions turn this space into a Banach manifold, and a condition will be called generic if it holds for a countable intersection of open dense subsets in  $\mathcal{F}$ .

We also fix a base point  $\star$  in  $M$ , and similarly, a condition on a couple  $(\Xi, \star)$  will be called generic if it holds for a countable intersection of open dense sets in  $\mathcal{F} \times M$ .

## 2.2 Morse versus stable Morse settings

As already mentioned in the introduction, despite the homotopical equivalence between  $M$  and  $M \times \mathbb{R}^{N_+} \times \mathbb{R}^{N_-}$ , the differences of dynamical behaviour between the stable and non stable settings ruins any hope of a direct extension of the Morse description of the fundamental group to the stable Morse setting.

Damian’s result [Dam02] about stable Morse functions having strictly less critical points than the minimal number of generators of the fundamental group is one instance of this issue, but the dynamical difference between the two situations is easy to spot in a far less precise and subtle way: for instance, in the stable setting, almost all the trajectories run from  $+\infty$  to  $-\infty$ . On the other hand, a very general strategy to turn a topological object, like a loop in our case, into a Morse theoretic object, is to push it down by the flow, and see what it becomes. In the stable setting, this strategy fails completely, as it simply makes everything disappear at infinity...

Notice that this difference of dynamical behaviour is not such a problem regarding the construction of the Homology, as what is relevant there are the intersections of stable and unstable manifolds, rather than stable or unstable manifolds themselves.

Regarding the fundamental group however, the situation is very different. In the genuine Morse case, the main characters of the construction are the whole unstable manifolds of the index 1 critical points in this case: they define paths in the manifold, and any loop in the manifold is push down to a sequence of consecutive such paths by the flow.

The key point in our construction is the observation that the stable counterpart to the usual unstable manifolds are the moduli spaces  $\mathcal{M}(x, M)$  of “augmentation like trajectories”, i.e. of trajectories that start at a critical point  $x$  and hit  $M \times \mathbb{R}^{N_+}$ . They are indeed a stable version of the “Latour cells” (see [Lat94]), with the crucial difference that they are not cells anymore, i.e. that we have no control on their topology at all.

The above difference of behaviour of the flow in the genuine and stable settings affects the generators. We continue this section with two examples of situations enlightening differences that are relevant for the relations. They make no contribution to the final construction and may be skipped by the reader, but they still illustrate that some aspects of the construction that may seem artificially far from the original Morse construction are in fact mandatory.

**A stabilized circle with an extra generator** Consider the case where  $M = \mathbb{S}^1$ , and pick a Morse function  $f_0$  on  $\mathbb{S}^1$  having only one maximum  $a$  and one minimum  $b$  as critical points. There are two flow lines from  $a$  to  $b$ : they form a loop that is the generator of  $\pi_1(\mathbb{S}^1)$ .

We can now stabilize  $f_0$  by considering  $f : \mathbb{S}^1 \times \mathbb{R}^2 \rightarrow \mathbb{R}$  defined as  $f(\theta, x_+, x_-) = f_0(\theta) + x_+^2 - x_-^2$ .

For the standard product metric, nothing changed: we still have exactly two flow lines from the “index 1” (in a shifted sense) critical point  $(a, 0, 0)$  to the “index 0” critical point  $(b, 0, 0)$ .

We can however modify the metric so that the stable manifold (in the usual sense) of  $b$  now makes a fold as in figure 1.

We end up with the same critical points, but 4 flow lines, which give rise to two generators for the fundamental group. The striking point here, is that there are no index 2 critical point, so no obvious way to kill this extra generator.

This example illustrates that the relations cannot be associated to index 2 critical points only, nor can they use the critical points in the usual way only. The construction proposed in this paper involves “bouncing” trajectories: this example illustrates that this is not an artefact, and that some sort of generalized trajectory has to be involved.

**Birth death bifurcations** Another instructive situation to observe is that of birth/death bifurcations.

Recall that a generic pair of a Morse function and a Riemannian metric gives a presentation of the fundamental group. For instance, in the case where the Morse function has a single minimum, the presentation has one generator for each index 1 critical point, and one relation for each index 2 critical point.

Consider a situation where an index 2 critical point  $x$  and an index 3 critical point  $y$  are about to cancel each other. This means that one relation is about to disappear from the presentation.

Of course, since  $x$  and  $y$  are in a cancelling situation, they are related by exactly one trajectory, and  $x$  and its associated 2-cell  $W_x$  does appear exactly once on the boundary of the 3-cell associated to  $y$ . On the other hand, the boundary of this 3-cell, in the Morse setting, is a 2-sphere, so that the complement of  $W_x$  in this 2 sphere is a disc, and this disc splits as a collection of other 2 cells associated to all the other index 2 critical points linked to  $y$ : the algebraic counterpart of this is that the relation that is about to disappear from the presentation is in fact a word in other relations that do persist. This explains the invariance of the group through this bifurcation.

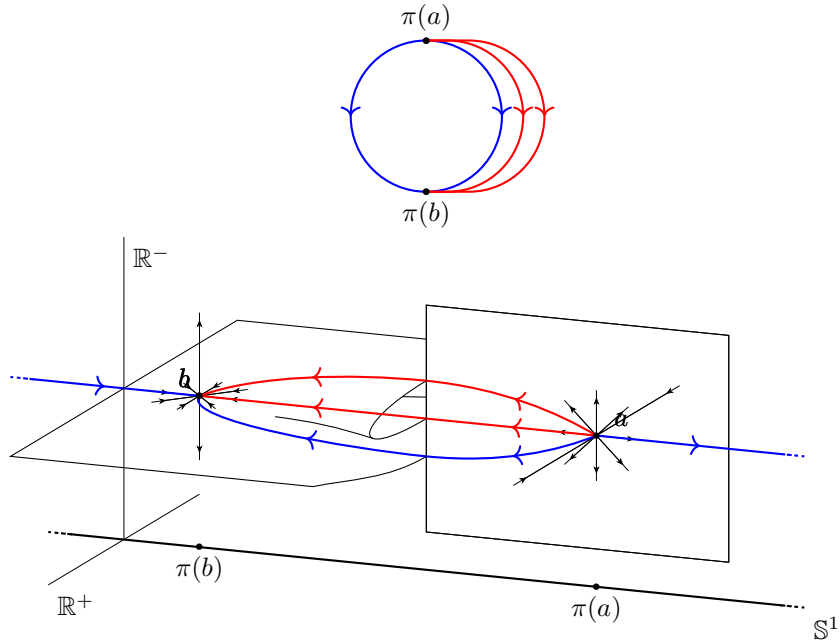


Figure 1: A stabilized circle with an extra generator, but no index 2 point to kill it.

In the stable setting however, genuine unstable manifolds (or more precisely Latour cells) are useless (as almost all trajectories go straight to  $-\infty$ ) and should be replaced by moduli spaces of “augmentation like” trajectories. Unfortunately, we have no control at all on the topology these moduli spaces, and the above argument fails completely.

One way to get rid of this issue is to “relocate” the relations at index  $n$  critical points. In the above situation,  $x$  itself is connected by a flow trajectory to an higher index  $n$  critical point  $z$ . Picking such a trajectory and performing a gluing at  $x$  of this trajectory with all the trajectories in the unstable manifold (more precisely in the Latour cell) of  $x$ , the 2-disc associated to  $x$ , becomes a cone rooted at  $z$  instead of at  $x$  (see figure 2), and this cone survives the bifurcation.

Of course this strategy only shifts the issue to birth/death of index  $n$  points, but these bifurcations are better controlled (because they are related to the fundamental class, which has to “survive”) and can be sorted out without any requirement on the topology (mainly because the stable manifolds now have small enough dimension to have controlled topology).

Our definition of the relations will indeed be associated to index  $n$  critical points, which is quiet different from the usual construction, but this example of birth death bifurcation suggests that some non trivial modification with respect to the usual construction has to be done anyway.



Figure 2: Relocating a Morse relation from an index 2 critical point  $x$  to an index  $n$  critical point  $z$ .

### 3 Moduli spaces review

Before entering the description of the fundamental group, we first review all the moduli spaces that will be used. On top of the usual moduli spaces of flow lines, this contains the space of “augmentation like” trajectories and “bouncing” or “hybrid” trajectories.

#### 3.1 Flow lines, and augmentation like trajectories

To reduce notation in the forthcoming definitions, consider the space  $\mathcal{F}_I = \{u : I \rightarrow M, u' = -X(u)\}$  of flow trajectories of  $-X$  defined on the interval  $I$ .

The most basic moduli spaces we are interested in are the following:

- $\mathcal{M}(x_-, x_+) = \{u \in \mathcal{F}_{(-\infty, +\infty)}, u(\pm\infty) = x_{\pm}\} / \mathbb{R}$
- $\mathcal{M}(x_-, M) = \{u \in \mathcal{F}_{(-\infty, 0]}, u(-\infty) = x_-, u(0) \in M \times \mathbb{R}^{N_+}\}$
- $\mathcal{M}(M, x_+) = \{u \in \mathcal{F}_{[0, +\infty)}, u(0) \in M \times \mathbb{R}^{N_-}, u(+\infty) = x_+\}$
- $\mathcal{M}(M, M) = \{(T, u), u \in \mathcal{F}_{[0, T]}, u(0) \in M \times \mathbb{R}^{N_-}, u(T) \in M \times \mathbb{R}^{N_-}\}$

Trajectories in  $\mathcal{M}(x_-, M)$  will be called augmentation like trajectories (and trajectories in  $\mathcal{M}(M, x_+)$ , co-augmentation like trajectories).

**Remark 3.1.** As alternative description, augmentation like trajectories can be seen as the “finite energy” solutions  $u$  of the following ODE:

$$u'(t) = -\chi(t)(X(u(t)) - (1 - \chi(t))X_q)$$

where  $\chi$  is a smooth function such that  $\chi(t) = 1$  for  $t < 0$  and  $\chi(t) = 0$  for  $t \geq 0$ ,  $X_q$  is the gradient of the quadratic form, and the energy of a solution is the  $L_2$  norm of its derivative  $\int_{\mathbb{R}} \|u'(t)\|^2 dt$ .

From this point of view, they are a strict analog of “Floer cappings” (i.e. tubes that satisfy the usual Floer equation on one half, and are holomorphic on the other, and have finite energy) that are used to define the Piunikhin-Salamon-Schwarz morphism for instance, or geometric augmentation on some Floer complexes. In this analogy, the quadratic form plays the role of the symplectic area, and  $(f - q)$  the role of the Hamiltonian (see figure 3).



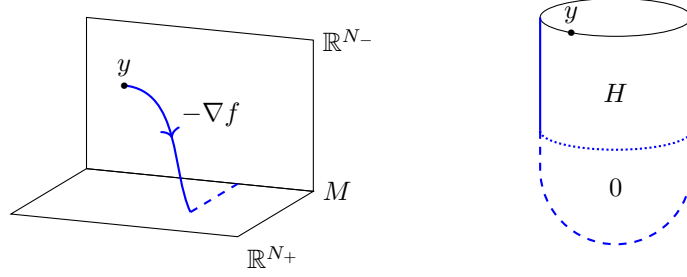


Figure 3: Augmentation like trajectories in the stable Morse setting, and their Floer analog.

These moduli spaces come with maps  $\text{ev}_\pm$  to  $M$  given by the composition of the evaluation at the beginning or end of the time interval, and projection on  $M$ .

Given a point  $\star \in M$ , we also define

- $\mathcal{M}(\star, x_+) = \text{ev}_-^{-1}(\star) \subset \mathcal{M}(M, x_+) = \{u \in \mathcal{M}(M, x_+), u(0) \in \{\star\} \times \mathbb{R}^{N-}\}$
- $\mathcal{M}(x_-, \star) = \text{ev}_+^{-1}(\star) \subset \mathcal{M}(x_-, M)$
- $\mathcal{M}(\star, M) = \text{ev}_-^{-1}(\star) \subset \mathcal{M}(M, M)$
- $\mathcal{M}(M, \star) = \text{ev}_+^{-1}(\star) \subset \mathcal{M}(M, M)$

It follows from standard transversality arguments that for a generic choice of auxiliary data  $\Xi$  and point  $\star$ , these moduli spaces are smooth manifolds.

Notice that although  $M \times \mathbb{R}^{N+} \times \mathbb{R}^{N-}$  is not compact, the behaviour of  $f$  at infinity ensures that the flow is complete. Moreover, our choice of constraints (hitting  $M \times \mathbb{R}^{N+}$  at the positive end of the trajectory or  $M \times \mathbb{R}^{N-}$  at the negative end) ensures that these moduli spaces are compact, up to broken configurations and zero length trajectories. We will still denote by  $\mathcal{M}(\cdot, \cdot)$  the compactification of the above moduli spaces. The expected dimensions for these moduli spaces are the following:

$$\begin{aligned}
 \dim \mathcal{M}(x_-, x_+) &= |x_-| - |x_+| - 1, & \dim \mathcal{M}(M, M) &= n + 1, \\
 \dim \mathcal{M}(x_-, M) &= |x_-|, & \dim \mathcal{M}(M, x_+) &= n - |x_+|, \\
 \dim \mathcal{M}(x_-, \star) &= |x_-| - n, & \dim \mathcal{M}(\star, x_+) &= -|x_+|, \\
 \dim \mathcal{M}(M, \star) &= 1, & \dim \mathcal{M}(\star, M) &= 1.
 \end{aligned}$$

Moreover, the boundary of these spaces are given by:

- $\partial \mathcal{M}(x_-, x_+) = \bigcup_{y \in \text{Crit}(f)} \mathcal{M}(x_-, y) \times \mathcal{M}(y, x_+)$ ,
- $\partial \mathcal{M}(x_-, M) = \bigcup_{y \in \text{Crit}(f)} \mathcal{M}(x_-, y) \times \mathcal{M}(y, M)$ ,
- $\partial \mathcal{M}(M, x_+) = \bigcup_{y \in \text{Crit}(f)} \mathcal{M}(M, y) \times \mathcal{M}(y, x_+)$ ,

### 3.2 Bouncing and hybrid trajectories

We now describe “bouncing” trajectories. A bouncing trajectory from a critical point  $x_-$  to a critical point  $x_+$  is an element of:

$$\begin{aligned} \mathcal{M}^\dagger(x_-, x_+) &= \mathcal{M}(x_-, M) \times_{\text{ev}_+, \text{ev}_-} \mathcal{M}(M, x_+) \\ &= \left\{ (u, v) \in \mathcal{M}(x_-, M) \times \mathcal{M}(M, x_+), \text{ev}_+(u) = \text{ev}_-(v) \right\} \end{aligned}$$

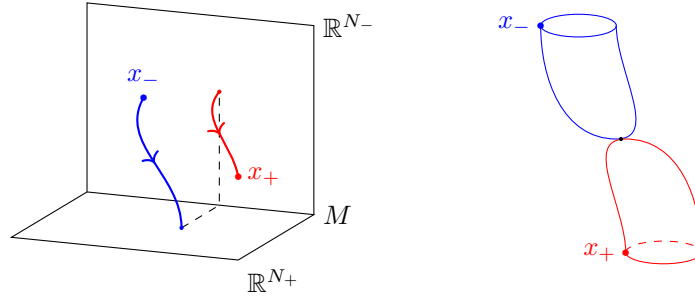


Figure 4: A bouncing trajectory in  $\mathcal{M}^\dagger(x_-, x_+)$ , and its Floer analog. Hybrid trajectories are bouncing trajectories using different Morse data on the different components, which is depicted by a change of color.

Notice that different auxiliary data can be used before and after the bounce, in which case we speak of hybrid trajectories.

**Remark 3.2.** In the (genuine) Morse setting, bouncing trajectories reduce to trajectories with a marked point.

Hybrid trajectories however are trajectories that flow according to the first Morse data down to some arbitrary point, and then flow according to the second data. These configurations are typically used to define a morphism from the Morse complex associated to the first data, to the Morse complex associated to the second one, and derive functoriality properties (although an explicit implementation of this construction is hard to spot in the literature ; see also the celebrated Piunikhin-Salamon-Schwarz morphism [PSS96] in the Floer setting, or [Bar+23] for a discussion of functoriality properties of Morse Homology in the context of “DG” coefficients).

Of course the same definition of bouncing trajectories can be given for any kind of constraints at start or end. In particular, we let:

$$\begin{aligned} \mathcal{M}^\dagger(x_-, M) &= \mathcal{M}(x_-, M) \times_{\text{ev}_+, \text{ev}_-} \mathcal{M}(M, M) \\ \mathcal{M}^\dagger(M, x_+) &= \mathcal{M}(M, M) \times_{\text{ev}_+, \text{ev}_-} \mathcal{M}(M, x_+) \\ \mathcal{M}^\dagger(M, M) &= \mathcal{M}(M, M) \times_{\text{ev}_+, \text{ev}_-} \mathcal{M}(M, M) \end{aligned}$$

Again, classical transversality arguments show that for a generic choice of auxiliary data, these moduli spaces are smooth manifolds with corners.

**Definition 3.3.** A choice  $(\Xi, \star)$  of a Morse data and a base point  $\star$  will be said to be regular if all the moduli spaces  $\mathcal{M}(x_-, x_+)$ ,  $\mathcal{M}(x_-, M)$ ,  $\mathcal{M}(M, x_+)$  and  $\mathcal{M}(M, M)$  are cutout transversely, and all possible pairs of evaluation maps  $(\text{ev}_+, \text{ev}_-)$  defined on these moduli spaces

$$\begin{array}{ccccc}
\mathcal{M}(x_-, M) & & & & \mathcal{M}(M, x_+) \\
& \searrow & & \swarrow & \\
\mathcal{M}(\star, M) & \xrightarrow{\text{ev}_+} & M & \xleftarrow{\text{ev}_-} & \mathcal{M}(M, \star) \\
& \nearrow & & \nwarrow & \\
\mathcal{M}(M, M) & & & & \mathcal{M}(M, M)
\end{array} ,$$

are transverse, i.e. if all the moduli spaces of bouncing trajectories  $\mathcal{M}^\dagger(\cdot, \cdot)$  for all possible constraints at the ends are cut out transversely.

Again, by classical transversality arguments, this condition is a generic condition.

Notice that a trajectory in  $\mathcal{M}(M, M)$  is parametrized by a bounded interval in  $\mathbb{R}$ . This introduces a new boundary component, in addition to the usual possible break at an intermediate point, as the length of this interval may vanish. The same holds for all the moduli spaces where the trajectories have a component parametrized by a compact interval, in particular for moduli spaces of bouncing trajectories with at least one constraint that is not a critical point, like  $\mathcal{M}^\dagger(x_-, M)$ ,  $\mathcal{M}^\dagger(M, x_+)$ , or  $\mathcal{M}^\dagger(M, M)$ .

In particular, we have:

$$\begin{aligned}
\partial\mathcal{M}^\dagger(x_-, x_+) &= \mathcal{M}(x_-, y) \times \mathcal{M}^\dagger(y, x_+) \cup \mathcal{M}^\dagger(x_-, y) \times \mathcal{M}(y, x_+) \\
\partial\mathcal{M}^\dagger(x_-, M) &= \mathcal{M}(x_-, y) \times \mathcal{M}^\dagger(y, M) \cup \mathcal{M}^\dagger(x_-, y) \times \mathcal{M}(y, M) \cup \\
&\quad \cup \mathcal{M}(x_-, M)', \\
\partial\mathcal{M}^\dagger(M, x_+) &= \mathcal{M}(M, y) \times \mathcal{M}^\dagger(y, x_+) \cup \mathcal{M}^\dagger(M, y) \times \mathcal{M}(y, x_+) \cup \\
&\quad \cup \mathcal{M}(M, x_+)', \\
\partial\mathcal{M}^\dagger(M, M) &= \mathcal{M}(M, y) \times \mathcal{M}^\dagger(y, M) \cup \mathcal{M}^\dagger(M, y) \times \mathcal{M}(y, M) \cup \\
&\quad \cup \mathcal{M}(M, M)''.
\end{aligned}$$

Here,  $\mathcal{M}(x_-, M)'$  denotes the inclusion of  $\mathcal{M}(x_-, M)$  in  $\mathcal{M}^\dagger(x_-, M)$  obtained by adding a zero length trajectory at the end,  $\mathcal{M}(M, x_+)'$  by adding it at start, and  $\mathcal{M}(M, M)''$  by adding it either at end or at start or both.

From now on, we work under the assumption that the choice of Morse data and base point is regular.

## 4 Generators

In this section, the generators of the stable Morse fundamental group are defined. This construction is already sketched in [Bar18], but we recall it there with a little more details.

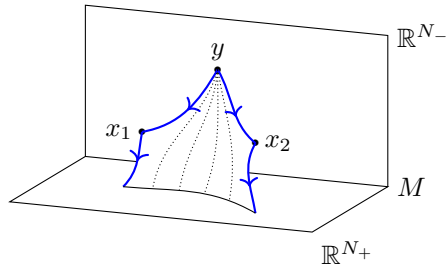


Figure 5: A stable Morse step through a critical point  $y$ .

Recall from the previous section that we now work under the assumption that the Morse data and base point are regular, which implies that the moduli spaces of augmentation like trajectories are cutout transversely.

In particular, if  $y$  is an index 1 critical point of  $f$ ,  $\mathcal{M}(y, M)$  is 1-dimensional. When non trivial, the boundary of a component of such a space consists of two points, which are two broken configurations  $(\beta_0, \alpha_0)$  and  $(\beta_1, \alpha_1)$  where

- $\beta_i \in \mathcal{M}(y, x_i)$  for some  $x_i$  such that  $|x_i| = 0$
- $\alpha_i \in \mathcal{M}(x_i, M)$ .

**Definition 4.1.** A (stable) Morse step through an index 1 critical point  $y$  is an oriented component of the moduli space  $\mathcal{M}(y, M)$  that has non empty boundary. A step  $\sigma$  will be identified by the ends  $(\beta_0, \alpha_0)$  and  $(\beta_1, \alpha_1)$  of the component.

If  $\sigma$  is a step,  $\bar{\sigma}$  will denote the same step with the opposite orientation.

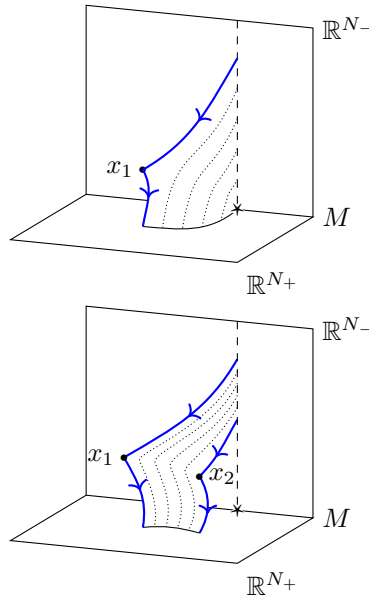


Figure 6: The two kinds of stable Morse step through the base point  $\star$ .

Consider the similar definition where  $y$  is replaced by the base point  $\star$ :

**Definition 4.2.** *A stable Morse step through the base point  $\star$  is an oriented component of the moduli space  $\mathcal{M}(\star, M)$  with non empty boundary.*

*Among these components, exactly one (with two possible orientations) has the zero-length trajectory at  $\star$  on its boundary.*

*All the other components have a boundary of the form  $((\beta_0, \alpha_0), (\beta_1, \alpha_1))$ , with  $\beta_i \in \mathcal{M}(\star, x_i)$  for some  $x_i \in \text{Crit}_0(f)$ , and  $\alpha_i \in \mathcal{M}(x_i, M)$ .*

From the notion of Morse step, we derive that of Morse loop:

**Definition 4.3.** *Two Morse steps (through a critical point or the base point) are said to be consecutive if the end  $(\beta, \alpha)$  of the first one and the start  $(\beta', \alpha')$  of the second one are such that  $\alpha = \alpha'$ .*

*A Morse loop is a sequence of consecutive Morse steps starting and ending at  $\star$  (the zero-length trajectory at  $\star$ ).*

*Finally, let  $\mathcal{L}(\Xi, \star)$  be the group of Morse loops, for the concatenation, modulo the relations  $\sigma\bar{\sigma} = \bar{\sigma}\sigma = 1$ .*

**Remark 4.4.** We will also speak of stable Morse free loops: these are loops of consecutive steps, but the constraint of starting from  $\star$  is relaxed.

Consider a Morse step  $\sigma$ . Since  $\sigma$  is an oriented compact interval, one can pick a parametrization of  $\sigma$  by  $[0, 1]$  and consider the evaluation map

$$\begin{aligned} \text{ev}(\sigma) : \quad [0, 1] &\longrightarrow M \\ \lambda &\longmapsto \text{ev}_+(u_\lambda) \end{aligned}$$

(where  $\pi : M \times \mathbb{R}^{N+} \rightarrow M$  is the first projection). This defines a path in  $M$ . It does depend on the choice of parametrization of  $\sigma$ , but its homotopy class with fixed ends does not, and we obtain a well defined map:

$$\begin{aligned} \mathcal{L}(\Xi, \star) &\xrightarrow{\text{ev}} \pi_1(M, \star) \\ (\sigma_1, \dots, \sigma_N) &\longmapsto \text{ev}(\sigma_1) \cdots \text{ev}(\sigma_N) \end{aligned} \quad (2)$$

**Theorem 4.5.** *The above evaluation map  $\text{ev} : \mathcal{L}(\Xi, \star) \rightarrow \pi_1(M, \star)$  is surjective.*

This will be proved in the next section, as a consequence of proposition 5.2.

## 5 Crocodile Walks

In this section, we recall briefly the crocodile walk procedure from [Bar18].

Consider a based loop  $\gamma : [0, 1] \rightarrow M$  in  $M$ , and suppose it is transversal to all the evaluation maps

$$\mathcal{M}(M, x_+) \xrightarrow{\text{ev}_-} M$$

for all the critical points  $x_+$ , and to  $\mathcal{M}(M, M) \xrightarrow{\text{ev}_-} M$ .

Consider then the moduli space

$$\begin{aligned} \mathcal{M}(\gamma, M) &= [0, 1] \times_{\gamma, \text{ev}_-} \mathcal{M}(M, M) \\ &= \{(\tau, u) \in [0, 1] \times \mathcal{M}(M, M), \gamma(\tau) = \text{ev}_-(u)\} \end{aligned}$$

i.e. the space of arcs of flow lines running from some point in  $\gamma \times \mathbb{R}^{N-}$  to some point in  $M \times \mathbb{R}^{N+}$ . To be more precise, the configuration also remembers the time parameter along  $\gamma$  of the starting point on  $\gamma$ , which makes a difference when  $\gamma$  is not injective, and in particular for  $\star$ , that can be seen as  $\gamma(0)$  or  $\gamma(1)$ .

This space is a smooth 2-dimensional manifold with boundary and corners. Its boundary is hence a collection of topological loops, and consists of trajectories from  $\gamma$  to  $M$  that are broken once or twice, or have zero length.

The corners of  $\mathcal{M}(\gamma, M)$  is the finite set

$$B = \bigcup_{y, x \in \text{Crit}(f)} \mathcal{M}(\gamma, y) \times \mathcal{M}(y, x) \times \mathcal{M}(x, M) \bigcup_{x \in \text{Crit}(f)} \mathcal{M}(\star, x) \times \mathcal{M}(x, M) \bigcup \{\star\}. \quad (3)$$

It consists of:

- trajectories that are broken twice, in which case we call the first break along the trajectory the upper degeneracy, and the second the lower one,
- trajectories that start from one end of  $\gamma$  and are broken once: “starting at an end of  $\gamma$ ” is the upper degeneracy, and the break is the lower one,
- trajectories that start at an end of  $\gamma$  (i.e. at  $\star$ , seen either as  $\gamma(0)$  or  $\gamma(1)$ ) and have zero length: “starting at an end of  $\gamma$ ” is the upper degeneracy, and “having zero length” is the lower one,

At each such configuration, one can resolve either the upper or the lower degeneracy, preserving the other one. For convenience, we call the resolution of an upper or lower degeneracy an upper or lower “gluing”, even if the degeneracy is not actually a trajectory break.

Such an operation selects a 1-dimensional arc in the boundary of  $\mathcal{M}(\gamma, M)$ , whose other end is again a point in  $B$ . In other words, the boundary components of  $\mathcal{M}(\gamma, M)$  that contain corners form a graph, whose vertices are the elements of  $B$  and do all have a valency of 2, and whose edges correspond to upper or lower gluings.

In particular, this graph is a collection of loops, and each of them defines (up to orientation) a cyclic sequence of elements of  $B$  related by alternating upper and lower gluings.

We call such a sequence the *crocodile walk* along the corresponding boundary component of  $\partial\mathcal{M}(\gamma, M)$ . Arcs that correspond to upper gluings are called upper steps, and arcs associated to lower gluings are called lower steps.

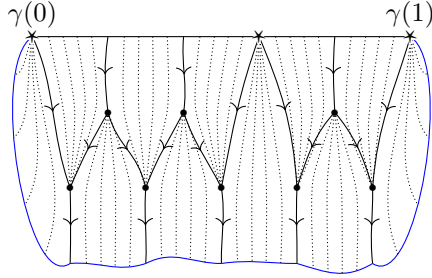


Figure 7: Crocodile walk associated to a loop  $\gamma$ .

We are interested in the boundary component of  $\mathcal{M}(\gamma, M)$  that contains the zero length trajectory  $\{\star\}$ , seen as  $\gamma(0)$ .

The “upper gluing” in this case, consists in relaxing the condition of starting at an end of  $\gamma$  while keeping that of having zero length: it is nothing but the path  $\gamma$  itself, seen as a one parameter of zero length trajectories, and its other end is the zero length trajectory at  $\star$ , now seen as  $\gamma(1)$ .

In the other direction, the walk associated to this boundary component starts with a lower gluing, and gives an alternating sequence of upper and lower gluings

$$\{\star\} = u_1 \xrightarrow{\ell_1} u_2 \xrightarrow{h_1} u_3 \xrightarrow{\ell_2} u_4 \cdots u_{2N-1} \xrightarrow{\ell_N} u_{2N} = \{\star\} \quad (4)$$

until the zero length trajectory at  $\gamma(1)$  is reached. Here, each  $u_i$  is a configuration in  $B$ , and each edge  $\ell_i$  is a lower gluing.

In particular,  $l_i$  is a family of trajectories of the form  $\lambda_i \cdot \sigma_i$ , where  $\lambda_i$  is a fixed trajectory that is either a trajectory from  $\gamma$  to an index 1 critical point  $y_i$  or the zero length trajectory at  $\star$ , and  $\sigma_i$  is a Morse step through  $y_i$  or  $\star$ . Observe moreover that the Morse steps in the sequence  $\sigma_1 \dots \sigma_N$  are consecutive.

**Definition 5.1.** *With the above notations, define the Morse loop associated to  $\gamma$  by the crocodile walk process as*

$$\Theta(\gamma) = \sigma_1 \dots \sigma_N. \quad (5)$$

Theorem 4.5 is a direct consequence of the following proposition:

**Proposition 5.2.** *With the above notations,  $\gamma$  and  $\text{ev}(\Theta(\gamma))$  are homotopic as topological based loops.*

*Proof.* We can use the value of  $-f$  as a parametrization of the trajectories in  $\mathcal{M}(y, M)$ . Moreover, for compactness reason, the lengths of the corresponding intervals are uniformly bounded. This means that we can find a uniform reparametrization  $\theta$  of all the trajectories by  $[0, 1]$ . As a consequence, we obtain an evaluation map of the form

$$\begin{aligned} \mathcal{M}(y, M) \times [0, 1] &\longrightarrow M \\ (u, t) &\longmapsto \pi(u(\theta_u(t))) \end{aligned}$$

We pick such choices for all the moduli spaces involved in the crocodile walk. Since a step  $\ell_i$  or  $h_i$  is (the product of a constant trajectory with) a component of a moduli space of the form  $\mathcal{M}(y, M)$  or  $\mathcal{M}(\star, M)$  that is homeomorphic to a segment, it can be parametrized by  $[0, 1]$ , and the above evaluation induces a collection of maps

$$\Delta_i = [0, 1]^2 \xrightarrow{\text{ev}_{\ell_i}} M, \quad \Delta'_i = [0, 1]^2 \xrightarrow{\text{ev}_{h_i}} M.$$

Finally,

$$\text{ev}_{\ell_i}|_{\{1\} \times [0,1]} = \text{ev}_{h_i}|_{\{0\} \times [0,1]} \quad \text{and} \quad \text{ev}_{h_i}|_{\{1\} \times [0,1]} = \text{ev}_{\ell_{i+1}}|_{\{0\} \times [0,1]}$$

so that these squares patch side to side to form a wider square, whose evaluation to  $M$  is

- constant equal to  $\star$  on the left and right sides,
- the evaluation  $\text{ev}(\Theta(\gamma))$  on the lower side,
- factors through  $\gamma$  on the upper side, by a map that sends 0 to 0 and 1 to 1.

The upper side hence covers the loop  $\gamma$  with degree 1, and this square defines an homotopy from  $\gamma$  to  $\text{ev}(\Theta(\gamma))$ .  $\square$

## 5.1 Upward crocodile walk.

Finally, in all the above construction, up and down, start and end, can be swapped, and we can do the same work in  $\mathcal{M}(M, \gamma)$  instead of  $\mathcal{M}(\gamma, M)$ . The boundary of this space can be walked through in the very same way as before, and we speak of the upward crocodile walk.

Equivalently, we could replace  $f$  by  $-f$  (which also replaces the quadratic form at infinity by its opposite, and hence swaps  $\mathbb{R}^{N+}$  and  $\mathbb{R}^{N-}$ ) in the above construction, but still remember the direction of the trajectories.

Notice that in this version, the role previously played by index 0 and 1 points is now played by index  $n$  and  $n - 1$  points.

Consider now a generic loop in  $M$ , and both downward and upward crocodile walks on this loop. Each of them is a one parameter family of trajectories in  $\mathcal{M}(\gamma, M)$  and  $\mathcal{M}(M, \gamma)$  that split as a sequence of upper and lower steps. Recall that as a fiber product the spaces  $\mathcal{M}(\gamma, M)$  and  $\mathcal{M}(M, \gamma)$  are endowed with projection to  $[0, 1]$ , which is the source of  $\gamma$ . Observe moreover that during a lower (resp. upper) step of the downward (resp. upward) crocodile walk, this projection is constant. Call the corresponding point on  $\gamma$  the attachment point of the corresponding step.

Then, for a generic choice of Morse data and loop  $\gamma$ , the attaching points of lower and upper steps are all different, except for the steps through the base point, where it is always  $\star$  by definition.



This special behaviour makes the steps through the base point a particular case, that may require special attention in all the subsequent definitions. To avoid this and keep things uniform, we prefer to regard this as a lack of genericity, due to the fact we use the same base point for upward and downward crocodile walks, and solve this we fix another base point  $\star$ , that is be a small perturbation of  $\star$ , to be used as the base point for upward crocodile walks.

Notice that transversality with  $\mathcal{M}(M, M) \xrightarrow{\text{ev}_+} M$  and  $\mathcal{M}(M, M) \xrightarrow{\text{ev}_-} M$  for the base point is an open condition in our context, we can choose  $\star$  in such a way that there is a path  $\delta$  from  $\star$  to  $\star$  such that all its points remain transverse to both  $\text{ev}_-$  and  $\text{ev}_+$  on  $\mathcal{M}(M, M)$ .

**Definition 5.3.** *A Morse co-step is a component with boundary of a moduli space  $\mathcal{M}(b, M)$  for some  $b \in \text{Crit}_{n-1}(f)$ , or of  $\mathcal{M}(\star, M)$ .*

The upward crocodile walk then turns a (generic) loop  $\gamma$  based at  $\star$  into a sequence

$$\Xi(\gamma) = \tau_1 \cdots \tau_k \tag{6}$$

of consecutive Morse co-steps, from  $\star$  to  $\star$ , such that its evaluation in  $M$  is homotopic to  $\gamma$ .

## 6 Relations

### 6.1 Relation patch

Consider a sequence  $\sigma = (\sigma_1 \dots \sigma_k)$  of consecutive Morse steps. To fix notations, consider that  $\sigma_i$  starts from  $(\beta_i, \alpha_i) \in \mathcal{M}(y_i, x_i) \times \mathcal{M}(x_i, M)$  and ends at  $(\beta'_i, \alpha'_i) \in \mathcal{M}(y_i, x'_i) \times \mathcal{M}(x'_i, M)$ . Because the steps are consecutive, we have, for  $i \in \{1, \dots, k-1\}$ :

$$x'_i = x_{i+1} \quad \text{and} \quad \alpha'_i = \alpha_{i+1}.$$

Notice that we can have  $y_i = \star$ , in which case  $\beta_i$  (resp.  $\beta'_i$ ) is the 0-length trajectory at  $\star$  or a trajectory from  $\star$  to  $x_i$  (resp.  $x'_i$ ).

**Definition 6.1.** *Consider an index  $n$  critical point  $a \in \text{Crit}_n(f)$ . A path  $[0, 1] \xrightarrow{\lambda} \partial\mathcal{M}^\dagger(a, M)$  is said to extend a sequence of consecutive steps  $\sigma = (\sigma_1 \dots \sigma_k)$  if there are times  $0 = t_0 < \dots < t_{2k+1} = 1$  such that*

- on  $[t_{2i}, t_{2i+1}]$ ,  $\lambda(t)$  is a path of trajectories that are all broken at  $x_{i+1}$  and end with  $\alpha_{i+1}$ ,
- on  $[t_{2i-1}, t_{2i}]$ ,  $\lambda(t)$  is a path of the form  $\{u\} \times \sigma_i$ , where  $u$  is a fixed trajectory in  $\mathcal{M}^\dagger(a, y_i)$ .

**Remark 6.2.** This notion, of a path of trajectories “extending” a sequence of Morse steps, can obviously be defined in other moduli spaces. For instance, the construction of the crocodile walk along a loop  $\gamma$  in  $M$  can be seen as a path in  $\mathcal{M}(\gamma, M)$  that extends the corresponding Morse loop.

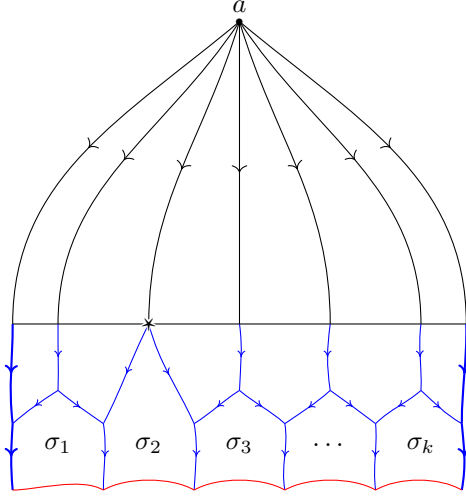


Figure 8: A path in  $\mathcal{M}^\dagger(a, M)$ , based on a sequence of Morse steps.

When a path  $\lambda$  extends a sequence of consecutive Morse steps, we will refer to the sequence of Morse steps as “the lower part” of  $\lambda$ .

**Definition 6.3.** A relation patch is a couple  $(a, (\lambda_0, \dots, \lambda_N))$  where  $a \in \text{Crit}_n(f)$  is an index  $n$  critical point, and  $(\lambda_0, \dots, \lambda_N)$  is a cyclic sequence of paths in  $\mathcal{M}^\dagger(a, M)$  such that

- each  $\lambda_i$  is an extension of a sequence of consecutive Morse steps,
- except when  $N = 0$  and  $\lambda_0$  is a loop, for each  $i$ , there is a trajectory  $u_i$  from  $a$  to some  $n - 1$  critical point  $b_i$  or  $*$ , such that the trajectories at the end of  $\lambda_i$  and at the start of  $\lambda_{i+1}$  both start with  $u_i$ , i.e. take the form

$$\lambda_i(1) = u_i \cdot v \cdot \alpha \qquad \lambda_{i+1}(0) = u_i \cdot v' \cdot \alpha'$$

where  $\alpha$  (resp.  $\alpha'$ ) is the end (resp. start) of the last (resp. first) step  $\lambda_i$  (resp.  $\lambda_{i+1}$ ) is an extension of (see figure 9).

Moreover we call the set  $((v, \alpha), (v', \alpha'))$  formed by the parts of the end of  $\lambda_i$  and the start of  $\lambda_{i+1}$  that are below their shared trajectory  $u_i$  an open edge of the patch  $(a, (\lambda_0, \dots, \lambda_N))$ .

**Remark 6.4.** In practice, we will only need to work with patches having 0, 1, or 2 open edges.

**Proposition 6.5.** Given a patch  $(a, (\lambda_0, \dots, \lambda_N))$  as in definition 6.3, there is a continuous 2-disc  $\Delta \xrightarrow{\text{ev}} M$  whose boundary splits as a cyclic sequence of intervals, where  $\text{ev}$  is alternately

- the evaluation in  $M$  of the sequence of Morse steps forming the bottom part of  $\lambda_i$ ,

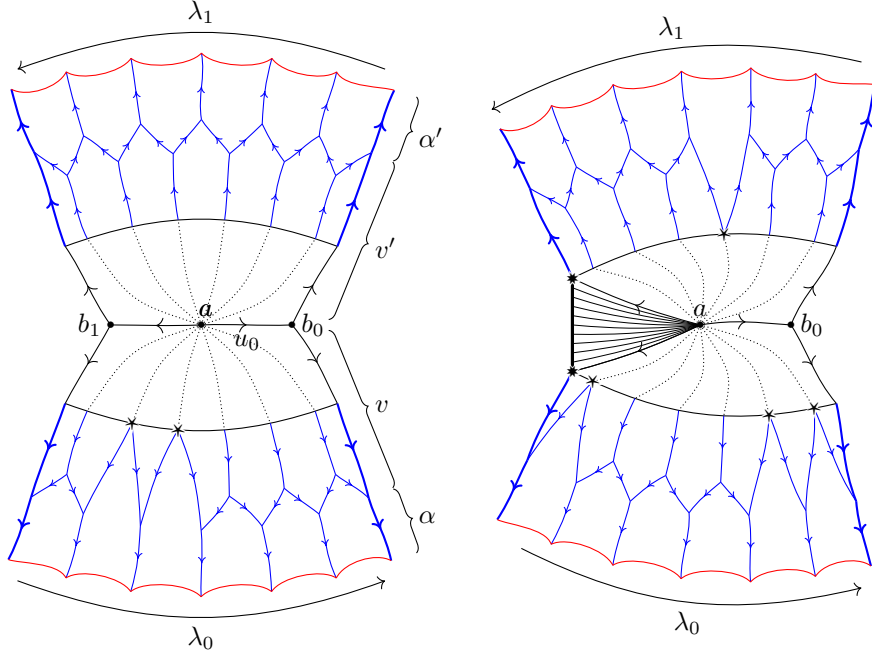


Figure 9: Two relation patches, with 2 “open edges” (the non red parts of the boundary). For convenience, the single trajectory from  $a$  to  $*$  is repeated on the drawing to form an edge.

- the projection in  $M$  of the open edge between  $\lambda_i$  and  $\lambda_{i+1}$ .

*Proof.* All the trajectories in  $\mathcal{M}^\dagger(a, M)$  are parametrized by compact intervals, whose length is continuous, and bounded away from 0. In particular, they can be uniformly reparametrized, to obtain an evaluation map

$$\mathcal{M}^\dagger(a, M) \times [0, 1] \rightarrow M.$$

Given a patch as in definition 6.3, each path  $\lambda_i$  induces an evaluation from a square  $[0, 1] \times [0, 1]$  to  $M$ . Notice that all these trajectories start at  $a$ , so that this evaluation factors through the quotient  $[0, 1] \times [0, 1]/[0, 1] \times \{0\}$ .

Moreover, we can fix parametrization of the trajectories  $(u_i)$  that are shared by consecutive paths and manage to have them appear on the first halves  $\{1\} \times [0, \frac{1}{2}]$  and  $\{0\} \times [0, \frac{1}{2}]$  of the relevant sides. Gluing the rectangles along these half sides, and collapsing  $[0, 1] \times \{0\}$  to a point, we obtain a disc  $\Delta_{a, \lambda}$  associated to the initial patch, endowed with an evaluation map to  $M$  satisfying the desired properties.  $\square$

**Definition 6.6.** Consider two relation patches  $(a_0, \lambda)$  and  $(a_1, \mu)$ , and choose an open edge  $((v_0, \alpha_0), (v'_0, \alpha'_0))$  and  $((v_1, \alpha_1), (v'_1, \alpha'_1))$  on each of them. The two patches are said to match along these open edges if

$$(v_0, \alpha_0) = (v'_1, \alpha'_1) \quad \text{and} \quad (v'_0, \alpha'_0) = (v_1, \alpha_1). \quad (7)$$

(see figure 10).

**Remark 6.7.** Let  $\lambda_i$  be the path at the end of which  $(v'_0, \alpha'_0)$  appears in the first patch, and  $\sigma = (\sigma_{i,1}, \dots, \sigma_{i,k_i})$  be the sequence of Morse steps  $\lambda_i$  is based on. Similarly, let  $\mu_j$  be the path at the start of which  $(v_1, \alpha_1)$  appears in the second patch, and  $\tau = (\tau_{j,1}, \dots, \tau_{j,l_j})$  be the sequence of Morse steps  $\mu_j$  is based on.

Then it is a consequence of the definition that  $\sigma_{i,k_i}$  and  $\tau_{j,1}$  are consecutive steps, so that the concatenated sequence

$$\sigma_{i,1} \cdots \sigma_{i,k_i} \cdot \tau_{j,1} \cdots \tau_{j,l_j}$$

is still a sequence of consecutive Morse steps.

**Definition 6.8.** A tree of matching patches is a finite planar tree  $T$ , with one relation patch  $(a, \lambda)$  on each vertex, such that to each edge is associated to a pair of matching open edges, such that

1. all the open edges match by pairs,
2. at each vertex, the planar structure of the tree and of the patch agree.

**Remark 6.9.** In fact, we are only interested in the case where the tree  $T$  is a line. In this case, we may speak of a line of matching patches.

**Remark 6.10.** As already observed in remark 6.7, matching open edges allow to concatenate the corresponding sequences of Morse steps. In a tree of matching patches, since all the open edges match by pairs, the concatenation of all these sequences define a Morse (free) loop. Moreover, gluing the domains  $\Delta_{a,\lambda}$  associated to each patch (see 6.5) along matching edges, we obtain a domain homeomorphic to a planar tubular neighbourhood of the initial tree, which is a disc. Moreover, it is endowed with an evaluation map to  $M$ , whose restriction to the boundary is the evaluation of the Morse loop.

**Proposition 6.11.** Given a tree of matching relation patches, the concatenation of all the the bottom parts of the patches according to the matching open edges form a Morse free loop, whose evaluation in  $M$  is trivial.

*This loop will still be called the basis, or the bottom part, of the tree of patches.*

## 6.2 Generators for the relations

We abuse notation and for  $\gamma \in \mathcal{L}(\Xi, \star)$ , we write  $\Theta(\gamma)$  for  $\Theta(\text{ev}(\gamma))$  (see definition 5.1).

We define the following relations on  $\mathcal{L}(\Xi, \star)$ :

1.  $\gamma \sim \Theta(\gamma)$  for  $\gamma \in \mathcal{L}(\Xi, \star)$ , (see definition 5.1),
2.  $w\gamma w^{-1} \sim 1$  where  $\gamma$  is the bottom part of a tree of matching patches, and  $w$  is a Morse path from  $\star$  to the start of  $\gamma$ ,

and let  $\mathcal{R} = \mathcal{R}(\Xi, \star)$  denote the normal subgroup generated by these relations.

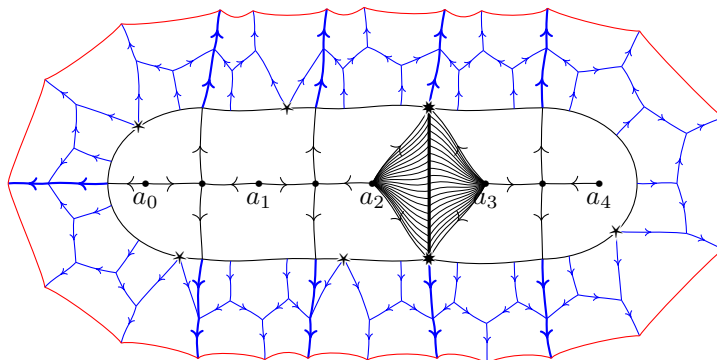


Figure 10: A line of matching patches.

**Remark 6.12.** Notice that in the (not stable) Morse setting, relations of type (1) are trivial, while relations of type (2) are generalizations to arbitrary index of the usual relations associated to index 2 critical points.

Relation of type (1) naturally appear when considering functoriality properties of the construction. Even in the (not stable) Morse setting, the natural way to define a morphism between the groups associated to two different Morse functions, is to flow down the loops associated to the first function along the gradient of the second. From our point of view, this means applying the crocodile walk associated to the second function to the loops associated to the first function.

In the particular case where the two functions are the same (or small perturbations of the same function) this operation should lead to the identity. In the (not stable) Morse setting, this operation happens to be the identity at the loop level, i.e. before taking any relation, into account. In general,  $\gamma$  and  $\Theta(\gamma)$  are different, and this identification is required.

**Proposition 6.13.** *Relations do all evaluate to the trivial class in  $\pi_1(M, \star)$ .*

*Proof.* As already observed,  $\gamma \in \mathcal{L}(\Xi, \star)$  and  $\Theta(\gamma)$  have homotopic evaluations in  $M$ , and a direct consequence of proposition 6.11 is that an evaluation of a relation associated to a tree of matching patches is trivial. Finally, since the evaluation is trivial on all the generators, it is also trivial on the generated normal subgroup  $\mathcal{R}$ .  $\square$

As a consequence, the evaluation map to  $\pi_1(M, \star)$  is well defined on the quotient  $\mathcal{L}(\Xi, \star)/\mathcal{R}$ .

**Theorem 6.14.** *The evaluation defines a group isomorphism:*

$$\mathcal{L}(\Xi, \star)/\mathcal{R} \xrightarrow[\sim]{\text{ev}} \pi_1(M, \star) .$$

Surjectivity is a direct consequence of proposition 5.2. The end of this section is dedicated to the proof of injectivity.

### 6.3 Preparation lemmas

The crocodile walk process turns a topological loop into a Morse loop by means of a one parameter family of trajectories that start on the topological loop, and end in  $M$ . However, the starting point of these trajectories does not need to run injectively from the start to the end of the topological loop: in general, it starts at the start, and ends at the end, but may go back and forth along the loop in between.

The construction to come to prove theorem 6.14 will be playing with downward and upward crocodile walks. In this section, we give technical lemmas that allow the required reparametrization to “synchronize” them.

**Lemma 6.15.** *Let  $\alpha : I_\alpha = [0, 1] \rightarrow [0, 1]$  and  $\beta : I_\beta = [0, 1] \rightarrow [0, 1]$  be continuous and piecewise smooth maps, with no common singular value, sending 0 to 0 and 1 to 1.*

*Then there are continuous maps  $\phi_\alpha$  and  $\phi_\beta$ , sending 0 to 0 and 1 to 1, making the following diagram commutative:*

$$\begin{array}{ccccc}
 [0, 1] & & & & \\
 \searrow & \xrightarrow{\phi_\beta} & & & \\
 & & I_\alpha \times I_\beta & \xrightarrow{\pi_2} & I_\beta \\
 \searrow & & \downarrow \pi_1 & & \downarrow \beta \\
 & & I_\alpha & \xrightarrow{\alpha} & [0, 1]
 \end{array} \quad (8)$$

**Remark 6.16.** Continuous piecewise smooth and smooth make no difference here as an injective reparametrization allows to turn the former into the latter. In practice however, these maps will come from evaluation of crocodile walks on the initial loop: they are typically continuous and piecewise smooth (they are constant on every other interval of some subdivision).

*Proof.* The fiber product  $I_\alpha \times_{\alpha, \beta} I_\beta$  is a piecewise smooth compact 1 dimensional manifold, with boundary living above 0 and 1 (for the projection  $\alpha \circ \pi_1 = \beta \circ \pi_2$ ) (see figure 11). If 0 is a regular value of  $\beta$  for instance, then the pre-image in  $I_\alpha \times_{\alpha, \beta} I_\beta$  of a small neighbourhood  $[0, \epsilon) \subset [0, 1]$  of 0 by  $\beta \circ \pi_2$  is homeomorphic to the pre-image in  $I_\alpha$  of some  $[0, \epsilon')$  by  $\alpha$ , and has therefore exactly one component that has boundary above 0.

The same holds above 1, and by compactness we conclude that exactly one component  $J$  of  $I_\alpha \times_{\alpha, \beta} I_\beta$  has boundary, and that this boundary has one point

above 0 and the other one above 1. Choosing a parametrization  $[0, 1] \xrightarrow{\theta} J \subset I_\alpha \times_{\alpha, \beta} I_\beta$  of this component, we obtain maps  $\phi_\beta = \pi_1 \circ \theta$  to  $I_\alpha$  and  $\phi_\alpha = \pi_2 \circ \theta$  to  $I_\beta$ , that send 0 to 0 and 1 to 1, and make the diagram (8) commutative.  $\square$

**Lemma 6.17.** *Consider a (generic) loop  $\gamma$  in  $M$ , the path  $\Gamma : [0, 1] \rightarrow \mathcal{M}(\gamma, M)$  associated to the crocodile walk along  $\gamma$ , and let  $\alpha = \pi_1 \circ \Gamma$  (i.e.  $\alpha$  is the map from  $[0, 1]$  to  $[0, 1]$  such that the trajectory  $\Gamma(t)$  starts at the the point  $\gamma(\alpha(t))$ ).*

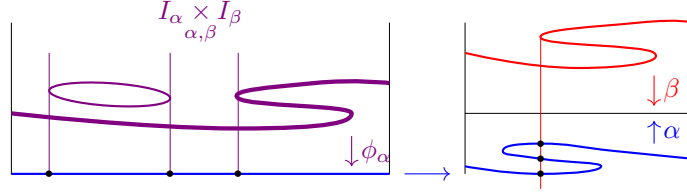


Figure 11: One component of fiber product  $I_{\alpha} \times I_{\beta}$  maps with degree 1 on  $I_{\alpha}$ .

Let  $\beta : [0, 1] \rightarrow [0, 1]$  be a map such that  $\alpha$  and  $\beta$  satisfy the assumptions in lemma 6.15.

Then, with the notation of lemma 6.15,  $\Gamma \circ \phi_{\alpha}$  still extends a sequence of consecutive steps, that is the same as the original one, up to cancellation of consecutive opposite steps.

**Remark 6.18.** For a general reparametrization  $\phi$ , notice that  $\Gamma \circ \phi$  may fail to genuinely be an extension of a sequence of steps, as it may make a U-turn while in the middle of a (lower) step for instance. Nevertheless,  $\pi_1 \circ \Gamma$  is constant when  $\Gamma$  is in a lower step, so that  $\Gamma \circ \phi$  can be deformed to either avoid this step all at once or go through it injectively, while keeping the projection  $\pi_1 \circ \Gamma \circ \phi$  unchanged.

The above statement then holds for general reparametrizations, up to these slight deformations.

*Proof.* To fix notations, let  $0 = t_0 < \dots < t_{2N} = 1$  be the times at which  $\Gamma$  switches from a low/upper step to an upper/lower step of the crocodile walk:  $\Gamma$  is going through a lower step on  $[t_{2i}, t_{2i+1}]$  and through an upper step on  $[t_{2i+1}, t_{2i+2}]$ .

Observe that  $\alpha$  is constant on an interval  $[t_{2i}, t_{2i+1}]$  on which  $\Gamma$  is going through a lower step. By construction of  $\phi_{\alpha}$ , this means that whenever  $\phi_{\alpha}$  enters  $[t_{2i}, t_{2i+1}]$  through one end, it goes through it injectively up to the other end. In other words, whenever  $\Gamma \circ \phi_{\alpha}$  enters a lower step, it is travelled injectively up to the other side: in particular, this implies that the path  $\Gamma \circ \phi_{\alpha}$  is indeed an extension of a sequence of consecutive Morse steps.

Moreover,  $\phi_{\alpha}$  sends 0 to 0 and 1 to 1, so that it is homotopic to the identity: we can pick a generic homotopy  $\{\phi_s\}$  for which, except for a finite number of values  $\{s_1, \dots, s_k\}$  of  $s$ , all the times  $t_i$  are regular values of  $\phi_s$ , and at a bifurcation time  $s_i$ , exactly one critical value, associated to exactly one non degenerate critical point does cross a time  $t_j$ .

Consider a parameter  $s \notin \{s_1, \dots, s_k\}$ . Then each time  $\phi_s$  enters an interval  $[t_{2i}, t_{2i+1}]$ , it does either exit it through the same end or through the other one, and in both cases,  $\phi_s$  can be deformed to either be constant at the relevant end or to travel through the interval injectively, without modifying the projection  $\pi_1(\Gamma \circ \phi_s)$ . After this modification,  $\Gamma \circ \phi_s$  is an extension of a sequence of consecutive steps.

Moreover, this sequence only depends on the direction in which  $\phi_s$  successively

crosses the set  $\{t_0, \dots, t_{2N}\}$ , and hence the sequence of Morse steps is locally constant away from the bifurcations  $\{s_1, \dots, s_k\}$ .

Finally, when crossing a bifurcation parameter  $s_i$ , the sequence of Morse steps is modified by either deleting or inserting a pair of opposite Morse steps. As a consequence, the initial and last sequences are the same up to cancellation of consecutive opposite Morse steps.  $\square$

## 6.4 Homotopy lemmas

**Lemma 6.19.** *Let  $(\gamma_s)_{s \in [0,1]}$  be a continuous family of based loops in  $M$  such that for each  $s$ ,  $\gamma_s$  is transversal to all the evaluation maps  $\mathcal{M}(M, M) \xrightarrow{\text{ev}^-} M$ . Then  $\Theta(\gamma_0) = \Theta(\gamma_1)$ .*

*Proof.* Since all the relevant maps remain transversal, the moduli space  $\mathcal{M}(\gamma_s, M)$  and its boundary depends continuously on  $s$ . Since the set of Morse steps is discrete, we conclude that  $\Theta(\gamma_s)$  is constant with respect to  $s$ .  $\square$

**Lemma 6.20.** *Let  $(\gamma_s)_{s \in [0,1]}$  be a continuous family of based loops in  $M$  such that the two ends  $\gamma_0$  and  $\gamma_1$  are transversal to  $\mathcal{M}(M, M) \xrightarrow{\text{ev}^-} M$ . Suppose moreover that for each  $s$ ,  $\gamma_s$  is transversal to the evaluation map  $\mathcal{M}(M, M) \xrightarrow{\text{ev}^+} M$ . Then  $\Theta(\gamma_0) = \Theta(\gamma_1)$  up to relations.*

*Proof.* Observe that our assumption essentially means that the moduli spaces defining the upward crocodile walk on  $\gamma_s$  are always well cut out transversely, and hence that the upward crocodile walk is constant. However, the loops  $\gamma_s$  are based at  $\star$ , and to avoid transversality/combinatorial discussions, we want to use the upward crocodile walk on loops based at  $\blackstar$  (see discussion before definition 5.3).

To this end, consider the path  $\gamma'_s = \delta^{-1}\gamma_s\delta$ , where  $\delta$  is a path from  $\star$  to  $\blackstar$  along which no transversality issue occurs.

Recall from section 5 that the crocodile walk along  $\gamma_\epsilon$  ( $\epsilon \in \{0, 1\}$ ) gives rise to a sequence of paths associated to alternating upper and lower gluings

$$\{\star\} = u_{\epsilon,1} \xrightarrow{\sigma_{\epsilon,1}} u_{\epsilon,2} \xrightarrow{h_{\epsilon,1}} u_{\epsilon,3} \xrightarrow{\sigma_{\epsilon,2}} u_{\epsilon,4} \cdots u_{\epsilon,2l-1} \xrightarrow{\sigma_{\epsilon,l}} u_{\epsilon,2l} = \{\star\}$$

Similarly, the upward crocodile walk along  $\gamma'_s$  gives rise to a sequence

$$\{\blackstar\} = v_{s,1} \xrightarrow{\tau_1} v_{s,2} \xrightarrow{g_{s,1}} v_{s,3} \xrightarrow{\tau_2} v_{s,4} \cdots v_{s,2k-1} \xrightarrow{\tau_k} v_{s,2k} = \{\blackstar\}$$

Notice that our transversality assumption ensures that the steps  $\tau_1, \dots, \tau_k$  do not depend on  $s$ , and that we can pick parametrizations of the whole path such that the upper steps are synchronous for all  $s$ .

The fact that the downward and upward walks above do not start and end at the same points is intentional to avoid artificial transversality issues. However, for them to still evaluate on the same topological loop in  $M$ , we now introduce a slight modification of the downward walks.



We first fix some notation: the step  $\sigma_{\epsilon,1}$  goes from the zero length trajectory  $u_{\epsilon,1} = (\star, \star, \star)$  to

$$u_{\epsilon,2} = (\star, \beta'_{\epsilon,1}, \alpha_{\epsilon,2}) \in \{\star\} \times \mathcal{M}(\star, x_{\epsilon,1}) \times \mathcal{M}(x_{\epsilon,1}, M),$$

and  $h_{\epsilon,1}$  from  $u_{\epsilon,2} = (\star, \beta'_{\epsilon,1}, \alpha_{\epsilon,2})$  to  $u_{\epsilon,3} = (\gamma_{\epsilon,2}, \beta_{\epsilon,2}, \alpha_{\epsilon,2})$ .

Since no transversality issue is supposed to occur along  $\delta$ , the trajectory  $\beta'_{\epsilon,1}$  can be tracked when  $\star$  is moved from  $\star$  to  $\star$  along  $\delta$ : this defines a 1-parameter family of trajectories in  $\mathcal{M}(\delta, x_{\epsilon,1})$ , running from  $\beta'_{\epsilon,1}$  to a trajectory  $\tilde{\beta}'_{\epsilon,1} \in \mathcal{M}(\star, x_{\epsilon,1})$ .

Concatenating these trajectories with  $\alpha_{\epsilon,2}$ , and reversing the orientation, we obtain a path  $\tilde{h}_{\epsilon,1}$  in  $\mathcal{M}(\delta, M)$  from  $\tilde{u}_{\epsilon,2} = (\star, \tilde{\beta}'_{\epsilon,1}, \alpha_{\epsilon,2})$  to  $u_{\epsilon,2} = (\star, \beta'_{\epsilon,1}, \alpha_{\epsilon,2})$ .

Doing the same thing at the end of the walk, we finally obtain the following modified sequences

$$\tilde{u}_{\epsilon,2} \xrightarrow{\tilde{h}_{\epsilon,1}} u_{\epsilon,2} \xrightarrow{h_{\epsilon,1}} u_{\epsilon,3} \xrightarrow{\sigma_{\epsilon,2}} u_{\epsilon,4} \cdots u_{\epsilon,2l-1} \xrightarrow{h_{\epsilon,l-1} \cdot \tilde{h}_{\epsilon,l-1}} \tilde{u}_{\epsilon,2l-1}$$

where

$$\tilde{u}_{\epsilon,2} = (\star, \tilde{\beta}'_{\epsilon,1}, \alpha_{\epsilon,2}) \quad \text{and} \quad \tilde{u}_{\epsilon,2l-1} = (\star, \tilde{\beta}_{\epsilon,2l-1}, \alpha_{2l-2}).$$

The net outcome of this discussion is that, up to a minor modification of the first and last steps of the original downward crocodile walks (i.e. associated to the base point  $\star$ ), we obtain upward and downward walks along the same path  $\gamma'_\epsilon$  ( $\epsilon \in \{0, 1\}$ ), that define paths

$$I_\epsilon^\downarrow = [0, 1] \xrightarrow{\Gamma_\epsilon^\downarrow} \mathcal{M}(\gamma'_\epsilon, M) \quad \text{and} \quad I_\epsilon^\uparrow = [0, 1] \xrightarrow{\Gamma_\epsilon^\uparrow} \mathcal{M}(M, \gamma'_\epsilon)$$

and for a generic choice of data, the composed maps

$$I_\epsilon^\downarrow \xrightarrow{\Gamma_\epsilon^\downarrow} \mathcal{M}(\gamma'_\epsilon, M) \xrightarrow{\pi_1} [0, 1] \quad \text{and} \quad I_\epsilon^\downarrow \xrightarrow{\Gamma_\epsilon^\uparrow} \mathcal{M}(M, \gamma'_\epsilon) \xrightarrow{\pi_2} [0, 1]$$

(where  $\pi_i$  is the corresponding projection in the fiber product to the source of  $\gamma'_\epsilon$ ) have no common singular values.

Applying lemma 6.15, we obtain maps  $\phi_{\epsilon,\alpha}$  and  $\phi_{\epsilon,\beta}$  sending 0 to 0 and 1 to 1 making the following diagram commutative:

$$\begin{array}{ccc} [0, 1] & \xrightarrow{\phi_{\epsilon,\beta}} & I_\epsilon^\uparrow \\ & & \downarrow \Gamma_\epsilon^\uparrow \\ & & \mathcal{M}(M, \gamma'_\epsilon) \\ & & \downarrow \pi_2 \\ \phi_{\epsilon,\alpha} \downarrow & & \downarrow \\ I_\epsilon^\downarrow & \xrightarrow{\Gamma_\epsilon^\downarrow} & \mathcal{M}(\gamma'_\epsilon, M) \xrightarrow{\pi_1} [0, 1] \end{array}$$

Moreover, according to lemma 6.17, the lower part of  $\Gamma_\epsilon^\downarrow \circ \phi_{\epsilon,\alpha}$  is the same as the lower part of  $\Gamma_\epsilon^\downarrow$  up to cancellation of consecutive opposite steps: in particular, they are the same in  $\mathcal{L}(\Xi, \star)/\mathcal{R}$  and we can replace  $\Gamma_\epsilon^\downarrow$  with  $\Gamma_\epsilon^\downarrow \circ \phi_{\epsilon,\alpha}$ .

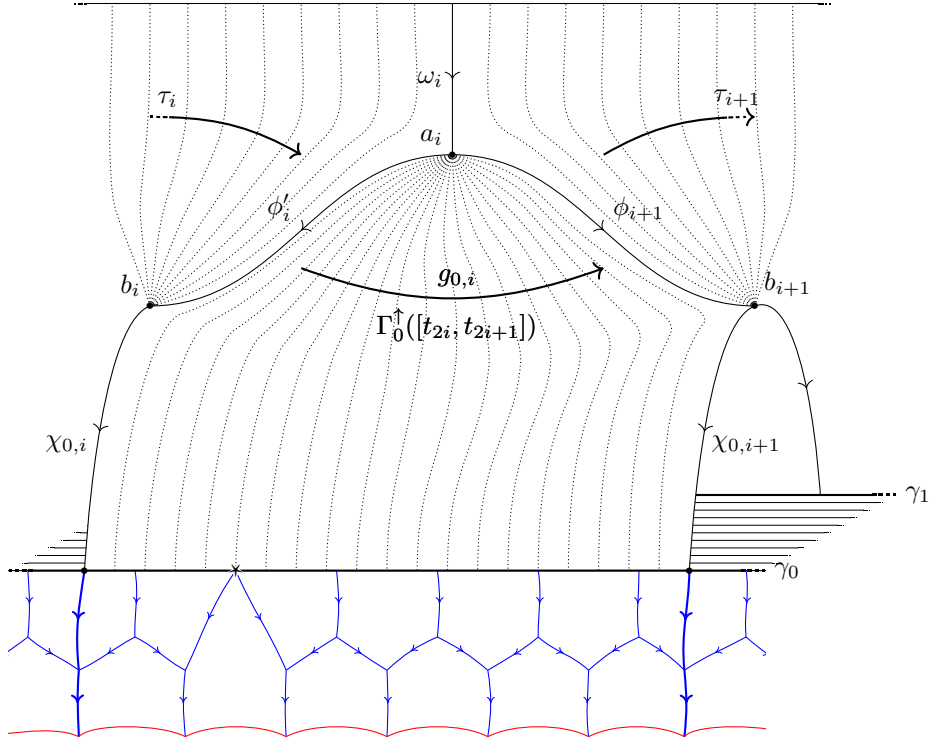


Figure 12: Upward and downward crocodile walks define matching patches.

Replacing also  $\Gamma_\epsilon^\uparrow$  with  $\Gamma_\epsilon^\uparrow \circ \phi_{\epsilon,\beta}$ , we end up as before with two upward and downward walks on  $\gamma'_\epsilon$ , with the additional property that they are now synchronized, i.e.:

$$\forall t \in [0, 1], \pi_1 \circ \Gamma_\epsilon^\downarrow(t) = \pi_2 \circ \Gamma_\epsilon^\uparrow(t).$$

This means that at every time  $t \in [0, 1]$ , the configuration  $(\Gamma_\epsilon^\uparrow(t), \Gamma_\epsilon^\downarrow(t))$  can be seen as a bouncing trajectory: this defines a path  $\Gamma_\epsilon^\uparrow$  in  $\mathcal{M}^\uparrow(M, M)$ .

More precisely, consider an interval  $[t_{2i}, t_{2i+1}]$  on which  $\Gamma_\epsilon^\uparrow$  is a lower step  $g_{\epsilon,i}$ . All the trajectories  $\Gamma_\epsilon^\uparrow(t)$  in this interval are of the form

$$g_{\epsilon,i}(t) = (\omega_i, \xi_{\epsilon,i}(t))$$

for a fixed trajectory  $\omega_i \in \mathcal{M}(M, a_i)$  for some index  $n$  critical point  $a_i$ , and where  $\xi_{\epsilon,i}$  is path in  $\mathcal{M}(a_i, M)$  from a boundary trajectory  $(\phi'_i, \chi_i)$  to another one  $(\phi_{i+1}, \chi_{i+1})$ . Here either  $\phi'_i \in \mathcal{M}(a_i, b_i)$  for some index  $n-1$  critical point and  $\chi_{\epsilon,i} \in \mathcal{M}(b_i, \gamma_\epsilon)$ , or  $\phi'_i \in \mathcal{M}(a_i, \star)$ , and  $\chi_{\epsilon,i}$  is the constant trajectory at  $\star$  (see figure 12).

Notice that neither  $a_i$ , nor  $\phi'_i$  nor  $\phi_{i+1}$  depends on  $\epsilon$ . As a consequence, the paths  $\lambda_0 = (\xi_{0,i}, \Gamma_{0|_{[t_{2i}, t_{2i+1}]}}^\downarrow)$  and  $\lambda_1 = (\xi_{1,i}, \Gamma_{1|_{[t_{2i}, t_{2i+1}]}}^\downarrow)^{-1}$ , seen as elements of  $\mathcal{M}^\uparrow(a_i, M)$  form a relation patch.

Such a patch has exactly 2 open edges, associated to  $\phi'_i$  and  $\phi_{i+1}$ .

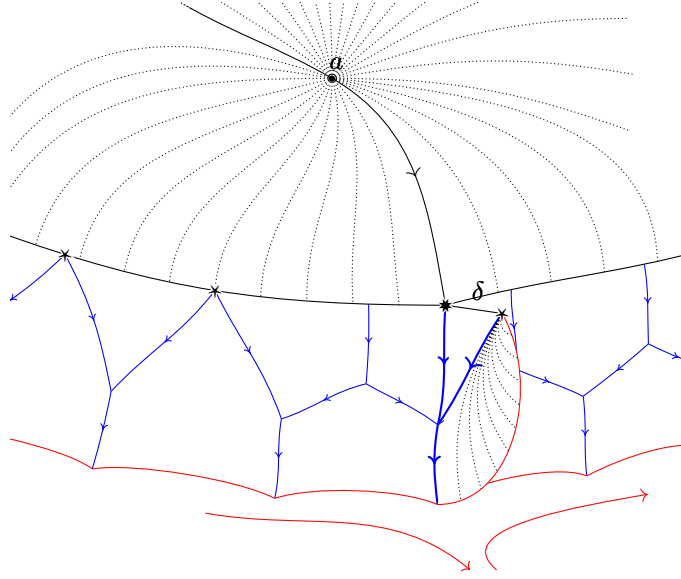


Figure 13: Rooting the Morse loop at  $\star$ .

Consider now the first patch, associated to  $a_1$ , and in this patch, the “first” open edge, i.e. the open edge associated  $\phi'_1$ .

It is associated to the start of the upward walk and the start of the modified downward walk: the part before the bounce reduces to the 0 length trajectory at  $\star$  and the part after the bounce is the trajectory  $\tilde{u}_{\epsilon,2}$ . It consists of the two trajectories

$$(\star, \tilde{u}_{0,2}) = (\star, \tilde{\beta}'_{0,1}, \alpha_{0,2}) \quad \text{and} \quad (\star, \tilde{u}_{1,2}) = (\star, \tilde{\beta}'_{1,1}, \alpha_{1,2})$$

Recall that  $(\beta_{0,1}, \alpha_{0,2})$  is one end of the step  $\sigma_{0,1}$  rooted at  $\star$  and whose other end is the zero length trajectory at  $\star$ . The same holds for  $(\beta_{1,1}, \alpha_{1,2})$ , and in particular, we have  $(\beta_{0,1}, \alpha_{0,2}) = (\beta_{1,1}, \alpha_{1,2})$ .

This means that the two trajectories forming the open edge are in fact the same: this open edge is artificial and can be considered as non-existent.

The same holds for the “last” open edge of the last patch. This edge is artificial and can be removed, so that in general, the last patch has only one open edge, unless there is only one patch, in which case the first and last ones are the same, and it has no open edge at all. This means that our sequence of patches is a line of matching relations patches, according to definition 6.8.

Let  $\rho$  denote the (free) Morse loop forming the bottom part of our matching patches. It starts with  $\sigma_{0,2}$  and ends with  $\sigma_{1,2}^{-1}$ .

It only remains to observe that the step  $\sigma_{0,1} = \sigma_{1,1}$  runs from the zero length trajectory  $\star$  to  $(\beta'_{0,1}, \alpha_{0,2}) = (\beta'_{1,1}, \alpha_{1,2})$ . As a consequence,  $\rho$  can be conjugated by  $\sigma_{0,1}$  (see figure 13):  $\sigma_{0,1} \cdot \rho \cdot \sigma_{0,1}^{-1}$  is a relation, and it is also equal to  $\Theta(\gamma_0)\Theta(\gamma_1)^{-1}$  up to cancellation of consecutive opposite steps.  $\square$

## 6.5 Proof of theorem 6.14

*Proof of theorem 6.14.* Consider a Morse loop  $\sigma = \sigma_1 \cdots \sigma_k$  and suppose that its evaluation  $\gamma = \text{ev}(\sigma)$  in  $M$  is trivial.

Since  $\sigma = \Theta(\sigma)$  up to a relation, we can replace  $\sigma$  by  $\Theta(\sigma)$ . We now have a topological loop  $\gamma$  in  $M$  that is homotopically trivial, and such that the downward crocodile along  $\gamma$  is  $\sigma$ .

Consider an homotopy  $\{\gamma_s\}_{s \in [0,1]}$  from  $\gamma$  to the constant loop at the base point. For a generic choice of this homotopy, the loop  $\gamma_s$  is transverse to all the relevant evaluation maps required to define the downward crocodile walk, except at a finite number of isolated values  $0 < s_1 < \cdots < s_N < 1$ . In the same way,  $\gamma_s$  can be supposed to be transverse to all the relevant evaluation maps required to define the upward crocodile walk, except for a finite set of values  $0 < s'_1 < \cdots < s'_{N'} < 1$ . Finally, for a generic choice of the homotopy, these two sets of values can be supposed to be disjoint:

$$\{s_i\}_{1 \leq i \leq N} \cap \{s'_i\}_{1 \leq i \leq N'} = \emptyset. \quad (9)$$

From lemma 6.19, on the components of  $[0, 1] \setminus \{s_i\}_{1 \leq i \leq N}$ ,  $\Theta(\gamma_s)$  is constant, and from lemma 6.20, on the components of  $[0, 1] \setminus \{s'_i\}_{1 \leq i \leq N'}$ ,  $\Theta(\gamma_s)$  is invariant up to relations. As a consequence, up to relations, we have  $\sigma = \Theta(\star)$ , so that  $\sigma$  is trivial up to relations.

□

## 7 Functoriality

Consider now two closed finite dimensional manifolds  $M$  and  $N$  and a continuous map  $M \xrightarrow{\phi} N$ .

Consider two sets of auxiliary data  $\Xi_M = (f, X, \star)$  on  $M$  and  $\Xi_N = (f', X', \star')$  on  $N$ , and a smooth perturbation  $\tilde{\phi}$  of  $\phi$  (still sending  $\star$  to  $\star'$ ). Define then the moduli spaces of hybrid trajectories from a critical point  $x$  of  $f$  to a critical point  $x'$  of  $f'$  as:

$$\begin{aligned} \mathcal{M}_{\tilde{\phi}}^{\dagger}(x, x') &= \mathcal{M}(x, M) \times_{\phi \circ \text{ev}_+, \text{ev}_-} \mathcal{M}(N, x') \\ &= \{(u, v) \in \mathcal{M}(x, M) \times \mathcal{M}(N, x'), \phi(\text{ev}_+(u)) = \text{ev}_-(v)\}. \end{aligned}$$

More generally, we call hybrid trajectories the elements of the fiber product  $\mathcal{M}_{\tilde{\phi}}^{\dagger}(\cdot, \cdot)$  over  $\phi \circ \text{ev}_+$  and  $\text{ev}_-$  of all the moduli spaces of the form  $\mathcal{M}(\cdot, M)$  and  $\mathcal{M}(N, \cdot)$ , for all possible constraints at start and end.

We work under the transversality assumption that all these moduli spaces are cutout transversely, and from classical transversality arguments, this is a generic condition on  $\Xi$ ,  $\Xi'$ , and  $\tilde{\phi}$ .

The composition

$$\Theta_{\tilde{\phi}} = \Theta_{N, \Xi'} \circ \tilde{\phi} \circ \text{ev}_+$$

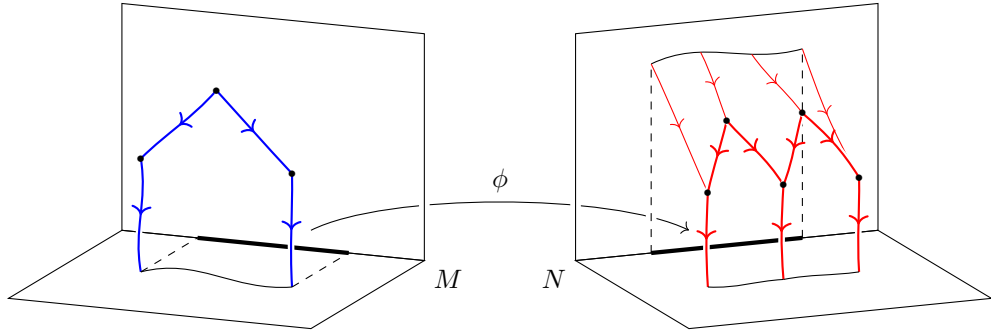


Figure 14: Direct map.

of the evaluation in  $M$ ,  $\tilde{\phi}$  and the crocodile walk in  $N$ , turns a Morse loop in  $M$  into a Morse loop in  $N$ , and can be entirely described in terms of moduli spaces of hybrid trajectories.

**Theorem 7.1.** *In the above situation, the map  $\Theta_{\tilde{\phi}}$  induces a group morphism  $\phi_* : \pi_1(M, \Xi) \rightarrow \pi_1(N, \Xi')$ , that does not depend on the choice of perturbation  $\tilde{\phi}$ .*

*When  $M = N$  and  $\phi = \text{Id}$ ,  $\phi_*$  is an isomorphism, and we identify the groups associated to different Morse data through this isomorphism.*

*Then we have the following properties:*

1.  $(\phi \circ \psi)_* = \phi_* \circ \psi_*$ ,
2.  $(\text{Id})_* = \text{Id}$ ,
3. *if  $\phi$  and  $\psi$  are homotopic as based maps, then  $\phi_* = \psi_*$ .*

*Proof.* The strategy of proof of the theorem 6.14 (i.e. using upward crocodile walks to cross transversality issues affecting the downward crocodile walk) could be adapted in this new setting to derive the required properties. However, they are all a consequence of the following commutative diagram, and similar properties for the topological direct map:

$$\begin{array}{ccc}
 \pi_1(M, \star; \Xi) & \xrightarrow{\tilde{\phi}_*} & \pi_1(N, \star'; \Xi') \\
 \text{ev}_* \downarrow \wr & & \text{ev}_* \downarrow \wr \\
 \pi_1^{(top)}(M, \star) & \xrightarrow{\phi_*^{(top)}} & \pi_1^{(top)}(N, \star')
 \end{array}$$

Here, commutativity of this diagram holds because crocodile walks preserve the homotopy class: given a Morse loop  $\gamma$  in  $M$ ,  $\text{ev}_+(\Theta_{N, \Xi'}(\tilde{\phi}(\text{ev}_+(\gamma))))$  is homotopic to  $\tilde{\phi}(\text{ev}_+(\gamma))$ , which in turn is homotopic to  $\phi(\text{ev}_+(\gamma))$ .  $\square$

## 7.1 Moving the base point

The previous section provided a morphism associated to a change of auxiliary data. To complete the picture, we now describe what happens when the base point is moved along a path.

Recall that a path  $\gamma$  is said to be regular with respect to a Morse data  $\Xi = (f, X)$  if the moduli spaces  $\mathcal{M}(\gamma, M)$  and  $\mathcal{M}(\gamma, x)$  are cutout transversely, i.e. if it is transverse to all the evaluation maps  $\mathcal{M}(M, M) \xrightarrow{\text{ev}_-} M$  and  $\mathcal{M}(M, x) \xrightarrow{\text{ev}_-} M$  for  $x \in \text{Crit}(f)$ .

**Theorem 7.2.** *Let  $M$  be a closed manifold and  $\gamma_* : [0, 1] \rightarrow M$  a continuous path from a point  $\star$  to another point  $\star'$  in  $M$ .*

*Given a regular stable Morse data  $\Xi = (f, X, \star)$  such that  $(f, X, \star')$  is also regular, and a smooth perturbation  $\tilde{\gamma}_*$  that is regular with respect to  $\Xi$ , there is group an isomorphism  $\phi_{\gamma_*} : \pi_1(M, \star; \Xi) \rightarrow \pi_1(M, \star'; \Xi)$  that is defined out of bouncing trajectories, and does not depend on the perturbation  $\tilde{\gamma}$ .*

*Proof.* Given a Morse loop  $\gamma$  based at  $\star$ ,  $\Theta(\tilde{\gamma}_*^{-1} \text{ev}_+(\gamma) \gamma_*)$  is well defined, and can be entirely described in terms of bouncing trajectories.

It induces a map  $\phi_{\gamma_*}$  at the  $\pi_1$  level, and the statement is a consequence of the commutative diagram

$$\begin{array}{ccc} \pi_1(M, \star; \Xi) & \xrightarrow{\phi_{\gamma_*}} & \pi_1(M, \star'; \Xi) \\ \text{ev}_* \downarrow \wr & & \text{ev}_* \downarrow \wr \\ \pi_1^{(top)}(M, \star) & \longrightarrow & \pi_1^{(top)}(M, \star') \end{array} .$$

□

## References

- [Bar+23] Jean-François Barraud et al. *Morse homology with DG coefficients*. 2023. arXiv: 2308.06104 [math.SG]. URL: <https://arxiv.org/abs/2308.06104>.
- [Bar18] Jean-François Barraud. “A Floer fundamental group”. In: *Ann. Sci. Éc. Norm. Supér. (4)* 51.3 (2018), pp. 773–809. ISSN: 0012-9593. DOI: 10.24033/asens.2366. URL: <https://doi.org/10.24033/asens.2366>.
- [Dam02] Mihai Damian. “On the stable Morse number of a closed manifold”. In: *Bull. London Math. Soc.* 34.4 (2002), pp. 420–430. ISSN: 0024-6093. DOI: 10.1112/S0024609301008955. URL: <https://doi.org/10.1112/S0024609301008955>.
- [Lat94] François Latour. “Existence de 1-formes fermées non singulières dans une classe de cohomologie de de Rham”. In: *Inst. Hautes Études Sci. Publ. Math.* 80 (1994), 135–194 (1995). ISSN: 0073-8301. URL: [http://www.numdam.org/item?id=PMIHES\\_1994\\_\\_80\\_\\_135\\_0](http://www.numdam.org/item?id=PMIHES_1994__80__135_0).
- [PSS96] S. Piunikhin, D. Salamon, and M. Schwarz. “Symplectic Floer-Donaldson theory and quantum cohomology”. In: *Contact and symplectic geometry (Cambridge, 1994)*. Vol. 8. Publ. Newton Inst. Cambridge Univ. Press, Cambridge, 1996, pp. 171–200. ISBN: 0-521-57086-7.