

Ordered Weighted Averaging for Combinatorial Decision Problems with Interval Uncertainty

Werner Baak¹ and Marc Goerigk^{*1}

¹Business Decisions and Data Science, University of Passau,
Dr.-Hans-Kapfinger-Str. 30, 94032 Passau, Germany

This paper introduces a novel approach to applying the Ordered Weighted Averaging (OWA) operator for uncertain combinatorial problems characterized by interval uncertainty. In this setting, an interval of possible cost outcomes is known for each item, and we would like to minimize the sum of these item costs. By using a weighted integral over the Value-at-Risk, our method provides a more nuanced representation of uncertainty and the decision-maker's risk attitude than a previously proposed OWA aggregation method. We analyze fundamental properties of the OWA operator we propose, show that the classic discrete OWA operator converges to our framework when scenarios are sampled, and propose a 2-approximation algorithm. In computational experiments, we compare heuristic solution algorithms to alternative aggregation methods and demonstrate the improved flexibility of our setting.

Keywords: multiple criteria analysis; decision making under uncertainty; interval uncertainty; ordered weighted averaging

Acknowledgements: Supported by the Deutsche Forschungsgemeinschaft (DFG) through grant 448792059.

1 Introduction

Decision-making under uncertainty is a fundamental challenge in operations research and management science. The Ordered Weighted Averaging (OWA) operator, introduced

^{*}Corresponding author. Email: marc.goerigk@uni-passau.de

by Yager [Yag88], has emerged as a powerful tool for aggregating multiple criteria or scenarios in decision-making processes. OWA operators provide a flexible framework that can model a wide range of decision-maker attitudes, from optimistic to pessimistic, by adjusting the weighting vector.

The theory and application of OWA operators have been extensively developed since their introduction. Uncertain OWA operators were introduced to address situations where the aggregated arguments are uncertain variables [XD02]. Applications of induced generalized continuous OWA operators to group decision-making with interval fuzzy preference relations have been explored [CZ11]. Furthermore, importance-weighted continuous generalized OWA operators have been proposed, incorporating both the importance of aggregated arguments and their ordered positions [LCM13].

Recent advancements have also focused on preference elicitation [BGH23], determining OWA weights [Xu05], and generalizing the min-max regret criterion using OWA [BGKZ23]. These developments demonstrate the ongoing relevance and evolving nature of OWA-based decision-making techniques.

An important property of the OWA criterion is its connection to risk-averse decision-making. By using non-increasing weight vectors, OWA can capture a worst-case or robust optimization perspective [KZ16, BK18]. This risk-averse framing aligns well with techniques like conditional value-at-risk (CVaR) [BB09, RU00, Pfl00], which focus on limiting exposure to extreme losses beyond a specified confidence level. The use of non-increasing weights in OWA emphasizes worst-performing outcomes, a concept explored in several studies [OŚ03, GS12, KZ15].

The literature on OWA has also explored dependent OWA operators [Xu08] and applications in specific problem settings like MILP optimization [OO12, OŚ03]. A recent book [GH24] provides a comprehensive introduction to robust combinatorial optimization, including a discussion of the role of OWA.

While the classic OWA operator is designed for discrete scenarios, many real-world problems involve continuous or interval-based uncertainty. The continuous OWA (C-OWA) concept was extended to continuous intervals, enabling aggregation over a continuous range [Yag04]. A more generalized form of C-OWA was later proposed to handle complex decision-making scenarios [ZCL12]. Further developments include the induced continuous OWA (ICOWA) operator, which allows for a more general ordering process in continuous environments [MC11], and the continuous OWA distance (COWAD) operator, which combines C-OWA with distance measures for multi-criteria decision-making with continuous fuzzy numbers [XC08]. A continuous OWA operator based on the Choquet integral has also been proposed, enabling the handling of interactions between criteria in continuous domains [HLLR24].

Despite these developments, there remains a gap in the literature regarding the application of OWA operators to problems with interval uncertainty, particularly in the context of optimization. While interval uncertainty has been extensively studied in robust optimization [KZ16, BK18], the integration of OWA operators with interval uncertainty presents unique challenges and opportunities.

In this paper, we propose a novel approach to applying OWA operators in the presence

of interval uncertainty. Our method extends the continuous OWA concept to handle scenarios where costs or parameters are specified as intervals rather than precise values. This approach allows for a more nuanced representation of uncertainty, capturing both the range of possible outcomes and the decision-maker's attitude towards risk.

Our main contributions are: (i) We introduce a new formulation of the OWA operator for interval uncertainty, based on a weighted integral over the Value-at-Risk (VaR). (ii) An analysis of fundamental properties of this operator is performed. (iii) We show that the classic OWA operator for discrete scenarios converges to our setting when scenarios are sampled uniformly from cost intervals. (iv) We provide a 2-approximation algorithm based on optimizing for the midpoint of each interval. (v) Due to the non-linearity of the objective function, we introduce heuristic solution algorithms and test their performance and the flexibility of our framework in computational experiments.

The remainder of this paper is organized as follows: Section 2 introduces OWA with interval uncertainty, discussing previous methods and presenting a definition for our novel approach. In Section 3, we analyze properties of this approach, including the convergence and approximation results, and suggest heuristic solution methods. Section 4 presents our computational experiments, including the experimental setup and results. Finally, we conclude the paper in Section 5 and discuss future research directions.

2 OWA with Interval Uncertainty

2.1 Previous Methods

In the following, we use the notation $[n] := \{1, \dots, n\}$ to denote index sets. Before turning to interval uncertainty, we first recall the frequently used OWA operator for discrete scenarios. We would like to find a solution $\mathbf{x} \in \mathcal{X} \subseteq \{0, 1\}^n$ that minimizes an uncertain objective function, where \mathcal{X} is the (combinatorial) set of feasible solutions. We assume that the uncertainty is given by N scenarios $\mathcal{U} = \{\mathbf{c}^1, \dots, \mathbf{c}^N\}$ (in a multi-criteria optimization setting, these may also refer to N objective functions). We assume that the costs in each scenario should be minimized. We can thus consider the N -dimensional vector of objective values $\mathbf{a} = ((\mathbf{c}^1)^\top \mathbf{x}, \dots, (\mathbf{c}^N)^\top \mathbf{x})$, and wish to aggregate this vector to a single value. To this end, let a preference vector $\mathbf{w} \in \mathbb{R}_+^N$ with $\sum_{i \in [N]} w_i = 1$ be given. To calculate the discrete OWA value, we sort the values of \mathbf{a} non-decreasingly to $(a_{\pi(1)}, \dots, a_{\pi(N)})$ with $a_{\pi(1)} \geq a_{\pi(2)} \geq \dots \geq a_{\pi(N)}$. Then,

$$\text{OWA}_{\mathbf{w}, \mathcal{U}}^d(\mathbf{x}) = \sum_{i \in [N]} w_i a_{\pi(i)} = \sum_{i \in [N]} w_i (\mathbf{c}^{\pi(i)})^\top \mathbf{x}$$

is the discrete OWA operator. Note that a robust optimization problem of the form

$$\min_{\mathbf{x} \in \mathcal{X}} \max_{\mathbf{c} \in \mathcal{U}} \mathbf{c}^\top \mathbf{x}$$

is a special case of OWA, which can be obtained with the preference vector $\mathbf{w} = (1, 0, \dots, 0)$, which puts all weight on the first (largest) entry.

We now turn to the interval setting, where the set of possible cost outcomes is given by $\mathcal{U} = \times_{i \in [n]} [\underline{c}_i, \bar{c}_i]$. That is, for each item $i \in [n]$, a lower bound \underline{c}_i and an upper bound \bar{c}_i is known. This uncertainty set in combination with OWA was previously considered by Yager in [Yag04]. He assumes a weight function $w : [0, 1] \rightarrow [0, 1]$ that is monotonic with $w(0) = 0$ and $w(1) = 1$. His approach only consider the lower and upper bounds of the cost outcome, i.e., for combinatorial problems with linear objective, the values $a = \sum_{i \in [n]} \underline{c}_i x_i$ and $b = \sum_{i \in [n]} \bar{c}_i x_i$. To aggregate the values of the interval $[a, b]$, he proposes the operator definition

$$\text{OWA}_{w, \mathcal{U}}^Y(\mathbf{x}) = \int_0^1 \frac{dw(y)}{dy} (b - y(b - a)) dy = \int_0^1 \frac{dw(y)}{dy} \left(\sum_{i \in [n]} \bar{c}_i x_i - y \sum_{i \in [n]} (\bar{c}_i - \underline{c}_i) x_i \right) dy$$

The following result is known:

Theorem 1 ([Yag04]). *Let $\lambda = 1 - \int_0^1 y(dw(y)/dy)dy$. Then,*

$$\text{OWA}_{w, \mathcal{U}}^Y(\mathbf{x}) = \lambda b + (1 - \lambda)a = \sum_{i \in [n]} (\lambda \bar{c}_i + (1 - \lambda)\underline{c}_i)x_i$$

This means that this OWA aggregation is always given by a weighted average of the upper and lower bound of the cost intervals. From a complexity point-of-view, it is an advantage that we thus obtain a nominal optimization problem again, i.e., a problem of the form $\min_{\mathbf{x} \in \mathcal{X}} \mathbf{c}^\top \mathbf{x}$ with known cost vector \mathbf{c} . However, we note two disadvantages: First, the actual shape of the preference function w is irrelevant, as it is replaced by a single value λ . This limits the flexibility to express the decision maker's preferences. Second, and more subtly, it is implicitly assumed that all cost outcomes of the interval $[a, b]$ are equally likely. However, in the absence of further information, it is more natural to assume that for each interval $[\underline{c}_i, \bar{c}_i]$, all outcomes are equally likely. A uniform distribution over each interval does not, however, result in a uniform distribution over the sum of intervals. In the setting proposed by Yager, no combinatorial optimization problem is assumed to determine the set of feasible solution, and thus this difference did not play a role.

2.2 Our Method

As before, let $\mathcal{U} = \times_{i \in [n]} [\underline{c}_i, \bar{c}_i]$ be a Cartesian product of intervals and let $\mathcal{X} \subseteq \{0, 1\}^n$ be a set of feasible solutions. We assume that the decision maker's preference is expressed through a function $w : [0, 1] \rightarrow \mathbb{R}_+$ that is continuous almost everywhere, bounded, and that fulfills $\int_0^1 w(t) dt = 1$. In the following, we call a function w that fulfills this last property as "normalized".

We first recall the definition of Value-at-Risk (VaR) for a random variable X with cumulative distribution function F_X . For $t \in [0, 1]$, the VaR of X is defined as

$$\text{VaR}_t(X) = \inf\{y \in \mathbb{R} : F_X(y) \geq t\},$$

that is, the Value-at-Risk is the quantile function over F_X . In our context, we have

$$\text{VaR}_t(\mathbf{c}^\top \mathbf{x}) = \inf\{y \in \mathbb{R} : P(\mathbf{c}^\top \mathbf{x} \leq y) \geq t\}$$

where each c_i is uniformly distributed over $[\underline{c}_i, \bar{c}_i]$. We can now define our OWA model.

Definition 1. Let $\mathcal{U} = \times_{i \in [n]} [\underline{c}_i, \bar{c}_i]$ and let $w : [0, 1] \rightarrow \mathbb{R}_+$ be continuous almost everywhere, bounded, and normalized. We define the interval-based OWA operator for $\mathbf{x} \in \mathcal{X} \subseteq \{0, 1\}^n$ as

$$\text{OWA}_{w, \mathcal{U}}(\mathbf{x}) = \int_0^1 w(t) \text{VaR}_{1-t}(\mathbf{c}^\top \mathbf{x}) dt.$$

The OWA problem is to solve $\min_{\mathbf{x} \in \mathcal{X}} \text{OWA}_{w, \mathcal{U}}(\mathbf{x})$.

The OWA criterion defined this way covers several important special cases, including Conditional Value-at-Risk (CVaR), worst-case analysis, average-case analysis, median case and the Hurwicz criterion. These special cases result from different choices of the weight function $w(t)$, which we discuss in the following. **Conditional Value-at-Risk (CVaR):** Let $w^\alpha(t) = \frac{1}{\alpha}$ for $t < \alpha$, and $w^\alpha(t) = 0$ otherwise, for some $\alpha \in (0, 1]$. Then the OWA operator becomes equivalent to the α -CVaR. **Worst case:** For $\alpha \rightarrow 0$, we obtain that $\text{OWA}_{w^\alpha, \mathcal{U}}(\mathbf{x}) \rightarrow \max_{\mathbf{c} \in \mathcal{U}} \mathbf{c}^\top \mathbf{x}$. **Average case:** If $w(t) = 1$ for all $t \in [0, 1]$, the OWA operator becomes equivalent to the expected value over the uniform distribution on each interval. **Hurwicz criterion:** When $w(t) = w^\alpha(t) + w^{1-\alpha}(1-t)$, the OWA operator becomes asymptotically equivalent to the Hurwicz criterion, i.e., a convex combination between the worst-case and best-case outcome. In particular, we can recover the original definition of Yager (see Theorem 1) this way.

To illustrate how the OWA operator works in practice and how different choices of items can affect the Value-at-Risk profile, let us consider a concrete example. This example will demonstrate how the OWA criterion can be applied to a simple decision-making scenario involving interval uncertainty.

Consider the following problem as an example, where $\mathcal{X} = \{\mathbf{x} \in \{0, 1\}^3 : x_1 - x_2 = 0, x_1 + x_3 = 1\}$. The interval costs of each item are given in Table 1.

item	1	2	3
costs	[1, 5]	[1, 5]	[2, 10]

Table 1: Small example for item costs.

Let us assume we pick the first two items, i.e., $\mathbf{x}^1 = (1, 1, 0)$. The cumulative distribution function (CDF) of the resulting cost distribution is then:

$$P(\mathbf{c}^\top \mathbf{x}^1 \leq y) = \begin{cases} 0 & \text{if } y \leq 2 \\ \frac{(y-2)^2}{32} & \text{if } y \in [2, 6] \\ 1 - \frac{(10-y)^2}{32} & \text{if } y \in [6, 10] \\ 1 & \text{else} \end{cases}$$

Recall that the Value-at-Risk is the inverse of the CDF. That is,

$$\text{VaR}_t(\mathbf{c}^\top \mathbf{x}^1) = \begin{cases} \sqrt{32t} + 2 & \text{if } t \in [0, 0.5] \\ 10 - 4\sqrt{2 - 2t} & \text{if } t \in [0.5, 1] \end{cases}$$

We now compare this with the solution that only picks the third item, i.e., $\mathbf{x}^2 = (0, 0, 1)$. The CDF of the resulting cost distribution is then

$$P(\mathbf{c}^\top \mathbf{x}^2 \leq y) = \begin{cases} 0 & \text{if } y < 2 \\ \frac{(y-2)}{8} & \text{if } y \in [2, 10] \\ 1 & \text{if } y > 10 \end{cases}$$

and the Value-at-Risk is given by

$$\text{VaR}_t(\mathbf{c}^\top \mathbf{x}^2) = 2 + 8t$$

for $t \in [0, 1]$.

Figure 1 illustrates the Value-at-Risk curves for the two different item selection strategies in our interval-based OWA problem. $\text{VaR1}(t)$ represents the strategy of selecting items 1 and 2, while $\text{VaR2}(t)$ represents selecting only item 3. The curves intersect at the extremes, corresponding to the best case and worst case scenarios respectively and also in the middle, which represents the average case. However, solution \mathbf{x}^1 is generally more favorable for risk-averse decision-makers who put more weight on worse outcomes.

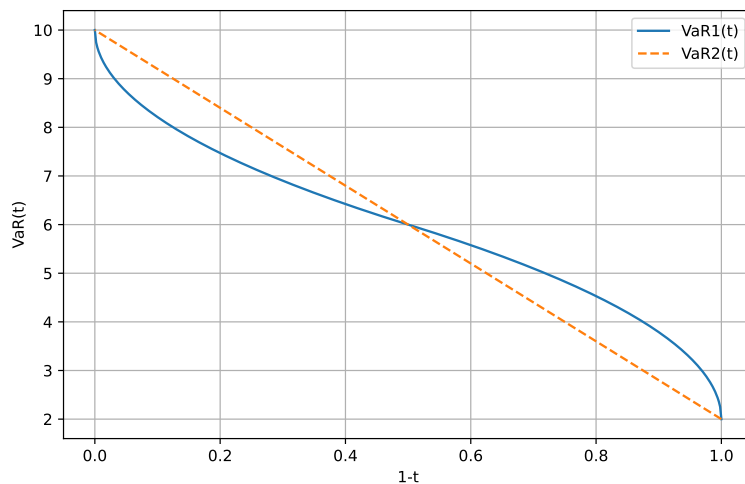


Figure 1: Comparison of VaR profiles for different solutions.

This example illustrates a difference between solutions \mathbf{x}^1 and \mathbf{x}^2 that is lost if we consider these solutions only through the lens of the lower bound $a = 2$ and upper

bound $b = 10$ that they both achieve. If we use a risk-neutral weight function $w(t) = 1$, then

$$\text{OWA}_{w,\mathcal{U}}(\mathbf{x}^1) = \text{OWA}_{w,\mathcal{U}}(\mathbf{x}^2) = 6.$$

However, if we emphasize results with high (bad) objective values more than results with low (good) objective values, the picture becomes different. For example, using the more risk-averse function $w(t) = 3(1 - t)^2$, we obtain

$$\text{OWA}_{w,\mathcal{U}}(\mathbf{x}^1) = 7.4 \text{ and } \text{OWA}_{w,\mathcal{U}}(\mathbf{x}^2) = 8$$

and we recognize that solution \mathbf{x}^1 performs better than solution \mathbf{x}^2 .

In general, the sum of uniform distributions are (scaled) versions of the Irwin–Hall distribution. This means that the CDF of the sum of n uniform functions is a polynomial of degree n . This non-linearity of the objective function is a computational challenge when solving OWA on intervals.

3 Properties and Algorithms

Recall that

$$\text{OWA}_{w,\mathcal{U}}(\mathbf{x}) = \int_0^1 w(t) \text{VaR}_{1-t}(\mathbf{c}^\top \mathbf{x}) dt.$$

For ease of notation, we will drop \mathcal{U} from the subscript if the uncertainty set in question is clear. The interval OWA operator exhibits several fundamental properties that characterize its behavior:

Property 1 (Boundedness). *The OWA value is always bounded between the lower and upper bounds of the intervals:*

$$\sum_{i \in [n]} \underline{c}_i x_i \leq \text{OWA}_w(\mathbf{x}) \leq \sum_{i \in [n]} \bar{c}_i x_i \quad \forall \mathbf{x} \in \mathcal{X}$$

Proof. We have:

$$\begin{aligned} \sum_{i \in [n]} \underline{c}_i x_i &= \sum_{i \in [n]} \underline{c}_i x_i \cdot \int_0^1 w(t) dt \\ &= \int_0^1 w(t) \min_{\mathbf{c} \in \mathcal{U}}(\mathbf{c}^\top \mathbf{x}) dt \\ &\leq \int_0^1 w(t) \text{VaR}_{1-t}(\mathbf{c}^\top \mathbf{x}) dt \\ &= \text{OWA}_w(\mathbf{x}) \\ &\leq \int_0^1 w(t) \max_{\mathbf{c} \in \mathcal{U}}(\mathbf{c}^\top \mathbf{x}) dt = \sum_{i \in [n]} \bar{c}_i x_i. \end{aligned}$$

□

Property 2 (Dominance). *If one solution dominates another for all possible scenarios, this dominance is preserved by the OWA operator:*

$$\text{If } \mathbf{c}^\top \mathbf{x} \leq \mathbf{c}^\top \mathbf{y} \text{ for all } \mathbf{c} \in \mathcal{U}, \text{ then } \text{OWA}_w(\mathbf{x}) \leq \text{OWA}_w(\mathbf{y})$$

Proof. If $\mathbf{c}^\top \mathbf{x} \leq \mathbf{c}^\top \mathbf{y}$ for all $\mathbf{c} \in \mathcal{U}$, then $\text{VaR}_{1-t}(\mathbf{c}^\top \mathbf{x}) \leq \text{VaR}_{1-t}(\mathbf{c}^\top \mathbf{y})$ for all $t \in [0, 1]$. Since $w(t) \geq 0$, we have:

$$\text{OWA}_w(\mathbf{x}) = \int_0^1 w(t) \text{VaR}_{1-t}(\mathbf{c}^\top \mathbf{x}) dt \leq \int_0^1 w(t) \text{VaR}_{1-t}(\mathbf{c}^\top \mathbf{y}) dt = \text{OWA}_w(\mathbf{y})$$

□

Property 3 (Idempotency). *When all intervals consist of only one scenario, the OWA operator reduces to the standard weighted sum:*

$$\text{If } \underline{c}_i = \bar{c}_i = c_i \text{ for all } i \in [n], \text{ then } \text{OWA}_w(\mathbf{x}) = \sum_{i \in [n]} c_i x_i \quad \forall \mathbf{x} \in \mathcal{X}$$

Proof. When $\underline{c}_i = \bar{c}_i = c_i$ for all i , we have $\text{VaR}_{1-t}(\mathbf{c}^\top \mathbf{x}) = \sum_{i \in [n]} c_i x_i$ for all $t \in [0, 1]$. Therefore:

$$\text{OWA}_w(\mathbf{x}) = \int_0^1 w(t) \text{VaR}_{1-t}(\mathbf{c}^\top \mathbf{x}) dt = \int_0^1 w(t) \sum_{i \in [n]} c_i x_i dt = \sum_{i \in [n]} c_i x_i$$

The equality holds because $\int_0^1 w(t) dt = 1$ by definition of $w(t)$. □

In the following, let $\text{VaR}_t^{\mathcal{U}}(\mathbf{c}^\top \mathbf{x})$ denote the Value-at-Risk with respect to uncertainty set \mathcal{U} .

Property 4 (Monotonicity). *If an uncertainty set \mathcal{U}' dominates another set \mathcal{U} , then the OWA values does not decrease:*

$$\text{If } \underline{c}_i \leq \underline{c}'_i \text{ and } \bar{c}_i \leq \bar{c}'_i \text{ for all } i, \text{ then } \text{OWA}_{w, \mathcal{U}}(\mathbf{x}) \leq \text{OWA}_{w, \mathcal{U}'}(\mathbf{x}) \quad \forall \mathbf{x} \in \mathcal{X}$$

Proof. Let \mathcal{U} and \mathcal{U}' fulfill the condition of the property. For each $i \in [n]$, we have that the CDF over $[\underline{c}_i, \bar{c}_i]$ is dominated by the CDF over $[\underline{c}'_i, \bar{c}'_i]$, hence, we obtain that $\text{VaR}_t^{\mathcal{U}}(\mathbf{c}^\top \mathbf{x}) \leq \text{VaR}_t^{\mathcal{U}'}(\mathbf{c}^\top \mathbf{x})$ for all $t \in [0, 1]$. Therefore, $\text{OWA}_{w, \mathcal{U}}(\mathbf{x}) \leq \text{OWA}_{w, \mathcal{U}'}(\mathbf{x})$. □

Property 5 (Shift-invariance). *Adding a constant to all interval bounds results in the same constant being added to the OWA value, scaled by the number of selected items:*

For any constant k and uncertainty set $\mathcal{U} = \times_{i \in [n]} [\underline{c}_i, \bar{c}_i]$, let $\mathcal{U} + k = \times_{i \in [n]} [\underline{c}_i + k, \bar{c}_i + k]$. Then:

$$\text{OWA}_{w, \mathcal{U}+k}(\mathbf{x}) = \text{OWA}_{w, \mathcal{U}}(\mathbf{x}) + k \|\mathbf{x}\|_1 \quad \forall \mathbf{x} \in \mathcal{X}$$

Proof. Let $\mathcal{U}' = \mathcal{U} + k$. Then for all $t \in [0, 1]$, $\text{VaR}_{1-t}^{\mathcal{U}'}(\mathbf{c}^\top \mathbf{x}) = \text{VaR}_{1-t}^{\mathcal{U}}(\mathbf{c}^\top \mathbf{x}) + k\|\mathbf{x}\|_1$. Therefore:

$$\begin{aligned} \text{OWA}_{w, \mathcal{U}'}(\mathbf{x}) &= \int_0^1 w(t) \text{VaR}_{1-t}^{\mathcal{U}'}(\mathbf{c}^\top \mathbf{x}) dt \\ &= \int_0^1 w(t) (\text{VaR}_{1-t}^{\mathcal{U}}(\mathbf{c}^\top \mathbf{x}) + k\|\mathbf{x}\|_1) dt \\ &= \int_0^1 w(t) \text{VaR}_{1-t}^{\mathcal{U}}(\mathbf{c}^\top \mathbf{x}) dt + \int_0^1 w(t) k\|\mathbf{x}\|_1 dt \\ &= \text{OWA}_{w, \mathcal{U}}(\mathbf{x}) + k\|\mathbf{x}\|_1 \int_0^1 w(t) dt = \text{OWA}_{w, \mathcal{U}}(\mathbf{x}) + k\|\mathbf{x}\|_1 \end{aligned}$$

The equality holds because $\int_0^1 w(t) dt = 1$ by definition of $w(t)$. \square

These properties establish fundamental characteristics of the interval OWA operator. We now present several theorems that provide deeper insights into the operator's behavior. These results explore the convergence properties of the operator and connect it to the midpoint scenario.

Let $\mathcal{U}^K = \{\mathbf{c}^1, \dots, \mathbf{c}^K\}$ be scenarios that are sampled uniformly from the interval uncertainty set (i.e., each value is chosen uniformly and independently from the respective interval). Let $0 = I^0, \dots, I^K = 1$ be uniformly spaced over the interval $[0, 1]$, i.e., $I^k = k/K$. For $k \in [K]$, we define $w'_k = \int_{I^{k-1}}^{I^k} w(t) dt$. Note that by construction, the w'_k values are non-increasing if $w(t)$ is non-increasing. We can now consider the discrete OWA problem with respect to \mathcal{U}^K and w'_k and show that the discrete OWA operator converges towards our definition of the interval OWA operator.

Theorem 2 (Convergence of Discrete OWA). *Let $\mathbf{x} \in \mathcal{X}$ and let $\mathcal{U}'_K = \{\mathbf{c}^1, \dots, \mathbf{c}^K\} \subseteq \mathcal{U} = \times_{i \in [n]} [\underline{c}_i, \bar{c}_i]$ be a uniformly i.i.d. random sample. As before, denote by*

$$\text{OWA}_{\mathbf{w}', \mathcal{U}'_K}^d(\mathbf{x}) = \sum_{k \in [K]} w'_k (\mathbf{c}^{\pi(k)})^\top \mathbf{x}$$

the discrete OWA operator. Then,

$$\lim_{K \rightarrow \infty} \text{OWA}_{\mathbf{w}', \mathcal{U}'_K}^d(\mathbf{x}) = \text{OWA}_{w, \mathcal{U}}(\mathbf{x}).$$

Proof. Let $\mathbf{x} \in \mathcal{X}$. Observe that the sample quantile function $\text{VaR}_{1-t}^K(\mathbf{c}^\top \mathbf{x})$ is a piecewise

constant function with $\text{VaR}_{1-I^k}^K(\mathbf{c}^\top \mathbf{x}) = (\mathbf{c}^{\pi(k)})^\top \mathbf{x}$. We have:

$$\begin{aligned}
|\text{OWA}_{\mathbf{w}', \mathcal{U}'_K}^d(\mathbf{x}) - \text{OWA}_{w, \mathcal{U}}(\mathbf{x})| &= \left| \sum_{k \in [K]} w'_k \text{VaR}_{1-I^k}^K(\mathbf{c}^\top \mathbf{x}) - \int_0^1 w(t) \text{VaR}_{1-t}(\mathbf{c}^\top \mathbf{x}) dt \right| \\
&= \left| \sum_{k \in [K]} w'_k \text{VaR}_{1-I^k}^K(\mathbf{c}^\top \mathbf{x}) - \int_0^1 w(t) \text{VaR}_{1-t}(\mathbf{c}^\top \mathbf{x}) dt \right. \\
&\quad \left. + \sum_{k \in [K]} w'_k \text{VaR}_{1-I^k}(\mathbf{c}^\top \mathbf{x}) - \sum_{k \in [K]} w'_k \text{VaR}_{1-I^k}(\mathbf{c}^\top \mathbf{x}) \right| \\
&\leq \underbrace{\left| \sum_{k \in [K]} w'_k \text{VaR}_{1-I^k}^K(\mathbf{c}^\top \mathbf{x}) - \sum_{k \in [K]} w'_k \text{VaR}_{1-I^k}(\mathbf{c}^\top \mathbf{x}) \right|}_{=: f^K} \\
&\quad + \underbrace{\left| \sum_{k \in [K]} w'_k \text{VaR}_{1-I^k}(\mathbf{c}^\top \mathbf{x}) - \int_0^1 w(t) \text{VaR}_{1-t}(\mathbf{c}^\top \mathbf{x}) dt \right|}_{=: g^K}
\end{aligned}$$

By [Ser09, Chapter 2.3] we have $\lim_{K \rightarrow \infty} \text{VaR}_t^K(\mathbf{c}^\top \mathbf{x}) = \text{VaR}_t(\mathbf{c}^\top \mathbf{x})$ and thus $\lim_{K \rightarrow \infty} f^K = 0$. Observe that $|\text{VaR}_t(\mathbf{c}^\top \mathbf{x})| \leq \sum_{i \in [n]} \bar{c}_i$. As w is bounded by assumption, the function $w(t) \text{VaR}_{1-t}(\mathbf{c}^\top \mathbf{x})$ is bounded as well and is continuous. Thus, it is Riemann integrable and $\lim_{K \rightarrow \infty} g^K = 0$. Together, we obtain that

$$\lim_{K \rightarrow \infty} |\text{OWA}_{\mathbf{w}', \mathcal{U}'_K}^d(\mathbf{x}) - \text{OWA}_{w, \mathcal{U}}(\mathbf{x})| = 0$$

and the claim follows. \square

For the following results, we make use of the midpoint scenario $\hat{\mathbf{c}} := (\bar{\mathbf{c}} + \underline{\mathbf{c}})/2$.

Theorem 3 (Symmetric Weight Function). *If $w(t) = w(1-t)$, then*

$$\text{OWA}_w(\mathbf{x}) = \sum_{i \in [n]} \hat{c}_i x_i \quad \forall \mathbf{x} \in \mathcal{X}.$$

Proof. Let some $\mathbf{x} \in \mathcal{X}$ be given, and denote by $\hat{C} = \sum_{i \in [n]} \hat{c}_i x_i$ its value with respect to the midpoint scenario. Observe that the probability distribution P is symmetric with respect to \hat{C} , as sampling in $[\hat{c}_i, \bar{c}_i]$ is symmetric to sampling in $[\underline{c}_i, \hat{c}_i]$ for all $i \in [n]$. We thus obtain

$$\inf \left\{ y : P(\mathbf{c}^\top \mathbf{x} \leq y) \geq t \right\} - \hat{C} = \hat{C} - \inf \left\{ y : P(\mathbf{c}^\top \mathbf{x} \leq y) \geq 1-t \right\},$$

which is equivalent to

$$2\hat{c} = \inf \left\{ y : P(\mathbf{c}^\top \mathbf{x} \leq y) \geq t \right\} + \inf \left\{ y : P(\mathbf{c}^\top \mathbf{x} \leq y) \geq 1-t \right\}, \quad (1)$$

see also Figure 2 for an illustration of the corresponding Value-at-Risk values.

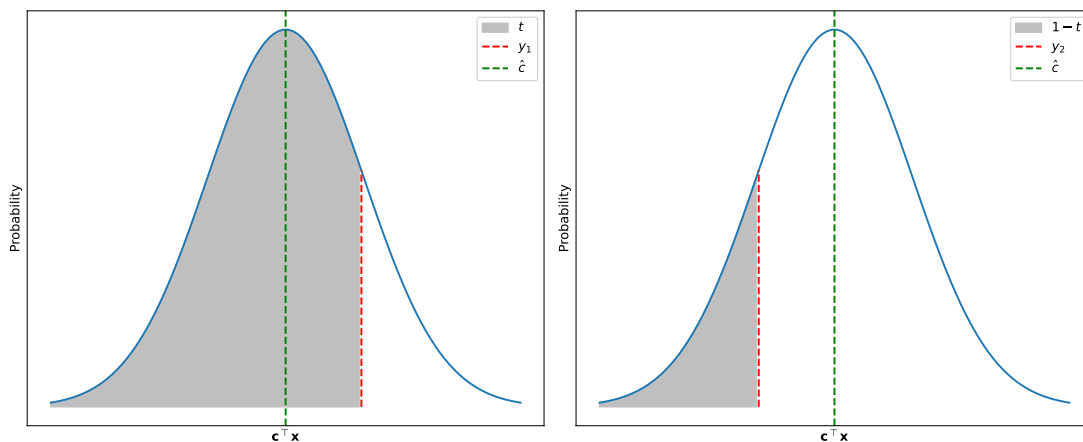


Figure 2: Value-at-Risk for symmetric distributions.

Since $w(1-t) = w(t)$ and using Equation (1), we obtain:

$$\begin{aligned}
\text{OWA}_w(\mathbf{x}) &= \int_0^1 w(t) \text{VaR}_{1-t}(\mathbf{c}^\top \mathbf{x}) dt \\
&= \int_0^{\frac{1}{2}} w(t) \inf \left\{ y : P(\mathbf{c}^\top \mathbf{x} \leq y) \geq 1-t \right\} dt + \int_{\frac{1}{2}}^1 w(t) \inf \left\{ y : P(\mathbf{c}^\top \mathbf{x} \leq y) \geq 1-t \right\} dt \\
&= \int_0^{\frac{1}{2}} w(t) \inf \left\{ y : P(\mathbf{c}^\top \mathbf{x} \leq y) \geq 1-t \right\} dt + \int_0^{\frac{1}{2}} w(1-t) \inf \left\{ y : P(\mathbf{c}^\top \mathbf{x} \leq y) \geq t \right\} dt \\
&= \int_0^{\frac{1}{2}} w(t) \left[\inf \left\{ y : P(\mathbf{c}^\top \mathbf{x} \leq y) \geq 1-t \right\} + \inf \left\{ y : P(\mathbf{c}^\top \mathbf{x} \leq y) \geq t \right\} \right] dt \\
&= \int_0^{\frac{1}{2}} w(t) (2\hat{C}) dt = \hat{C} \int_0^1 w(t) dt = \hat{C} = \sum_{i \in [n]} \hat{c}_i x_i.
\end{aligned}$$

□

Theorem 4 (2-Approximation for Non-increasing Weights). *Let w be non-increasing. Then, any optimal solution for the nominal problem with respect to $\hat{\mathbf{c}}$ is a 2-approximation for the OWA problem.*

Proof. Let $w'(t) := w(t) + w(1-t)$. Note that $w'(t) = w'(1-t)$. In the following, we use the rearrangement inequality that for any monotonically non-increasing function $f, g : [0, 1] \rightarrow \mathbb{R}_+$, we have

$$\int_0^1 f(x)g(x) dx \geq \int_0^1 f(1-x)g(x) dx, \tag{2}$$

see [HLP88, Th. 378]. Let $\hat{\mathbf{x}}$ be an optimal solution of $\min_{\mathbf{x} \in \mathcal{X}} \hat{\mathbf{c}}^\top \mathbf{x}$. Then for any $\mathbf{x}^* \in \mathcal{X}$, we have

$$\begin{aligned}
\text{OWA}_w(\hat{\mathbf{x}}) &= \int_0^1 w(t) \text{VaR}_{1-t}(\mathbf{c}^\top \hat{\mathbf{x}}) dt \\
&\leq \int_0^1 w'(t) \text{VaR}_{1-t}(\mathbf{c}^\top \hat{\mathbf{x}}) dt && (w' \geq w) \\
&= \sum_{i \in [n]} \hat{c}_i \hat{x}_i && (\text{cf. Theorem 3}) \\
&\leq \sum_{i \in [n]} \hat{c}_i x_i^* && (\hat{\mathbf{x}} \text{ is optimal for } \hat{\mathbf{c}}) \\
&= \int_0^1 w'(t) \text{VaR}_{1-t}(\mathbf{c}^\top \mathbf{x}^*) dt && (\text{cf. Theorem 3}) \\
&= \int_0^1 w(t) \text{VaR}_{1-t}(\mathbf{c}^\top \mathbf{x}^*) dt + \int_0^1 w(1-t) \text{VaR}_{1-t}(\mathbf{c}^\top \mathbf{x}^*) dt \\
&\leq \int_0^1 w(t) \text{VaR}_{1-t}(\mathbf{c}^\top \mathbf{x}^*) dt + \int_0^1 w(t) \text{VaR}_{1-t}(\mathbf{c}^\top \mathbf{x}^*) dt && (\text{see Eq. (2)}) \\
&= 2\text{OWA}_w(\mathbf{x}^*)
\end{aligned}$$

As this holds for any $\mathbf{x}^* \in \mathcal{X}$, we have that $\text{OWA}_w(\hat{\mathbf{x}})$ is bounded in particular by the optimal objective value times two. \square

We now consider solution algorithms for the OWA problem. As demonstrated in the low-dimensional example of Section 2.2, in principle it is possible to write down a closed-form formula for the OWA value of a given \mathbf{x} . This is unsuitable for large-dimensional problems, where we want to evaluate many candidates of \mathbf{x} . We thus propose two heuristic solution algorithms.

The first algorithm is based on sampling scenarios, as motivated by the convergence result of Theorem 2. Algorithm 1 details this idea as pseudocode.

Algorithm 1: Sampling Algorithm for Interval OWA

Input: uncertainty set \mathcal{U} , weight function w , feasible set \mathcal{X} , sample size K

Output: \mathbf{x}^* : heuristic solution

$\mathcal{U}' = \{\mathbf{c}^1, \dots, \mathbf{c}^K\} \leftarrow$ uniform sample from set \mathcal{U} ;

for $k \leftarrow 1$ **to** K **do**

$w'_k \leftarrow \int_{(k-1)/K}^{k/K} w(t) dt$;

$\mathbf{x}^* \leftarrow \arg \min_{\mathbf{x} \in \mathcal{X}} \text{OWA}_{\mathbf{w}', \mathcal{U}'_K}^d(\mathbf{x})$;

return \mathbf{x}^* ;

It remains the question how to solve the corresponding discrete OWA problem. For this purpose, several methods already exist in the literature, see, e.g., [OŠ03, OO12], and in particular for the case that weights \mathbf{w}' are non-increasing [CGKZ20]. In our experiments, we focus on this practically most relevant case. Using linear programming

duality, the discrete OWA problem with non-increasing weights can be formulated as the following optimization problem, see [CG15].

$$\begin{aligned}
& \min \sum_{k \in [K]} \alpha_k + \beta_k \\
& \text{s.t. } \alpha_k + \beta_j \geq w'_k(\mathbf{c}^j)^\top \mathbf{x} && \forall j, k \in [K] \\
& \mathbf{x} \in \mathcal{X} \\
& \boldsymbol{\alpha}, \boldsymbol{\beta} \in \mathbb{R}^K
\end{aligned}$$

In particular, if \mathcal{X} can be described as a mixed-integer linear program, then this is a mixed-integer linear program as well, for which strong off-the-shelf solution software exists. Note that the number of variables and constraints increases quadratically in the sample size.

Therefore, we also consider a second heuristic that avoids this scalability issue. The idea is to avoid the exact optimization of a discrete OWA problem, which allows larger sample sizes K to evaluate solutions. In principle, any black-box optimization technique can be used to heuristically optimize the discrete OWA operator with large K , such as a local search, Tabu search, or GRASP heuristic. In Algorithm 2, we present the principle using a greedy algorithm for problems with matroid structure, i.e., for problems where feasible solutions correspond to bases of the matroid.

Algorithm 2: Greedy Algorithm for Matroidal Problems

Input: uncertainty set \mathcal{U} , weight function w , ground set E , independent sets \mathcal{I} , sample size K

Output: S : heuristic solution

$\mathcal{U}' = \{\mathbf{c}^1, \dots, \mathbf{c}^K\} \leftarrow$ uniform sample from set \mathcal{U} ;

for $k \leftarrow 1$ **to** K **do**

$w'_k \leftarrow \int_{(k-1)/K}^{k/K} w(t) dt$;

$S \leftarrow \emptyset$;

while S is not a basis **do**

$e^* \leftarrow$ null;

$v^* \leftarrow \infty$;

for $e \in E \setminus S$ **do**

if $S \cup \{e\} \in \mathcal{I}$ **then**

$S' \leftarrow S \cup \{e\}$;

$v \leftarrow \text{OWA}_{\mathbf{w}', \mathcal{U}'_K}^d(S')$;

if $v < v^*$ **then**

$v^* \leftarrow v$;

$e^* \leftarrow e$;

$S \leftarrow S \cup \{e^*\}$;

return S ;

4 Computational Experiments

To validate our theoretical results and demonstrate the effectiveness of our proposed interval OWA aggregation method, we conduct a series of comprehensive computational experiments. Our focus is primarily on selection problems, where p out of n items must be chosen, i.e., $\mathcal{X} = \{\mathbf{x} \in \{0, 1\}^n : \sum_{i \in [n]} x_i = p\}$. Note that the set of feasible solutions is therefore the uniform matroid of rank p .

4.1 Experimental Setup and Design

We implemented all methods in Python 3.11 and utilized Gurobi 11.0.1 for solving optimization models. Computations were performed on a system with a 6-core Intel i7 processor running at 2.6 GHz.

To ensure a diverse set of test cases, we generated two types of problem instances:

1. Type I (Random Pair): For each interval, we generated two random integers between 1 and 11. The lower bound was set as the smaller of the two integers, and the upper bound as the larger one. This approach thus creates intervals within the $[1, 11]$ range.
2. Type II (Midpoint Deviation): For each interval, we first chose a midpoint randomly between 14 and 17, then selected a deviation randomly between 1 and 11. The lower and upper bounds were calculated by subtracting and adding the deviation to the midpoint, respectively. This method generates intervals with more similar midpoints and potentially larger spreads than for Type I.

For the weight function, we used the functions of the form $\alpha(1 - x)^{\alpha-1}$ with $\alpha \geq 1$, which are continuous, bounded, and normalized. We primarily considered two cases: risk-averse weights (with $\alpha = 5$), and more risk-neutral weights (with $\alpha = 1.5$). Figure 3 illustrates the weight distributions for different α values, illustrating how higher α values lead to a stronger emphasis on the left-hand side, reflecting a more risk-averse attitude.

Our general experimental settings included 40 items (n), 20 items to select (p), and 100 instances for each configuration. All objective values are averaged over the 100 instances. To evaluate the performance of solutions, we use an evaluation function that samples a large number of scenarios ($K_{max} = 1,000,000$), providing a close approximation to the true OWA value.

We designed three main experiments to investigate different aspects of our proposed method:

1. Sampling vs. Greedy Algorithm: We compared our proposed OWA method with the greedy algorithm described in Algorithm 2. We examined both risk-neutral ($\alpha = 1.5$) and risk-averse ($\alpha = 5$) scenarios across Type I and Type II instances, varying the number of scenarios (k) from 10 to 150.

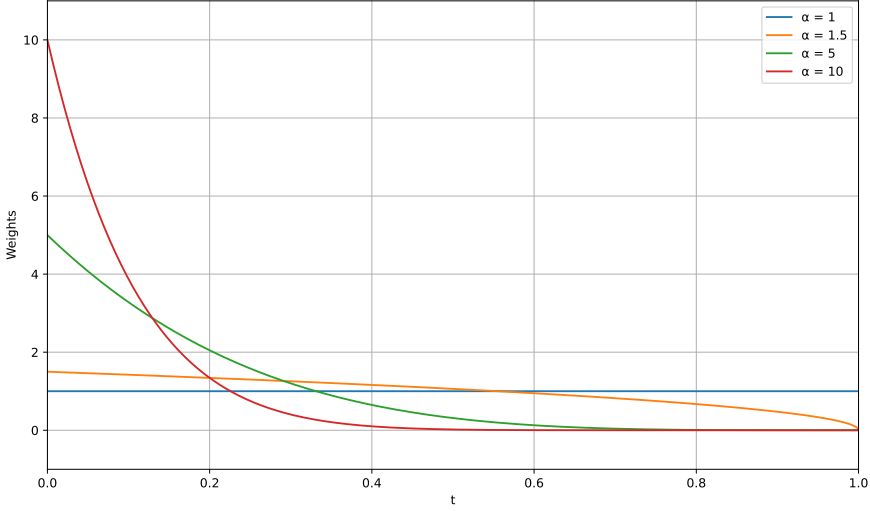


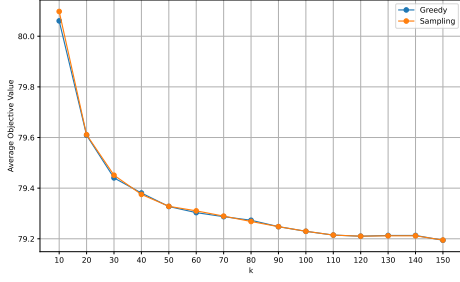
Figure 3: Weight generator function for different α values

2. Comparison with Alternative Methods: We compared our method with two alternative approaches: the Yager method, which selects p items that minimize the weighted-sum objective $\text{OWA}_{w,\mathcal{U}}^Y(\mathbf{x})$, and the Midpoint method, which selects the p items with the lowest midpoint value $\hat{\mathbf{c}}^\top \mathbf{x}$. Due to the computational intensity of solving the sampling problem for large instances, we used the greedy algorithm as a proxy for our method in this experiment. We used a fixed number of $K = 1000$ scenarios for the algorithm.
3. Impact of Risk Attitude: We analyzed the impact of the α parameter in the weight function, comparing the performance of our method for different α values against the Yager and Midpoint methods. This allowed us to investigate how varying levels of risk aversion affect the performance of each method.

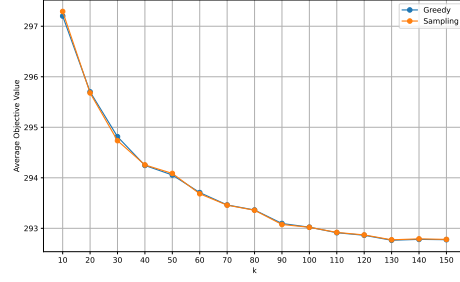
These experiments were designed to provide a comprehensive evaluation of our proposed method's performance across different scenarios, risk attitudes, and in comparison to existing approaches.

4.2 Results and Discussion

Our first experiment compares the sampling method with the greedy algorithm across risk attitudes and instance types. For the risk-neutral case $\alpha = 1.5$, Figures 4(a) and 4(b) demonstrate that both methods perform similarly for Type I and Type II instances. This suggests that when decision-makers have a balanced risk attitude, the computationally efficient greedy algorithm can achieve comparable results to the more complex sampling method.



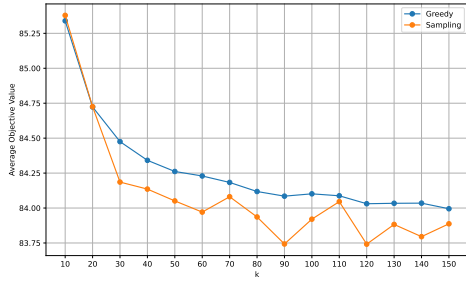
(a) Instances Type I.



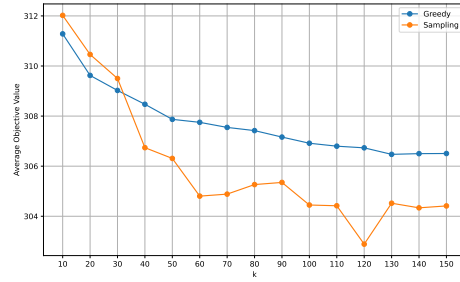
(b) Instances Type II.

Figure 4: Experiment 1: Objective values for risk-neutral weight.

In the risk-averse scenario, illustrated in Figures 5(a) and 5(b), we observe a notable difference between the two methods, particularly as the number of scenarios K increases. The sampling method consistently outperforms the greedy algorithm, with the performance gap widening for larger K values. This difference is more pronounced for Type II instances, indicating that the sampling method is particularly effective when dealing with intervals centered around higher values and with larger spreads.



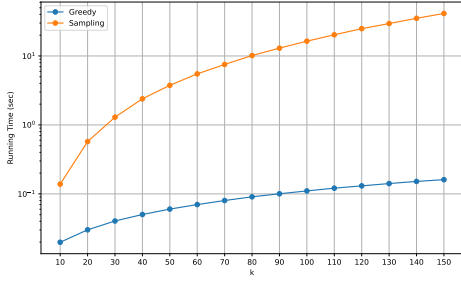
(a) Instances Type I.



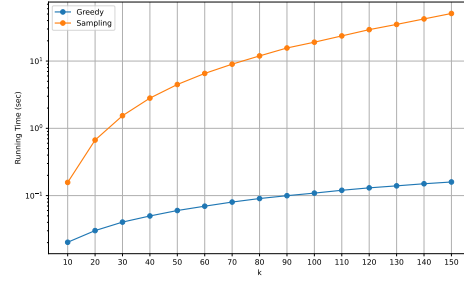
(b) Instances Type II.

Figure 5: Experiment 1: Objective values for risk-averse weight.

The running time analysis, presented in Figures 6 and 7, reveals an expected trade-off between solution quality and computational efficiency. While both methods' computational cost increases with the number of scenarios, the greedy algorithm maintains a significantly lower running time throughout. This highlights the balance decision-makers must consider when selecting between these methods.

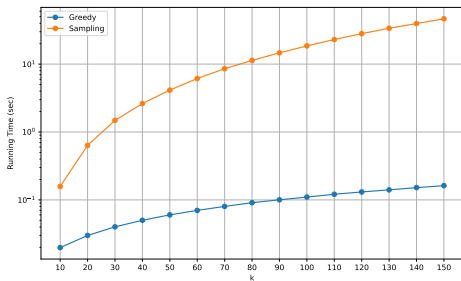


(a) Instances Type I.

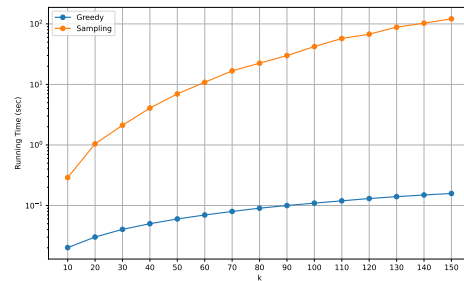


(b) Instances Type II.

Figure 6: Experiment 1: Running time for risk-neutral weight.



(a) Instances Type I.

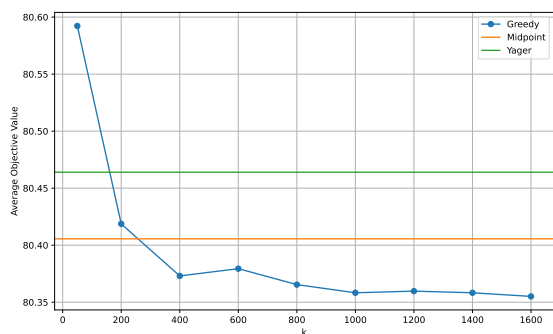


(b) Instances Type II.

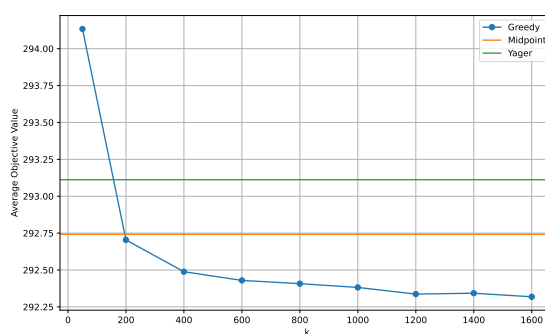
Figure 7: Experiment 1: Running time for risk-averse weight.

In our second experiment, we compared our approach with the Yager and Midpoint methods. Due to the high computational demands of solving OWA for large instances, we employed the greedy algorithm as a proxy for our method. Based on the results from the first experiment, we expect that the sampling method would perform at least as well as, if not better than, the greedy algorithm. Therefore, the results presented here for our method are conservative estimates of its performance.

Figures 8(a)–9(b) show that our greedy algorithm consistently outperforms both the Yager and Midpoint methods as the number of scenarios increases. This performance advantage is more pronounced in the risk-averse case, particularly for Type II instances. Notably, the Midpoint method performs better than the Yager method across all scenarios, likely due to the specific structure of our problem instances where the midpoint provides a reasonable approximation of the overall interval behavior.

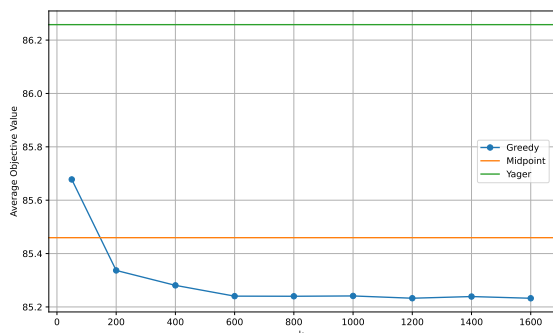


(a) Instances Type I.

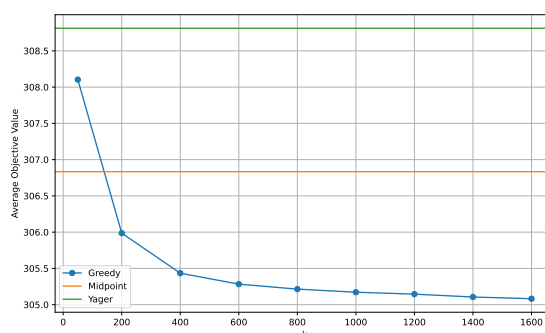


(b) Instances Type II.

Figure 8: Experiment 2: Objective values for risk-neutral weight.



(a) Instances Type I.



(b) Instances Type II.

Figure 9: Experiment 2: Objective values for risk-averse weight.

The third experiment examined the impact of risk attitude on method performance. Figures 10(a) and 10(b) illustrate how varying the α parameter affects the performance of different methods. When $\alpha = 1$, representing the average case, all methods perform similarly, as expected. However, as α increases, indicating increasing risk aversion, the performance gap between our greedy algorithm and the other methods widens. This demonstrates the effectiveness of our approach in adapting to varying risk attitudes.

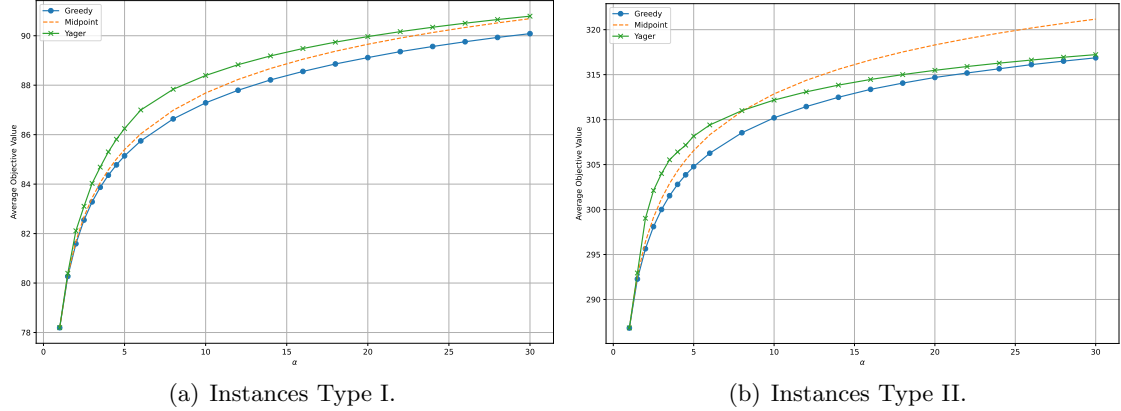


Figure 10: Experiment 3: Objective values for changing weights.

The Midpoint method’s performance declines with increasing α , especially for Type II instances. This highlights the limitations of using simple point estimates when dealing with interval uncertainty, particularly in risk-averse scenarios. Conversely, for very large α values (approaching the worst-case scenario), the results of our greedy algorithm and the Yager method converge, as both methods focus on the worst-case outcomes in this extreme scenario.

These results collectively demonstrate the flexibility and effectiveness of our proposed OWA method in handling different risk attitudes and instance types. They also highlight the limitations of simpler approaches like the Midpoint method when dealing with more complex uncertainty structures and risk-averse decision-making scenarios. Our method’s ability to adapt to different levels of risk aversion while maintaining computational efficiency makes it a valuable tool for decision-makers facing complex problems with interval uncertainty.

The performance differences observed between Type I and Type II instances emphasize the importance of considering the underlying structure of uncertainty when choosing a decision-making approach. Our method’s consistent performance across both types of instances demonstrates its versatility in handling different uncertainty patterns, a crucial feature for real-world applications where the nature of uncertainty may not always be clearly defined.

In conclusion, our experimental results provide evidence for the effectiveness of our proposed interval OWA method. It offers improved performance compared to existing methods across a range of scenarios and risk attitudes, while the greedy implementation provides a computationally efficient alternative that performs well in many situations. These findings have implications for decision-making under interval uncertainty in various fields, including portfolio optimization, supply chain management, and project selection.

5 Conclusions

In this paper, we have presented a novel approach to applying OWA operators in the context of interval uncertainty. Our method extends the OWA concept to handle scenarios where costs or parameters are specified as intervals, providing a more nuanced representation of uncertainty. We established fundamental properties of our definition and developed efficient heuristic solution methods, including a 2-approximation method.

Our extensive computational experiments have demonstrated the effectiveness and scalability of our approach across various problem instances and risk attitudes. The results show that our method consistently outperforms existing approaches, particularly in risk-averse scenarios and for problems with larger uncertainty intervals. The proposed greedy algorithm provides a computationally efficient alternative to exact methods, offering a good balance between solution quality and running time.

Our work advances the field of decision-making under uncertainty by providing a unified framework that simultaneously handles interval uncertainty and decision-maker risk preferences. This integration allows for more nuanced and realistic modeling of complex decision scenarios. By directly incorporating interval uncertainty into the OWA framework, rather than treating it as a separate consideration, our approach enables a more comprehensive representation of both uncertainty and decision-maker preferences within a single model.

While our approach shows promising results, we have not yet established the computational complexity of the interval OWA problems. Proving if these problems are NP-hard remains an open challenge. Moreover, the exact complexity class of these problems is uncertain, as we currently lack an efficient method to calculate the VaR for interval-based uncertainties. This presents an interesting avenue for future research, potentially leading to a deeper understanding of the theoretical foundations of interval OWA problems.

Future research could also focus on developing specialized algorithms for specific classes of combinatorial problems under interval uncertainty, exploring the theoretical connections between our approach and other uncertainty modeling techniques, and investigating the application of our method to multi-objective optimization problems with interval-valued objectives. Additionally, establishing the computational complexity of interval OWA problems, developing more efficient algorithms for VaR calculation in this context, and extending the application of our method to other combinatorial optimization problems beyond selection would be valuable directions for further study.

References

- [BB09] Dimitris Bertsimas and David B Brown. Constructing uncertainty sets for robust linear optimization. *Operations research*, 57(6):1483–1495, 2009.
- [BGH23] Werner Baak, Marc Goerigk, and Michael Hartisch. A preference elicitation approach for the ordered weighted averaging criterion using solution choice observations. *European Journal of Operational Research*, 2023.

- [BGKZ23] Werner Baak, Marc Goerigk, Adam Kasperski, and Paweł Zieliński. Generalizing the min-max regret criterion using ordered weighted averaging. *arXiv preprint arXiv:2308.08522*, 2023.
- [BK18] Christoph Buchheim and Jannis Kurtz. Robust combinatorial optimization under convex and discrete cost uncertainty. *EURO Journal on Computational Optimization*, 6(3):211–238, 2018.
- [CG15] André Chassein and Marc Goerigk. Alternative formulations for the ordered weighted averaging objective. *Information Processing Letters*, 115(6-8):604–608, 2015.
- [CGKZ20] André Chassein, Marc Goerigk, Adam Kasperski, and Paweł Zieliński. Approximating combinatorial optimization problems with the ordered weighted averaging criterion. *European Journal of Operational Research*, 286(3):828–838, 2020.
- [CZ11] Huayou Chen and Ligang Zhou. An approach to group decision making with interval fuzzy preference relations based on induced generalized continuous ordered weighted averaging operator. *Expert Systems with Applications*, 38(10):13432–13440, 2011.
- [GH24] Marc Goerigk and Michael Hartisch. *An Introduction to Robust Combinatorial Optimization: Concepts, Models and Algorithms for Decision Making under Uncertainty*. International Series in Operations Research & Management Science. Springer Cham, 1 edition, 2024.
- [GS12] Lucie Galand and Olivier Spanjaard. Exact algorithms for OWA-optimization in multiobjective spanning tree problems. *Computers & Operations Research*, 39(7):1540 – 1554, 2012.
- [HLLR24] Wen He, Wei Liang, Álvaro Labella, and Rosa M Rodríguez. Application of choquet–OWA aggregation operator to fuse ELICIT information. In *Advances in Complex Decision Making*, pages 1–20. Chapman and Hall/CRC, 2024.
- [HLP88] G. H. Hardy, John E. Littlewood, and George Pólya. *Inequalities*. Cambridge University Press, 1988.
- [KZ15] Adam Kasperski and Paweł Zieliński. Combinatorial optimization problems with uncertain costs and the OWA criterion. *Theoretical Computer Science*, 565:102–112, 2015.
- [KZ16] Adam Kasperski and Paweł Zieliński. Robust discrete optimization under discrete and interval uncertainty: A survey. *Robustness analysis in decision aiding, optimization, and analytics*, pages 113–143, 2016.

- [LCM13] Hongbin Liu, Jianfeng Cai, and Luis Martínez. The importance weighted continuous generalized ordered weighted averaging operator and its application to group decision making. *Knowledge-Based Systems*, 48:24–36, 2013.
- [MC11] Jose M Merigo and Montserrat Casanovas. Decision-making with distance measures and induced aggregation operators. *Computers & Industrial Engineering*, 60(1):66–76, 2011.
- [OO12] Włodzimierz Ogryczak and Paweł Olender. On MILP models for the OWA optimization. *Journal of Telecommunications and Information Technology*, (2):5–12, 2012.
- [OŚ03] Włodzimierz Ogryczak and Tomasz Śliwiński. On solving linear programs with the ordered weighted averaging objective. *European Journal of Operational Research*, 148(1):80–91, 2003.
- [Pfl00] Georg Ch Pflug. Some remarks on the value-at-risk and the conditional value-at-risk. *Probabilistic constrained optimization: Methodology and applications*, pages 272–281, 2000.
- [RU00] R Tyrrell Rockafellar and Stanislav Uryasev. Optimization of conditional value-at-risk. *Journal of risk*, 2:21–42, 2000.
- [Ser09] Robert J Serfling. *Approximation theorems of mathematical statistics*. John Wiley & Sons, 2009.
- [XC08] Zeshui Xu and Jian Chen. Ordered weighted distance measure. *Journal of Systems Science and Systems Engineering*, 17(4):432–445, 2008.
- [XD02] ZS Xu and Qing-Li Da. The uncertain OWA operator. *International Journal of Intelligent Systems*, 17(6):569–575, 2002.
- [Xu05] Zeshui Xu. An overview of methods for determining OWA weights. *International Journal of Intelligent Systems*, 20(8):843–865, 2005.
- [Xu08] Zeshui Xu. Dependent uncertain ordered weighted aggregation operators. *Information Fusion*, 9(2):310–316, 2008.
- [Yag88] Ronald R. Yager. On ordered weighted averaging aggregation operators in multi-criteria decision making. *IEEE Transactions on Systems, Man and Cybernetics*, 18:183–190, 1988.
- [Yag04] Ronald R Yager. OWA aggregation over a continuous interval argument with applications to decision making. *IEEE Transactions on Systems, Man, and Cybernetics, Part B (Cybernetics)*, 34(5):1952–1963, 2004.
- [ZCL12] Ligang Zhou, Huayou Chen, and Jinpei Liu. Generalized power aggregation operators and their applications in group decision making. *Computers & Industrial Engineering*, 62(4):989–999, 2012.