

Exact MCMC for Intractable Proposals

Dwija Kakkad
Dept of Mathematics and Statistics
IIT Kanpur
dwijamk21@iitk.ac.in

Dootika Vats
Dept of Mathematics and Statistics
IIT Kanpur
dootika@iitk.ac.in

October 15, 2024

Abstract

Accept-reject based Markov chain Monte Carlo (MCMC) methods are the workhorse algorithm for Bayesian inference. These algorithms, like Metropolis-Hastings, require the choice of a proposal distribution which is typically informed by the desired target distribution. Surprisingly, proposal distributions with unknown normalizing constants are not uncommon, even though for such a choice of a proposal, the Metropolis-Hastings acceptance ratio cannot be evaluated exactly. Across the literature, authors resort to approximation methods that yield inexact MCMC or develop specialized algorithms to combat this problem. We show how Bernoulli factory MCMC algorithms, originally proposed for doubly intractable target distributions, can quite naturally be adapted to this situation. We present three diverse and relevant examples demonstrating the usefulness of the Bernoulli factory approach to this problem.

1 Introduction

To sample from a distribution with density π , accept-reject based Markov chain Monte Carlo (MCMC) algorithms produce a π -ergodic Markov chain using draws from a proposal distribution, $Q(\cdot|x)$. Algorithm 1 details a typical accept-reject based MCMC algorithm, where the acceptance function α is appropriately chosen. Let $q(\cdot|x)$ denote the density for $Q(\cdot|x)$. The popular Metropolis-Hastings algorithm corresponds to a particular choice of α :

$$\alpha_{\text{MH}}(x, y) = \min \left\{ 1, \frac{\pi(y)q(x|y)}{\pi(x)q(y|x)} \right\}. \quad (1)$$

If $\pi(x) \propto \tilde{\pi}(x)$, where the normalizing constant is possibly unknown, it is still possible to implement Algorithm 1 since the unknown normalizing constant cancels. The wide use of the Metropolis-Hastings algorithm (Dunson and Johndrow, 2020) is a consequence of this very generality.

Naturally, implementing any accept-reject MCMC algorithm requires the choice of a proposal distribution, Q . Different proposal distributions yield different algorithms like random walk Metropolis, Metropolis-Adjusted Langevin algorithm (Roberts and Tweedie, 1996), Barker’s proposal Livingstone and Zanella (2022), Hamiltonian Monte Carlo (Neal, 2011), etc. Often, a proposal distribution is chosen keeping in mind the geometry, support, and the general shape of the target density.

Algorithm 1 Accept-reject based MCMC

- 1: For $k = 1, 2, \dots, n$, let $X_k = x$ and repeat the following:
 - 2: Draw $Y = y \sim Q(\cdot|x)$
 - 3: Set $X_{k+1} = y$ with probability $\alpha(x, y)$ and $X_{k+1} = x$ with probability $1 - \alpha(x, y)$.
-

In most MCMC applications, a typical way in which Step 3 of Algorithm 1 is implemented is by drawing an independent $U \sim U(0, 1)$ and setting $X_{k+1} = y$ if $U \leq \alpha(x, y)$ and $X_{k+1} = x$, otherwise. However, when π is doubly intractable, in the sense that $\tilde{\pi}(x)$ itself cannot be evaluated, Algorithm 1 is no longer employable. An alternate interpretation of Algorithm 1 is presented in Algorithm 2, where a $\text{Bern}(\alpha(x, y))$ event determines acceptance or rejection of the proposed y . Statistically, Algorithms 1 and 2 are equivalent.

Algorithm 2 Alternative representation of Algorithm 1

- 1: For $k = 1, 2, \dots, n$, let $X_k = x$ and repeat the following:
 - 2: Draw $Y = y \sim Q(\cdot|x)$
 - 3: Draw $B \sim \text{Bern}(\alpha(x, y))$ independent of Y
 - 4: Set $X_{k+1} = y$ if $B = 1$ and $X_{k+1} = x$ if $B = 0$.
-

Inspired by the representation in Algorithm 2, Herbei and Berliner (2014); Gonçalves et al. (2017); Vats et al. (2022) use Bernoulli factories to obtain a draw from $\text{Bern}(\alpha(x, y))$, when evaluating $\alpha(x, y)$ is not possible. For a function l taking values in $[0, 1]$, a Bernoulli factory is a mechanism of generating $\text{Bern}(l(\lambda))$ using $\text{Bern}(\lambda)$ draws, without evaluating l . Here $\alpha(x, y)$ represents $l(\cdot)$ and we will explain what λ represents later. See Keane and O’Brien (1994) for more information on Bernoulli factories outside the context of MCMC. Bernoulli factory MCMC algorithms have so far been used in situations when $\alpha(x, y)$ cannot

be evaluated due to the double intractability of π . In this work, we highlight the use of Bernoulli factory MCMC algorithms for situations when q is intractable.

A Bernoulli factory is not possible for all functions l , and in fact it has been shown that there cannot exist a Bernoulli factory to generate events of probability $\alpha_{\text{MH}}(x, y)$ (Latuszyński et al., 2011). However, the Metropolis-Hastings acceptance function is only one choice of an acceptance function. There are many other acceptance functions that can yield a π -stationary Markov chain. In fact, a valid acceptance function is one that satisfies

$$\alpha(x, y)q(y|x)\pi(x) = \alpha(y, x)q(x|y)\pi(y).$$

The Barkers acceptance function (Barker, 1965) below is a common alternative to the Metropolis-Hasting acceptance function:

$$\alpha_{\text{B}}(x, y) = \frac{\pi(y)q(x|y)}{\pi(y)q(x|y) + \pi(x)q(y|x)}. \quad (2)$$

See Agrawal et al. (2023) for a non-exhaustive list of other acceptance functions. The popularity of Metropolis-Hastings over other acceptance functions is due to the result of Peskun (1973), proving that the Metropolis-Hastings acceptance function is optimal, in the sense that the asymptotic variance of ergodic averages is always smaller due to Metropolis-Hastings, compared to any other acceptance function. However, Gonçalves et al. (2017) showed that, unlike $\alpha_{\text{MH}}(x, y)$, a Bernoulli factory can be constructed to generate events of probability $\alpha_{\text{B}}(x, y)$, when π is doubly intractable.

We identify utility of Bernoulli factory MCMC algorithms for situations when q is intractable, in that

$$q(y|x) = \frac{\tilde{q}(y|x)}{r(x)},$$

where $r(x)$ is the unknown normalizing function. In such cases, the Metropolis-Hastings acceptance function reduces to

$$\alpha_{\text{MH}}(x, y) = \min \left\{ 1, \frac{\pi(y)\tilde{q}(x|y) r(x)}{\pi(x)\tilde{q}(y|x) r(y)} \right\},$$

and consequently cannot be evaluated. It is natural to question the choice of such a proposal distribution at all. Surprisingly, there are numerous instances of such proposal distributions being employed with adjustments made for the unavailability of $r(x)$. A typical example is

that of a truncated Gaussian proposal for target distributions with support on a set $A \subset \mathbb{R}$. Here, for some $h > 0$

$$q(y|x) = \frac{\exp\left\{-\frac{(y-x)^2}{2h}\right\} \mathbb{I}(y \in A)}{\int_A \exp\left\{-\frac{(s-x)^2}{2h}\right\} ds}. \quad (3)$$

Technically, the normalizing constant is intractable, although very good approximations of the Gaussian cumulative distribution function are available across software. Even still, in the truest sense, employing truncated Normal proposals in a Metropolis-Hastings algorithm yields approximate Markov chains. We present a general framework for implementing Bernoulli factory MCMC for such intractable proposals.

To efficiently implement the two-coin Bernoulli factory algorithm of [Gonçalves et al. \(2017\)](#), one requires a tight upper bound of $\pi(y)q(x|y)$. When π is doubly intractable, finding tight bounds for it can be challenging since π typically arises from a complicated Bayesian model. This requirement has restricted the use of Bernoulli factory MCMC for general doubly intractable targets. However, when q is intractable, it is still such that it must be possible to sample from Q , and thus, often tight bounds are available.

We demonstrate the utility of our proposed strategy via three examples¹. We continue the simple one-dimensional truncated Gaussian proposal example as a way to demonstrate our proposed methods and a proof of concept. Our second example is the repelling-attracting Metropolis (RAM) algorithm of [Tak et al. \(2018\)](#), where the proposal distribution is intractable by design, and we compare our Bernoulli factory solution with an auxiliary variable solution employed by the authors. Our Bernoulli factory solution can allow for a wider class of RAM proposal distributions to be employed, whereas the authors' auxiliary variable solution is restricted to symmetric proposals. Our final example is that of the estimation of a Cox process via constrained modulated Gaussian process developed by [Lopez-Lopera et al. \(2019\)](#). Intractability of the proposal in this case was handled by implementing approximate Metropolis-Hastings. Our Bernoulli factory solution is both faster and exact. In all three examples, tight bounds on the normalizing constants are easily available, and the Bernoulli factories are fairly efficient.

¹Reproducible R code is available in the GitHub repository: <https://github.com/dwija04/BernoulliFactoryProposals>.

2 Bernoulli Factory MCMC

2.1 Two-coin algorithm for doubly intractable targets

We review the Bernoulli factory proposed by [Gonçalves et al. \(2017\)](#) to implement Bakers algorithm for doubly intractable targets. Recall that $\pi(x)$ is such that $\pi(x) \propto \tilde{\pi}(x)$ where further assume that

$$\tilde{\pi}(x) = \int g(x, \eta) d\eta,$$

with η being a nuisance parameter. [Vats et al. \(2022\)](#) discuss that such target densities can be seen in Bayesian diffusion models, Bayesian models over constrained spaces, and Bayesian generalized linear models. The goal remains to run a π -ergodic MCMC algorithm. The two-coin algorithm of [Gonçalves et al. \(2017\)](#) is a Bernoulli factory that, given x and y , generates $\text{Bern}(\alpha_B(x, y))$ events without evaluating $\alpha_B(x, y)$. This two-coin algorithm is then used in Step 3 of Algorithm 2 to yield a π -ergodic Markov chain.

Let x be the current state of the Markov chain and let y be the proposed state. The two-coin algorithm builds on the following construction. Suppose for some $0 < p_x, p_y < 1$ and $c_x, c_y > 0$, we can write

$$\pi(x)q(y|x) = c_x p_x \quad \text{and} \quad \pi(y)q(x|y) = c_y p_y.$$

Consequently, we can rewrite $\alpha_B(x, y)$ as

$$\alpha_B(x, y) = \frac{c_y p_y}{c_x p_x + c_y p_y}.$$

A restriction here is that c_x and c_y must be such that they can be evaluated. One way to arrive at c_x and p_x is to find a c_x satisfying

$$\pi(x)q(y|x) \leq c_x \Rightarrow p_x = \frac{\pi(x)q(y|x)}{c_x}.$$

A similar arrangement yields c_y and p_y . The two-coin algorithm of [Gonçalves et al. \(2017\)](#) presented in Algorithm 3 is a Bernoulli factory that outputs 1 with probability $\alpha_B(x, y)$.

In Algorithm 3, Steps 5 and 11 loop back to Step 1, making it possible for the algorithm to be stuck in long loops. In fact, when the bounds c_y and c_x are too large, p_y and p_x are too small so that both $\text{Bern}(p_y)$ and $\text{Bern}(p_x)$ return failures, forcing a loop. More specifically, [Gonçalves et al. \(2017\)](#) explain that the expected number of loops needed until

Algorithm 3 Two-coin algorithm

```
1: Draw  $C_1 \sim \text{Bern}\left(\frac{c_y}{c_x + c_y}\right)$ 
2: if  $C_1 = 1$  then
3:   Draw  $C_2 \sim \text{Bern}(p_y)$ 
4:   if  $C_2 = 1$  then output 1
5:   else go to Step 1
6:   end if
7: end if
8: if  $C_1 = 0$  then
9:   Draw  $C_2 \sim \text{Bern}(p_x)$ 
10:  if  $C_2 = 1$  then output 0
11:  else go to Step 1
12:  end if
13: end if
```

the algorithm returns a realization are

$$\frac{c_x + c_y}{c_x p_x + c_y p_y} = \frac{c_x + c_y}{\pi(x)q(y|x) + \pi(y)q(x|y)}.$$

Notably, the larger the bounds c_x and c_y , the more inefficient the two-coin algorithm will be. It is fairly challenging to obtain tight bounds c_x and c_y in a typical Bayesian problem, as this often involves bounding the likelihood, which scales exponentially with data size. [Vats et al. \(2022\)](#) proposed a small modification to the two-coin algorithm to arrive at a portkey two-coin algorithm that can be significantly more efficient, however the acceptance probability is smaller than $\alpha_B(x, y)$, although still π -invariant.

2.2 Two-coin algorithm for intractable proposals

As we will demonstrate in Section 3, it is not uncommon for algorithms to employ proposal distributions that are intractable. Let $Q(\cdot|x)$ be a proposal distribution with density $q(y|x)$ defined on a support A . The proposal Q is such that it is possible to obtain realizations from it, but q is intractable in that

$$q(y|x) = \frac{\tilde{q}(y|x)}{r(x)},$$

where $\tilde{q}(y|x)$ is known, but the normalizing function $r(x)$ is unknown and of the form

$$r(x) = \int_A \tilde{q}(s|x) ds. \quad (4)$$

As explained in the introduction, the usual Metropolis-Hastings algorithm cannot be applied in this case, and we propose employing the two-coin algorithm. The Barkers acceptance function, in this case can be written as

$$\alpha_B(x, y) = \frac{\pi(y)\tilde{q}(x|y)r(x)}{\pi(y)\tilde{q}(x|y)r(x) + \pi(x)\tilde{q}(y|x)r(y)}. \quad (5)$$

To implement the two-coin algorithm, we have to upper bound the numerator and the denominator terms. However, since $\pi(x)$ and $\tilde{q}(y|x)$ can be evaluated, we just need to upper bound $r(y)$ to obtain a usable upper bound. Specifically, let $r(y) \leq b_y$, then set

$$c_x := \pi(x)\tilde{q}(y|x)b_y \quad \text{and} \quad p_x := \frac{r(y)}{b_y}. \quad (6)$$

We use subscript x in p_x to reinforce that in Algorithm 3, a $\text{Bern}(p_x)$ success yields the next iterate to be x . A similar construction can be done for the numerator term, so that $r(x) \leq b_x$ and

$$c_y := \pi(y)\tilde{q}(x|y)b_x \quad \text{and} \quad p_y := \frac{r(x)}{b_x}. \quad (7)$$

With these choices of c_x, c_y, p_x, p_y , Algorithm 3 can be implemented directly.

The last piece of the puzzle is to arrive at a way of simulating $\text{Bern}(p_y)$ events when p_y cannot be evaluated. Given the form of $r(x)$ in (4), this can be done easily through an importance sampling. Specifically, consider a distribution F defined on a support that contains A with density f . Then,

- (i) Draw $M \sim F$
- (ii) Draw $C_2|M \sim \text{Bern}\left(\frac{\tilde{q}(M|x)}{f(M)b_x}\right)$
- (iii) Then, marginally, $C_2 \sim \text{Bern}(p_y)$.

Thus, Steps 3 and 9 of Algorithm 3 can be implemented quite simply. A single draw from F suffices, and the resulting Markov chain is exact.

2.3 Exact Barkers algorithm for intractable proposals

We now provide the final algorithm for implementing Barkers accept-reject algorithm via Bernoulli factories for intractable proposals. To implement the algorithm, we require bounds for the normalizing functions of the proposal, $r(x)$ and $r(y)$, denoted here by b_x and b_y , respectively.

Algorithm 4 Bernoulli factory Barkers algorithm

- 1: **Input:** Current state $X_k = x$
 - 2: **Output:** Next state X_{k+1}
 - 3: Draw $y \sim Q(\cdot|x)$
 - 4: Obtain expressions for c_x, p_x, c_y , and p_y as given in (6) and (7)
 - 5: Let B be the output from Algorithm 3
 - 6: **if** $B = 1$ **then**
 - 7: **return** $X_{k+1} = y$
 - 8: **else**
 - 9: **return** $X_{k+1} = x$
 - 10: **end if**
-

Algorithm 4 implements an exact π -ergodic Markov chain using Barkers accept-reject function. Typically, any proposal Q has a tuning parameter which is chosen according to optimal tuning strategies available for Metropolis-Hastings acceptance functions (Roberts and Rosenthal, 2001). For random walk proposals, Metropolis-Hastings algorithms recommend tuning the proposals to obtain roughly 44% acceptance in one-dimension and 23% acceptance in high dimensions.

Recently, for Barkers acceptance functions, Agrawal et al. (2023) show that an optimal strategy for random walk proposals is to tune the proposal to 25% acceptance in one dimension and 16% acceptance in high-dimensions. Further, Agrawal et al. (2023) show that for a given random walk proposal Q , tuned to their own optimal strategies, Metropolis-Hastings accept-reject and Barkers accept-reject yield a relative efficiency of 1.39. This agrees with Peskun (1973), that Metropolis-Hastings is more efficient, but provides a clearer picture than Latuszyński and Roberts (2013) who showed that Metropolis-Hastings has an efficiency no better than twice as that of Barkers. Although, the proposals we employ are not random walk proposals, we find these recommended strategies are effective in our implementations.

3 Examples

3.1 Truncated Gaussian proposals

A Gaussian proposal is a popular choice for a proposal distribution. However, for target distributions defined on a restricted support, a Gaussian proposal can be inefficient, as values proposed outside the support are immediately rejected. A solution often employed is to use a truncated Gaussian proposal, truncated to the support of the target distribution (Chen and Campbell, 2024; Sarkar and Ni, 2024). For a target, π , with support $A \subset \mathbb{R}$, consider a Gaussian proposal with mean x , variance h , truncated to the set A :

$$q(y|x) = \frac{\frac{1}{\sqrt{2\pi h}} \exp\left\{-\frac{(y-x)^2}{2h}\right\} \mathbb{I}(y \in A)}{\int_A \frac{1}{\sqrt{2\pi h}} \exp\left\{-\frac{(s-x)^2}{2h}\right\} ds}. \quad (8)$$

As described earlier, although excellent approximations of the Gaussian cumulative distribution functions are available, the resulting Metropolis-Hastings algorithms remain theoretically inexact. Alternatively, it is actually quite straightforward to implement the two-coin algorithm in this case. See that in this case,

$$\frac{c_y}{c_y + c_x} = \frac{\pi(y)b_x}{\pi(y)b_x + \pi(x)b_y},$$

where,

$$\begin{aligned} r(x) &= \int_A \frac{1}{\sqrt{2\pi h}} \exp\left\{-\frac{(s-x)^2}{2h}\right\} ds \leq 1 =: b_x, \\ r(y) &= \int_A \frac{1}{\sqrt{2\pi h}} \exp\left\{-\frac{(s-y)^2}{2h}\right\} ds \leq 1 =: b_y. \end{aligned}$$

A simple upper bound is thus available on $r(x)$. To simulate $\text{Bern}(p_y)$ coins, we follow the following principle, setting $F = N(x, h)$:

- (i) Draw $M \sim N(x, h)$
- (ii) Set $C_2|M = \mathbb{I}(M \in A)$. Then $C_2 \sim \text{Bern}(p_y)$.

We now have all the ingredients to implement the two-coin algorithm for a given target density.

Table 1: Gamma target: Average loops of the two-coin algorithm

Loops	Bernoulli factory
Mean loops	1.33
Maximum loops	16.00

As a toy example, consider the $\text{Gamma}(\alpha, \beta)$ target distribution so that

$$\pi(x) \propto x^{\alpha-1} e^{-\beta x} \quad x > 0.$$

The support is $A = \{x \in \mathbb{R} : x > 0\}$. We set $\alpha = 2$ and $\beta = 1$ and tune h according to the optimal acceptance rates known for Metropolis-Hastings and Barkers. For a visual comparison, we first run both the approximate Metropolis-Hastings algorithm (using the `pnorm` function in R to approximate the distribution function of a Gaussian) and the exact Bernoulli factory Barkers algorithm for 10^6 iterations and compare the estimated density and estimated autocorrelation function plots. Results are in Figure 1 where both estimated density plots are similar and as expected, the Barkers algorithm demonstrates slightly more persistent autocorrelation than the Metropolis-Hastings algorithm. The `pnorm` function in R uses the approximation by [Cody \(1969\)](#) that is accurate upto 18 decimal digits, and thus, we do not expect a visual difference in the estimated density plots. Such approximations are not available for a multivariate truncated Gaussian distribution, which we will focus on in Section 3.3.

To assess the computational burden added by the Bernoulli factory, we run 100 Markov chains of length 10^6 each to obtain the average loops in the Bernoulli factory, and calculate the average of the maximum loops taken in each run. The results are provided in Table 1. The two-coin algorithm is quite efficient, requiring an average of 1.33 loops to generate an accept-reject coin. The average of the maximum number of loops required in runs of length 10^6 was 16. For comparison, we present effective sample size (ESS), computational time, and effective sample size per second in Table 2 for both Metropolis-Hastings and Barkers algorithms. Noticeably, the computational time for both algorithms are similar. The effective sample size from the Metropolis-Hastings implementation is roughly 1.3 times the effective sample size from Barkers implementation, in line with the theory discussed in Section 2.3.

Table 2: Gamma target: Effective sample size

Proposal	Bernoulli Factory	Metropolis Hastings
ESS	120682	160222
ESS per second	4221	6353
Avg computing time (s)	30.64	27.63

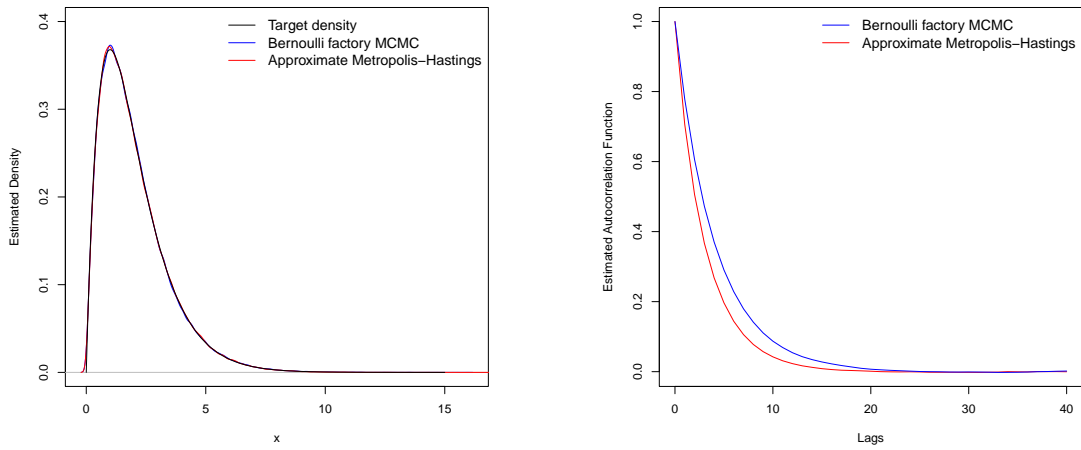


Figure 1: Gamma target: (Left) Density plot for one run of Metropolis-Hastings and Barkers algorithms and (right) estimated autocorrelation function plots for Metropolis-Hastings and Barkers algorithms.

3.2 Repelling-Attracting Metropolis algorithm

The RAM algorithm of [Tak et al. \(2018\)](#) was developed to encourage mode-jumping in multi-modal distributions. The key idea behind the RAM algorithm is to propose the next move in two steps: a forced downward step that intentionally looks to move in areas of low probability and a subsequent forced upwards move. This helps the Markov chain jump modes more effectively than standard random-walk proposals.

The RAM proposal is constructed in the following way. Let π be the target density and let $s(\cdot|x)$ be a symmetric proposal density. Their down-up proposal density is denoted by $q^{\text{DU}}(y|x)$ and a draw from this is obtained in the following way for a small $\epsilon > 0$:

1. Propose x' from $s(\cdot|x)$ and accept with probability

$$\alpha_\epsilon^{\text{D}}(x, x') = \min \left\{ 1, \frac{\pi(x) + \epsilon}{\pi(x') + \epsilon} \right\}.$$

That is, continue proposing from s until a draw is accepted. This forces a downward move, and the density of the accepted x' is

$$q^{\text{D}}(x'|x) = \frac{s(x'|x)\alpha_\epsilon^{\text{D}}(x, x')}{A^{\text{D}}(x)},$$

where $A^{\text{D}}(x)$ is the normalizing constant

$$A^{\text{D}}(x) = \int s(x'|x)\alpha_\epsilon^{\text{D}}(x, x')dx'. \quad (9)$$

2. Propose y from $s(\cdot|x')$ and accept with probability

$$\alpha_\epsilon^{\text{U}}(x', y) = \min \left\{ 1, \frac{\pi(y) + \epsilon}{\pi(x') + \epsilon} \right\}.$$

That is, continue proposing from s until a draw is accepted. This forces an upward move, and the density of the accepted y is

$$q^{\text{U}}(y|x') = \frac{s(y|x')\alpha_\epsilon^{\text{U}}(x', y)}{A^{\text{U}}(x')},$$

where $A^{\text{U}}(x')$ is the normalizing constant $A^{\text{U}}(x') = \int s(y|x')\alpha_\epsilon^{\text{U}}(x', y)dy$.

The purpose of $\epsilon > 0$ is to avoid divide-by-zero errors. Given x , the final proposal density is obtained by integrating out the intermediate downward move

$$q^{\text{DU}}(y|x) = \int q^{\text{D}}(x'|x)q^{\text{U}}(y|x')dx'.$$

For most choices of s , q^{DU} is intractable. Employing this proposal density, and critically due to the fact that s is a symmetric proposal density, it can be shown that the Metropolis-Hastings ratio reduces to

$$\frac{\pi(y)q^{\text{DU}}(x|y)}{\pi(x)q^{\text{DU}}(y|x)} = \frac{\pi(y)A^{\text{D}}(x)}{\pi(x)A^{\text{D}}(y)}. \quad (10)$$

Since A^{D} is intractable, the Metropolis-Hastings ratio cannot be evaluated and thus implementing the standard Metropolis-Hastings algorithm is not possible.

3.2.1 The auxiliary variable approach

[Tak et al. \(2018\)](#) employ an auxiliary variable approach to generate a Markov chain using q^{DU} as a proposal. The method originally introduced in [Møller et al. \(2006\)](#), involves augmenting the Markov chain state-space with an auxiliary variable, z , in such a way that the marginal density for x remains π , but the Metropolis-Hastings acceptance ratio for the joint chain is tractable. [Algorithm 5](#) provides the detailed steps. After generating y from q^{DU} , generate z^* given y using the downward density q^{D} . Consequently, the joint target density is $\pi(x, z) = \pi(x)s(z|x)$, but employing accept-reject for the proposed (y, z^*) becomes tractable. The method requires additional computational effort due to the sampling of z^* .

Remark 1. Critically, the auxiliary variable approach is only applicable when s is a symmetric proposal. In [Tak et al. \(2018\)](#), the authors mention that it would be useful to employ an anti-Langevin proposal in s , but such a choice does not allow for exact sampling via the auxiliary variable approach.

3.2.2 RAM algorithm using Bernoulli factories

We implement the two-coin Barkers algorithm for the RAM proposal. The Barkers acceptance function in this case simplifies to

$$\alpha_B(x, y) = \frac{\pi(y)A^{\text{D}}(x)}{\pi(x)A^{\text{D}}(y) + \pi(y)A^{\text{D}}(x)}. \quad (11)$$

Algorithm 5 RAM algorithm using auxiliary variables

- 1: Set initial values X_0, Z_0
 - 2: **for** $t = 1, 2, \dots$, set $(x, z) = (X_t, Z_t)$ and
 - 3: Repeatedly sample $x' \sim s(\cdot|x)$ and $U_1 \sim \text{Uniform}(0, 1)$ until $U_1 < \min \left\{ 1, \frac{\pi(x)+\epsilon}{\pi(x')+\epsilon} \right\}$
 - 4: Repeatedly sample $y \sim s(\cdot|x')$ and $U_2 \sim \text{Uniform}(0, 1)$ until $U_2 < \min \left\{ 1, \frac{\pi(y)+\epsilon}{\pi(x')+\epsilon} \right\}$
 - 5: Repeatedly sample $z^* \sim s(\cdot|y)$ and $U_3 \sim \text{Uniform}(0, 1)$ until $U_3 < \min \left\{ 1, \frac{\pi(y)+\epsilon}{\pi(z^*)+\epsilon} \right\}$
 - 6: **if** $u_4 < \min \left\{ 1, \frac{\pi(y) \min \left\{ 1, \frac{\pi(x)+\epsilon}{\pi(z)+\epsilon} \right\}}{\pi(x) \min \left\{ 1, \frac{\pi(y)+\epsilon}{\pi(z^*)+\epsilon} \right\}} \right\}$ **then**
 - 7: Set $(X_{t+1}, Z_{t+1}) = (y, z^*)$.
 - 8: **else**
 - 9: Set $(X_{t+1}, Z_{t+1}) = (x, z)$.
 - 10: **end if**
-

Comparing (11) with (5), we recognize that

$$\begin{aligned} r(x) &= A^D(x) \\ &= \int s(x'|x) \alpha_\epsilon^D(x, x') dx' \\ &\leq \int s(x'|x) dx' \\ &\leq 1 =: b_x. \end{aligned}$$

Similarly,

$$r(y) = \int s(x'|y) \alpha_\epsilon^D(y, x') dx' \leq 1 =: b_y.$$

Here again, simple and effective upper bounds are available on the unknown probabilities. In order to simulate $\text{Bern}(p_y = r(x)/b_x)$ coins, we do the following, setting $f(\cdot) = s(\cdot|x)$:

1. Draw $M \sim s(\cdot|x)$
2. Draw $C_2|M \sim \text{Bern}(\alpha_\epsilon^D(x, M))$
3. Then, marginally $C_2 \sim \text{Bern}(p_y)$.

With this, the ingredients for implementing the two-coin algorithms are complete.

Remark 2. Unlike the auxiliary variable approach, the Bernoulli factory implementation is not restricted to symmetric choices of s .

3.2.3 Sensor network localization

Consider a sensor network localization example from [Ihler et al. \(2005\)](#) where the goal is to search for unknown sensor locations using noisy distance data. There are 6 sensors scattered on a two-dimensional plane and the location of 4 of them is unknown. Let $x_k^\top = (x_{k1}, x_{k2})$ denote the co-ordinates of the k^{th} sensor, and y_{ij} denote the Euclidean distance between the i^{th} and j^{th} sensors. The variable w_{ij} is 1 if the distance between x_i and x_j is observed and zero otherwise. The complete model is

$$w_{ij}|x_1, \dots, x_4 \stackrel{\text{ind}}{\sim} \text{Bern} \left(\exp \left(-\frac{\|x_i - x_j\|^2}{2 \times 0.3^2} \right) \right),$$

and

$$y_{ij}|(w_{ij} = 1), x_1, \dots, x_4 \stackrel{\text{ind}}{\sim} 1(\|x_i - x_j\|, 0.02^2).$$

We borrow the simulation setup of [Tak et al. \(2018\)](#). For each unknown location, assume a diffuse bivariate Gaussian prior with mean $(0, 0)^\top$ and covariance matrix $10^2 \times I_2$. The 8-dimensional posterior distribution of (x_1, x_2, x_3, x_4) is highly multimodal. [Tak et al. \(2018\)](#) employed a Metropolis-within-Gibbs approach and use the RAM proposal for the update of each of the four locations, yielding four accept-reject steps, one of each location. For each location, the proposal distribution, s , is a random-walk bivariate normal with covariance matrix $1.08I_2$. Coding implementations of their RAM algorithm is available via their official code submission. For equal comparison, we employ the same scheme, replacing the auxiliary variable Metropolis-Hastings scheme with the two-coin Barkers scheme. We first implement both auxiliary variable and Bernoulli factory chains for a single run for length 10^6 and a thinned plot of the samples are in [Figure 2](#). Both methods seems to have jumped modes reasonably well.

In [Tables 3 and 4](#), we quantitatively compare the performance of the two methods by replicating chains of length 2×10^5 , 100 times. First, we note that the Bernoulli factory and auxiliary variable computational burdens are quite similar, with the auxiliary variable sampler being marginally slower. The effective sample size is estimated using the methods of [Vats et al. \(2019\)](#) implemented in the R package `mcmcse` ([Flegal et al., 2021](#)). As expected, Barkers algorithm is slightly less statistically efficient, however the availability of choosing asymmetric s in Bernoulli factory implementations will provide a lot more flexibility to users.

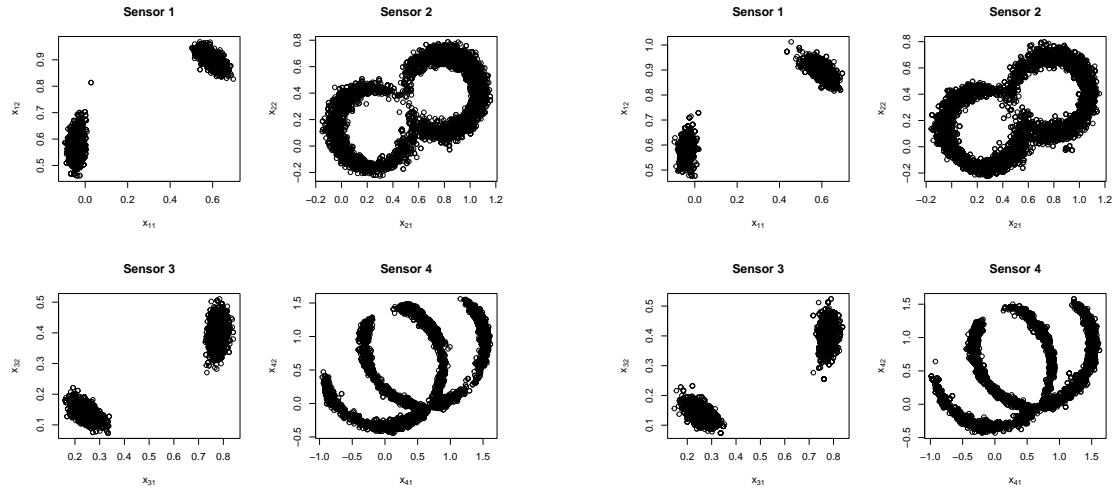


Figure 2: Sensor network localization: Scatterplots using auxiliary variable method (left) and Barkers algorithm (right).

Table 3: RAM: Comparison of average and maximum loops

Loops	Average		Maximum	
	Bernoulli factory	Auxiliary variable	Bernoulli factory	Auxiliary variable
Sensor 1	1.07	1.07	6.70	6.54
Sensor 2	1.08	1.08	6.96	6.86
Sensor 3	1.05	1.05	6.04	5.85
Sensor 4	1.13	1.13	10.75	10.91

Table 4: RAM: ESS and computational time

	Bernoulli factory	Auxiliary variable
ESS	164	201
ESS/s	0.0387	0.0428
Time (s)	4442.178	4905.473

3.3 Gaussian process modulated Cox process

A Cox process is an extension of an inhomogenous Poisson process where the intensity $\lambda(\cdot)$ is sampled from a non-negative stochastic process $\Lambda(\cdot)$. The goal is to approximate the intensity of a Cox process using a finite dimensional Gaussian Process (GP), $\Lambda_m(\cdot)$, subject to some constraints. [Lopez-Lopera et al. \(2019\)](#) propose a Bayesian paradigm for this, where the posterior distribution is supported on a constraint space, and further propose a Metropolis-Hastings algorithm using a Gaussian proposal, truncated to this support. The truncated Gaussian leads to an intractable proposal, and the authors resort to approximate inference by estimating the intractable constants.

Consider the example of [Adams et al. \(2009\)](#); [Lopez-Lopera et al. \(2019\)](#), where the true intensity is

$$\lambda(x) = 2 \exp \left\{ -\frac{x}{15} \right\} + \exp \left\{ -\left(\frac{x-25}{10} \right)^2 \right\},$$

on the domain $S = [0, 50]$. For the finite-dimensional GP, they consider a set of equispaced knots $t_1, \dots, t_m \in S$ such that $t_j = (j-1)/\Delta_m$, where $\Delta_m = 50$, the Lebesgue measure on the set S . Let $\Lambda_m(\cdot)$ be the finite dimensional approximation of the GP $\Lambda(\cdot)$ constructed via piecewise linear interpolations at the knots t_1, \dots, t_m :

$$\Lambda_m(x) = \sum_{j=1}^m \phi_j(x) \xi_j,$$

where the functions $\phi_j : j = 1, \dots, m$ are given by

$$\phi_j(x) := \begin{cases} 1 - \left| \frac{x-t_j}{\Delta_m} \right|, & \text{if } \left| \frac{x-t_j}{\Delta_m} \right| \leq 1, \\ 0, & \text{otherwise.} \end{cases}$$

Our aim is to estimate Λ_m under the constraint that it belongs to a set of convex functions satisfying some constraints. As in [Lopez-Lopera et al. \(2019\)](#), taking the non-negativeness constraint, this is equivalent to estimating $\xi = (\xi_1 \dots \xi_m)^\top$ with $\xi \in \mathcal{C}_+$, where \mathcal{C}_+ is a convex set defined by

$$\mathcal{C}_+ = \{a \in \mathbb{R}^m : \text{for all } j = 1, \dots, m : a_j > 0\}.$$

Let the N_0 independent observations from the inhomogeneous Poisson process be de-

noted by (n_ν, \tilde{x}_ν) , where $\nu = 1, 2, \dots, N_0$. For the ν th observation, n_ν denotes the number of instances observed and the vector \tilde{x}_ν are iid realizations from the intensity function. Under the finite-dimensional approximation framework, the likelihood for the ν^{th} observation is then

$$L(\xi | n_\nu, x_{1\nu}, \dots, x_{n\nu}) \propto e^{-\sum_{j=1}^m c_j \xi_j} \prod_{i=1}^{n_\nu} \sum_{j=1}^m \phi_j(x_{i\nu}) \xi_j.$$

Here, $c_1 = c_m = \Delta_m/2$ and $c_j = \Delta_m$ for $1 < j < m$. [Lopez-Lopera et al. \(2019\)](#) assume a truncated Gaussian prior, truncated to $\xi \in \mathcal{C}_+$, with mean 0 and covariance matrix Γ , where Γ is the matrix discretization of a squared exponential kernel:

$$\Gamma_{ij} = \sigma^2 \exp\left(-\frac{(t_i - t_j)^2}{2l^2}\right),$$

where we estimate σ^2 and l using the defaults in the R package [López-Lopera \(2018\)](#). Thus, the prior density is,

$$f(\xi) = \frac{\exp\{\frac{1}{2}\xi^T \Gamma^{-1} \xi\}}{\int_{\mathcal{C}_+} \exp\{\frac{1}{2}s^T \Gamma^{-1} s\} ds}, \quad \xi \in \mathcal{C}_+.$$

In order to sample from the m -dimensional posterior distribution, the authors employ a Metropolis-Hastings sampler with a truncated multivariate Gaussian proposal

$$q(\chi | \xi_k) = \frac{\exp\left(-\frac{1}{2}[\chi - \xi_k]^T \Sigma^{-1} [\chi - \xi_k]\right) \mathbb{I}(\chi \in \mathcal{C}_+)}{\int_{\mathcal{C}_+} \exp\left(-\frac{1}{2}[t - \xi_k]^T \Sigma^{-1} [t - \xi_k]\right) dt}.$$

Let $s(\cdot | \xi_k)$ denote the density of an untruncated multivariate Gaussian and define the following integral

$$r(\xi_k) = \int_{\mathcal{C}_+} s(t | \xi_k) dt.$$

The covariance matrix of the proposal Σ is given by

$$\Sigma = \eta \Gamma,$$

where Γ is as defined above and η is tuned for a desired acceptance probability. Since the proposal density is intractable, [Lopez-Lopera et al. \(2019\)](#) approximate the normalizing constants $r(\xi_k)$ and $r(\chi)$ in each iteration of the Metropolis-Hastings using Monte-Carlo

techniques suggested by [Botev \(2016\)](#) with 200 Monte Carlo samples for each integral evaluation. This turns out to be a relatively expensive procedure, in addition to it being fairly inexact, as we will demonstrate.

We now explain the details of implementing the two-coin algorithm. For any step of the Markov chain, let the current iterate be ξ_k and the proposed value be χ . The Barkers acceptance ratio is

$$\alpha_B(\chi, \xi_k) = \frac{\pi(\chi)r(\xi_k)}{\pi(\chi)r(\xi_k) + \pi(\xi_k)r(\chi)}.$$

Notice that,

$$r(\xi_k) = \int_{t \in \mathcal{C}_+} s(t|\xi_k) \leq 1 =: b_x.$$

Analogously,

$$r(\chi) = \int_{t \in \mathcal{C}_+} s(t|\chi) \leq 1 =: b_y.$$

The corresponding values of p_x and p_y are

$$p_x = \int_{t \in \mathcal{C}_+} s(t|\chi) dt \quad \text{and} \quad p_y = \int_{t \in \mathcal{C}_+} s(t|\xi_k) dt.$$

To draw a $\text{Bern}(p_y = r(\xi_k)/b_x)$ we do the following, setting $f(\cdot) = s(\cdot|\xi_k)$:

1. Draw $M \sim s(\cdot|\xi_k)$
2. Set $C_2|M = \mathbb{I}(M \in \mathcal{C}_+)$. Then $C_2 \sim \text{Bern}(p_y)$.

We generate the data with $N_0 = 10$ comparing the performance of the exact Bernoulli factory Barkers algorithm with the inexact Metropolis-Hastings implemented by [Lopez-Lopera et al. \(2019\)](#), for this same intensity function. Similar to [Lopez-Lopera et al. \(2019\)](#), we set $m = 100$. For Metropolis-Hastings, we tune η to obtain 23% acceptance and for Barkers we tune η to obtain 16% acceptance. In [Figure 3](#) we show the estimated marginal density plot for the 100th component of ξ from both the methods, from Markov chains of length 10^6 . There is a noticeable difference in the two estimated density plots; with Barkers being exact, it is then evident that the inexact implementation is visibly inaccurate.

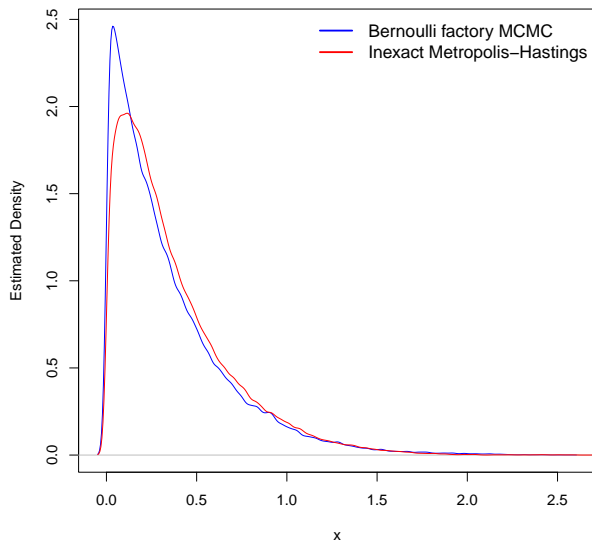


Figure 3: Cox: Estimated density plots for the 100th component using both methods.

Table 5: Cox: ESS and computational time

	Barkers exact	Inexact MH
ESS	827	1345
ESS/s	0.2776	0.0610
Time (s)	3097	22435

Replicating the Markov chains of length 2×10^5 , 100 times, the results in Table 5 give way to the fact that the Barkers implementation is actually faster, enough to offset the reduction in effective sample size, with the added advantage of exact inference. The reason the two-coin algorithm is fast is because of relatively low number of Bernoulli factory steps required; the average number of Bernoulli factory loops required in a 2×10^5 run was 18.39, with the average maximum number of loops being 2427.

4 Discussion

The two-coin algorithm proves to be significantly more efficient when utilized for intractable proposals, than when dealing with doubly intractable posteriors. This is almost exclusively

because the proposals must be such that sampling from them is viable. This limits the general complexity of the proposal density making them inherently convenient to bound. As shown in our examples, natural bounds are immediately available when dealing with truncated proposals. Certainly, it is possible that for some implementations the bounds are weak and the two-coin algorithm is inefficient. In such a case, [Vats et al. \(2022\)](#) propose a portkey two-coin algorithm that can be significantly more efficient than the two-coin algorithm. However, this Bernoulli factory induces a different acceptance probability, which although still yielding π -invariance, is statistically more inefficient than Barkers algorithm.

5 Acknowledgments

Dootika Vats is supported by Google Asia Pacific Pte Ltd.

References

- Adams, R., Murray, I., and Mackay, D. (2009). Tractable nonparametric bayesian inference in poisson processes with gaussian process intensities. *Proceedings of the 26th International Conference on Machine Learning*, 382:2.
- Agrawal, S., Vats, D., Łatuszyński, K., and Roberts, G. O. (2023). Optimal scaling of MCMC beyond Metropolis. *Advances in Applied Probability*, 55(2):492–509.
- Barker, A. A. (1965). Monte Carlo calculations of the radial distribution functions for a proton? electron plasma. *Australian Journal of Physics*, 18(2):119–134.
- Botev, Z. I. (2016). The normal law under linear restrictions: Simulation and estimation via minimax tilting. *Journal of the Royal Statistical Society Series B: Statistical Methodology*, 79(1):125–148.
- Chen, N. and Campbell, T. (2024). Coreset markov chain Monte Carlo. In *International Conference on Artificial Intelligence and Statistics*, pages 4438–4446. PMLR.
- Cody, W. J. (1969). Rational Chebyshev approximations for the error function. *Mathematics of Computation*, 23(107):631–637.

- Dunson, D. B. and Johndrow, J. E. (2020). The Hastings algorithm at fifty. *Biometrika*, 107(1):1–23.
- Flegal, J. M., Hughes, J., Vats, D., Dai, N., Gupta, K., and Maji, U. (2021). *mcmcse: Monte Carlo Standard Errors for MCMC*. Riverside, CA, and Kanpur, India. R package version 1.5-0.
- Gonçalves, F. B., Łatuszyński, K., and Roberts, G. O. (2017). Barker’s algorithm for Bayesian inference with intractable likelihoods.
- Herbei, R. and Berliner, L. M. (2014). Estimating ocean circulation: an MCMC approach with approximated likelihoods via the Bernoulli factory. *Journal of the American Statistical Association*, 109(507):944–954.
- Ihler, A., Fisher, J., Moses, R., and Willsky, A. (2005). Nonparametric belief propagation for self-localization of sensor networks. *IEEE Journal on Selected Areas in Communications*, 23(4):809–819.
- Keane, M. and O’Brien, G. L. (1994). A Bernoulli factory. *ACM Transactions on Modeling and Computer Simulation (TOMACS)*, 4(2):213–219.
- Łatuszyński, K., Kosmidis, I., Papaspiliopoulos, O., and Roberts, G. O. (2011). Simulating events of unknown probabilities via reverse time Martingales. *Random Structures & Algorithms*, 38(4):441–452.
- Łatuszyński, K. and Roberts, G. O. (2013). Clts and asymptotic variance of time-sampled Markov chains. *Methodology and Computing in Applied Probability*, 15(1):237–247.
- Livingstone, S. and Zanella, G. (2022). The Barker proposal: combining robustness and efficiency in gradient-based MCMC. *Journal of the Royal Statistical Society Series B: Statistical Methodology*, 84(2):496–523.
- López-Lopera, A. F. (2018). lineqgpr: Gaussian process regression models with linear inequality constraints. *R package version 0.0*, 3.
- Lopez-Lopera, A. F., John, S., and Durrande, N. (2019). Gaussian process modulated cox processes under linear inequality constraints. In Chaudhuri, K. and Sugiyama, M.,

- editors, *Proceedings of the Twenty-Second International Conference on Artificial Intelligence and Statistics*, volume 89 of *Proceedings of Machine Learning Research*, pages 1997–2006. PMLR.
- Møller, J., Pettitt, A., Reeves, R., and Berthelsen, K. (2006). An efficient markov chain monte carlo method for distributions with intractable normalising constants. *Biometrika*, 93(2):451–458.
- Neal, R. M. (2011). *MCMC Using Hamiltonian Dynamics*. Chapman and Hall/CRC.
- Peskun, P. H. (1973). Optimum Monte-Carlo sampling using Markov chains. *Biometrika*, 60(3):607–612.
- Roberts, G. O. and Rosenthal, J. S. (2001). Optimal scaling for various Metropolis-Hastings algorithms. *Statistical science*, 16(4):351–367.
- Roberts, G. O. and Tweedie, R. L. (1996). Exponential convergence of Langevin distributions and their discrete approximations. *Bernoulli*, 2(4):341–363.
- Sarkar, B. and Ni, Y. (2024). Mr. rgm: An r package for fitting Bayesian multivariate bidirectional mendelian randomization networks. *arXiv preprint arXiv:2403.03944*.
- Tak, H., Meng, X.-L., and van Dyk, D. A. (2018). A repelling–attracting metropolis algorithm for multimodality. *Journal of Computational and Graphical Statistics*, 27(3):479–490.
- Vats, D., Flegal, J. M., and Jones, G. L. (2019). Multivariate output analysis for Markov chain Monte Carlo. *Biometrika*, 106(2):321–337.
- Vats, D., Gonçalves, F. B., Łatuszyński, K., and Roberts, G. O. (2022). Efficient bernoulli factory Markov chain Monte Carlo for intractable posteriors. *Biometrika*, 109(2):369–385.