

Parallel Batch Scheduling With Incompatible Job Families Via Constraint Programming

Jorge A. Huertas, Pascal Van Hentenryck

Abstract—This paper addresses the incompatible case of parallel batch scheduling, where compatible jobs belong to the same family, and jobs from different families cannot be processed together in the same batch. Existing constraint programming (CP) models for this problem fail to synchronize the processing of the jobs within their batch, resulting in batch interruptions. In the context of the diffusion area in the semiconductor manufacturing process, these interrupted solutions would disrupt the thermal stability required for a uniform dopant distribution on the wafers. This paper proposes three new CP models that directly tackle these interruptions in the formulation, including two adaptations of existing models and a novel *Redundant Synchronized* (RS) model. These existing and novel models are compared on standard test cases, demonstrating the superiority of the RS model in finding optimal or near-optimal solutions quickly.

Index Terms—Scheduling, Parallel Batching, Incompatible Job Families, Constraint Programming, Synchronization.

I. INTRODUCTION

In the current and highly competitive landscape of the manufacturing industry, companies are under growing pressure to minimize production costs and reduce cycle times. A crucial approach to achieving these goals is performing certain manufacturing processes in batches [1, 2]. In *parallel batching* (p-batch), jobs inside a batch are processed in parallel at the same time, allowing to reduce their cycle times [2, 3, 4].

P-batch is a common problem that appears in many contexts such as metal processing [5], truck delivery [6], automobile gear manufacturing [7], additive manufacturing (AM) [8, 9, 10], composite manufacturing [11], milk processing [12], and many more [2, 13]. Nonetheless, it has been mostly studied in the semiconductor manufacturing (SM) process, which is the most complex manufacturing process in the world and consists of two stages [1, 2, 3]. The first stage is the *front-end*, where the integrated circuits (ICs) are built on the silicon wafers in a wafer fabrication facility (wafer fab). The second stage is the *back-end*, where the individual ICs are assembled (A) and tested (T) before final packaging in an AT fab. [2, 3].

In the back-end, p-batching has been typically studied in the burn-in operations of the testing phase, where the individual ICs are subject to thermal stress over an extended period to detect latent defects [2, 14]. The test of an individual IC is a job that requires a minimum processing time, predefined ahead of time. Due to the prolonged processing times, jobs are batched to be put in the oven, and the processing time of the batch is the longest of the jobs in it. In this setting,

jobs can remain in the oven beyond their required time but cannot be removed before the batch is completed [15, 16]. This scheduling problem belongs to the *compatible* case of p-batch, where all the jobs are compatible and can therefore be batched together [2].

A more complex p-batch problem arises in the front-end of the SM process, in the diffusion area of the wafer fab, where dopants are introduced into the silicon wafers at high temperatures to alter their electrical properties. This is achieved using diffusion furnaces that operate in batches, applying constant heat on the wafers for long periods, typically 10-12 hours [17]. These prolonged processing times are essential to ensure the thermal stability required for an even distribution of dopants on the wafers [18]. Due to the chemical nature of the process, not all the jobs can be batched together. Instead, *incompatible job families* are defined by the distinct “recipes” of the jobs, which dictate unique dopants and thermal conditions [2]. Jobs with the same recipe are said to be compatible and therefore grouped into the same family; jobs in the same family also have the same processing time [1, 19]. Jobs of different families are said to be *incompatible* and cannot be processed together in the same batch, as this may result in unwanted cross-contamination in the chemical process. Hence, the scheduling problem in the diffusion area belongs to the incompatible case of p-batch, where the batches can only contain jobs of the same family [2, 18]. Furthermore, due to the risk of burning the wafers or damaging the chemical process, jobs cannot remain in the furnace beyond their processing time. Moreover, the processing of a batch cannot be interrupted to include or remove jobs mid-process, as this would disrupt the thermal stability and jeopardize the uniformity of the diffusion [18]. Thus, jobs inside a batch must be *synchronized*, i.e., their processing must start and end together. This synchronization of jobs within their batch is critical for the diffusion but is typically neglected in traditional p-batch models, like the ones for the compatible case of p-batch in the burn-in operations.

Existing exact methods in the literature for p-batching include mixed-integer programming (MIP) [6, 18] and Constraint Programming (CP) models [8, 18]. MIP models do not scale well and are outperformed by the CP approaches [2, 18]. However, the existing CP models fail to synchronize the jobs within their batch, allowing interruptions mid-process. This paper remedies this shortcoming by proposing three new CP models that directly tackle these interruptions in their formulation, and explores the impact of breaking symmetries in the solution. Furthermore, the paper conducts thorough computational experiments that demonstrate the benefits of the proposed models over those in the literature.

This research was partly supported by the NSF *AI Institute for Advances in Optimization* (Award 2112533) (Corresponding author: Jorge A. Huertas.) J.A. Huertas, and P. Van Hentenryck are with the *Georgia Institute of Technology*, Atlanta, GA, USA (e-mails: huertas.ja@gatech.edu, pvh@gatech.edu).

The remainder of this paper is organized as follows. Section II presents a literature review on p-batching. Section III clearly outlines our contributions. Section IV formally presents the description of the problem we address. Section V presents an existing CP model that allows interruptions. Section VI presents our proposed CP models that remedy them. Section VII presents our computational experiments and their results. Finally, Section VIII presents the conclusions and outlines future lines of research.

II. LITERATURE REVIEW

The scheduling literature distinguishes two types of p-batch: *compatible* and *incompatible* p-batch [2, 1, 3]. In the compatible case, all the jobs are compatible and can therefore be batched together. In contrast, in the incompatible case, jobs are grouped into *families*, compatible jobs belong to the same family, and jobs of different families cannot be processed together in the same batch [3, 2, 4].

The standard classification scheme for scheduling problems provided by Graham et al. [20] is $\alpha|\beta|\gamma$, where α denotes the scheduling environment, β describes the job and family characteristics and any restrictions, and γ defines the objective function. This section focuses on relevant articles that deal with multiple parallel machines (i.e., $\alpha = P$). For a more comprehensive overview of single-machine p-batch, interested readers are referred to the recent survey by Fowler and Mönch [2]. For β , the focus is on articles that deal with multiple incompatible families (i.e., $P|p\text{-batch}, \text{incompatible}|\gamma$), although key articles with a single compatible family (i.e., $P|p\text{-batch}|\gamma$) are also considered, as the paper extends some of their concepts to the incompatible case. The review also includes some articles that consider non-identical job sizes (s_j) and release times (r_j). For γ , the reviewed objective functions primarily fall into three categories: (i) utilization objectives such as minimizing the makespan; (ii) cycle time objectives such as minimizing the total completion time (TCT) and its weighted counterpart (TWCT); and (iii) on-time delivery objectives such as minimizing earliness, lateness, tardiness, number of tardy jobs, including their weighted variants [2]. However, since the diffusion area is usually a bottleneck in the wafer fab, fab leaders often focus on the cycle time of the jobs to increase the effective movement of products [19]. Thus, the focus is on minimizing the TWCT, which specifically targets the cycle time performance [2].

Most of the articles that consider multiple parallel machines usually focus on a single family (i.e., $P|p\text{-batch}|\gamma$) [2]. This problem is NP-hard [21, 2] and multiple heuristic algorithms [22, 23, 24] as well as meta-heuristics [25, 26, 27] have been proposed. Some exact approaches include mixed-integer linear programming (MILP) models [16] and efficient arc-flow formulations [28, 29, 30, 5]. Recently, CP has been used for this problem in contexts different from SM, such as the composite manufacturing industry [11], and AM processes where parts with irregular shapes are 3D printed [8, 9, 10]. Nascimento et al. [8, 9] presented an Assign-and-Schedule (AS) CP model that uses binary variables for the assignment of the parts to printing batches and CP scheduling logic to

sequence the batches on the 3D printers. Their assignment logic already locates the parts inside the batch, so they do not explicitly include capacity constraints. However, they only consider compatible jobs (i.e., one family). This paper extends their formulation to handle multiple incompatible families, and include additional constraints to handle the batch size requirements.

In another recent development in the AM industry, Cakici et al. [10] presented a synchronized CP model that replaces binary variables with interval variables, resulting in improved performance over the AS formulation. However, they consider only a single family of compatible jobs. This paper extends their model to handle multiple incompatible job families and impose additional constraints to accommodate batch size requirements. Furthermore, their model leverages optional interval variables in combination with a global synchronization constraint to ensure that jobs within the same batch start and finish together. A challenge faced in the AM industry is that the duration of the batches depends on the physical size of the parts being 3D printed in them. This results in only knowing the batch duration after the jobs are assigned to them. Their model defines a constraint that ensures the correct duration of the batches while simultaneously guaranteeing their presence when needed. In contrast, in the diffusion context studied in this paper, batches can be predefined to only group jobs of a specific job family, allowing to know *a priori* their duration. Hence, such constraint that defines the batch duration is not necessary, but the presence of the correct batches is still required. This paper uses a different approach to do so and includes an explicit implication constraint instead.

The literature that deals with multiple parallel machines and incompatible job families (i.e., $P|p\text{-batch}, \text{incompatible}|\gamma$) is rather scarce [2]. Since this problem is NP-hard [4], the literature is dominated by heuristics and meta-heuristics [4, 31, 32, 33, 34, 35, 19]. However, exact methods have also been proposed, such as DP [19] and MIPs [6, 18]. Cakici et al. [6] proposed a time-indexed (TI) MIP model inspired by the truck delivery problem. They also presented two variable-neighborhood search (VNS) heuristics that outperform the MIP model. Later, Ham et al. [18] presented another MIP formulation based on positional assignment (PA) variables in the context of the diffusion area. They also proposed a CP model that outperforms both the PA and the TI MIP models, as well as the VNS heuristics. However, this CP model fails to synchronize the jobs within their batch, allowing job interruptions mid-process. This paper addresses this issue and proposes a set of synchronized CP models that tackle the interruptions directly in the formulation.

III. CONTRIBUTIONS

As evidenced in the previous section, most of the existing CP models for p-batch only deal with a single compatible family [8, 9, 10]. Among these, the only model that synchronizes the jobs relies on a constraint specifically designed to ensure the correct batch duration in the AM context, which does not directly translate to the diffusion problem [10]. Moreover, the existing CP model that considers multiple

incompatible families fails to synchronize the jobs within their batch, allowing interruptions mid-process [18].

This paper addresses these gaps in the literature by proposing three new CP models that consider multiple incompatible job families and directly tackle the interruptions in their formulation while synchronizing the jobs within their batch: (i) An *Assign-and-Schedule* (AS) model inspired by Nascimento et al. [8, 9] that handles the assignment of jobs to batches with binary variables, and the sequencing of batches on machines using CP scheduling logic; (ii) A *Synchronized* (S) model inspired by Cakici et al. [10] that replaces the binary assignment with CP scheduling logic, and guarantees the presence of the required batches with an implication constraint; (iii) and a new *Redundant Synchronized* (RS) model that includes redundant variables and constraints that help the search process and improves computational and quality performance. Furthermore, the paper explores the impact of symmetry-breaking constraints in the search process. The computational experiments demonstrate the superiority of the RS model over existing models.

IV. PROBLEM DESCRIPTION

Let \mathcal{J} be the set of jobs, \mathcal{F} be the set of incompatible job families, and \mathcal{M} be the set of machines. All jobs can be scheduled on all machines. Compatible jobs belong to the same family. Hence, let $f_j \in \mathcal{F}$ be the family of job $j \in \mathcal{J}$, and $\mathcal{J}_f = \{j \in \mathcal{J} : f_j = f\}$ be the subset of jobs that belong to family $f \in \mathcal{F}$. All the jobs of the same family have the same processing time, thence, let p^f be the processing time of family f and let $p_j = p^f$ be the processing time of job $j \in \mathcal{J}_f$. Additionally, each job j has a size s_j (i.e., number of parts), a weight ω_j (i.e., priority), and a release time r_j . Each machine $m \in \mathcal{M}$ can simultaneously process multiple jobs of the same family $f \in \mathcal{F}$ in batches whose size must be between l_f and u_f , as evidenced in the instances of the SM testbed 2020 [17]. Jobs in the same batch have to start and end together in a synchronized fashion, and jobs of different families cannot be processed together in the same batch. The goal is to minimize the total weighted completion time (TWCT) of the jobs. In the classification by Graham et al. [20], this problem is $P|s_j, r_j, p - \text{batch}, \text{incompatible}, \text{synchronized}|TWCT$.

V. THE EXISTING CP MODEL

CP is a powerful method for solving combinatorial problems by defining constraints that a solution must satisfy. In CP, variables are assigned values from their domains, and the system works to ensure that all constraints are met. The search process explores the solution space in the form of a tree, where fixing the values of variables at each node branches out potential solutions. A key aspect of CP is the use of constraint propagation, which reduces the search space by pruning values from variable domains that cannot satisfy the constraints. Backtracking occurs when a branch leads to an invalid solution, allowing the search to revert to an earlier state and explore different variable assignments [36].

Scheduling is one of the most successful application areas of CP. It leverages *interval variables* to represent tasks or

operations over time. These interval variables encapsulate three key components: the start time, the end time, and the presence status of the interval (indicating whether the task is executed). The start time and the end time define the size of the interval. The presence attribute allows CP to model both mandatory and optional activities within a schedule. In particular, it plays a crucial role in handling optional tasks and alternative resource allocations. *Interval sequence* variables allow to model sequences of tasks. CP also uses *cumulative functions* to model the evolution of resource usage over time, ensuring that resource capacities are respected by aggregating the resource demands of all overlapping tasks. These cumulative functions are crucial in preventing over-utilization of resources like machines, personnel, or energy. The efficiency of the search process is further enhanced by global constraints that exploit the structure of the problem to propagate information and prune variable domains efficiently. Together, CP and its tools for constraint propagation, domain pruning, backtracking, and cumulative functions provide a structured and efficient approach for solving complex scheduling problems [36, 37]. The interested reader on an in-depth CP overview is referred to the well-known book by Van Beek et al. [36], and the paper by Laborie et al. [37] about IBM ILOG CP Optimizer.

Model 1 presents the CP model proposed by Ham et al. [18] to schedule incompatible jobs in the diffusion area. Equation (1) defines an interval variable x_j of the form $[a, a + p_j]$ (i.e., it has a duration of exactly p_j units of time), which represents job $j \in \mathcal{J}$. Note that this interval can only start after the job's release time. Equation (2) defines an optional interval variable x_{jm} , also of size p_j , that represents the option of processing job j on machine $m \in \mathcal{M}$. The presence of the interval x_{jm} is optional since it is allowed to take the value \perp , which indicates its absence in the solution. These optional interval variables allow the model to decide which machine should process the jobs. Equation (3) defines a function f_m , which is the unique state of the machine m at every point in time. Equation (4) defines a cumulative function ℓ_{mf} , which represents the load on machine m of jobs of the family $f \in \mathcal{F}$. It uses the pulse function, which receives two inputs: An interval x_{jm} and an integer value s_j . This pulse function tells the cumulative function to increment its value in s_j units during the interval x_{jm} , if present. Hence, the function ℓ_{mf} accumulates the sizes of overlapping jobs of family $f \in \mathcal{F}$ on machine m at every point in time.

Objective function (5) minimizes the TWCT. Constraints (6) use the alternative global constraint, which receives two inputs: an interval variable $v = x_j$, and a set of optional interval variables $B = \{x_{jm}\}_{m \in \mathcal{M}}$. This global constraint ensures that, if the interval variable v is present, then only one of the optional interval variables in B gets selected to be present, and v gets synchronized with the selected interval in B [38]. Hence, constraints (6) enforce each job to be processed on exactly one machine. Constraints (7) use the global constraint `alwaysEqual`, which receives three inputs: A state function $h = f_m$, an interval variable $v = x_{jm}$, and an integer value a . This global constraint ensures that the state function $h = a$ during the interval v , if present [38].

Model 1 Non-synchronized model by Ham et al. [18]

Variables:

$$x_j \in \{[a, a + p_j) : a \in \mathbb{Z}, r_j \leq a\}, \quad \forall j \in \mathcal{J}; \quad (1)$$

$$x_{jm} \in \{[a, a + p_j) : a \in \mathbb{Z}\} \cup \{\perp\}, \quad \forall j \in \mathcal{J}, m \in \mathcal{M}; \quad (2)$$

Functions:

$$f_m: \text{state} \quad \forall m \in \mathcal{M}; \quad (3)$$

$$\ell_{mf} = \sum_{j \in \mathcal{J}_f} \text{pulse}(x_{jm}, s_j), \quad \forall m \in \mathcal{M}, f \in \mathcal{F}. \quad (4)$$

Formulation:

$$\text{minimize} \quad \sum_{j \in \mathcal{J}} \omega_j \cdot \text{endOf}(x_j), \quad (5)$$

subject to,

$$\forall j \in \mathcal{J}: \quad (6)$$

$$\text{alternative}(x_j, \{x_{jm}\}_{m \in \mathcal{M}});$$

$$\forall m \in \mathcal{M}, j \in \mathcal{J}: \quad (7)$$

$$\text{alwaysEqual}(f_m, x_{jm}, f_j);$$

$$\forall m \in \mathcal{M}, f \in \mathcal{F}, j \in \mathcal{J}_f: \quad (8)$$

$$\text{alwaysIn}(\ell_{mf}, x_{jm}, l_f, u_f).$$

Hence, constraints (7) ensure that jobs of only one family are processed at any time on the machines. Finally, constraints (8) use the global constraint `alwaysIn`, which receives four inputs: A cumulative function $g = \ell_{mf}$, an interval variable $v = x_{jm}$, and integer values $a = l_f$ and $b = u_f$. This global constraint ensures that $a \leq g \leq b$ during the interval v , if present [38]. Hence, constraints (8) guarantee that the load on the machines is within the required batch size limits of the family being processed.

A. Shortcomings of the Existing CP Model

Model 1 clearly selects one machine for each job, guarantees that only jobs of one family are processed at the same time on each machine, and ensures that the load on each machine is within the batch size limits of the family being processed on it. Nonetheless, the model never ensures that the jobs being processed on the machines at any point in time start and end together in a synchronized fashion. Model 1 is called *Non-synchronized* (NS), as it allows job interruptions mid-process.

Consider the scenario in Table I as an illustrative example with four jobs, one family, and one machine. Assume that the size of each batch must be between $l_1 = 50$ and $u_1 = 100$. Figure 1 shows the Gantt chart of the optimal solution achieved by the NS model. The thick blue dotted line shows the load on the machine with jobs of family 1. This solution has a TWCT = 1,550. The state of the machine is the family of the jobs being processed, representing a batch of jobs of family 1. However, the jobs are not synchronized, allowing two batch interruptions and four job interruptions. At time 12, jobs 1 and 3 are interrupted to include jobs 2 and 4. At time 15, jobs 2 and 4 are interrupted to remove jobs 1 and 3. If these interruptions happen in the diffusion area, the thermal stability required by the wafers would be damaged.

Table I: Information of the illustrative example

Job j	Size s_j	Weight ω_j	Release time r_j	Family f_j	Processing time p_j
1	25	10	3	1	10
2	25	10	11	1	10
3	25	20	5	1	10
4	25	40	12	1	10

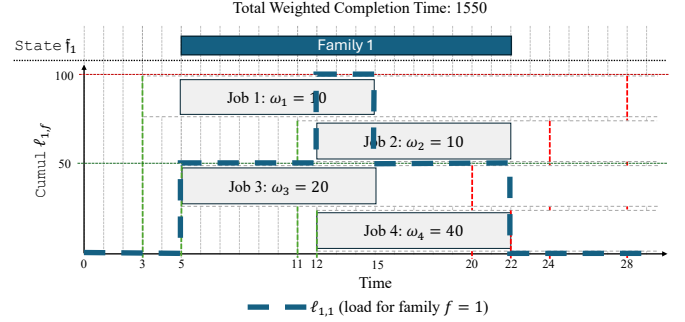


Figure 1: Optimal solution of the Non-synchronized model

B. Feasibility Restoration

The NS model allows job interruptions, making the solutions infeasible to the problem. To remedy this, after retrieving the solution of the NS model, this paper proposes to conduct a Feasibility Restoration (FR) step as follows: the scheduled jobs on each machine are sorted by their start time, and the FR iterates through them while keeping track which jobs start, which jobs are currently in process, and which jobs are completed. If there are jobs currently in process when a new job starts, FR either pulls the interrupted jobs to start with the new ones, or pushes the starting jobs right after the jobs that are currently in process (and shifts all the future jobs accordingly to maintain the sequence). This local decision of pulling or pushing jobs is made greedily while ensuring feasibility of the batch size limits and compatibility of batched jobs. By the end of the process, the solution is guaranteed to be feasible without interruptions. Nonetheless, no guarantee on the quality of the resulting solution can be made. To remedy this, Section VI proposes three new CP models that directly tackle interruptions in their formulations.

VI. THE PROPOSED CP MODELS

This section presents the three proposed CP models that directly handle the interruptions in their formulation. These models make explicit use of the ordered set of possible batches $\mathcal{B} = \{1, 2, 3, \dots\}$. The family $f^b \in \mathcal{F}$ of each possible batch $b \in \mathcal{B}$ is defined *a priori*. In addition, the model only allows jobs \mathcal{J}_{f^b} of family f^b to be processed on batch b . Hence, this set can be further partitioned into the mutually exclusive sets $\mathcal{B}_f = \{b \in \mathcal{B} : f^b = f\} \subset \mathcal{B}$ of possible batches for jobs of the family f , and so on. The number of possible batches of each family $|\mathcal{B}_f|$ is upper bounded by the number of jobs that belong to the family $|\mathcal{J}_f|$. On the other hand,

Model 2 The Assign-and-Schedule Model Inspired by [8]

Variables:

$$z_{jb} \in \{0, 1\}, \quad \forall j \in \mathcal{J}, b \in \mathcal{B}_{f_j}; \quad (9)$$

$$y_b \in \{[a, a + p^{f^b}] : a \in \mathbb{Z}\} \cup \{\perp\}, \quad \forall b \in \mathcal{B}; \quad (10)$$

$$y_{bm} \in \{[a, a + p^{f^b}] : a \in \mathbb{Z}\} \cup \{\perp\}, \quad \forall b \in \mathcal{B}, m \in \mathcal{M}; \quad (11)$$

$$\varphi_m \in \text{Perm}(\{y_{bm}\}_{b \in \mathcal{B}}), \quad \forall m \in \mathcal{M}. \quad (12)$$

Formulation:

$$\text{minimize } \sum_{j \in \mathcal{J}} \omega_j \cdot \sum_{b \in \mathcal{B}_{f_j}} \text{endOf}(y_b) \cdot z_{jb}, \quad (13)$$

subject to,

$$\forall j \in \mathcal{J} : \quad (14)$$

$$\sum_{b \in \mathcal{B}_{f_j}} z_{jb} = 1;$$

$$\forall b \in \mathcal{B} : \quad (15)$$

$$\sum_{j \in \mathcal{J}_{f^b}} z_{jb} \geq \text{presenceOf}(y_b);$$

$$\sum_{j \in \mathcal{J}_{f^b}} z_{jb} \leq |\mathcal{J}_{f^b}| \cdot \text{presenceOf}(y_b); \quad (16)$$

$$\forall b \in \mathcal{B} : \quad (17)$$

$$\sum_{j \in \mathcal{J}_{f^b}} s_j \cdot z_{jb} \geq l_{f^b} \cdot \text{presenceOf}(y_b);$$

$$\sum_{j \in \mathcal{J}_{f^b}} s_j \cdot z_{jb} \leq u_{f^b} \cdot \text{presenceOf}(y_b); \quad (18)$$

$$\forall b \in \mathcal{B}, j \in \mathcal{J}_{f^b} : \quad (19)$$

$$\text{startOf}(y_b) \geq r_j \cdot z_{jb};$$

$$\forall b \in \mathcal{B} : \quad (20)$$

$$\text{alternative}(y_b, \{y_{bm}\}_{m \in \mathcal{M}});$$

$$\forall m \in \mathcal{M} : \quad (21)$$

$$\text{noOverlap}(\varphi_m).$$

assuming $l_f > 0$, this number is also upper bounded by $\lceil \frac{N_f}{l_f} \rceil$, where $N_f = \sum_{j \in \mathcal{J}_f} s_j$ is the aggregated size of all the jobs of family f . Consequently, we set $|\mathcal{B}_f| = \min\{|\mathcal{J}_f|, \lceil \frac{N_f}{l_f} \rceil\}$.

A. The Assign-and-Schedule Model

Model 2 presents the Assign-and-Schedule (AS) model. It is based on the CP model by Nascimento et al. [8] for AM processes, which deals with a single compatible family and does not include capacity constraints. This paper extends their formulation to handle multiple incompatible families and include the necessary constraints to ensure the batch sizes. The model name originates from its clear distinction between assignment and scheduling decisions. While the job assignment to batches is handled with binary variables, the batch sequencing is handled with CP scheduling logic.

Equation (9) defines a binary variable z_{jb} that takes the value of 1 if job $j \in \mathcal{J}$ is assigned to batch $b \in \mathcal{B}_{f_j}$, or 0 otherwise. Equation (10) defines an optional interval variable y_b of size p^{f^b} that represents batch $b \in \mathcal{B}$. It is

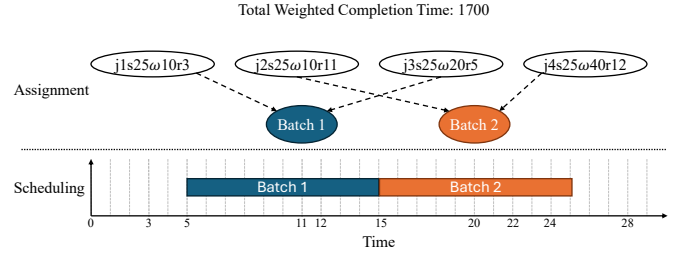


Figure 2: Optimal solution of the Assign-and-Schedule model

optional because a batch with no jobs assigned should not be present in the solution. Equation (11) defines an optional interval variable y_{bm} , also of size p^{f^b} , that represents batch b being processed on machine $m \in \mathcal{M}$. Equation (12) defines an *interval sequence* variable φ_m , which represents the sequence of batches scheduled on machine m . This sequence variable can be any permutation of the batch intervals $\{y_{bm}\}_{b \in \mathcal{B}}$ on the machine m present in the solution.

Objective function (13) minimizes the TWCT. Constraints (14) assign each job to exactly one possible batch. Constraints (15) deactivate the presence of the batches if no jobs are assigned to them. Constraints (16) activate the presence of the batches if at least one job is assigned to them. Constraints (17)-(18) ensure that if a batch is used, its size is within the specified limits of the batch family. Constraints (19) guarantee that batches are scheduled once all the jobs in them are available. Constraints (20) schedules each batch on exactly one machine, if present. Finally, constraints (21) use the global constraint `noOverlap`, which ensures that the present interval variables in the provided sequence do not overlap. Hence, constraints (21) ensure that only one batch is processed at a time on each machine.

Figure 2 presents the optimal solution of the AS model that has a TWCT of 1,700. The increase in the TWCT from the optimal (but infeasible) solution of the NS model is the result of a more restrictive model that enforces correctly assigned jobs to no overlapping batches. In the optimal solution of the problem, Jobs 1 and 3 are assigned to Batch 1, while Jobs 2 and 4 are assigned to Batch 2, and the batch interval variables do not overlap on the machine.

Although the beauty of the AS model is its clear distinction between assignment decisions with binary variables and scheduling decisions with interval variables and global constraints, this separation reduces the ability of the CP solver to prune the domains of the scheduling variables. The `noOverlap` constraints, in charge of handling the scheduling logic, provide the CP engine with a global view of the disjunctive constraints and effectively reduce the search space. However, constraints (14)-(18), in charge of handling the assignment while respecting the batch limits, are local in nature, reduce the overall propagation, and provide weak information to the global scheduling constraints. To remedy this, the models presented next make heavy use of global constraints for both the assignment and scheduling components.

Model 3 The Synchronized Model Inspired by [10]

Variables:

$$x_{jm}^b \in \{[a, a + p_j : r_j \leq a \in \mathbb{Z}] \cup \{\perp\}, \quad \forall j \in \mathcal{J}, m \in \mathcal{M}, b \in \mathcal{B}_{f_j}; \quad (22)$$

$$y_{bm} \in \{[a, a + p^{f^b}) : a \in \mathbb{Z}\} \cup \{\perp\}, \quad \forall b \in \mathcal{B}, m \in \mathcal{M}; \quad (23)$$

$$\varphi_m \in \text{Perm}(\{y_{bm}\}_{b \in \mathcal{B}}), \quad \forall m \in \mathcal{M}. \quad (24)$$

Functions:

$$\ell_m^b = \sum_{j \in \mathcal{J}_{fb}} \text{pulse}(x_{jm}^b, s_j), \quad \forall m \in \mathcal{M}, b \in \mathcal{B}. \quad (25)$$

Formulation:

$$\text{minimize} \sum_{j \in \mathcal{J}} \omega_j \cdot \sum_{b \in \mathcal{B}_{f_j}} \sum_{m \in \mathcal{M}} \text{endOf}(x_{jm}^b), \quad (26)$$

subject to,

$$\forall j \in \mathcal{J}: \quad (27)$$

$$\sum_{b \in \mathcal{B}_{f_j}} \sum_{m \in \mathcal{M}} \text{presenceOf}(x_{jm}^b) = 1;$$

$$\forall b \in \mathcal{B}: \quad (28)$$

$$\sum_{m \in \mathcal{M}} \text{presenceOf}(y_{bm}) \leq 1;$$

$$\forall j \in \mathcal{J}, b \in \mathcal{B}_{f_j}, m \in \mathcal{M} \quad (29)$$

$$\text{synchronize}(x_{jm}^b, \{y_{bm}\});$$

$$\text{presenceOf}(x_{jm}^b) \Rightarrow \text{presenceOf}(y_{bm}); \quad (30)$$

$$\forall m \in \mathcal{M}: \quad (31)$$

$$\text{noOverlap}(\varphi_m);$$

$$\forall j \in \mathcal{J}, m \in \mathcal{M}, b \in \mathcal{B}_{f_j}: \quad (32)$$

$$\text{alwaysIn}(\ell_m^b, x_{jm}^b, l_{fb}, u_{fb}).$$

B. The Synchronized Model

Model 3 presents the Synchronized (S) model. It is based on the CP model by Cakici et al. [10] for AM processes, which deals with a single compatible family; this paper extends their formulation to handle multiple incompatible families. Equation (22) defines an optional interval variable x_{jm}^b , of size p_j , that represents the option of job j being batched in batch $b \in \mathcal{B}_{f_j}$ and processed on machine $m \in \mathcal{M}$. Equation (23) defines an optional interval variable y_{bm} of size p^{f^b} that represents the option of batch $b \in \mathcal{B}$ being processed on machine m . Equation (24) defines an interval sequence variable φ_m that represents the sequence of batches scheduled on machine m . Equation (25) defines a cumulative function ℓ_m^b that represents the load on machine m due to the jobs in batch b .

Objective function (26) minimizes the TWCT. Constraints (27) assign each job to exactly one batch on exactly one machine. Constraints (28) allow each batch to be processed in at most one machine. Constraints (29) use the `synchronize` global constraint, which takes two inputs: an interval variable $v = x_{jm}^b$ and a set of interval variables $B = \{y_{bm}\}$. If v is present, this constraint attempts to synchronize it with any intervals in B that are also present [38], i.e., $\text{presenceOf}(v) = 1 \Rightarrow \text{startOf}(v) = \text{startOf}(b) \wedge$

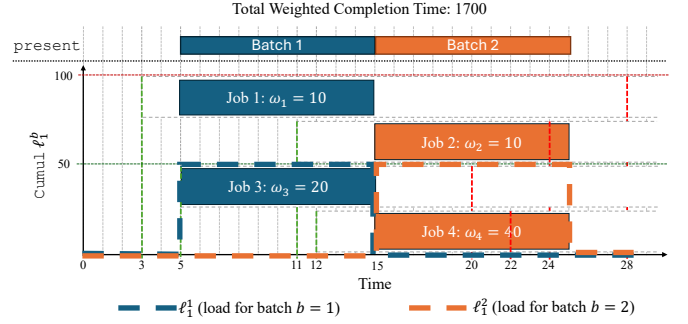


Figure 3: Optimal solution of the Synchronized model

$\text{endOf}(v) = \text{endOf}(b), \forall b \in B$ s.t. $\text{presenceOf}(b) = 1$. In practice, when the interval variable representing the job being assigned to a batch on a machine (i.e., x_{jm}^b) is part of the solution, the `synchronize` constraint attempts to align its start and end times with those of the batch on the machine (i.e., y_{bm}), if it is also present. However, the `synchronize` constraint only ensures synchronization if both interval variables are present; it does not inherently enforce the presence of y_{bm} when x_{jm}^b is scheduled. This subtle issue, where the presence of x_{jm}^b should logically imply the presence of y_{bm} is addressed in the original model by Cakici et al. [10] by means of an additional constraints that defines the correct duration of the batches depending on the jobs assigned to it, if any. This constraint is necessary in their AM application as the duration of the batch depends on the size of the parts 3D-printed in it. However, this constraint is not required in the context of the diffusion area studied in this paper since the duration of the batches is already predefined. Nonetheless, the presence of the correct batches is still needed to be enforced. To resolve this, constraints (30) introduce an explicit implication constraint which ensures that, whenever x_{jm}^b is included in the solution, the corresponding batch interval y_{bm} is also present. Constraints (31) use the `noOverlap` global constraint to ensure that the present interval variables in the machine sequence do not overlap, guaranteeing at most one batch being processed at a time on each machine. Finally, constraints (32) guarantee that the load of the machines when processing each job in its batch is within the size limits of the batch's family.

Figure 3 shows the optimal solution of the S model, which has the same TWCT of 1,700 as the AS model. Note how the S model enforces all the jobs in the same batch to start and end together in a synchronized fashion. In the context of the diffusion area in a wafer fab, this solution allows the thermal stability required by the finished products.

The S model inspired by Cakici et al. [10] replaces the binary variables of the AS model with interval variables and uses more global constraints, like the `synchronize` and `alwaysIn` constraints. These changes make the S model more efficient than the AS model, as evidenced in the computational experiments. Nonetheless, some constraints of the S model still handle the assignment of jobs to batches through the binary presence variables of those intervals. This lack of global constraints to deal with the assignment in the model

by Cakici et al. [10] leads to a weak propagation between the assignment and scheduling parts of the model. The novel CP model presented next exclusively uses global constraints to enhance computational performance.

C. The Redundant Synchronized Model

Model 4 presents the Redundant Synchronized (RS) model. It exclusively uses global constraints that exploit the problem structure to better guide the search process. Furthermore, it includes redundant variables and global constraints that increase the computational performance.

Equation (33) defines an interval variable x_j of size p_j that represents job $j \in \mathcal{J}$. Equation (34) defines an optional interval variable x_{jm} that represents the option of processing job j on machine $m \in \mathcal{M}$. Equation (35) defines an optional interval variable x_{jm}^b , also of size p_j , that represents the option of job j being batched in batch $b \in \mathcal{B}_{f_j}$ and processed on machine m . Equation (36) defines an optional interval variable y_b of size p^{f^b} that represents batch $b \in \mathcal{B}$. Equation (37) defines an optional interval variable y_{bm} of size p^{f^b} that represents the option of batch b being processed on machine m . Equation (38) defines an interval sequence variable φ_m that represents the sequence of batches scheduled on machine m . Equation (39) defines the set V_{jm}^b of interval variables that have to be synchronized with interval x_{jm}^b , if it is present. Equation (40) defines the unique state f_m of the machine m at every point in time. Equation (41) defines a cumulative function ℓ_{mf} that represents the load on machine m with jobs of family f .

Objective function (42) minimizes the TWCT. Constraints (43) ensure that each job is processed on exactly one machine. This can be seen as an assignment of jobs to machines, but now using the global `alternative` constraint, which exploits the structure of the problem to help the search process. Similarly, constraints (44) ensure that if a job is processed on a given machine, it is processed on such machine in exactly one batch. This can be seen as another assignment of jobs to batches on specific machines, but now using CP scheduling logic. Constraints (45) guarantee that each batch is processed on exactly one machine. This can be seen as another assignment of batches to machines with global constraints. The previous three constraint groups are completely independent and allow the machine assigned to each job, the batch where it is assigned, and the machine assigned to the batch, to be completely unrelated. Constraints (46) remedy this and link them all together, ensuring that if the interval variable x_{jm}^b for the job $j \in \mathcal{J}$ in the batch $b \in \mathcal{B}_{f_j}$ on the machine $m \in \mathcal{M}$ is present in the final solution, then it must be the case that all the intervals in V_{jm}^b must be present in the solution as well (i.e., the batch interval y_b , the interval of the batch on the machine y_{bm} , and the interval of the job on the machine x_{jm}). Furthermore, constraints (47) synchronize the start and end of the interval x_{jm}^b with the intervals in V_{jm}^b , if they are present in the final solution. Constraints (48) ensure that only one batch is processed at a time on each machine. Constraints (49) ensure that jobs of only one family are processed at any time on the machines. Finally, constraints (50) guarantee that

Model 4 Redundant Synchronized model

Variables:

$$x_j \in \{[a, a + p_j : r_j : a \in \mathbb{Z}]\}, \quad \forall j \in \mathcal{J}; \quad (33)$$

$$x_{jm} \in \{[a, a + p_j : a \in \mathbb{Z}]\} \cup \{\perp\}, \quad \forall j \in \mathcal{J}, m \in \mathcal{M}; \quad (34)$$

$$x_{jm}^b \in \{[a, a + p_j : a \in \mathbb{Z}]\} \cup \{\perp\}, \quad \forall j \in \mathcal{J}, m \in \mathcal{M}, b \in \mathcal{B}_{f_j}; \quad (35)$$

$$y_b \in \{[a, a + p^{f^b} : a \in \mathbb{Z}]\} \cup \{\perp\}, \quad \forall b \in \mathcal{B}; \quad (36)$$

$$y_{bm} \in \{[a, a + p^{f^b} : a \in \mathbb{Z}]\} \cup \{\perp\}, \quad \forall b \in \mathcal{B}, m \in \mathcal{M}; \quad (37)$$

$$\varphi_m \in \text{Perm}(\{y_{bm}\}_{b \in \mathcal{B}}), \quad \forall m \in \mathcal{M}. \quad (38)$$

Sets of variables to synchronize with x_{jm}^b :

$$V_{jm}^b = \{y_b, y_{bm}, x_{jm}\}, \quad \forall j \in \mathcal{J}, m \in \mathcal{M}, b \in \mathcal{B}_{f_j}; \quad (39)$$

Functions:

$$f_m : \text{state} \quad \forall m \in \mathcal{M}; \quad (40)$$

$$\ell_{mf} = \sum_{j \in \mathcal{J}_f} \text{pulse}(x_{jm}, s_j), \quad \forall m \in \mathcal{M}, f \in \mathcal{F}. \quad (41)$$

Formulation:

$$\text{minimize} \quad \sum_{j \in \mathcal{J}} \omega_j \cdot \text{endOf}(x_j), \quad (42)$$

subject to,

$$\forall j \in \mathcal{J} : \quad (43)$$

$$\text{alternative}(x_j, \{x_{jm}\}_{m \in \mathcal{M}});$$

$$\forall j \in \mathcal{J}, m \in \mathcal{M} : \quad (44)$$

$$\text{alternative}(x_{jm}, \{x_{jm}^b\}_{b \in \mathcal{B}_{f_j}});$$

$$\forall b \in \mathcal{B} : \quad (45)$$

$$\text{alternative}(y_b, \{y_{bm}\}_{m \in \mathcal{M}});$$

$$\forall j \in \mathcal{J}, b \in \mathcal{B}_{f_j}, m \in \mathcal{M}, v \in V_{jm}^b : \quad (46)$$

$$\text{presenceOf}(x_{jm}^b) \Rightarrow \text{presenceOf}(v);$$

$$\forall j \in \mathcal{J}, b \in \mathcal{B}_{f_j}, m \in \mathcal{M} : \quad (47)$$

$$\text{synchronize}(x_{jm}^b, V_{jm}^b);$$

$$\forall m \in \mathcal{M} : \quad (48)$$

$$\text{noOverlap}(\varphi_m);$$

$$\forall j \in \mathcal{J}, m \in \mathcal{M} : \quad (49)$$

$$\text{alwaysEqual}(f_m, x_{jm}, f_j);$$

$$\forall m \in \mathcal{M}, f \in \mathcal{F}, j \in \mathcal{J}_{f_j} : \quad (50)$$

$$\text{alwaysIn}(\ell_{mf}, x_{jm}, l_f, u_f).$$

the load on the machines is within the required batch size limits of the family being processed.

D. Breaking symmetries

Symmetries in the search space could delay the search process to prove optimality. Hence, breaking these symmetries could potentially benefit the search process. Since the *number* of the batch is irrelevant for the solution, the following symmetry-breaking constraints, borrowed from Nascimento et al. [8], can be included in the AS and RS models. Constraints (51) ensure that the batches of a family are used

$$\forall f \in \mathcal{F}, b \in \mathcal{B}_f \setminus \{\min \mathcal{B}_f\} :$$

$$\text{presenceOf}(y_b) \Rightarrow \text{presenceOf}(y_{b-1}); \quad (51)$$

$$\text{startBeforeStart}(y_{b-1}, y_b). \quad (52)$$

Table II: The Structure of the instances.

Category	Levels	Definitions
Jobs	4	$ \mathcal{J} \in \{15, 25, 50, 100\}$
Families	2	$ \mathcal{F} \in \{3, 5\}$
Machines	2	$ \mathcal{M} \in \{2, 3\}$
Capacity	1	$u_f = 50, l_f = 1, \forall f \in \mathcal{F}$
Processing times	2	$p^f \sim U\{\zeta\}, \forall \zeta \in \{5, 10\}$
Job sizes	2	$s_j \sim U\{\zeta\}, \forall \zeta \in \{25, 50\}$
Job weights	2	$\omega_j \sim U\{\zeta\}, \forall \zeta \in \{5, 10\}$
Release time multipliers	2	$\lambda \in \{0.5, 1\}$
# of instance classes	256	
# of instances per class	10	
Total # of instances	2,560	

incrementally, i.e., if a batch b is used, is because all the previous batches have already been used. Constraints (52) go further by ensuring that the start times of the batches also increase with the batches. They use the global constraint `startBeforeStart`, which ensures that the start time of the first interval variable provided is before the start time of the second interval provided.

VII. COMPUTATIONAL EXPERIMENTS AND RESULTS

The computational experiments consider 2,560 instances following the same process used by Cakici et al. [6] and Ham et al. [18]. Table II presents the structure of the instances. The number of jobs in each instance can be one of four possible values: 15, 25, 50, or 100. The number of families in each instance can be one of two possible values: 3 or 5. The number of machines can be one of two possible values: 2 or 3. The size of the batches of each family must be between 1 and 50 in every instance. The processing times, job sizes, and job weights in each instance follow the distribution $U\{\zeta\}$, which is the discrete uniform distribution over the values of the discrete set $\zeta = \{1, 2, 3, \dots, \zeta\}$, where ζ can be either 5 or 10 for the processing times and job weights, or either 25 or 50 for the job sizes. To generate the release times of the jobs, a lower bound of the overall makespan is computed as $C_{max,lb} = \left(\sum_{f \in \mathcal{F}} p^f \cdot [N_f / u_f]\right) / |\mathcal{M}|$. Then, this $C_{max,lb}$ is multiplied by λ to define the possible set of release times. Hence $r_j \sim U\{\lambda \cdot C_{max,lb}\}$, where the λ multiplier can take one of two possible values: 0.5 or 1. Overall, a total of $256 = 4 \times 2^6$ instance classes result from the combination of the values and distributions described above. For each instance class (i.e., combination), 10 random instances were generated with batch size limits from 1 to 50, resulting in a grand total of 2,560 instances.

The results only compare models that produce feasible solutions. Hence, each one of the generated instances was solved using the following six models:

- NS+FR: Non-synchronized model by Ham et al. [18] + Feasibility Restoration step described in §V-B.

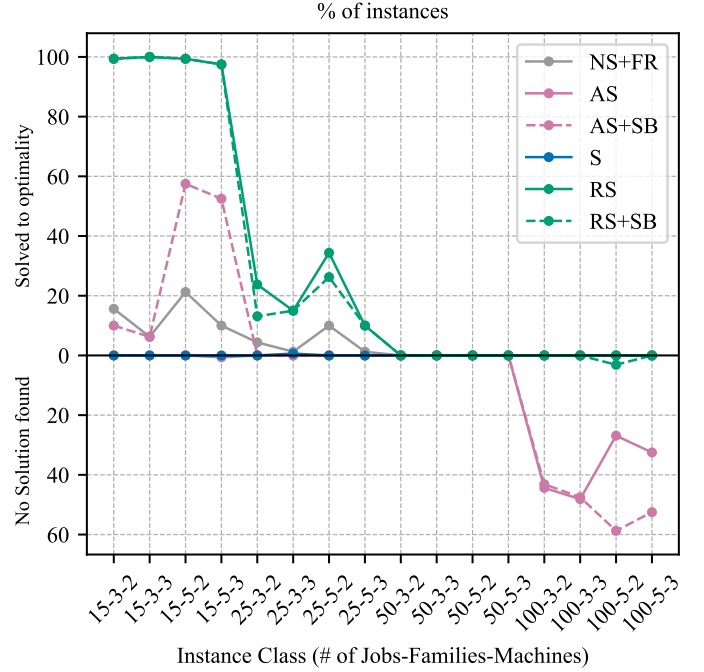


Figure 4: Percentage of instances solved to optimality (top) and with no solution found (bottom).

- AS: Assign-and-Schedule model inspired by Nascimento et al. [8, 9].
- AS+SB: AS model + Symmetry-breaking constraints.
- S: Synchronized model inspired by Cakici et al. [10].
- RS: The novel Redundant Synchronized model.
- RS+SB: RS model + Symmetry-breaking constraints.

All the models and FR steps were implemented in JAVA 8. All the CP models were solved with IBM ILOG CP Optimizer [37] from CPLEX 22.1.1, using its JAVA interface [38]. All the experiments were run on the PACE Phoenix cluster [39], using machines that run Red Hat Enterprise Linux Server release 7.9 (Maipo) with dual Intel® Xeon® Gold 6226 CPU @ 2.70GHz processors, with 24 cores, and 48 GB RAM. Each run uses 8 cores and 16 GB RAM, and is given a time limit of 10 minutes (600 seconds) because a diffusion scheduling system in the semiconductor industry is expected to generate a Gantt-chart schedule every few minutes [18].

Figures 4-6 summarize the results. They group the 2,560 instances in 16 instance classes of 160 instances each, according to their number of jobs, families, and machines. Figure 4 presents the percentage of instances solved to optimality by each model in the top part of the chart, and the percentage of instances where each model could not find a solution in the bottom part. *The key takeaway is that the RS model dominates all the other models by solving to optimality the most amount of instances with 15 and 25 jobs, and finding solutions to all the instances with 50 and 100 jobs.* No model is able to prove optimality in the larger instances with 50 and 100 jobs. Furthermore, the AS and AS+SB models cannot even find solutions to some of these larger instances.

Figure 5 presents the average solve times obtained by each model. The stripes around the lines indicate the 95%

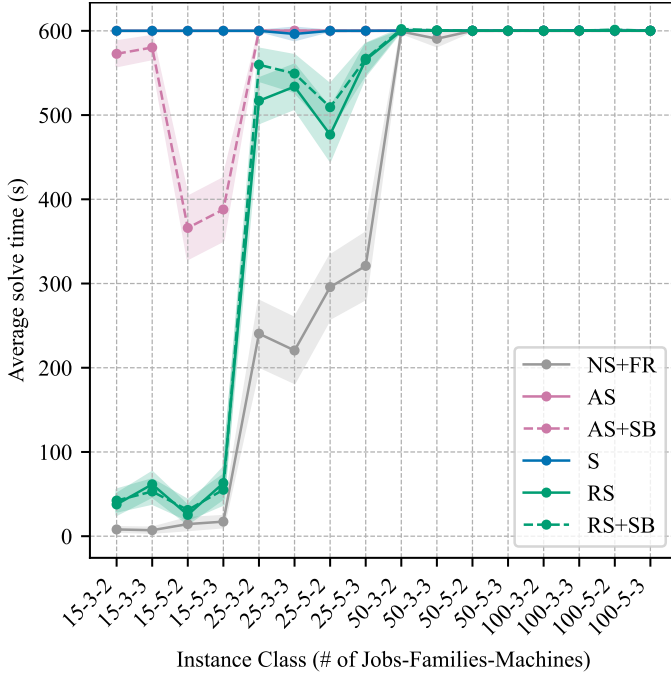


Figure 5: Average solve time (s) by model with 95% confidence intervals.

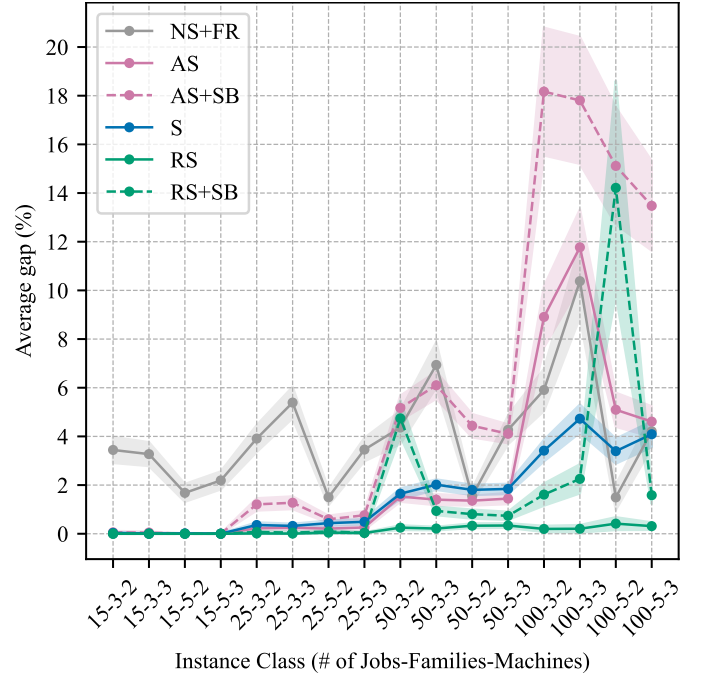


Figure 6: Average gap by model with 95% confidence intervals.

confidence intervals. On the large instances with 50 and 100 jobs, most of the models reach the time limit given, which explains why none proves optimality in Figure 4. The NS+FR step is the fastest of all models, since the NS model produces infeasible solutions fast, and the FR step recovers their feasibility quickly. Nonetheless, as seen in Figure 4, this approach does not solve to optimality many instances compared to our RS model, which is the second fastest model.

To gain more insight on the quality of each model, the minimum TWCT is obtained across all models and is denoted by $TWCT_i^*$. Then, for each model, the gap on the instance as $|TWCT_{i,model} - TWCT_i^*| / |TWCT_{i,model}|$ is computed for each model. Figure 6 shows the average gap of each model on the instances where all the models found a solution. The stripes around the lines are the 95% confidence intervals. Although the NS+FR model is fast, its solutions reach up to 10% gap in the larger instances. It is particularly bad in instances with more machines since the FR step recovers the feasibility independently on each machine, being myopic to possible improvements by swapping jobs to other machines. The AS and AS+SB models perform better than the NS+FR model in the smaller instances but slightly worse in the larger ones. This is due to the lack of global constraints that help the search process. The S model performs slightly better than the AS model in the larger instances due to the replacement of the binary variables with interval variables and the addition of more global constraints. From the graph, it becomes clear that *the RS model dominates all the other models, providing the best solutions overall. This is due to the redundancy in the structure of the problem and the exclusive use of global constraints.* Interestingly, the SB constraints deteriorate the quality of the solutions obtained by the AS and RS models.

VIII. CONCLUDING REMARKS

This paper addressed the incompatible case of parallel batch scheduling, where compatible jobs belong to the same family, and jobs of different families cannot be processed together in the same batch. In the context of the diffusion area of the SM process, batches cannot be interrupted mid-process and jobs must be synchronized within their batch. The NS model by Ham et al. [18] for this problem does not synchronize the jobs within their batch, allowing interruptions mid-process. To remedy this limitation, the paper presented three new CP models, including two adaptations of existing models and a novel RS model. The AS model of Nascimento et al. [8] was extended to handle multiple incompatible job families and satisfy the batch size requirements. The S model of Cakici et al. [10] was also extended to the incompatible case. Finally, the paper proposed a new RS model that exclusively uses global constraints and adds redundancy to the problem structure. The computational experiments demonstrate that the proposed RS model dominates all the other models: it finds solutions to all the instances, proves optimality in the largest amount of instances, produces solutions that are significantly better than other models, especially in the largest instances and achieves the best gaps in the least amount of time. Current research includes using CP for serial batching, and future research includes extending the efficient arc-flow formulations for compatible p-batch [16, 29, 28, 30] to the incompatible case and embedding the proposed formulations in larger scheduling contexts [40, 41]

ACKNOWLEDGEMENTS

The authors would like to express their gratitude to Amira Hijazi for her support and helpful discussions.

REFERENCES

- [1] L. Mönch, J. W. Fowler, S. Dauzère-Pères, S. J. Mason, and O. Rose, “A survey of problems, solution techniques, and future challenges in scheduling semiconductor manufacturing operations,” *Journal of Scheduling*, vol. 14, pp. 583–599, 12 2011. [Online]. Available: <https://doi.org/10.1007/s10951-010-0222-9>
- [2] J. W. Fowler and L. Mönch, “A survey of scheduling with parallel batch (p-batch) processing,” *European Journal of Operational Research*, vol. 298, pp. 1–24, 4 2022. [Online]. Available: <https://doi.org/10.1016/j.ejor.2021.06.012>
- [3] L. Mönch, J. W. Fowler, and S. J. Mason, *Production Planning and Control for Semiconductor Wafer Fabrication Facilities*. Springer New York, 2013. [Online]. Available: <https://doi.org/10.1007/978-1-4614-4472-5>
- [4] R. Uzsoy, “Scheduling batch processing machines with incompatible job families,” *International Journal of Production Research*, vol. 33, pp. 2685–2708, 1995. [Online]. Available: <https://doi.org/10.1080/00207549508904839>
- [5] Z. Liu, C. Chen, Z. Zhao, and S. Liu, “A novel arc-flow-graph-based modeling and optimization method for parallel-machine parallel-batch scheduling problems with non-identical release time and product specifications,” *Proceedings of the International Conference on Cyber-Physical Social Intelligence, ICCSI 2022*, pp. 134–139, 2022. [Online]. Available: <https://doi.org/10.1109/ICCSI55536.2022.9970691>
- [6] E. Cakici, S. J. Mason, J. W. Fowler, and H. N. Geismar, “Batch scheduling on parallel machines with dynamic job arrivals and incompatible job families,” *International Journal of Production Research*, vol. 51, pp. 2462–2477, 2013. [Online]. Available: <https://doi.org/10.1080/00207543.2012.748227>
- [7] R. Gokhale and M. Mathirajan, “Heuristic algorithms for scheduling of a batch processor in automobile gear manufacturing,” *International Journal of Production Research*, vol. 49, pp. 2705–2728, 5 2011. [Online]. Available: <https://doi.org/10.1080/00207541003720368>
- [8] P. Nascimento, C. Silva, S. Mueller, and S. Moniz, “Nesting and scheduling for additive manufacturing: An approach considering order due dates,” *Springer Proceedings in Mathematics and Statistics*, vol. 411, pp. 117–128, 2023. [Online]. Available: https://doi.org/10.1007/978-3-031-20788-4_8
- [9] P. J. Nascimento, C. Silva, C. H. Antunes, and S. Moniz, “Optimal decomposition approach for solving large nesting and scheduling problems of additive manufacturing systems,” *European Journal of Operational Research*, vol. 317, pp. 92–110, 8 2024. [Online]. Available: <https://doi.org/10.1016/j.ejor.2024.03.004>
- [10] E. Cakici, I. Kucukkoc, and M. Akdemir, “Advanced constraint programming formulations for additive manufacturing machine scheduling problems,” *Journal of the Operational Research Society*, 2024. [Online]. Available: <https://doi.org/10.1080/01605682.2024.2382867>
- [11] T. Y. Tang and J. C. Beck, “Cp and hybrid models for two-stage batching and scheduling,” *Lecture Notes in Computer Science (including subseries Lecture Notes in Artificial Intelligence and Lecture Notes in Bioinformatics)*, vol. 12296 LNCS, pp. 431–446, 2020. [Online]. Available: https://doi.org/10.1007/978-3-030-58942-4_28
- [12] T. Escobet, V. Puig, J. Quevedo, P. Palá-Schönwälder, J. Romera, and W. Adelman, “Optimal batch scheduling of a multiproduct dairy process using a combined optimization/constraint programming approach,” *Computers & Chemical Engineering*, vol. 124, pp. 228–237, 5 2019. [Online]. Available: <https://doi.org/10.1016/j.compchemeng.2018.08.040>
- [13] C. N. Potts and M. Y. Kovalyov, “Scheduling with batching: A review,” *European Journal of Operational Research*, vol. 120, pp. 228–249, 1 2000. [Online]. Available: [https://doi.org/10.1016/S0377-2217\(99\)00153-8](https://doi.org/10.1016/S0377-2217(99)00153-8)
- [14] Y. D. Kim, J. H. Kang, G. E. Lee, and S. K. Lim, “Scheduling algorithms for minimizing tardiness of orders at the burn-in workstation in a semiconductor manufacturing system,” *IEEE Transactions on Semiconductor Manufacturing*, vol. 24, pp. 14–26, 2 2011. [Online]. Available: <https://doi.org/10.1109/TSM.2010.2082470>
- [15] R. Uzsoy, “Scheduling a single batch processing machine with non-identical job sizes,” *The International Journal of Production Research*, vol. 32, pp. 1615–1635, 1994. [Online]. Available: <https://doi.org/10.1080/00207549408957026>
- [16] R. S. Trindade, O. C. B. de Araújo, M. H. C. Fampa, and F. M. Müller, “Modelling and symmetry breaking in scheduling problems on batch processing machines,” *International Journal of Production Research*, vol. 56, pp. 7031–7048, 11 2018. [Online]. Available: <https://doi.org/10.1080/00207543.2018.1424371>
- [17] D. Kopp, M. Hassoun, A. Kalir, and L. Monch, “Smt2020 - a semiconductor manufacturing testbed,” *IEEE Transactions on Semiconductor Manufacturing*, vol. 33, pp. 522–531, 11 2020. [Online]. Available: <https://doi.org/10.1109/TSM.2020.3001933>
- [18] A. Ham, J. W. Fowler, and E. Cakici, “Constraint programming approach for scheduling jobs with release times, non-identical sizes, and incompatible families on parallel batching machines,” *IEEE Transactions on Semiconductor Manufacturing*, vol. 30, pp. 500–507, 11 2017. [Online]. Available: <https://doi.org/10.1109/TSM.2017.2740340>
- [19] K. Wu, E. Huang, M. Wang, and M. Zheng, “Job scheduling of diffusion furnaces in semiconductor fabrication facilities,” *European Journal of Operational Research*, vol. 301, pp. 141–152, 8 2022. [Online]. Available: <https://doi.org/10.1016/j.ejor.2021.09.044>
- [20] R. L. Graham, E. L. Lawler, J. K. Lenstra, and A. H. Kan, “Optimization and approximation in deterministic sequencing and scheduling: a survey,” *Annals of Discrete Mathematics*, vol. 5, pp. 287–326, 1 1979. [Online]. Available: <https://doi.org/10.1016/>

- S0167-5060(08)70356-X
- [21] C. Y. Lee, R. Uzsoy, and L. A. Martin-Vega, "Efficient algorithms for scheduling semiconductor burn-in operations," *Operations Research*, vol. 40, pp. 764–775, 8 1992. [Online]. Available: <https://doi.org/10.1287/opre.40.4.764>
- [22] S. H. Chung, Y. T. Tai, and W. L. Pearn, "Minimising makespan on parallel batch processing machines with non-identical ready time and arbitrary job sizes," *International Journal of Production Research*, vol. 47, pp. 5109–5128, 1 2009. [Online]. Available: <https://doi.org/10.1080/00207540802010807>
- [23] J. E. C. Arroyo and J. Y. Leung, "An effective iterated greedy algorithm for scheduling unrelated parallel batch machines with non-identical capacities and unequal ready times," *Computers & Industrial Engineering*, vol. 105, pp. 84–100, 3 2017. [Online]. Available: <https://doi.org/10.1016/j.cie.2016.12.038>
- [24] J. E. C. Arroyo, J. Y. Leung, and R. G. Tavares, "An iterated greedy algorithm for total flow time minimization in unrelated parallel batch machines with unequal job release times," *Engineering Applications of Artificial Intelligence*, vol. 77, pp. 239–254, 1 2019. [Online]. Available: <https://doi.org/10.1016/j.engappai.2018.10.012>
- [25] Z. hong Jia, H. Zhang, W. tao Long, J. Y. Leung, K. Li, and W. Li, "A meta-heuristic for minimizing total weighted flow time on parallel batch machines," *Computers & Industrial Engineering*, vol. 125, pp. 298–308, 11 2018. [Online]. Available: <https://doi.org/10.1016/j.cie.2018.08.009>
- [26] P. Damodaran, D. A. Diyadawagamage, O. Ghrayeb, and M. C. Vélez-Gallego, "A particle swarm optimization algorithm for minimizing makespan of nonidentical parallel batch processing machines," *International Journal of Advanced Manufacturing Technology*, vol. 58, pp. 1131–1140, 2 2012. [Online]. Available: <https://doi.org/10.1007/s00170-011-3442-z>
- [27] H. Zhang, K. Li, C. Chu, and Z. hong Jia, "Parallel batch processing machines scheduling in cloud manufacturing for minimizing total service completion time," *Computers & Operations Research*, vol. 146, p. 105899, 10 2022. [Online]. Available: <https://doi.org/10.1016/j.cor.2022.105899>
- [28] R. S. Trindade, O. C. B. de Araújo, and M. Fampa, "Arc-flow approach for single batch-processing machine scheduling," *Computers & Operations Research*, vol. 134, p. 105394, 10 2021. [Online]. Available: <https://doi.org/10.1016/j.cor.2021.105394>
- [29] R. S. Trindade, O. C. de Araújo, and M. Fampa, "Arc-flow approach for parallel batch processing machine scheduling with non-identical job sizes," *Lecture Notes in Computer Science (including subseries Lecture Notes in Artificial Intelligence and Lecture Notes in Bioinformatics)*, vol. 12176 LNCS, pp. 179–190, 2020. [Online]. Available: https://doi.org/10.1007/978-3-030-53262-8_15
- [30] Ibrahim Muter, "Exact algorithms to minimize makespan on single and parallel batch processing machines," *European Journal of Operational Research*, vol. 285, pp. 470–483, 9 2020. [Online]. Available: <https://doi.org/10.1016/j.ejor.2020.01.065>
- [31] S. G. Koh, P. H. Koo, J. W. Ha, and W. S. Lee, "Scheduling parallel batch processing machines with arbitrary job sizes and incompatible job families," *International Journal of Production Research*, vol. 42, pp. 4091–4107, 10 2004. [Online]. Available: <https://doi.org/10.1080/00207540410001704041>
- [32] Y. D. Kim, B. J. Joo, and S. Y. Choi, "Scheduling wafer lots on diffusion machines in a semiconductor wafer fabrication facility," *IEEE Transactions on Semiconductor Manufacturing*, vol. 23, pp. 246–254, 5 2010. [Online]. Available: <https://doi.org/10.1109/TSM.2010.2045666>
- [33] A. Klemmt, G. Weigert, and S. Werner, "Optimisation approaches for batch scheduling in semiconductor manufacturing," *European Journal of Industrial Engineering*, vol. 5, pp. 338–359, 2011. [Online]. Available: <https://doi.org/10.1504/EJIE.2011.041621>
- [34] C. Li, F. Wang, J. N. Gupta, and T. Chung, "Scheduling identical parallel batch processing machines involving incompatible families with different job sizes and capacity constraints," *Computers & Industrial Engineering*, vol. 169, p. 108115, 7 2022. [Online]. Available: <https://doi.org/10.1016/j.cie.2022.108115>
- [35] B. Ji, X. Xiao, S. S. Yu, and G. Wu, "A hybrid large neighborhood search method for minimizing makespan on unrelated parallel batch processing machines with incompatible job families," *Sustainability*, vol. 15, p. 3934, 2 2023. [Online]. Available: <https://doi.org/10.3390/su15053934>
- [36] P. Van Beek, F. Rossi, T. Walsh *et al.*, *Handbook of constraint programming*. Elsevier, 2006.
- [37] P. Laborie, J. Rogerie, P. Shaw, and P. Vilím, "Ibm ilog cp optimizer for scheduling: 20+ years of scheduling with constraints at ibm/ilog," *Constraints*, vol. 23, pp. 210–250, 4 2018. [Online]. Available: <https://doi.org/10.1007/s10601-018-9281-x>
- [38] IBM, *IBM ILOG CP Optimizer Java API Reference Manual*, 2023, version 22.1.1. [Online]. Available: <https://www.ibm.com/docs/en/icos/22.1.1?topic=optimizer-cp-java-api-reference-manual>
- [39] PACE, *Partnership for an Advanced Computing Environment (PACE)*, 2017. [Online]. Available: <http://www.pace.gatech.edu>
- [40] M. Fu, R. Askin, J. Fowler, M. Haghnevis, N. Keng, J. S. Pettinato, and M. Zhang, "Batch production scheduling for semiconductor back-end operations," *IEEE Transactions on Semiconductor Manufacturing*, vol. 24, pp. 249–260, 5 2011. [Online]. Available: <https://doi.org/10.1109/TSM.2011.2114900>
- [41] A. M. Ham and E. Cakici, "Flexible job shop scheduling problem with parallel batch processing machines: Mip and cp approaches," *Computers & Industrial Engineering*, vol. 102, pp. 160–165, 12 2016. [Online]. Available: <https://doi.org/10.1016/j.cie.2016.11.001>